


Economic Data Collection (EDC) Form



WEST COAST GROUND FISH LIMITED ENTRY TRAWL CATCHER-PROCESSOR VESSEL 2017

NOAA Fisheries – Northwest Fisheries Science Center

Who is responsible for submitting: All owners, lessees, and charterers of a vessel registered to a catcher-processor endorsed limited entry trawl permit at any time in 2017.

Complete all questions. If a question is not applicable, write "NA" in the answer box. The survey will not be considered complete unless there is an answer to every question.

Submit by September 1, 2018.

Paper submission: Completed and signed EDC forms must be mailed and postmarked by, or hand-delivered to NMFS no later than September 1, 2018. Mail or deliver to

Economic Data Collection Program (FRAM Division)
Northwest Fisheries Science Center
2725 Montlake Boulevard East
Seattle, WA 98112

Web form submission: Completed EDC web forms must be submitted electronically and the signature page faxed, or hand-delivered, or mailed and postmarked no later than September 1, 2018. Mail or deliver to address above. Fax to (206) 861-8225.

Retain a copy. Retain a copy of the completed form.

More information: www.nwfsc.noaa.gov/edc.

Questions: Visit the website above or contact Erin Steiner at (866) 791-3726 or NWFSC.EDC@noaa.gov.

Public Reporting Burden Statement

Public reporting burden for this collection of information is estimated to take 8 hours per response, including time for reviewing the instructions, searching existing data sources, gathering and maintaining the data needed, and completing and reviewing the collection of information. Send comments regarding this burden to Erin Steiner, National Marine Fisheries Service, Northwest Fisheries Science Center, 2725 Montlake Blvd E, Seattle, WA 98112.

Additional Information

Before completing this form, please note the following: 1) Notwithstanding any other provision of the law, no person is required to respond to, nor shall any person be subject to a penalty for failure to comply with, a collection of information subject to the requirements of the Paperwork Reduction Act, unless that collection of information displays a currently valid OMB Control Number; 2) This information is mandatory and is required to manage commercial fishing efforts under 50 CFR part 660 and under section 402(a) of the Magnuson-Stevens Act (16 U.S.C. 1801, *et seq.*); 3) Responses to this information request are confidential under 402(b) of the Magnuson-Stevens Act (16 U.S.C. 1801, *et seq.*). They are also confidential under NOAA Administrative Order 216-100, which sets forth procedures to protect the confidentiality of fishery statistics.

I. Contact Information and Vessel Characteristics

1. Provide the following information about this vessel and its physical characteristics.

Item	Vessel Information
Vessel Name	
USCG Vessel Number	
Home Port	
Length Overall (feet)	
Fuel Capacity (gallons)	
Horsepower of Main Engines	

2. Provide the contact information for the **owner of the catcher-processor vessel**.

Name of Company, Partnership, or Other Business Entity			
Business Mailing Address Street / PO Box		Business Phone ()	
		Business Fax ()	
City	State	Zip Code	Business Email

3. If the vessel was leased or bareboat chartered during 2017, provide the contact information for **the lessee or charterer of the catcher-processor vessel**. If necessary, use the last page for additional lessees or charterers.


Name of Company, Partnership, or Other Business Entity			
Business Mailing Address Street / PO Box		Business Phone ()	
		Business Fax ()	
City	State	Zip Code	Business Email

4. List the catcher-processor endorsed limited entry trawl permit(s) used with this vessel during 2017 in the **West Coast** whiting fishery (**West Coast** includes Washington, Oregon, and California).

Catcher-Processor Endorsed Permit Number	Permit Owned or Leased? Owned <input type="checkbox"/> Leased <input type="checkbox"/>
Catcher-Processor Endorsed Permit Number (2)	Permit Owned or Leased? Owned <input type="checkbox"/> Leased <input type="checkbox"/>
Catcher-Processor Endorsed Permit Number (3)	Permit Owned or Leased? Owned <input type="checkbox"/> Leased <input type="checkbox"/>

5. Provide the contact information for the **individual completing this report**. If your address, phone, and email are provided in the owner or lessee/charterer information, you do not need to repeat them here but please provide your name and title.

<input type="checkbox"/> Catcher-Processor Vessel Owner (or Designated Representative)			
<input type="checkbox"/> Catcher-Processor Vessel Lessee or Charterer (or Designated Representative)			
Name		Title	
Business Mailing Address Street / PO Box		Business Phone ()	
		Business Fax ()	
City	State	Zip Code	Business Email

Please proceed to the next page 

If a question is not applicable, write "NA" in the answer box.

6. Answer the following questions related to the most recent marine survey of the vessel.

What was the year of this vessel's last marine survey?	_____ yyyy
What was the <i>market value</i> of this vessel from the survey, rounded to the nearest 100 dollars?	\$ _____
What was the <i>replacement value</i> of this vessel from the survey, rounded to the nearest 100 dollars?	\$ _____
Did the survey values given above include the value of permits associated with this vessel at the time of the survey?	Yes <input type="checkbox"/> No <input type="checkbox"/>
Did the survey values given above include the value of quota associated with this vessel at the time of the survey?	Yes <input type="checkbox"/> No <input type="checkbox"/>
Did the survey values given above include the value of all processing equipment on this vessel at the time of the survey?	Yes <input type="checkbox"/> No <input type="checkbox"/>
Did the survey values given above include the value of all fishing gear on this vessel at the time of the survey?	Yes <input type="checkbox"/> No <input type="checkbox"/>

7. For the remainder of the survey, report values from your 2017 fiscal year. When did this vessel's 2017 fiscal year begin?

_____ / _____ / _____ mm dd yyyy

Please report values from your 2017 fiscal year for the remainder of this survey.

8. Was this vessel hauled out in 2017?

Yes <input type="checkbox"/> No <input type="checkbox"/>
--

9. Provide this vessel's average fuel use per day (for propulsion or other uses) when engaged in each of the following activities in 2017.

- **West Coast** includes Washington, Oregon, and California.
- Fuel use should include all fuels used for propulsion or other uses.

Activity	Fuel Use
Fishing, processing, and steaming in the West Coast whiting fishery	_____ gal/day
Steaming between the West Coast and Alaska	_____ gal/day

10. How many gallons of fuel did this vessel use (for propulsion or other uses) during 2017 in the **West Coast** whiting fishery?

- Exclude activities in Alaska and steaming between the West Coast and Alaska in these responses.

Type of Fuel	Gallons
Diesel	_____ gal
Bunker oil	_____ gal
Fish oil	_____ gal

11. Provide the number of days this vessel was at sea during 2017 in each of the following activities. Please note that there is a special category for days at sea steaming between the West Coast and Alaska. *(This information will be used to allocate some of your expenses and expenditures between the West Coast and Alaska in order to avoid asking more detailed information about the vessel's activities in Alaska).*

- Count partial days as full days

Activity	Days at Sea
Fishing and Processing in the West Coast whiting fishery	_____ days
Steaming in the West Coast whiting fishery	_____ days
Off-loading in the West Coast whiting fishery	_____ days
Steaming between the West Coast and Alaska	_____ days
All Alaska fisheries	_____ days

12. Provide the number of **one-way** trips (count a round trip as 2 one-way trips) this vessel made steaming between the West Coast and Alaska during 2017.

_____ one-way trips

13. Provide the average number of processing crew members and the average number of non-processing crew members (including the captain) when the vessel was operating in the **West Coast** whiting fishery during 2017.

- **Processing crew** includes line workers, fishmeal crew, quality control, technicians, cleanup, factory managers, mechanics who work on processing equipment, and combis.
- **Non-processing crew** includes deckhands, wheelhouse, galley, and engine room.

Fishery	Average Number of Processing Crew	Average Number of Non-Processing Crew (including captain)
West Coast whiting	_____	_____

14. Provide the total number of individuals who worked for you on this vessel during 2017 while fishing and processing in the **West Coast** whiting fishery.

- This value should represent the number of individuals who worked at any point during the year, rather than the number of positions.
- **Do not include** observers.

_____ individuals on this vessel (**processing crew**)

_____ individuals on this vessel (**non-processing crew**)

II. Capitalized Expenditures

15. Provide the 2017 **capitalized expenditures** associated with each of the following categories for this vessel. Note that some capitalized expenditures are for **All Fisheries** the vessel participates in (West Coast, Alaska, and other) and others are for the **West Coast** whiting fishery only. Round all answers to the nearest 100 dollars. (*Capitalized expenditures shared across fisheries will be allocated to the West Coast based on days or tonnage*).

Capitalized Expenditure Category	Capitalized Expenditures in All Fisheries West Coast, Alaska, and Other	Capitalized Expenditures in West Coast Fisheries Only Washington, Oregon, and California
----------------------------------	--	---

Vessel and On-board Equipment

- Include the purchase of a new or used vessel, electronics, safety equipment, and machinery not used to harvest or process fish.
- Include any major upgrades, repairs, or maintenance to the vessel or equipment.
- Exclude fishing gear and processing equipment.

New or used vessel and on-board equipment (Regardless of where the vessel fished, enter all expenditures for vessel and on-board equipment under the All Fisheries column)	\$ _____	
--	----------	--

Processing Equipment

- Exclude all equipment, machines, and buildings based primarily on shore.
- Exclude any processing equipment that is not used at least partially in the West Coast whiting fishery.
- Include on-board freezers, storage equipment, packing equipment, conveyers, and on-board cargo handling equipment.

Processing equipment used only in the West Coast whiting fishery		\$ _____
Processing equipment shared by the West Coast whiting and other fisheries	\$ _____	

Fishing Gear

- Include nets, cables, doors, and fishing machinery used in the West Coast whiting fishery.
- Exclude any fishing gear that is not used at least partially in the West Coast whiting fishery.

Fishing gear used only in the West Coast whiting fishery		\$ _____
Fishing gear shared by the West Coast whiting and other fisheries	\$ _____	

III. Co-op share and Permit Costs

16. Provide the total amount you paid for purchase or lease of co-op shares and catcher-processor endorsed West Coast groundfish limited entry trawl permits during 2017 for use in the **West Coast** whiting fishery.

Purchase or Lease of Co-op shares and Permits	Total Cost
Purchase of co-op shares	\$ _____

Lease of co-op shares	\$ _____
Purchase of catcher-processor endorsed permit	\$ _____
Lease of catcher-processor endorsed permit	\$ _____

IV. Annual Expenses

17. Provide the total amount **expensed** during 2017 in each of the categories below. Note that some expenses are for **All Fisheries** (West Coast, Alaska, and other) others are for the **West Coast** whiting fishery only. Round all answers to the nearest 100 dollars.


Expenses Category	Expenses in All Fisheries West Coast, Alaska, and Other	Expenses in West Coast Fisheries Only Washington, Oregon, and California
a. Processing crew (include wages, bonuses, benefits, payroll taxes, and unemployment insurance)		\$ _____
b. Non-processing crew (include wages, bonuses, benefits, payroll taxes, and unemployment insurance)		\$ _____
c. Crew travel not deducted from crew wages		\$ _____
d. Observer fees		\$ _____
e. Sea State data monitoring		\$ _____
f. Co-op membership fees		\$ _____
g. Marine Stewardship Council fees		\$ _____
h. Fuel and lubrication (do not include steaming between West Coast and Alaska)		\$ _____
Food		\$ _____
Non-fish ingredients (additives)		\$ _____
Packing materials		\$ _____
Freight to the vessel on supplies		\$ _____
Other supplies (linens, clothing, cleaning, etc.)		\$ _____
Communications		\$ _____
Off-load expenses (cross-dock fees, port tariffs, etc.)		\$ _____
k. On-board cargo / product / protection and indemnity insurance		\$ _____
Fishing gear purchases, upgrades, repairs, and maintenance used only in the West Coast whiting fishery (expensed in 2017)		\$ _____
m. Fishing gear purchases, upgrades, repairs, and maintenance shared by the West Coast whiting fishery and Alaska (expensed in 2017)	\$ _____	
n. Processing equipment purchase, repair, and maintenance (expensed in 2017)	\$ _____	

17. (Continued)

Expenses Category (continued)	Expenses in All Fisheries West Coast, Alaska, and Other	Expenses in West Coast Fisheries Only Washington, Oregon, and California
Vessel and on-board equipment purchases, upgrades, repairs, or maintenance (expensed in 2017)	\$ _____	
o. Insurance premium payments (hull and machinery, pollution insurance)	\$ _____	
p. Moorage	\$ _____	
q. Lease or bareboat charter of this catcher-processor vessel	\$ _____	
r. Depreciation (vessel, on-board equipment, fishing gear, processing equipment, and quota share)	\$ _____	

18. Provide the total round weight of all fish processed by this vessel during 2017. Round to the nearest metric ton. (This information will be used to allocate some of your expenditures between the West Coast and Alaska in order to avoid asking more detailed information about the vessel's activity in Alaska).

Fishery	Total Round Weight as a Catcher-Processor	Total Round Weight as a Mothership
West Coast whiting fishery (exclude tribal)	_____mt	
All Other fisheries (include tribal)	_____mt	_____mt

Please proceed to the next page 

V. Annual Earnings

19. Provide the total weight and value of production in the **West Coast** whiting fishery during 2017. Report weights to the nearest metric ton.
- Do not include any additional payment you received to cover any shipping, handling, or storage costs associated with the sale beyond the FOB port of discharge.
 - Please include any post-season adjustments for products produced in 2017.
 - For products produced in 2017 and held in inventory at the end of the year, estimate the value on the basis of the average price received for similar products sold during the year.
 - Include products shipped to other establishments of your company.
 - Do not include revenue associated with fish caught in any fishery except the **West Coast** whiting fishery.

Type of Fish	Total Weight of Production	Total Value of Production
Whiting		
Surimi	_____ mt	\$ _____
Fillets	_____ mt	\$ _____
H&G	_____ mt	\$ _____
Round (unprocessed)	_____ mt	\$ _____
Fishmeal	_____ mt	\$ _____
Fish oil	_____ mt	\$ _____
Roe	_____ mt	\$ _____
Minced	_____ mt	\$ _____
Stomachs	_____ mt	\$ _____
Other (specify): _____	_____ mt	\$ _____
Other (specify): _____	_____ mt	\$ _____
Other Species		
All other species on the West Coast	_____ mt	\$ _____

20. Provide the percentage, by value, of all products off-loaded from this catcher-processor vessel in the **West Coast** whiting fishery at each of the following locations. The column should sum to 100%.

Location	Percentage of Total Off-load Value
Seattle	_____ %
Blaine / Bellingham	_____ %
Port Angeles	_____ %
Tacoma	_____ %
Astoria	_____ %
Coos Bay	_____ %
At sea (tramper)	_____ %
Other (specify): _____	_____ %

21. For each of the earnings sources listed below, indicate the income earned during 2017.

Earnings Source	Revenue Received
Sale of West Coast catcher-processor endorsed permits	\$ _____
Lease of West Coast catcher-processor endorsed permits	\$ _____
Sale of co-op shares	\$ _____
Lease of co-op shares	\$ _____
Lease or bareboat charter of this vessel	\$ _____
Insurance settlements	\$ _____

VI. Certification

22. Read the following statement, and sign and date the box below.

I certify under penalty of perjury that I have reviewed all the information in this form and that it is true and complete to the best of my knowledge.	
Signature	Date signed _____/_____/_____ mm dd yyyy
Print Name	

Questionnaire Comments:

[Empty box for questionnaire comments]

THIS PAGE INTENTIONALLY LEFT BLANK