

Attachment T11. Fiscal Acti

This information is being collected from State agencies, school food authorities, schools. This is a revision of a currently approved information collection. The Richard B. Russell National School Lunch Act (NSLA) 42 U.S.C. § 1758, as amended, authorizes the National School Lunch Program (NSLP). This information is required to administer and operate this program in accordance with the NSLA. Under the Privacy Act of 1974, any personally identifying information obtained will be kept private to the extent of the law. According to the Paperwork Reduction Act of 1995, an agency may not conduct or sponsor, and a person is not required to respond to, a collection of information unless it displays a valid OMB control number. The valid OMB control number for this information collection is 0584-0006. The time required to complete this information collection is estimated to average 47.5 hours of reporting burden per response. The burden consists of the time it takes for the State agency to conduct the off-site portion of the review which includes scheduling of the review and the completion of the Off-site Assessment, Resource Management Risk Indicator, and Site Selection Tools. Send comments regarding this burden estimate or any other aspect of this collection of information, including suggestions for reducing this burden, to: U.S. Department of Agriculture, Food and Nutrition Services, Office of Policy Support, 3101 Park Center Drive, Room 1014, Alexandria, VA 22302, ATTN: PRA (0584-0006). Do not return the completed form to this address.

on Workbook




Review Information:

Month Being Reviewed:
Period:

SFA Name:

No.	Name of Site	4: Number of Meals (
		FREE	REDUCED PRICE
<input style="width: 20px; height: 20px;" type="text"/>	<input style="width: 350px; height: 25px;" type="text"/>	<input style="width: 40px; height: 25px;" type="text"/>	<input style="width: 40px; height: 25px;" type="text"/>
<input style="width: 20px; height: 20px;" type="text"/>	<input style="width: 350px; height: 25px;" type="text"/>	<input style="width: 40px; height: 25px;" type="text"/>	<input style="width: 40px; height: 25px;" type="text"/>
<input style="width: 20px; height: 20px;" type="text"/>	<input style="width: 350px; height: 25px;" type="text"/>	<input style="width: 40px; height: 25px;" type="text"/>	<input style="width: 40px; height: 25px;" type="text"/>
<input style="width: 20px; height: 20px;" type="text"/>	<input style="width: 350px; height: 25px;" type="text"/>	<input style="width: 40px; height: 25px;" type="text"/>	<input style="width: 40px; height: 25px;" type="text"/>
<input style="width: 20px; height: 20px;" type="text"/>	<input style="width: 350px; height: 25px;" type="text"/>	<input style="width: 40px; height: 25px;" type="text"/>	<input style="width: 40px; height: 25px;" type="text"/>
<input style="width: 20px; height: 20px;" type="text"/>	<input style="width: 350px; height: 25px;" type="text"/>	<input style="width: 40px; height: 25px;" type="text"/>	<input style="width: 40px; height: 25px;" type="text"/>
<input style="width: 20px; height: 20px;" type="text"/>	<input style="width: 350px; height: 25px;" type="text"/>	<input style="width: 40px; height: 25px;" type="text"/>	<input style="width: 40px; height: 25px;" type="text"/>
<input style="width: 20px; height: 20px;" type="text"/>	<input style="width: 350px; height: 25px;" type="text"/>	<input style="width: 40px; height: 25px;" type="text"/>	<input style="width: 40px; height: 25px;" type="text"/>
<input style="width: 20px; height: 20px;" type="text"/>	<input style="width: 350px; height: 25px;" type="text"/>	<input style="width: 40px; height: 25px;" type="text"/>	<input style="width: 40px; height: 25px;" type="text"/>
<input style="width: 20px; height: 20px;" type="text"/>	<input style="width: 350px; height: 25px;" type="text"/>	<input style="width: 40px; height: 25px;" type="text"/>	<input style="width: 40px; height: 25px;" type="text"/>
<input style="width: 20px; height: 20px;" type="text"/>	<input style="width: 350px; height: 25px;" type="text"/>	<input style="width: 40px; height: 25px;" type="text"/>	<input style="width: 40px; height: 25px;" type="text"/>
<input style="width: 20px; height: 20px;" type="text"/>	<input style="width: 350px; height: 25px;" type="text"/>	<input style="width: 40px; height: 25px;" type="text"/>	<input style="width: 40px; height: 25px;" type="text"/>
<input style="width: 20px; height: 20px;" type="text"/>	<input style="width: 350px; height: 25px;" type="text"/>	<input style="width: 40px; height: 25px;" type="text"/>	<input style="width: 40px; height: 25px;" type="text"/>
<input style="width: 20px; height: 20px;" type="text"/>	<input style="width: 350px; height: 25px;" type="text"/>	<input style="width: 40px; height: 25px;" type="text"/>	<input style="width: 40px; height: 25px;" type="text"/>
<input style="width: 20px; height: 20px;" type="text"/>	<input style="width: 350px; height: 25px;" type="text"/>	<input style="width: 40px; height: 25px;" type="text"/>	<input style="width: 40px; height: 25px;" type="text"/>
<input style="width: 20px; height: 20px;" type="text"/>	<input style="width: 350px; height: 25px;" type="text"/>	<input style="width: 40px; height: 25px;" type="text"/>	<input style="width: 40px; height: 25px;" type="text"/>
<input style="width: 20px; height: 20px;" type="text"/>	<input style="width: 350px; height: 25px;" type="text"/>	<input style="width: 40px; height: 25px;" type="text"/>	<input style="width: 40px; height: 25px;" type="text"/>
<input style="width: 20px; height: 20px;" type="text"/>	<input style="width: 350px; height: 25px;" type="text"/>	<input style="width: 40px; height: 25px;" type="text"/>	<input style="width: 40px; height: 25px;" type="text"/>
<input style="width: 20px; height: 20px;" type="text"/>	<input style="width: 350px; height: 25px;" type="text"/>	<input style="width: 40px; height: 25px;" type="text"/>	<input style="width: 40px; height: 25px;" type="text"/>



TOTALS:		0#	0#

	0			
	0			
	0			
	0			
	0			
	0			
	0			
	0			
	0			
	0			
	0			
	0			
	0			
	0			
	0			
0	0	0	0	0###

			0	0
			0	0
			0	0
			0	0
			0	0
			0	0
			0	0
			0	0
			0	0
			0	0
			0	0
			0	0
			0	0
			0	0
			0	0
			0	0
			0	0
0#	0#	0	0#	0#

LP STANDARD:

Type:

9: Reimbursement Rates for Each Benefit Type:

10: Reimburs

TOTAL

FREE

REDUCED PRICE

PAID

FREE

0

\$0.00

\$0.00

\$0.00

\$0.00

0

\$0.00

\$0.00

\$0.00

\$0.00

0

\$0.00

\$0.00

\$0.00

\$0.00

0

\$0.00

\$0.00

\$0.00

\$0.00

0

\$0.00

\$0.00

\$0.00

\$0.00

0

\$0.00

\$0.00

\$0.00

\$0.00

0

\$0.00

\$0.00

\$0.00

\$0.00

0

\$0.00

\$0.00

\$0.00

\$0.00

0

\$0.00

\$0.00

\$0.00

\$0.00

0

\$0.00

\$0.00

\$0.00

\$0.00

0

\$0.00

\$0.00

\$0.00

\$0.00

0

\$0.00

\$0.00

\$0.00

\$0.00

0

\$0.00

\$0.00

\$0.00

\$0.00

0

\$0.00

\$0.00

\$0.00

\$0.00

0

\$0.00

\$0.00

\$0.00

\$0.00

0

\$0.00

\$0.00

\$0.00

\$0.00

0

\$0.00

\$0.00

\$0.00

\$0.00

0

\$0.00

\$0.00

\$0.00

\$0.00

0

\$0.00

\$0.00

\$0.00

\$0.00

0

\$0.00

\$0.00

\$0.00

\$0.00

0	\$0.00	\$0.00	\$0.00	\$0.00
0	\$0.00	\$0.00	\$0.00	\$0.00
0	\$0.00	\$0.00	\$0.00	\$0.00
0	\$0.00	\$0.00	\$0.00	\$0.00
0	\$0.00	\$0.00	\$0.00	\$0.00
0	\$0.00	\$0.00	\$0.00	\$0.00
0	\$0.00	\$0.00	\$0.00	\$0.00
0	\$0.00	\$0.00	\$0.00	\$0.00
0	\$0.00	\$0.00	\$0.00	\$0.00
0	\$0.00	\$0.00	\$0.00	\$0.00
0	\$0.00	\$0.00	\$0.00	\$0.00
0	\$0.00	\$0.00	\$0.00	\$0.00
0	\$0.00	\$0.00	\$0.00	\$0.00
0	\$0.00	\$0.00	\$0.00	\$0.00
0	\$0.00	\$0.00	\$0.00	\$0.00
0	\$0.00	\$0.00	\$0.00	\$0.00

#	0				\$0.00
---	---	--	--	--	--------

ement Amounts Claimed by SFA:


11: SFA-wide Reimbursable Meals by Benefit Type A

REDUCED PRICE	PAID
---------------	------


	TOTAL FREE
--	------------


\$0.00	\$0.00
\$0.00	\$0.00
\$0.00	\$0.00
\$0.00	\$0.00
\$0.00	\$0.00
\$0.00	\$0.00
\$0.00	\$0.00
\$0.00	\$0.00
\$0.00	\$0.00
\$0.00	\$0.00
\$0.00	\$0.00
\$0.00	\$0.00
\$0.00	\$0.00
\$0.00	\$0.00
\$0.00	\$0.00
\$0.00	\$0.00
\$0.00	\$0.00
\$0.00	\$0.00
\$0.00	\$0.00
\$0.00	\$0.00
\$0.00	\$0.00
\$0.00	\$0.00

Section 8 Total	0
Free to Reduced	0.00
Free to Paid	0.00
Reduced to Paid	
Reduced to Free	0.00
Total Adjusted Meal Count	0.00
Rounded Total	0
Difference	0



\$0.00	\$0.00
\$0.00	\$0.00
\$0.00	\$0.00
\$0.00	\$0.00
\$0.00	\$0.00
\$0.00	\$0.00
\$0.00	\$0.00
\$0.00	\$0.00
\$0.00	\$0.00
\$0.00	\$0.00
\$0.00	\$0.00
\$0.00	\$0.00
\$0.00	\$0.00
\$0.00	\$0.00
\$0.00	\$0.00
\$0.00	\$0.00
\$0.00	\$0.00
\$0.00	\$0.00
\$0.00	\$0.00
\$0.00	\$0.00
\$0.00	\$0.00
\$0.00	\$0.00
\$0.00	\$0.00
\$0.00	\$0.00
\$0.00	\$0.00
\$0.00	\$0.00
\$0.00	\$0.00
\$0.00	\$0.00
\$0.00	\$0.00
\$0.00	\$0.00
\$0.00	\$0.00
\$0.00	\$0.00
\$0.00	\$0.00
\$0.00	\$0.00
\$0.00	\$0.00
\$0.00	\$0.00
\$0.00	\$0.00
\$0.00	\$0.00
\$0.00	\$0.00






Adjusted by Error Rate per Application Category

12A: Adjustment to Meals per Site by

TOTAL REDUCED	TOTAL PAID	TOTAL
0	0	0
0.00		
	0.00	
0.00	0.00	
0.00		
0.00	0.00	0.00
0	0	0
0	0	

Change in Free Meals	#	Change in RP Meals
0	#	0
0	#	0
0	#	0
0	#	0
0	#	0
0	#	0
0	#	0
0	#	0
0	#	0
0	#	0
0	#	0
0	#	0
0	#	0
0	#	0
0	#	0
0	#	0
0	#	0
0	#	0
0	#	0
0	#	0
0	#	0



\$0.00	\$0.00			
\$0.00	\$0.00			
\$0.00	\$0.00			
\$0.00	\$0.00			
\$0.00	\$0.00			
\$0.00	\$0.00			
\$0.00	\$0.00			
\$0.00	\$0.00			
\$0.00	\$0.00			
\$0.00	\$0.00			
\$0.00	\$0.00			
\$0.00	\$0.00			
\$0.00	\$0.00			
\$0.00	\$0.00			
\$0.00	\$0.00			
\$0.00	\$0.00			
\$0.00	\$0.00	\$0.00	0	0

	\$0.00	\$0.00	\$0.00	\$0.00
	\$0.00	\$0.00	\$0.00	\$0.00
	\$0.00	\$0.00	\$0.00	\$0.00
	\$0.00	\$0.00	\$0.00	\$0.00
	\$0.00	\$0.00	\$0.00	\$0.00
	\$0.00	\$0.00	\$0.00	\$0.00
	\$0.00	\$0.00	\$0.00	\$0.00
	\$0.00	\$0.00	\$0.00	\$0.00
	\$0.00	\$0.00	\$0.00	\$0.00
	\$0.00	\$0.00	\$0.00	\$0.00
	\$0.00	\$0.00	\$0.00	\$0.00
	\$0.00	\$0.00	\$0.00	\$0.00
	\$0.00	\$0.00	\$0.00	\$0.00
	\$0.00	\$0.00	\$0.00	\$0.00
	\$0.00	\$0.00	\$0.00	\$0.00
	\$0.00	\$0.00	\$0.00	\$0.00
0				\$0.00

\$0.00

\$0.00

\$0.00

\$0.00

\$0.00

\$0.00

\$0.00

\$0.00

\$0.00

\$0.00

\$0.00

\$0.00

\$0.00

\$0.00

\$0.00

\$0.00

\$0.00

\$0.00

\$0.00

\$0.00

\$0.00

\$0.00

\$0.00

\$0.00

\$0.00

\$0.00

\$0.00

\$0.00

\$0.00

\$0.00

\$0.00

\$0.00

\$0.00

\$0.00

\$0.00

\$0.00

\$0.00

\$0.00

\$0.00

\$0.00

\$0.00

\$0.00

\$0.00

\$0.00

\$0.00

\$0.00

\$0.00

\$0.00

\$0.00

\$0.00

\$0.00

\$0.00

\$0.00

\$0.00

\$0.00

\$0.00

\$0.00

\$0.00

\$0.00

\$0.00

\$0.00

\$0.00

\$0.00

\$0.00


\$0.00

\$0.00

	0			
	0			
	0			
	0			
	0			
	0			
	0			
	0			
	0			
	0			
	0			
	0			
	0			
	0			
0	0	0#	0#	0##


			0	0
			0	0
			0	0
			0	0
			0	0
			0	0
			0	0
			0	0
			0	0
			0	0
			0	0
			0	0
			0	0
			0	0
			0	0
0#	0#	0	0#	0#

\$0.00	\$0.00
\$0.00	\$0.00
\$0.00	\$0.00
\$0.00	\$0.00
\$0.00	\$0.00
\$0.00	\$0.00
\$0.00	\$0.00
\$0.00	\$0.00
\$0.00	\$0.00
\$0.00	\$0.00
\$0.00	\$0.00
\$0.00	\$0.00
\$0.00	\$0.00
\$0.00	\$0.00
\$0.00	\$0.00
\$0.00	\$0.00
\$0.00	\$0.00
\$0.00	\$0.00
\$0.00	\$0.00
\$0.00	\$0.00
\$0.00	\$0.00
\$0.00	\$0.00
\$0.00	\$0.00
\$0.00	\$0.00
\$0.00	\$0.00
\$0.00	\$0.00
\$0.00	\$0.00
\$0.00	\$0.00
\$0.00	\$0.00
\$0.00	\$0.00
\$0.00	\$0.00
\$0.00	\$0.00
\$0.00	\$0.00
\$0.00	\$0.00



\$0.00	\$0.00
\$0.00	\$0.00
\$0.00	\$0.00
\$0.00	\$0.00
\$0.00	\$0.00
\$0.00	\$0.00
\$0.00	\$0.00
\$0.00	\$0.00
\$0.00	\$0.00
\$0.00	\$0.00
\$0.00	\$0.00
\$0.00	\$0.00
\$0.00	\$0.00
\$0.00	\$0.00
\$0.00	\$0.00
\$0.00	\$0.00
\$0.00	\$0.00






/ Error Rate per Application Category

TOTAL PAID	TOTAL
0	0
0.00	
0.00	
0.00	0.00
0	0
0	

12A: Adjustment to Meals per Site by Category (CB&I)

Change in Free Meals	Change in RP Meals	Change in Paid Meals
0	0	0
0	0	0
0	0	0
0	0	0
0	0	0
0	0	0
0	0	0
0	0	0
0	0	0
0	0	0
0	0	0
0	0	0
0	0	0
0	0	0
0	0	0
0	0	0
0	0	0
0	0	0
0	0	0
0	0	0
0	0	0
0	0	0
0	0	0
0	0	0






Review Information:

Month Being Reviewed: Period:

SFA Name:

No.	Name of Site	4: Number of Meals (
		FREE	REDUCED PRICE
<input type="text"/>	<input type="text"/>	<input type="text"/>	<input type="text"/>
<input type="text"/>	<input type="text"/>	<input type="text"/>	<input type="text"/>
<input type="text"/>	<input type="text"/>	<input type="text"/>	<input type="text"/>
<input type="text"/>	<input type="text"/>	<input type="text"/>	<input type="text"/>
<input type="text"/>	<input type="text"/>	<input type="text"/>	<input type="text"/>
<input type="text"/>	<input type="text"/>	<input type="text"/>	<input type="text"/>
<input type="text"/>	<input type="text"/>	<input type="text"/>	<input type="text"/>
<input type="text"/>	<input type="text"/>	<input type="text"/>	<input type="text"/>
<input type="text"/>	<input type="text"/>	<input type="text"/>	<input type="text"/>
<input type="text"/>	<input type="text"/>	<input type="text"/>	<input type="text"/>
<input type="text"/>	<input type="text"/>	<input type="text"/>	<input type="text"/>
<input type="text"/>	<input type="text"/>	<input type="text"/>	<input type="text"/>
<input type="text"/>	<input type="text"/>	<input type="text"/>	<input type="text"/>
<input type="text"/>	<input type="text"/>	<input type="text"/>	<input type="text"/>
<input type="text"/>	<input type="text"/>	<input type="text"/>	<input type="text"/>
<input type="text"/>	<input type="text"/>	<input type="text"/>	<input type="text"/>
<input type="text"/>	<input type="text"/>	<input type="text"/>	<input type="text"/>
<input type="text"/>	<input type="text"/>	<input type="text"/>	<input type="text"/>
<input type="text"/>	<input type="text"/>	<input type="text"/>	<input type="text"/>
<input type="text"/>	<input type="text"/>	<input type="text"/>	<input type="text"/>
<input type="text"/>	<input type="text"/>	<input type="text"/>	<input type="text"/>
<input type="text"/>	<input type="text"/>	<input type="text"/>	<input type="text"/>



TOTALS:		0¢	0¢

	0			
	0			
	0			
	0			
	0			
	0			
	0			
	0			
	0			
	0			
	0			
	0			
	0			
	0			
0	0	0	0	0

			0	0
			0	0
			0	0
			0	0
			0	0
			0	0
			0	0
			0	0
			0	0
			0	0
			0	0
			0	0
			0	0
			0	0
			0	0
0	0	0	0	0

0		0	0	0
0		0	0	0
0		0	0	0
0		0	0	0
0		0	0	0
0		0	0	0
0		0	0	0
0		0	0	0
0		0	0	0
0		0	0	0
0		0	0	0
0		0	0	0
0		0	0	0
0		0	0	0
0		0	0	0
0		0	0	0
0		0	0	0
0		0	0	0
0		0	0	0
0		0	0	0
0		0	0	0
0		0	0	0
0		0	0	0
0		0	0	0

0 0 0 0 0

LP STANDARD:

Type:

9: Reimbursement Rates for Each Benefit Type:

10: Reimburs

TOTAL

FREE

REDUCED PRICE

PAID

FREE

0

\$0.00

\$0.00

\$0.00

\$0.00

0

\$0.00

\$0.00

\$0.00

\$0.00

0

\$0.00

\$0.00

\$0.00

\$0.00

0

\$0.00

\$0.00

\$0.00

\$0.00

0

\$0.00

\$0.00

\$0.00

\$0.00

0

\$0.00

\$0.00

\$0.00

\$0.00

0

\$0.00

\$0.00

\$0.00

\$0.00

0

\$0.00

\$0.00

\$0.00

\$0.00

0

\$0.00

\$0.00

\$0.00

\$0.00

0

\$0.00

\$0.00

\$0.00

\$0.00

0

\$0.00

\$0.00

\$0.00

\$0.00

0

\$0.00

\$0.00

\$0.00

\$0.00

0

\$0.00

\$0.00

\$0.00

\$0.00

0

\$0.00

\$0.00

\$0.00

\$0.00

0

\$0.00

\$0.00

\$0.00

\$0.00

0

\$0.00

\$0.00

\$0.00

\$0.00

0

\$0.00

\$0.00

\$0.00

\$0.00

0

\$0.00

\$0.00

\$0.00

\$0.00

0

\$0.00

\$0.00

\$0.00

\$0.00

0

\$0.00

\$0.00

\$0.00

\$0.00

0

\$0.00

\$0.00

\$0.00

\$0.00

0

\$0.00


\$0.00

\$0.00


\$0.00

0	\$0.00	\$0.00	\$0.00	\$0.00
0	\$0.00	\$0.00	\$0.00	\$0.00
0	\$0.00	\$0.00	\$0.00	\$0.00
0	\$0.00	\$0.00	\$0.00	\$0.00
0	\$0.00	\$0.00	\$0.00	\$0.00
0	\$0.00	\$0.00	\$0.00	\$0.00
0	\$0.00	\$0.00	\$0.00	\$0.00
0	\$0.00	\$0.00	\$0.00	\$0.00
0	\$0.00	\$0.00	\$0.00	\$0.00
0	\$0.00	\$0.00	\$0.00	\$0.00
0	\$0.00	\$0.00	\$0.00	\$0.00
0	\$0.00	\$0.00	\$0.00	\$0.00
0	\$0.00	\$0.00	\$0.00	\$0.00
0	\$0.00	\$0.00	\$0.00	\$0.00
0	\$0.00	\$0.00	\$0.00	\$0.00
# 0				\$0.00

\$0.00	\$0.00
\$0.00	\$0.00
\$0.00	\$0.00
\$0.00	\$0.00
\$0.00	\$0.00
\$0.00	\$0.00
\$0.00	\$0.00
\$0.00	\$0.00
\$0.00	\$0.00
\$0.00	\$0.00
\$0.00	\$0.00
\$0.00	\$0.00
\$0.00	\$0.00
\$0.00	\$0.00
\$0.00	\$0.00



\$0.00	\$0.00
--------	--------



\$0.00	\$0.00			
\$0.00	\$0.00			
\$0.00	\$0.00			
\$0.00	\$0.00			
\$0.00	\$0.00			
\$0.00	\$0.00			
\$0.00	\$0.00			
\$0.00	\$0.00			
\$0.00	\$0.00			
\$0.00	\$0.00			
\$0.00	\$0.00			
\$0.00	\$0.00			
\$0.00	\$0.00			
\$0.00	\$0.00			
\$0.00	\$0.00			
\$0.00	\$0.00	0	0	0

\$0.00	\$0.00	\$0.00	\$0.00	\$0.00
\$0.00	\$0.00	\$0.00	\$0.00	\$0.00
\$0.00	\$0.00	\$0.00	\$0.00	\$0.00
\$0.00	\$0.00	\$0.00	\$0.00	\$0.00
\$0.00	\$0.00	\$0.00	\$0.00	\$0.00
\$0.00	\$0.00	\$0.00	\$0.00	\$0.00
\$0.00	\$0.00	\$0.00	\$0.00	\$0.00
\$0.00	\$0.00	\$0.00	\$0.00	\$0.00
\$0.00	\$0.00	\$0.00	\$0.00	\$0.00
\$0.00	\$0.00	\$0.00	\$0.00	\$0.00
\$0.00	\$0.00	\$0.00	\$0.00	\$0.00
\$0.00	\$0.00	\$0.00	\$0.00	\$0.00
\$0.00	\$0.00	\$0.00	\$0.00	\$0.00
\$0.00	\$0.00	\$0.00	\$0.00	\$0.00
\$0.00	\$0.00	\$0.00	\$0.00	\$0.00
			\$0.00	\$0.00




Review Information:

Month Being Reviewed:

Period:

SFA Name:

No.	Name of Site	4: Number of Meals (
		FREE	REDUCED PRICE



TOTALS:		0¢	0¢

	0			
	0			
	0			
	0			
	0			
	0			
	0			
	0			
	0			
	0			
	0			
	0			
	0			
	0			
0	0	0	0	0


			0	0
			0	0
			0	0
			0	0
			0	0
			0	0
			0	0
			0	0
			0	0
			0	0
			0	0
			0	0
			0	0
			0	0
			0	0
0	0	0	0	0

ement Amounts Claimed by SFA:

11: SFA-wide Reimbursable Meals by Benefit Type Adjusted Category

REDUCED PRICE	PAID
\$0.00	\$0.00
\$0.00	\$0.00
\$0.00	\$0.00
\$0.00	\$0.00
\$0.00	\$0.00
\$0.00	\$0.00
\$0.00	\$0.00
\$0.00	\$0.00
\$0.00	\$0.00
\$0.00	\$0.00
\$0.00	\$0.00
\$0.00	\$0.00
\$0.00	\$0.00
\$0.00	\$0.00
\$0.00	\$0.00
\$0.00	\$0.00
\$0.00	\$0.00
\$0.00	\$0.00
\$0.00	\$0.00
\$0.00	\$0.00
\$0.00	\$0.00
\$0.00	\$0.00
\$0.00	\$0.00

	TOTAL FREE	TOTAL REDUCED
Section 8 Total	0	0
Free to Reduced	0.00	0.00
Free to Paid	0.00	
Reduced to Paid		0.00
Reduced to Free	0.00	0.00
Totaled	0.00	0.00
Rounded Total	0	0
Difference	0	0



\$0.00	\$0.00
\$0.00	\$0.00
\$0.00	\$0.00
\$0.00	\$0.00
\$0.00	\$0.00
\$0.00	\$0.00
\$0.00	\$0.00
\$0.00	\$0.00
\$0.00	\$0.00
\$0.00	\$0.00
\$0.00	\$0.00
\$0.00	\$0.00
\$0.00	\$0.00
\$0.00	\$0.00
\$0.00	\$0.00
\$0.00	\$0.00
\$0.00	\$0.00
\$0.00	\$0.00
\$0.00	\$0.00
\$0.00	\$0.00
\$0.00	\$0.00
\$0.00	\$0.00
\$0.00	\$0.00
\$0.00	\$0.00
\$0.00	\$0.00
\$0.00	\$0.00
\$0.00	\$0.00
\$0.00	\$0.00
\$0.00	\$0.00
\$0.00	\$0.00
\$0.00	\$0.00
\$0.00	\$0.00
\$0.00	\$0.00
\$0.00	\$0.00
\$0.00	\$0.00
\$0.00	\$0.00
\$0.00	\$0.00
\$0.00	\$0.00
\$0.00	\$0.00



After Fiscal Action

Change in Paid Meals

13: Total Fiscal Action For

\$0.00

\$0.00

\$0.00

\$0.00

\$0.00

\$0.00

\$0.00

\$0.00

\$0.00

\$0.00

\$0.00

\$0.00

\$0.00

\$0.00

\$0.00

\$0.00

\$0.00

\$0.00

\$0.00

\$0.00

\$0.00

\$0.00

\$0.00

\$0.00

\$0.00

\$0.00

\$0.00

\$0.00

\$0.00

\$0.00

\$0.00

\$0.00

\$0.00

\$0.00

\$0.00

\$0.00

\$0.00


\$0.00

\$0.00

\$0.00

\$0.00

\$0.00




Review Information:

Month Being Reviewed:

Period:


SFA Name:

No.	Name of Site	4: Number of Meals Claimed by SFA at 1 Requiring Recalculation	
		FREE	REDUCED PRICE
<input type="text"/>	<input type="text"/>	<input type="text"/>	<input type="text"/>
<input type="text"/>	<input type="text"/>	<input type="text"/>	<input type="text"/>
<input type="text"/>	<input type="text"/>	<input type="text"/>	<input type="text"/>
<input type="text"/>	<input type="text"/>	<input type="text"/>	<input type="text"/>
<input type="text"/>	<input type="text"/>	<input type="text"/>	<input type="text"/>
<input type="text"/>	<input type="text"/>	<input type="text"/>	<input type="text"/>
<input type="text"/>	<input type="text"/>	<input type="text"/>	<input type="text"/>
<input type="text"/>	<input type="text"/>	<input type="text"/>	<input type="text"/>
<input type="text"/>	<input type="text"/>	<input type="text"/>	<input type="text"/>
<input type="text"/>	<input type="text"/>	<input type="text"/>	<input type="text"/>
<input type="text"/>	<input type="text"/>	<input type="text"/>	<input type="text"/>
<input type="text"/>	<input type="text"/>	<input type="text"/>	<input type="text"/>
<input type="text"/>	<input type="text"/>	<input type="text"/>	<input type="text"/>
<input type="text"/>	<input type="text"/>	<input type="text"/>	<input type="text"/>
<input type="text"/>	<input type="text"/>	<input type="text"/>	<input type="text"/>
<input type="text"/>	<input type="text"/>	<input type="text"/>	<input type="text"/>
<input type="text"/>	<input type="text"/>	<input type="text"/>	<input type="text"/>
<input type="text"/>	<input type="text"/>	<input type="text"/>	<input type="text"/>
<input type="text"/>	<input type="text"/>	<input type="text"/>	<input type="text"/>
<input type="text"/>	<input type="text"/>	<input type="text"/>	<input type="text"/>



17: SFA-wide Reimbursable Meals by Benefit Type Adjusted by Error Rate per Applicati

	TOTAL FREE	TOTAL REDUCED	TOTAL PAID
Section 14 Total	0	0	0
Free to Reduced	0.00	0.00	
Free to Paid	0.00		0.00
Reduced to Paid		0.00	0.00
Reduced to Free	0.00	0.00	
Total Adjusted Meal Count	0.00	0.00	0.00
Rounded Total	0	0	0
Difference	0	0	0





				0
				0
				0
				0
				0
				0
				0
				0
				0
				0
				0
				0
				0
				0
				0
				0
				0
				0
				0
				0
				0
				0
				0
				0
				0
				0
				0
				0
				0
				0
				0
				0
				0
				0
				0
				0
				0
				0
				0
0	0	0	0	0

	0	0	0	
	0	0	0	
	0	0	0	
	0	0	0	
	0	0	0	
	0	0	0	
	0	0	0	
	0	0	0	
	0	0	0	
	0	0	0	
	0	0	0	
	0	0	0	
	0	0	0	
	0	0	0	
	0	0	0	
	0	0	0	
	0	0	0	
	0	0	0	
	0	0	0	
	0	0	0	
	0	0	0	
	0	0	0	
	0	0	0	
	0	0	0	
	0	0	0	
	0	0	0	
	0	0	0	
	0	0	0	
	0	0	0	
	0	0	0	
	0	0	0	
	0	0	0	
	0	0	0	
	0	0	0	
0	0	0	0	


17: SFA-wide Reimbursable Meals by Benefit Type Adjusted by Error Rate per Application

	TOTAL FREE	TOTAL REDUCED	TOTAL PAID
Section 14 Total	0	0	0
Free to Reduced	0.00	0.00	
Free to Paid	0.00		0.00
Reduced to Paid		0.00	0.00
Reduced to Free	0.00	0.00	
Total Adjusted Meal Count	0.00	0.00	0.00
Rounded Total	0	0	0
Difference	0	0	0





Category	18A: Adjustment to Meals per Site by Category			18B: Allowabl
TOTAL	Change in Free Meals	Change in RP Meals	Change in Paid Meals	Free
0	0	0	0	0
	0	0	0	0
	0	0	0	0
	0	0	0	0
	0	0	0	0
0.00	0	0	0	0
0	0	0	0	0
	0	0	0	0
	0	0	0	0
	0	0	0	0
	0	0	0	0
	0	0	0	0
	0	0	0	0
	0	0	0	0
	0	0	0	0
	0	0	0	0
	0	0	0	0
	0	0	0	0
	0	0	0	0
	0	0	0	0
	0	0	0	0
	0	0	0	0



19. Total Fiscal
Action for Site

\$0.00

\$0.00

\$0.00

\$0.00

\$0.00

\$0.00

\$0.00

\$0.00

\$0.00

\$0.00

\$0.00

\$0.00

\$0.00

\$0.00

\$0.00

\$0.00

\$0.00

\$0.00

\$0.00

\$0.00


\$0.00

\$0.00




Review Information:		
Month Being Reviewed:	<input type="text"/>	Period:
SFA Name:	<input type="text"/>	<input type="text"/>

No.	Name of Site	4: Number of Meals Claimed by SFA at 1 Requiring Recalculation	
		FREE	REDUCED PRICE
<input type="text"/>	<input type="text"/>	<input type="text"/>	<input type="text"/>
<input type="text"/>	<input type="text"/>	<input type="text"/>	<input type="text"/>
<input type="text"/>	<input type="text"/>	<input type="text"/>	<input type="text"/>
<input type="text"/>	<input type="text"/>	<input type="text"/>	<input type="text"/>
<input type="text"/>	<input type="text"/>	<input type="text"/>	<input type="text"/>
<input type="text"/>	<input type="text"/>	<input type="text"/>	<input type="text"/>
<input type="text"/>	<input type="text"/>	<input type="text"/>	<input type="text"/>
<input type="text"/>	<input type="text"/>	<input type="text"/>	<input type="text"/>
<input type="text"/>	<input type="text"/>	<input type="text"/>	<input type="text"/>
<input type="text"/>	<input type="text"/>	<input type="text"/>	<input type="text"/>
<input type="text"/>	<input type="text"/>	<input type="text"/>	<input type="text"/>
<input type="text"/>	<input type="text"/>	<input type="text"/>	<input type="text"/>
<input type="text"/>	<input type="text"/>	<input type="text"/>	<input type="text"/>
<input type="text"/>	<input type="text"/>	<input type="text"/>	<input type="text"/>
<input type="text"/>	<input type="text"/>	<input type="text"/>	<input type="text"/>
<input type="text"/>	<input type="text"/>	<input type="text"/>	<input type="text"/>
<input type="text"/>	<input type="text"/>	<input type="text"/>	<input type="text"/>
<input type="text"/>	<input type="text"/>	<input type="text"/>	<input type="text"/>
<input type="text"/>	<input type="text"/>	<input type="text"/>	<input type="text"/>
<input type="text"/>	<input type="text"/>	<input type="text"/>	<input type="text"/>



				0
				0
				0
				0
				0
				0
				0
				0
				0
				0
				0
				0
				0
				0
				0
				0
				0
				0
				0
				0
				0
				0
				0
				0
				0
				0
				0
				0
				0
				0
				0
				0
				0
				0
				0
0	0	0	0	0


	0	0	0	
	0	0	0	
	0	0	0	
	0	0	0	
	0	0	0	
	0	0	0	
	0	0	0	
	0	0	0	
	0	0	0	
	0	0	0	
	0	0	0	
	0	0	0	
	0	0	0	
	0	0	0	
	0	0	0	
	0	0	0	
	0	0	0	
	0	0	0	
	0	0	0	
	0	0	0	
	0	0	0	
	0	0	0	
	0	0	0	
	0	0	0	
	0	0	0	
	0	0	0	
	0	0	0	
	0	0	0	
	0	0	0	
	0	0	0	
	0	0	0	
	0	0	0	
	0	0	0	
	0	0	0	
	0	0	0	
	0	0	0	
	0	0	0	
0	0	0	0	




Benefit Type:	16: Reimbursement Amounts Claimed by SFA:		
PAID	FREE	REDUCED PRICE	PAID
\$0.00	\$0.00	\$0.00	\$0.00
\$0.00	\$0.00	\$0.00	\$0.00
\$0.00	\$0.00	\$0.00	\$0.00
\$0.00	\$0.00	\$0.00	\$0.00
\$0.00	\$0.00	\$0.00	\$0.00
\$0.00	\$0.00	\$0.00	\$0.00
\$0.00	\$0.00	\$0.00	\$0.00
\$0.00	\$0.00	\$0.00	\$0.00
\$0.00	\$0.00	\$0.00	\$0.00
\$0.00	\$0.00	\$0.00	\$0.00
\$0.00	\$0.00	\$0.00	\$0.00
\$0.00	\$0.00	\$0.00	\$0.00
\$0.00	\$0.00	\$0.00	\$0.00
\$0.00	\$0.00	\$0.00	\$0.00
\$0.00	\$0.00	\$0.00	\$0.00
\$0.00	\$0.00	\$0.00	\$0.00
\$0.00	\$0.00	\$0.00	\$0.00
\$0.00	\$0.00	\$0.00	\$0.00


17: SFA-wide Reimbursable Meals by Benefit Type Adjusted by Error Rate per Application C:

	TOTAL FREE	TOTAL REDUCED	TOTAL PAID
Section 14 Total	0	0	0
Free to Reduced	0.00	0.00	
Free to Paid	0.00		0.00
Reduced to Paid		0.00	0.00
Reduced to Free	0.00	0.00	
Total Adjusted Meal Count	0.00	0.00	0.00
Rounded Total	0	0	0
Difference	0	0	0






Benefit Type of Snacks:	19C: Total Snack Adjustment:	20: TOTAL FISCAL AC
PAID	\$0.00	\$0.00
\$0.00	\$0.00	\$0.00
\$0.00	\$0.00	\$0.00
\$0.00	\$0.00	\$0.00
\$0.00	\$0.00	\$0.00
\$0.00	\$0.00	\$0.00
\$0.00	\$0.00	\$0.00
\$0.00	\$0.00	\$0.00
\$0.00	\$0.00	\$0.00
\$0.00	\$0.00	\$0.00
\$0.00	\$0.00	\$0.00
\$0.00	\$0.00	\$0.00
\$0.00	\$0.00	\$0.00
\$0.00	\$0.00	\$0.00
\$0.00	\$0.00	\$0.00
\$0.00	\$0.00	\$0.00
\$0.00	\$0.00	\$0.00
\$0.00	\$0.00	\$0.00
\$0.00	\$0.00	\$0.00
\$0.00	\$0.00	\$0.00
\$0.00	\$0.00	\$0.00
\$0.00	\$0.00	\$0.00



Review Information:

Month Being Reviewed: **Period:**
SFA Name:

No.	Name of Site	4: Number of Meals Claimed by SFA at 1 Requiring Recalculation	
		FREE	REDUCED PRICE
<input type="text"/>	<input type="text"/>	<input type="text"/>	<input type="text"/>
<input type="text"/>	<input type="text"/>	<input type="text"/>	<input type="text"/>
<input type="text"/>	<input type="text"/>	<input type="text"/>	<input type="text"/>
<input type="text"/>	<input type="text"/>	<input type="text"/>	<input type="text"/>
<input type="text"/>	<input type="text"/>	<input type="text"/>	<input type="text"/>
<input type="text"/>	<input type="text"/>	<input type="text"/>	<input type="text"/>
<input type="text"/>	<input type="text"/>	<input type="text"/>	<input type="text"/>
<input type="text"/>	<input type="text"/>	<input type="text"/>	<input type="text"/>
<input type="text"/>	<input type="text"/>	<input type="text"/>	<input type="text"/>
<input type="text"/>	<input type="text"/>	<input type="text"/>	<input type="text"/>
<input type="text"/>	<input type="text"/>	<input type="text"/>	<input type="text"/>
<input type="text"/>	<input type="text"/>	<input type="text"/>	<input type="text"/>
<input type="text"/>	<input type="text"/>	<input type="text"/>	<input type="text"/>
<input type="text"/>	<input type="text"/>	<input type="text"/>	<input type="text"/>
<input type="text"/>	<input type="text"/>	<input type="text"/>	<input type="text"/>
<input type="text"/>	<input type="text"/>	<input type="text"/>	<input type="text"/>
<input type="text"/>	<input type="text"/>	<input type="text"/>	<input type="text"/>
<input type="text"/>	<input type="text"/>	<input type="text"/>	<input type="text"/>
<input type="text"/>	<input type="text"/>	<input type="text"/>	<input type="text"/>
<input type="text"/>	<input type="text"/>	<input type="text"/>	<input type="text"/>
<input type="text"/>	<input type="text"/>	<input type="text"/>	<input type="text"/>





				0
				0
				0
				0
				0
				0
				0
				0
				0
				0
				0
				0
				0
				0
				0
				0
				0
				0
				0
				0
				0
				0
				0
				0
				0
				0
				0
				0
				0
				0
0	0	0	0	0

	0	0	0	
	0	0	0	
	0	0	0	
	0	0	0	
	0	0	0	
	0	0	0	
	0	0	0	
	0	0	0	
	0	0	0	
	0	0	0	
	0	0	0	
	0	0	0	
	0	0	0	
	0	0	0	
	0	0	0	
	0	0	0	
	0	0	0	
	0	0	0	
	0	0	0	
	0	0	0	
	0	0	0	
	0	0	0	
	0	0	0	
	0	0	0	
	0	0	0	
	0	0	0	
	0	0	0	
	0	0	0	
	0	0	0	
	0	0	0	
	0	0	0	
	0	0	0	
	0	0	0	
	0	0	0	
	0	0	0	
	0	0	0	
0	0	0	0	

17: SFA-wide Reimbursable Meals by Benefit Type Adjusted by Error Rate per Application C

	TOTAL FREE	TOTAL REDUCED	TOTAL PAID
Section 14 Total	0	0	0
Free to Reduced	0.00	0.00	
Free to Paid	0.00		0.00
Reduced to Paid		0.00	0.00
Reduced to Free	0.00	0.00	
Total Adjusted Meal Count	0.00	0.00	0.00
Rounded Total	0	0	0
Difference	0	0	0





Category	18A: Adjustment to Meals per Site by Category			18B: Allowance
TOTAL	Change in Free Meals	Change in RP Meals	Change in Paid Meals	Free
0	0	0	0	0
	0	0	0	0
	0	0	0	0
	0	0	0	0
0.00	0	0	0	0
0	0	0	0	0
	0	0	0	0
	0	0	0	0
	0	0	0	0
	0	0	0	0
	0	0	0	0
	0	0	0	0
	0	0	0	0
	0	0	0	0
	0	0	0	0
	0	0	0	0
	0	0	0	0
	0	0	0	0
	0	0	0	0
	0	0	0	0

	0			
	0			
	0			
	0			
	0			
	0			
	0			
	0			
	0			
	0			
	0			
	0			
	0			
	0			
	0			
	0			
	0			
	0			
	0			
	0			
	0			
	0			
0##		0##	0##	##

0	0	0		
0	0	0		
0	0	0		
0	0	0		
0	0	0		
0	0	0		
0	0	0		
0	0	0		
0	0	0		
0	0	0		
0	0	0		
0	0	0		
0	0	0		
0	0	0		
0	0	0		
0	0	0		
0	0	0		
0	0	0		
0	0	0		
0	0	0		
0	0	0		
0	0	0		
0	0	0		
0	0	0		
0	0	0		


0#	0#	0##	#	#
----	----	-----	---	---

	\$0.00	\$0.00	\$0.00	\$0.00
	\$0.00	\$0.00	\$0.00	\$0.00
	\$0.00	\$0.00	\$0.00	\$0.00
	\$0.00	\$0.00	\$0.00	\$0.00
	\$0.00	\$0.00	\$0.00	\$0.00
	\$0.00	\$0.00	\$0.00	\$0.00
	\$0.00	\$0.00	\$0.00	\$0.00
	\$0.00	\$0.00	\$0.00	\$0.00
	\$0.00	\$0.00	\$0.00	\$0.00
	\$0.00	\$0.00	\$0.00	\$0.00
	\$0.00	\$0.00	\$0.00	\$0.00
	\$0.00	\$0.00	\$0.00	\$0.00
	\$0.00	\$0.00	\$0.00	\$0.00
	\$0.00	\$0.00	\$0.00	\$0.00
	\$0.00	\$0.00	\$0.00	\$0.00
	\$0.00	\$0.00	\$0.00	\$0.00
	\$0.00	\$0.00	\$0.00	\$0.00
	\$0.00	\$0.00	\$0.00	\$0.00
	\$0.00	\$0.00	\$0.00	\$0.00
###	\$0.00#	\$0.00#	\$0.00##	\$0.00#

0

	0			
	0			
	0			
	0			
	0			
	0			
	0			
	0			
	0			
	0			
	0			
	0			
	0			
	0			
	0			
	0			
	0			
	0			
	0			
	0			
	0			
	0			
	0			
	0			
0##		0##		0##

		0		0.999430930
		0		0.999430930
		0		0.999430930
		0		0.999430930
		0		0.999430930
		0		0.999430930
		0		0.999430930
		0		0.999430930
		0		0.999430930
		0		0.999430930
		0		0.999430930
		0		0.999430930
		0		0.999430930
		0		0.999430930
		0		0.999430930
		0		0.999430930
		0		0.999430930
		0		0.999430930
		0		0.999430930
		0		0.999430930
		0		0.999430930
		0		0.999430930
		0		0.999430930
		0		0.999430930
		0		0.999430930
		0		0.999430930
		0		0.999430930
		0		0.999430930
		0		0.999430930
		0		0.999430930
		0		0.999430930
0#	0###	0###	###	###



is used ensure 1.6 multiplier is field blank

11B: SA Claiming Percentages: NOTE: If CEP is used ensure 1.6 multiplier is accounted for and leave % Reduced Price field blank

12: Maximum


% Paid

% Free

% Reduced Price


% Paid

Free



Benefit Type:	14: Reimbursement Amounts Claimed by SFA:			15: Maximum All
Paid	Free	Reduced price	Paid	Free
\$0.00	\$0.00	\$0.00	\$0.00	\$0.00
\$0.00	\$0.00	\$0.00	\$0.00	\$0.00
\$0.00	\$0.00	\$0.00	\$0.00	\$0.00
	\$0.00	\$0.00	\$0.00	\$0.00
	\$0.00	\$0.00	\$0.00	\$0.00
	\$0.00	\$0.00	\$0.00	\$0.00
	\$0.00	\$0.00	\$0.00	\$0.00
	\$0.00	\$0.00	\$0.00	\$0.00
	\$0.00	\$0.00	\$0.00	\$0.00
	\$0.00	\$0.00	\$0.00	\$0.00
	\$0.00	\$0.00	\$0.00	\$0.00
	\$0.00	\$0.00	\$0.00	\$0.00
	\$0.00	\$0.00	\$0.00	\$0.00
	\$0.00	\$0.00	\$0.00	\$0.00
	\$0.00	\$0.00	\$0.00	\$0.00
	\$0.00	\$0.00	\$0.00	\$0.00
	\$0.00	\$0.00	\$0.00	\$0.00
	\$0.00	\$0.00	\$0.00	\$0.00
	\$0.00	\$0.00	\$0.00	\$0.00
	\$0.00	\$0.00	\$0.00	\$0.00
	\$0.00	\$0.00	\$0.00	\$0.00

	0			
	0			
	0			
	0			
	0			
	0			
	0			
	0			
	0			
	0			
	0			
	0			
	0			
	0			
	0			
	0			
	0			
	0			
	0			
	0			
	0			
	0			
	0			
	0			
	0			
	0			
	0			
	0			
	0			
	0			
	0			
	0			
0		0##	0	



owable Reimbursement Based on SA Assessment:

16: TOTAL FISCAL AC

Reduced Price	Paid
---------------	------

\$0.00

\$0.00	\$0.00
--------	--------

\$0.00

\$0.00	\$0.00
--------	--------

\$0.00

\$0.00	\$0.00
--------	--------

\$0.00

\$0.00	\$0.00
--------	--------

\$0.00

\$0.00	\$0.00
--------	--------

\$0.00

\$0.00	\$0.00
--------	--------

\$0.00

\$0.00	\$0.00
--------	--------

\$0.00

\$0.00	\$0.00
--------	--------

\$0.00

\$0.00	\$0.00
--------	--------

\$0.00

\$0.00	\$0.00
--------	--------

\$0.00

\$0.00	\$0.00
--------	--------

\$0.00

\$0.00	\$0.00
--------	--------

\$0.00

\$0.00	\$0.00
--------	--------

\$0.00

\$0.00	\$0.00
--------	--------

\$0.00

\$0.00	\$0.00
--------	--------

\$0.00

\$0.00	\$0.00
--------	--------

\$0.00

\$0.00	\$0.00
--------	--------

\$0.00

\$0.00	\$0.00
--------	--------

\$0.00

\$0.00	\$0.00
--------	--------

\$0.00

\$0.00	\$0.00
--------	--------

\$0.00

\$0.00	\$0.00
--------	--------

\$0.00

\$0.00	\$0.00
--------	--------

\$0.00


\$0.00	\$0.00
--------	--------

\$0.00

\$0.00	\$0.00
--------	--------

\$0.00

Benefit Type:	8: Reimbursement Claimed by Site:	9: Maximum Allowable Reimbursement	10: Amount of NSLP Fiscal Action:	11: Total FFVP Reclaim (use negative number):
PAID	\$0.00	\$0.00	\$0.00	
	\$0.00	\$0.00	\$0.00	
	\$0.00	\$0.00	\$0.00	
	\$0.00	\$0.00	\$0.00	
	\$0.00	\$0.00	\$0.00	
	\$0.00	\$0.00	\$0.00	
	\$0.00	\$0.00	\$0.00	
	\$0.00	\$0.00	\$0.00	
	\$0.00	\$0.00	\$0.00	
	\$0.00	\$0.00	\$0.00	
	\$0.00	\$0.00	\$0.00	
	\$0.00	\$0.00	\$0.00	
	\$0.00	\$0.00	\$0.00	
	\$0.00	\$0.00	\$0.00	
	\$0.00	\$0.00	\$0.00	
	\$0.00	\$0.00	\$0.00	
	\$0.00	\$0.00	\$0.00	
	\$0.00	\$0.00	\$0.00	
	\$0.00	\$0.00	\$0.00	
	\$0.00	\$0.00	\$0.00	



Benefit Type of After	12C: Total After School Snack Adjustment:	13: TOTAL FISCAL AC
PAID		
	\$0.00	\$0.00
	\$0.00	\$0.00
	\$0.00	\$0.00
	\$0.00	\$0.00
	\$0.00	\$0.00
	\$0.00	\$0.00
	\$0.00	\$0.00
	\$0.00	\$0.00
	\$0.00	\$0.00
	\$0.00	\$0.00
	\$0.00	\$0.00
	\$0.00	\$0.00
	\$0.00	\$0.00
	\$0.00	\$0.00
	\$0.00	\$0.00
	\$0.00	\$0.00
	\$0.00	\$0.00
	\$0.00	\$0.00
	\$0.00	\$0.00
	\$0.00	\$0.00

on 3

1: TOTAL FISCAL ACTION FOR NSLP
Provision 3:

\$0.00

Direct Payment if
Necessary:

4: Number of Meals Claimed by the Site:

5: Total Non-
Reimbursable
Meals:

Additions

FREE

REDUCED PRICE

PAID

\$0.00

\$0.00

\$0.00

\$0.00

\$0.00

\$0.00

\$0.00

\$0.00

\$0.00

\$0.00

\$0.00

\$0.00

\$0.00

\$0.00

\$0.00

\$0.00

\$0.00

\$0.00

\$0.00

\$0.00

\$0.00

\$0.00

\$0.00

\$0.00

0

0

0

0

0

0

0

0

0

0

0

0

0

0

0

0

0

0

0

0

0

0

0

0

MP)

1: TOTAL FISCAL ACTION FOR SMP:

0.00

1: TOTAL FISCAL ACT

\$0.00

\$0.00

\$0.00

\$0.00

\$0.00

\$0.00

\$0.00

\$0.00

\$0.00

\$0.00

\$0.00

\$0.00

\$0.00

\$0.00

\$0.00

\$0.00

\$0.00

\$0.00

\$0.00

\$0.00

\$0.00

\$0.00

\$0.00

\$0.00

\$0.00
\$0.00
\$0.00
\$0.00
\$0.00
\$0.00
\$0.00
\$0.00
\$0.00
\$0.00
\$0.00
\$0.00
\$0.00
\$0.00
\$0.00
\$0.00
\$0.00
\$0.00
\$0.00
\$0.00
\$0.00
\$0.00
\$0.00
\$0.00
\$0.00
\$0.00
\$0.00
\$0.00
\$0.00
\$0.00
\$0.00
\$0.00
\$0.00
\$0.00
\$0.00
\$0.00
\$0.00
\$0.00



Fiscal Action Formula - Summary

For Non-Provision Schools, Base Year Provision 2 & 3 Schools, and Non-Base

Review Information:

Month Being Reviewed:

SFA Name:

Establish Total Fiscal Action:

	TOTAL		
Total NSLP - Standard:		\$0.00	

	TOTAL		
Total NSLP - SSO:		\$0.00	

	TOTAL		
Total NSLP - Provision 2 & CEP:		\$0.00	

	TOTAL		
Total NSLP - Provision 3:		\$0.00	

	TOTAL		
Total Fresh Fruit & Vegetable Program:		\$0.00	

	TOTAL		
Total Afterschool Snack Program:		\$0.00	

	TOTAL		
Total NSLP Fiscal Action:		\$0.00	

	TOTAL		
Total SBP - Standard:		\$0.00	

	TOTAL		
Total SBP - Standard SSO:		\$0.00	

	TOTAL		
Total SBP - Provision 2 & CEP:		\$0.00	

	TOTAL		
Total SBP - Provision 3:		\$0.00	

Total SBP Fiscal Action:

TOTAL
\$0.00

Total SMP Errors:

TOTAL
\$0.00

Year Provision Schools

Period:
All



--



