

Step 1 - Report





1. Update our record of your company's locations by adding locations as needed using the Add Location button at the bottom of the screen.
(Note: To see the list of locations of a consolidated report, click "(View Location List)" under the "Number of Establishments in Survey" column.)
2. Begin reporting using one of the following options:

Option 1: Start the survey for each location listed in the table below OR

Option 2: Download, and then Upload a completed spreadsheet template to complete the survey for many locations at once

 Download Spreadsheet Template  Upload Completed Template


Clear All Filters

Status	Print / Preview Survey Questions	Errors / Warnings	Number of Establishments in Survey	Survey	Title	CFN	Store / Plant
Start	 Preview Survey	0/0		NC-09001(S)	Report of Organization	5000005299	
Resume	 Preview Survey	0/0		MA-10000	Annual Survey of Manu...	5000005300	MD15
Start	 Preview Survey	0/0		MA-10000	Annual Survey of Manu...	5000005301	MD15
Start	 Preview Survey	0/0		MA-10000	Annual Survey of Manu...	5000005302	MD15

Total Items: 4

 Add Location  Delete Locations You've Added

 Print Surveys to PDF

The  icon indicates a document is in the [Portable Document Format \(PDF\)](#). To view the file, you will need the [Adobe® Reader®](#), which is available for free from the [Adobe®](#) web site.

Overview

Step 2 - View Errors/Warnings

2019 Report of Organization (Rpt. of Org.) and Annual Survey of Manufactures (ASM)

OMB No. 0607-0444, Approval Expires: 1/31/2021 | OMB No. 0607-0449, Approval Expires: 4/30/2021

[Go to Overview](#)

[Go to Step 1 - Report](#)

[Go to Step 2 - View Errors/Warnings](#)

[Go to Step 3 - Review Surveys and Submit](#)

Step 3 - Review Surveys and Submit

A. Review Surveys

- Review reported data on your surveys, prior to submission, by clicking "Print Responses" in the "Print / Review Survey Responses" column or the "Print Responses to PDF" button.
- Review your reported employment, payroll, and sales data totaled by Employer Identification Number (EIN). [Totals by EIN](#)



B. Submit Surveys

"Can Submit" equals "Yes":

- Survey(s) are already selected for submission.
- You can deselect/select a survey by clicking on the checkbox for that row.
- To fix "Errors/Warnings" noted, click the "Return to Step 2" button for a survey to resolve the issues on the "Step 2 - View Errors/Warnings" screen.
- After you determine the survey(s) to submit, click the "Submit" button in the lower right to continue to the Submission Certification.

"Can Submit" equals "No":

- Surveys previously submitted will remain "No" unless the data changes after the last submission.
- For other surveys with "No," click the "Return to Step 2" button for a survey to resolve the issues on the "Step 2 - View Errors/Warnings" screen.



Clear All Filters

<input type="checkbox"/>	Can Submit <input type="checkbox"/>	Print / Review Survey Responses	Errors / Warnings	View Errors / Warnings	Last Submission	Data Changed Since Last Submission <input type="checkbox"/>	Survey	CFN <input type="checkbox"/>
					<input type="text" value="Filter"/>	<input type="text" value="Filter"/>	<input type="text" value="Filter"/>	<input type="text" value="Filter"/>
<input checked="" type="checkbox"/>	Yes	Print Responses	0/0	Return to Step 2			MA-10000	5000000730
<input type="checkbox"/>	No	Print Responses	2/6	Return to Step 2			NC-99001(L)	5000000726
<input type="checkbox"/>	No	Print Responses	1/2	Return to Step 2			MA-10000	5000000731
<input type="checkbox"/>	No	Print Responses	1/0	Return to Step 2			MA-10000	5000000732

Total Items: 4 (Selected Items: 1 of 4)

[Print Responses to PDF](#)

The icon indicates a document is in the Portable Document Format (PDF). To view the file, you will need the Adobe® Reader®, which is available for free from the Adobe® web site.

[Step 2 - View Errors/Warnings](#)

[Submit](#)

Due Date: July 10, 2019

Step 1 - Report

- Update our record of your company's locations by adding locations as needed using the Add Location button at the bottom of the screen.
(Note: To see the list of locations of a consolidated report, click "(View Location List)" under the "Number of Establishments in Survey" column.)
- Begin reporting using one of the following options:

Option 1: Start the survey for each location listed in the table below OR

Option 2: Download, and then Upload a completed spreadsheet template to complete the survey for many locations at once

Download Spreadsheet Template

Upload Completed Template

Clear All Filters



Delete Location	Status	Print / Preview Survey Questions	Errors / Warnings	Number of Establishments in Survey	Survey	Title	CFN	Store / Pla
	Resume	Preview Survey	2/7		MA-10000	Annual Survey of Ma...	ADD_500001	
	Start	Preview Survey	0/0		MA-10000	Annual Survey of M...	ADD_500002	
	Start	Preview Survey	0/0		MA-10000	Annual Survey of M...	ADD_500003	
	Resume	Preview Survey	0/17	6 (View Location List)	NC-99001(L)	Report of Organization	5000005208	
	Resume	Preview Survey	1/16		MA-10000	Annual Survey of Ma...	5000005211	MD151
	Resume	Preview Survey	2/21		MA-10000	Annual Survey of Ma...	5000005212	MD15
	Resume	Preview Survey	2/21		MA-10000	Annual Survey of Ma...	5000005213	MD15

Total Items: 7

Print Surveys to PDF

Add Location

Delete Locations You've Added

The icon indicates a document is in the Portable Document Format (PDF). To view the file, you will need the Adobe® Reader®, which is available for free from the Adobe® web site.

Overview

Step 2 - View Errors/Warnings

Due Date: July 10, 2019

Step 1 - Report

- Update our record of your company's locations by adding locations as needed using the Add Location button at the bottom of the screen.
(Note: To see the list of locations of a consolidated report, click "(View Location List)" under the "Number of Establishments in Survey" column.)
- Begin reporting using one of the following options:

Option 1: Start the survey for each location listed in the table below OR
Option 2: Download, and then Upload a completed spreadsheet template to complete the survey for many locations at once



[Download Spreadsheet Template](#) [Upload Completed Template](#)

[Clear All Filters](#)


Delete Location	Status	Print / Preview Survey Questions	Errors / Warnings	Number of Establishments in Survey	Survey	Title	CFN	Store / Pla
					Filter	Filter	Filter	Filter
	Resume	Preview Survey	2/7		MA-10000	Annual Survey of Ma...	ADD_500001	
	Start	Preview Survey	0/0		MA-10000	Annual Survey of M...	ADD_500002	
	Start	Preview Survey	0/0		MA-10000	Annual Survey of M...	ADD_500003	
N/A	Resume	Preview Survey	0/17	6 (View Location List)	NC-89001(L)	Report of Organization	5000005208	
N/A	Resume	Preview Survey	1/16		MA-10000	Annual Survey of Ma...	5000005211	MD151
N/A	Resume	Preview Survey	2/21		MA-10000	Annual Survey of Ma...	5000005212	MD15
N/A	Resume	Preview Survey	2/21		MA-10000	Annual Survey of Ma...	5000005213	MD15

Total Items: 7

[Print Surveys to PDF](#)

[+ Add Location](#)

[Delete Locations You've Added](#)

The  icon indicates a document is in the Portable Document Format (PDF). To view the file, you will need the Adobe® Reader®, which is available for free from the Adobe® web site.

[Overview](#)

[Step 2 - View Errors/Warnings](#)

Due Date: July 10, 2019

Step 1 - Report

- Update our record of your company's locations by adding locations as needed using the Add Location button at the bottom of the screen.
(Note: To see the list of locations of a consolidated report, click "(View Location List)" under the "Number of Establishments in Survey" column.)
- Begin reporting using one of the following options:

Option 1: Start the survey for each location listed in the table below OR

Option 2: Download, and then Upload a completed spreadsheet template to complete the survey for many locations at once

Download Spreadsheet Template Upload Completed Template



Clear All Filters

Delete Location	Status	Print / Preview Survey Questions	Errors / Warnings	Number of Establishments in Survey	Survey	Title	CFN	Store / Pla
					Filter	Filter	Filter	Filter
	Resume	Preview Survey	2/7		MA-10000	Annual Survey of Ma...	ADD_500001	
	Start	Preview Survey	0/0		MA-10000	Annual Survey of M...	ADD_500002	
	Start	Preview Survey	0/0		MA-10000	Annual Survey of M...	ADD_500003	
	Resume	Preview Survey	0/17	6 (View Location List)	NC-99001(L)	Report of Organization	5000005208	
	Resume	Preview Survey	1/16		MA-10000	Annual Survey of Ma...	5000005211	MD151
	Resume	Preview Survey	2/21		MA-10000	Annual Survey of Ma...	5000005212	MD15
	Resume	Preview Survey	2/21		MA-10000	Annual Survey of Ma...	5000005213	MD15

Total Items: 7

Print Surveys to PDF

Add Location

Delete Locations You've Added

The icon indicates a document is in the Portable Document Format (PDF). To view the file, you will need the Adobe® Reader®, which is available for free from the Adobe® web site.

Overview

Step 2 - View Errors/Warnings

Step 3 - Review Surveys and Submit

You can review your responses for a survey prior to submission by clicking "View Responses" in the "Review Surveys" column.

Download Summary by EIN

To download a report that contains the data you have reported totaled by Employer Identification Number (EIN), click the "Download Summary by EIN" button. You can compare these totals to your records to ensure the data you have reported are correct.

"Can Submit" equals "Yes":

- Survey(s) are already selected for submission.
- You can deselect/select a survey by clicking on the checkbox for that row.
- To fix "Errors/Warnings" noted, click the "Return to Step 2" button for a survey to resolve the issues on the "Step 2 - View Errors/Warnings" screen.
- After you determine the survey(s) to submit, click the "Submit" button in the lower right to continue to the Submission Certification.

"Can Submit" equals "No":

- Surveys previously submitted will remain "No" unless the data changes after the last submission.
- For other surveys with "No," click the "Return to Step 2" button for a survey to resolve the issues on the "Step 2 - View Errors/Warnings" screen.

Clear All Filters

<input checked="" type="checkbox"/>	Can Submit ¹	Review Surveys	Errors / Warnings	View Errors / Warnings ²	Last Submission	Data Changed Since Last Submission ²	Survey	CFN ³
					<input type="text"/>	<input type="text"/>	<input type="text" value="Filter"/>	<input type="text" value="Filter"/>
<input checked="" type="checkbox"/>	Yes	View Responses	0/19	Return to Step 2	6/5/19 5:22 PM	Yes	NC-9900 1(S)	5000005311
<input checked="" type="checkbox"/>	Yes	View Responses	0/1	Return to Step 2	6/5/19 5:22 PM	Yes	MA-10000	5000005312
<input checked="" type="checkbox"/>	Yes	View Responses	0/1	Return to Step 2	6/5/19 5:22 PM	Yes	MA-10000	5000005313
<input checked="" type="checkbox"/>	Yes	View Responses	0/1	Return to Step 2	6/5/19 5:22 PM	Yes	MA-10000	5000005314
<input checked="" type="checkbox"/>	Yes	View Responses	0/1	Return to Step 2	6/5/19 5:22 PM	Yes	MA-10000	ADD_000002
<input checked="" type="checkbox"/>	Yes	View Responses	0/1	Return to Step 2	6/5/19 5:22 PM	Yes	MA-10000	ADD_500004

Total Items: 6 (Selected Items: 6 of 6)

[Go to Overview](#)

[Go to Step 1 - Report](#)

[Go to Step 2 - Review](#)

[Go to Step 3 - Submit](#)

Due Date: June 12, 2018

Step 1 - Report

- Update our record of your company's locations by adding locations as needed using the Add Location button at the bottom of the screen.
(Note: To see the list of locations of a consolidated report, click "(View All)" under the "Number of Establishments in Survey" column.)
- Begin reporting using one of the following options:

Option 1: Start the survey for each location listed in the table below OR

Option 2: Download, and then Upload a completed spreadsheet template to complete the survey for many locations at once

[Download Spreadsheet Template](#)

[Upload Completed Template](#)

Status	Print / Preview Survey Questions	Errors / Warnings	Number of Establishments in Survey	Submission Status	Survey	Title	CFN
Start	Preview Survey	0/0		Not Submitted	MC-32222	Other Paperboard Co...	5000011312
Resume	Preview Survey	2/10		Not Submitted	MC-32222	Other Paperboard Co...	5000011311
Resume	Preview Survey	0/21	4 (View All)	Submitted	NC-99001(L)	Report of Organization	5000011308

Total Items: 3

[Print Surveys to PDF](#)

[+ Add Location](#)

[x Delete Added Location](#)

[Overview](#)

[Step 2 - Review](#)

Go to Overview

Go to Step 1 - Report

Go to Step 2 - Review

Go to Step 3 - Submit

Due Date: June 12, 2018

Step 1 - Report

- Update our record of your company's locations by adding locations as needed using the Add Location button at the bottom of the screen.
(Note: To see the list of locations of a consolidated report, click "(View All)" under the "Number of Establishments in Survey" column.)
- Begin reporting using one of the following options:

Option 1: Start the survey for each location listed in the table below OR

Option 2: Download, and then Upload a completed spreadsheet template to complete the survey for many locations at once

Download Spreadsheet Template Upload Completed Template

Status	Print / Preview Survey Questions	Print Responses	Errors / Warnings	Number of Establishments in Survey	Survey	Title	CFR
Start	Preview Survey	View Responses	0/0		MC-32222	Other Paperboard Co...	5000011312
Submitted & Resumed	Preview Survey	View Responses	2/10		MC-32222	Other Paperboard Co...	5000011311
Submitted	Preview Survey	Use Download Spreadsheet (too many locations to display)	0/21	51 (View All)	NC-99001(L)	Report of Organization	5000011308

Total Items: 3

Print Surveys to PDF

+ Add Location

x Delete Added Location

Overview

Step 2 - Review

Go to Overview

Go to Step 1 - Report

Go to Step 2 - Review

Go to Step 3 - Submit

Due Date: June 12, 2018

Step 1 - Report

- Update our record of your company's locations by adding locations as needed using the Add Location button at the bottom of the screen.
(Note: To see the list of locations of a consolidated report, click "(View All)" under the "Number of Establishments in Survey" column.)
- Begin reporting using one of the following options:

Option 1: Start the survey for each location listed in the table below OR

Option 2: Download, and then Upload a completed spreadsheet template to complete the survey for many locations at once

Download Spreadsheet Template

Upload Completed Template

Status	Print / Preview Survey Questions	Print Responses	Last Submission & has Data Changed Since Last Submission	Errors / Warnings	Number of Establishments in Survey	Survey	Title
Not Started	Preview Survey	View Responses		0/0		MC-32222	Other Paper C
Submitted, In Progress	Preview Survey	View Responses	9/7/18 6:43 AM Yes	2/10		MC-32222	Other Paper C
Submitted	Preview Survey	Use Download Spreadsheet (too many locations to displ	10/4/18 11:30 AM No	0/21	51 (View All)	NC-99001(L)	Report of Cati

There would be another button for In Progress as well:

In Progress

Total Items: 3

Print Surveys to PDF

+ Add Location

✕ Delete Added Location

Overview

Step 2 - Review

[Go to Overview](#)

[Go to Step 1 - Report](#)

[Go to Step 2 - Review](#)

[Go to Step 3 - Submit](#)

Due Date: June 12, 2018

Step 1 - Report

1. Update our record of your company's locations by adding locations as needed using the Add Location button at the bottom of the screen.
(Note: To see the list of locations of a consolidated report, click "(View All)" under the "Number of Establishments in Survey" column.)

2. Begin reporting using one of the following options:

Option 1: Start the survey for each location listed in the table below OR

Option 2: Download, and then Upload a completed spreadsheet template to complete the survey for many locations at once

[Download Spreadsheet Template](#) [Upload Completed Template](#)

Status	Print / Preview Survey Questions	Print Responses	Last Submission & has Data Changed Since Last Submission	Errors / Warnings	Number of Establishments in Survey	Survey	Title
Start	Preview Survey	View Responses		0/0		MC-32222	Other Paperboard C
Resume	Preview Survey	View Responses	9/7/18 6:43 AM Yes	2/10		MC-32222	Other Paperboard C
Submitted	Preview Survey	Use 'Download Spreadsheet (too many locations to displ	10/4/18 11:30 AM No	0/21	51 (View All)	NC-89001(L)	Report of Organizati

Total Items: 3

[Print Surveys to PDF](#)

[+ Add Location](#)

[x Delete Added Location](#)

[Overview](#)

[Step 2 - Review](#)

Principal Business or Activity

ABC COMPANY 15129208
ELECTRONIC COMPANY 15129208
15129208 BRANCH ROAD
SUITLAND, MD 20233

EIN:
Store / Plant: MD15
CFN: 400002022

PRINCIPAL BUSINESS OR ACTIVITY

Which ONE of the following best describes this establishment's principal kind of business or activity in 2022?
If none of the provided selections seem appropriate or selection options are not provided, please click the "Search" button.
Select only ONE.

331511 001 Iron Foundries

331512 001 Steel Investment Foundries

331513 001 Steel Foundries (except Investment)

331523 001 Nonferrous Metal Die-Casting Foundries

331524 001 Aluminum Foundries (except Die-Casting)

331529 001 Other Nonferrous Metal Foundries (except Die-Casting)

332710 001 Machine Shops

Principal Business or Activity

ABC COMPANY 15129208
ELECTRONIC COMPANY 15129208
15129208 BRANCH ROAD
SUITLAND, MD 20233

EIN:
Store / Plant: MD15
CFN: 4000002022

PRINCIPAL BUSINESS OR ACTIVITY

Which ONE of the following best describes this establishment's principal kind of business or activity in 2022 ?
If none of the provided selections seem appropriate or selection options are not provided, please click the "Search" button.
Select only ONE.

- 331511 001 Iron Foundries
- 331512 001 Steel Investment Foundries
- 331513 001 Steel Foundries (except Investment)
- 331523 001 Nonferrous Metal Die-Casting Foundries
- 331524 001 Aluminum Foundries (except Die-Casting)
- 331529 001 Other Nonferrous Metal Foundries (except Die-Casting)
- 332710 001 Machine Shops
- 990000 001 Other principal business or activity**

Search

Back

Save and Continue

Principal Business or Activity: Description

ABC COMPANY 15129208
ELECTRONIC COMPANY 15129208
15129208 BRANCH ROAD
SUITLAND, MD 20233

EIN:
Store / Plant: MD15
CFN: 4000002022

PRINCIPAL BUSINESS OR ACTIVITY: Description

Please describe "Other principal business or activity" you selected on the previous screen:

Please Describe

Back

Save and Continue

Principal Business or Activity: Search and Select

ABC COMPANY 15129208
ELECTRONIC COMPANY 15129208
15129208 BRANCH ROAD
SUITLAND, MD 20233

EIN:
Store / Plant: MD15
CFN: 4000002022

PRINCIPAL BUSINESS OR ACTIVITY: SEARCH AND SELECT

Q veneer

<input type="radio"/>	321211001 - Hardwood Veneer and Plywood Manufacturing
<input type="radio"/>	321212001 - Softwood Veneer and Plywood Manufacturing
<input checked="" type="radio"/>	990000001 - Other principal business or activity

Back

Save and Continue

Principal Business or Activity: Search and Select

ABC COMPANY 15129208
ELECTRONIC COMPANY 15129208
15129208 BRANCH ROAD
SUITLAND, MD 20233

EIN:
Store / Plant: MD15
CFN: 4000002022

PRINCIPAL BUSINESS OR ACTIVITY: SEARCH AND SELECT

Search for this establishment's Principal Business or Activity
Select only ONE
Click the Save and Continue button to confirm selection

Search:

	PBA Code	PBA Description
	<input type="text" value="Type Code"/>	<input type="text" value="Type description to search for a Principal Business or Activity"/>
<input type="radio"/>	331511 001	Iron Foundries
<input type="radio"/>	331512 001	Steel Investment Foundries
<input type="radio"/>	331513 001	Steel Foundries (except Investment)
<input type="radio"/>	331523 001	Nonferrous Metal Die-Casting Foundries
<input type="radio"/>	331524 001	Aluminum Foundries (except Die-Casting)
<input type="radio"/>	331529 001	Other Nonferrous Metal Foundries (except Die-Casting)
<input checked="" type="radio"/>	990000 001	Other principal business or activity

Back

Save and Continue

Principal Business or Activity: Principal Sector

ABC COMPANY 15129208
ELECTRONIC COMPANY 15129208
15129208 BRANCH ROAD
SUITLAND, MD 20233

EIN:
Store / Plant: MD15
CFN: 4000002022

PRINCIPAL BUSINESS OR ACTIVITY: PRINCIPAL SECTOR

Which of the following best describes this establishment's primary business?
Select only ONE

- 620000 001 Health Care Services (Including Social Assistance Services)
- 722000 001 Food Services (Eating and Drinking Places)
- 440000 001 Retail Trade
- 420000 001 Wholesale Trade
- 520000 001 Finance and Insurance
- 531000 001 Real Estate
- 230000 001 Construction
- 811000 001 Repair and Maintenance
- 480000 001 Transportation and Warehousing Services
- 310000 001 Manufacturing
- 812000 001 Personal Care, Laundry, Funeral and Pet Care Services
- 562000 001 Building, Landscaping, Physical Security, and Waste Management Services
- 561000 001 Administrative, Travel Arrangement, and Other Business Support Services
- 510000 001 Publishing Software, Web Hosting, Data Storage and Telecommunications and Insurance
- 541100 001 Legal, Accounting, Advertising & Computer (IT) Design and Management Services
- 541300 001 Engineering Design, Consulting, R&D, and Other Technical Services
- 721000 001 Accomodations (Temporary Lodging)
- 610000 001 Educational Services
- 710000 001 Arts, Entertainment, and Recreation
- 813000 001 Civic, Professional, Grantmaking, Religious and Similar Organizations
- 532000 001 Rental and Leasing (Excluding Real Estate)
- 210000 001 Mining, Quarrying, and Oil and Gas Extraction
- 220000 001 Utilities
- 550000 001 Holding Companies
- 990000 001 Other Principal Business or Activity

Back

Save and Continue

Overview

Reporting Steps

Organization and Classification Questions

You will be asked organization and classification questions so that we can provide you the correct survey.

Step 1 - Report

You will be asked to report various types of information for your location.

Step 2 - View Errors/Warnings

Review your responses and make any necessary corrections.

Step 3 - Review Surveys and Submit

Once errors and warnings are resolved, submit your data to the Census Bureau.

[Back](#)

[Continue](#)

[Burden Statement](#) | [Accessibility](#) | [Privacy](#) | [Security](#)



[Help Site](#) | [How-To Videos](#) | [About](#) | [Contact](#)

 Messages **0**

[Logout](#)

2022 Economic Census

OMB No.: 0607-0998, Approval Expires: 05/31/2025 | OMB No.: 0607-0937, Approval Expires: 05/31/2026 | OMB No.: 0607-0444, Approval Expires: 01/31/2026

Welcome to the 2022 Economic Census

Due Date: **March 16, 2023**

YOUR RESPONSE IS REQUIRED BY LAW. Title 13 United States Code (U.S.C.), Sections 131, 182, and 191 authorizes this collection. Sections 224 and 225 require your response. The U.S. Census Bureau is required by Section 9 of the same law to keep your information **CONFIDENTIAL** and can use your responses only to produce statistics. The Census Bureau is not permitted to publicly release your responses in a way that could identify your business, organization, or institution. Per the Federal Cybersecurity Enhancement Act of 2015, your data are protected from cybersecurity risks through screening of the systems that transmit your data.

This collection has been approved by the Office of Management and Budget (OMB). The eight-digit OMB approval number for Economic Census is 0607-0998, for Economic Census of Island Areas is 0607-0937, and for the Report of Organization is 0607-0444 and appears at the upper right of this screen. Without this approval we could not conduct these surveys.

Note: Your session will expire if you remain on one screen for 15 minutes without navigating to another screen. To ensure data are saved, navigate to the next screen.


[Continue To Survey](#)

[Burden Statement](#) | [Accessibility](#) | [Privacy](#) | [Security](#)

Step 1 - Report

Start the survey to continue reporting.

Status	Print / Preview Survey Questions	Errors / Warnings	Number of Establishments in Survey	Survey	Title	CFN	Store / Plant
Start	Preview Survey	0/0		RT-45122	News dealers and new...	5000013790	

 **Survey Created** ✕

Your survey is ready.

[Close](#)

Step 1 - Report

We are creating your survey. Please wait.

Location Information

DEFINITION OF ESTABLISHMENT

The reporting unit for this questionnaire is an **establishment**. An establishment is generally a single physical location where business is conducted or where services or industrial operations are performed.

MAILING ADDRESS

ATTN

ELEC REPORTER 001608

Name 1

ABC COMPANY 256963

Name 2

ELECTRONIC COMPANY 256963

Store/Plant

Number and Street

256963 HEADQUARTERS ROAD

■ ■ ■

Back

Save and Continue