

**Social Security Administration
BEVE/MRC**

**User Interface Design Specification
Last Saved: 10 May, 2010**

OMB Attestation Addition

2.5.4



Verizon Business Confidential & Proprietary.
This documentation is extremely sensitive; please limit distribution. No part of this document may be photocopied, disclosed, or otherwise provided to third parties without the consent of Verizon Business.

Document History

<i>Date</i>	<i>Spec</i>	<i>App</i>	<i>Summary of Changes</i>	<i>Revised by</i>
4/14/04	.01	1.0	Initial version	Robby Kilgore
4/16/04	.02	1.0	Sample Calls updated	Robby Kilgore
4/20/04	.03	1.0	Updated sample calls post review	Robby Kilgore
4/20/04	.04	1.0	Begin DM Tables	Robby Kilgore
4/21/04	.05	1.0	Adding Name 2.0 OSDM Tables	Robby Kilgore
4/21/04	.06	1.0	Added 2.0 plus post Name states	Robby Kilgore
4/22/04	.07	1.0	Added Visio details for main speech application	Robby Kilgore
4/22/04	.08	1.0	Debugged tables	Robby Kilgore
4/22/04	.09	1.0	Consolidated exit tables, synced Visio flows, updated demographics slightly.	Robby Kilgore
4/23/04	.10	1.0	Added global handoffs, reconciled sample call text.	Robby Kilgore
4/23/04	.11	1.0	Included feedback from Joe and other tweaks for Draft release	Robby Kilgore
4/23/04	.12	1.0	Added Joe's changes for Draft	Robby Kilgore
4/26/04	.13	1.0	Folded in comments from CPT review call	Robby Kilgore
4/28/04	.20	1.0	Changed Name 2.0 to 1.12 interaction model	Robby Kilgore
4/28/04	.21	1.0	Comb through for any bugs introduced by changes to interaction model	Robby Kilgore
4/28/04	.22	1.0	Reviewed and tracked changes with Joe Farhat and Jon Bloom	Robby Kilgore
4/29/04	.23	1.0	Folded in changes from last review	Robby Kilgore

<i>Date</i>	<i>Spec</i>	<i>App</i>	<i>Summary of Changes</i>	<i>Revised by</i>
4/29/04	1.0	1.0	Ready release for client review	Robby Kilgore
4/30/04	1.01	1.0	Received input from SSA / CPT review call	Robby Kilgore
5/2/04	1.02	1.0	Updated spec to reflect input from SSA / CPT review call	Robby Kilgore
5/4/04	1.03	1.0	Added MaxHelp hand-off prompts and miscellaneous other small changes covered in phone meeting 5/4/04	Robby Kilgore
5/5/04	1.04	1.0	Updated sample calls	Robby Kilgore
5/5/04	1.05	1.0	Small changes to sample call and removal of "Agent" verbiage.	Robby Kilgore
5/19/04	1.06	1.0	Reconciled the document to reflect small text changes from the recording sessions as well as flagging marking global vs. local apologies.	Robby Kilgore
5/27/04	1.07	1.0	Reconciled prompt text with recordings.	Robby Kilgore
6/11/04	1.11	1.0	Reconciled against bugs, plus added changes from UT	Robby Kilgore
6/14/04	1.12	1.0	Created new document for safety sake. Removed punctuation from Grammars	Robby Kilgore
6/15/04	1.13	1.0	Updated based on review with SSA / MCI / CPT	Joe Farhat
6/16/04	1.14 / 1.15	1.0	Updated to resolve CR1582, 1583, 1584, 1585, 1590, 1591, 1592, 1593, 1613, and 1624. Minor update to nomatch prompts in 1040_ConfirmName	Joe Farhat
6/17/04	1.16	1.0	Tiny tweak to the prompt text in 1400080, Added note about Confirmation Grammars	Robby Kilgore
6/30/04	1.18 /	1.0	Fixing up the last few CRs	Robby Kilgore /

	1.19.1			Joe Farhat
8/9/04	1.20	1.0	Revisions based on Pilot tuning report.	Robby Kilgore
8/10/04	1.21	1.0	Finalized UI Doc changes post review with SSA	Robby Kilgore
9/15/04	1.23	1.0	Adjustments from Tuning Report #2	Robby Kilgore
10/25/04	1.24	1.0	Adjustments from final tuning	Robby Kilgore
10/28/04	1.25	1.0	Clarified deactivation of global agent grammar in 1000_SayLastName and 1020_SayFirstName	Joe Farhat
11/04/04	1.26	1.0	Final tweaks to verbiage to match recordings	Robby Kilgore
11/05/04	1.27	1.0	Last minute corrections and acceptance of all changes FINAL VERSION	Robby Kilgore

Date	Spec	App	Summary of Changes	Revised by
6/23/05	2.0	1.0	Changes based on tuning analysis and recommendations of June 2005. 1. 1020_SayFirstName – change Initial prompt to discourage spelling here. 2. 1040_ConfirmName – add more synonyms for Yes and No. 3. 1060_GetMistake – add synonym for Both. 4. DM9000_Check_For_Alt_Name – Change Initial prompt to discourage barge in and speaking of a name rather than Yes or No. Also turn off barge-in . 5. DM11000_ReturnToMain_or_HangUP – no action – rejected recommendation of adding Yes/Yeah as synonyms for Main Menu and No as synonym for Goodbye. The number of occurrences is low. Yes seems just as likely a response to Goodbye as to Main Menu. The cost of failure to the caller in this DM is very low. 6. Eliminated useless Appendix A. 7. PP2000_Standard_Greeting – Added new prompts for the case when these services are invoked from the Speak Freely N8NN rather than the old DTMF N8NN.	Paul Sawyer
15 Feb 06	2.1	1.0	1. Remove restriction on date of birth in DM5000. 2. Add support for blocked accounts. Affects PP1500, BR8000, DM11000.	Paul Sawyer
23 Mar 06	2.2	1.0	1. Corrected 500_EntryPrompt module for subsequent module when Spelling – TRUE and names_to_collect = LAST or LAST_FIRST 2.Fixed wording of default_name_spelllast_collection_noinputprompts1 in 1090_RespellLast 3. Fixed wording of default_name_spellfirst_collection_noinputprompts2 in 1070_RespellFirst 4. Fixed wording of default_name_spelllast_collection_reprompts1 in 1090_respellLast 5. Fixed wording of default_name_getmistake_collection_reprompts2 in 1060_GetMistake 6. Fixed wording of default_name_sayfirst_collection_nomatchprompts1 in 1020_SayFirstName	Phil Profili
18 Apr 07	2.2	1.34	1. Removed references to BR8100 2. Added new state, DB3050	Sean Stallings

			3. Updated DM3000 and BR3100	VZB
23 Apr 07	2.2	1.35	1. Updated 1000_SayLastName 2. Updated 1020_SayFirstName 3. Removed Confirmation logic from 1060_GetMistake 4. Updated PP2000 5. Removed PP9999 6. Updated BR3100	Sean Stallings VZB
21 May 07	2.2	1.36	Updated 1060 GetMistake	Sean Stallings VZB
05 July 07	2.2	1.37	Updated DM 4000, removed "great" from 50201	Sean Stallings VZB
10 July 07	2.2	1.38	Replaced wording in states 500 through 1090 with wording from corresponding KBA prompts. Added developers notes to states 500 through 1090 stating that these states now share prompting with KBA.	Sean Stallings VZB
11 July 07	2.2	1.39	Corrected some changes made in states 500 through 1090	Sean Stallings VZB
12 July 07	2.2	1.40	Incorporated new message numbers in 6.1 Timeouts and Retries, DM 4000 and DM 9000	Sean Stallings VZB
19 July 07	2.2	1.41	Updated 50206, 50307, 50308, 50312, 50367, 10062	Carol Cummings VZB
21 July 07	2.2	1.42	Updated	Carol Cummings VZB
08 August 07	2.2	1.43	Corrected DM 11000 to show that only Global Agent Command is disabled	Sean Stallings VZB
15 Aug 07	2.2	1.44	Corrected prompting in message number 50204	Sean Stallings VZB
08 Oct 07	2.2	1.45	Removed msg. 50368 from 1070 Removed msg. 50382, from 1090	Sean Stallings VZB
31 Oct 07	2.2	1.46	Broke message 10054 into two parts, 10054 and 10088. Allowed barge in= True for 10088.	Sean Stallings VZB
3 Mar 08	2.2	1.47	Added Privacy paragraph to chapter 6 Global Behavior Added BR 1900 Added BR 3999 Added BR 4005 Added 400 Updated DM 4000, 5000, 1000, 1010, 1020, 1030, 1070, 1090 and 9000; Added confidential flag setting data to module notes	Sean Stallings VZB
06 Mar 08	2.2	1.48	Corrected broken hyperlink in 6.4 Help Prompts Updated P2000, adjusted the wording to reflect the fact that we may or may not be collecting 5 pieces of information.	Sean Stallings VZB
10 Mar 08	2.2	1.49	Updated BR 1900, BR 3999, 400-Name Check Condition; ;	Sean

			Corrected reporting information for "if else" conditions.	Stallings VZB
21 Mar 08	2.2	1.5	Corrected reporting string in BR3999 and 400	Sean Stallings VZB
1 Apr 08	2.2	1.51	Updated reporting string for first and last name re-use	Sean Stallings VZB
4 Apr 08	2.2	1.52	Updated BR 1900, if callers information is complete callers now route to PP 6000. Added BR 4005. Clarified wording for BR1900 Check Null Condition	Sean Stallings VZB
11 Apr 08	2.2	1.53	In order to assure that re-use items are properly reported, in Check Null Condition, if TVDC items to collect = 0, the call must then route to the next Check Condition Module.	Sean Stallings VZB
17 Apr 08	2.2	1.54	Updated Module 9000 Added "Barge in" column to the prompt table, barge in is set to "false" for initial prompt, "true" for all others. Broke message 10054 into two parts, 10054 and 10088.	Sean Stallings VZB
21 Apr 08	2.2	1.55	Corrected broken link in table of contents. Corrected reporting strings for BR3999, BR4005, Module 400, BR5500	Sean Stallings VZB
2 May 08	2.2	1.56	Updated reporting strings for BR3999, BR4005, Module 400, BR5500	Sean Stallings VZB
7 May 08	2.2	1.57	Updated DM 9000, renumbered message 10088 to 10092, to prevent overlap.	Sean Stallings VZB
13 June 08	2.2	1.58	Updated Module 4005, module is now correctly named DOB_Check_Condition. Updated module 5000, 'entering from' field now shows entering from 4005 DOB_Check_Condition.	Sean Stallings VZB
23 June 08	2.2	1.59	Updated module 1090_RespellLast, 'Entering From' field no longer points to module 1070_RespellLast. This resolves ticket 20603.	Sean Stallings VZB
4 August 08	2.2	1.60	Updated module 4000_Get_SS_Number. To improve capture process the wording of all prompts has been changed to match SSN capture in KBA. Audio for Initial prompt, message 54201, changed to match KBA 50201 Audio for Retry 1 prompt, message 54202, changed to match KBA 50202. Corrected reporting tags in modules BR3999, BR4005 and 400. Removed spaces after commas. Corrected dead hyperlink issue in "Entering From" fields found in module 1000, modules 3050 through 9000, and modules 11000 through 14000. Updated Modules 4000 and 5000, updated 'results' column in the confirmation 'field' for Retry 1 and Timeout 1. Now shows an example of the wording a caller would hear, not the specific data field. Updated modules 1000, 1010, 1020, 1030 and 1040. Corrected references to 500_Intro. Now reads '500_EntryPrompt'. Updated Module 4000, now shows entering from Module 3999.	Sean Stallings VZB

21 August 08	2.2	1.61	Highlighted Barge-in changes in pink	Sean Stallings VZB
09 September 08	2.2	2.0	Updated DM 3000, on 'no' condition call should route to DB 3050. BBN Findings Effort <ol style="list-style-type: none"> 1) Updated section 6.1 Time-outs and Retries, updated wording for confirmation retry 2, changed message 50345 to 50347. 2) Updated DM3000_CheckAOR, updated wording for retry 2, message 30022 3) Updated module 1040, for retry 2 replaced message 50345 with 50347. 4) Updated module 9000, updated message 10056 5) Highlighted all BBN Findings changes in Green 	Sean Stallings VZB
25 September 08	2.2	2.1	Added Verizon Business proprietary statement to title page and all page footers.	Sean Stallings VZB
02 October 08	2.2	2.2	Updated 6.1 highlighted the BBN change to the global retry 2 in Green. Updated 1000_SayLastName, added condition for 'Failure and Alt Name' which now routes to PP6000 – this resolves ticket 22408. Added new wording for Other Last Name, retry 1, message 50310, caller will now only be asked to spell their other last name. Updated PP6000, now shows as entering in from 1000_SayLastName.	Sean Stallings VZB
01 December 08	2.2	2.3	COADD/BEVE-MRC Tuning 2 Effort-Recommendations From Nuance <ol style="list-style-type: none"> 1) Updated module 1070, added entry to 'Module Notes' stating that confidence levels for this module should be set to .400. 2) Updated module 1090, added entry to 'Module Notes' stating that confidence levels for this module should be set to .400 	Sean Stallings VZB
29 January 09	2.2	2.4	Updated Header	Sean Stallings VZB
22, May 09	2.2	2.5	FOAP Effort Updated module PP 12000, added flag check and routing for FOAP condition.	Sean Stallings VZB
25 June 09	2.2	2.5.1	Corrected broken links in DM's 1030 and PP10000. Fixed typographical errors in DM's 4000 and 500.	Kim Rothlis VzB
23 March 10	2.2	2.5.2	Global Commands and Global Prompts (section 6.6), added Action for 'agent' command. OMB Attestation Addition Change Added DM 2988 Attestation Flag Check and DM2990_AttestationYN between modules P2000_Standard_Greeting and DM3000_Check_AOR Updated modules P2000 and DM3000 with correct routing/hyperlinks. Updated Section 5.2, High-Level Call Flow Diagram with the	Kim Rothlis VzB

			added DM's. MISC: Corrected entering from field for module PP1500_Getting Help_Operator	
29 April 10 05 May 10	2.2	2.5.3	Issue Fix (TBEV-5): Updated module 1070 RespellFirst, message 50367 with correct wording. 2990 – AttestationYN – Updated Success2 with MaxHelp	Kim Rothlis, VzB Carol Cummings VzB
10 May 2010	2.2	2.5.4	Updated PP13000_Goodbye , message #10078 to reflect 'as built' wording.	Kim Rothlis, VzB

Chapter 1: Table of Contents

Chapter 1:	Table of Contents.....	3
Chapter 2:	Background and Motivation.....	3
	2.1 Executive Summary.....	3
	2.1.1 What the application does.....	3
	2.1.2 Social Security Administration's goals.....	3
	2.1.3 Callers' goals.....	3
	2.2 Aesthetics.....	3
	2.3 Open Issues.....	3
Chapter 3:	About the Callers.....	3
	3.1 Introduction.....	3
	3.2 Demographics Data.....	3
	3.3 Caller Archetypes.....	3
Chapter 4:	Call Examples.....	3
	4.1 Sample Call Design Considerations.....	3
	4.1.1 Verboseness.....	3
	4.1.2 Confirmation Strategy:.....	3
	4.1.3 In Session Tracking:.....	3
	4.1.4 Longevity:.....	3
	4.2 Call #1: No Collection Problems.....	3
	4.3 Call #2: Handling Hyphenated Name with Spelling.....	3
	4.4 Call #3: MRC - Misrecognized Name plus Alternate Name.....	3
	4.5 Call #4: A Rejected Request.....	3
Chapter 5:	Call-Flow Diagrams.....	3
	5.1 Legend for the call-flow diagrams.....	3
	5.2 High-Level Call Flow Diagram.....	3
	5.3 Outbound Transfer Logic.....	3
	5.4 Name OSDM High-Level Diagram.....	3
	5.5 Name DM Diagram - Default Configuration.....	3
	5.6 Name DM Flow Diagram - Collecting Last Name Only.....	3
Chapter 6:	Global Behavior.....	3
	6.1 Time-outs and Retries.....	3
	6.2 Global Default Settings.....	3
	6.3 Privacy.....	3
	6.4 Help prompts.....	3
	6.5 Default Confirmation Grammars.....	3
	6.6 Global Commands and Global Prompts.....	3

Global Commands Vocabulary.....	3
6.7 DTMF Collection.....	3
6.7.1 General DTMF Usage.....	3
6.7.2 Termination of digit strings using the pound sign.....	3
6.7.3 Invalid DTMF input should be rejected.....	3
6.7.4 End-of-DTMF timeout.....	3
6.7.5 Key-ahead.....	3
6.8 Digit-String Playback.....	3
6.9 Event Logging.....	3
6.10.....Internal DialogModule Functionality	3
Chapter 7: Detailed Dialog Specification.....	3
7.1 How to Read the Call-Flow Tables.....	3
7.2 Call-Flow Tables.....	3
DB0000_Ping_System.....	3
BR1000_System_And_Operator_Availability.....	3
PP1500_Getting_Help_Operator.....	3
BR1900_Check_Null_Condition.....	3
P2000_Standard_Greeting.....	3
BR2988-Attestation Flag Check.....	3
DM2990_AttestationYN.....	3
DM3000_Check_AOR.....	3
DB3050_Check_AOR_Ping.....	3
BR3100_AfterHours_Check.....	3
BR3999_Social_Security_Check_Condition.....	3
4000_Get_SS_Number.....	3
BR4005_DOB_Check_Condition.....	3
5000_Get_DOB.....	3
400- Name Check Condition.....	3
500_EntryPrompt.....	3
1000_SayLastName.....	3
1010_SpellLastName.....	3
1020_SayFirstName.....	3
1030_SpellFirstName.....	3
1040_ConfirmName.....	3
1050_ConfirmationApology.....	3
1060_GetMistake.....	3
1070_RespellFirst.....	3
1090_RespellLast.....	3
3000_ExitFailurePrompt.....	3
4000_ExitSuccessPrompts.....	3
BR5500_Alt_Name_Collected.....	3
PP6000_Ready_To_Submit.....	3
DB7000_SubmitRequest.....	3
BR8000_DB_Request_Validate_1st.....	3
DM9000_Check_For_Alt_Name.....	3
PP10000_Task_Complete.....	3

DM11000_ReturnToMain_or_HangUP.....3
PP12000_Thanks_Before_Return.....3
PP13000_Goodbye.....3
DM14000_Post_Options.....3

Chapter 2: Background and Motivation

2.1 Executive Summary

The Social Security Administration serves callers currently receiving benefits as well as the general population with self-service and informational assistance. SSA is looking for ways to improve self-service options for both calling populations. Existing self-service options are currently available from the SSA web site or via the SSA N8NN telephone interface. SSA would like to enhance the telephone based self-service options to include advanced speech with a real-time request processing. The self-service functions contained within the scope of this project are 1) Automated replacement Medicare Card service 2) Automated benefit verification letter service.

2.1.1 What the application does

- **Self-Serve Medicare Card Replacement Requests** - Use of this application requires that you currently receive Medicare Benefits, or that you are eligible to receive benefits. This application will allow callers to request a new or replacement Medicare Card, and will receive approximately 785K calls annually.
- **Self-Serve Benefit Verification Requests** - Use of this application is for Social Security beneficiaries and will allow callers to request a statement of Social Security benefit verification letter for various purposes. This application will receive approximately 1.9 million calls annually.

2.1.2 Social Security Administration's goals

Primary goals of the speech application are to:

- Provide universal access to the SSA's automated services by providing an access channel for callers including the visually impaired.
- Offer real-time fulfillment of Benefit Verification letter requests or Medicare Replacement Card requests without needing to transcribe information collected by the existing automated Touch Tone system. Doing so will eliminate transcription time and transcription errors, as well as minimize the time lag between callers making the request and transcription of the request. Transcription time introduces delays in mailing out the forms, resulting in callers calling back to find out if their forms have been mailed.

One business objective for the speech application is cost reduction. Automating calls and minimizing the number of calls to SSA agents is the primary mechanism towards this goal. As such, the application will be implemented in a way to streamline and automate requests.

2.1.3 Callers' goals

Callers are seeking simple self service.

2.2 Aesthetics

Jill converses with caller in a clean yet informal, role-appropriate female voice. She is friendly, competent and resourceful. Even when she's unable to complete a caller's request, she usually provides helpful suggestions on how they can proceed.

2.3 Open Issues

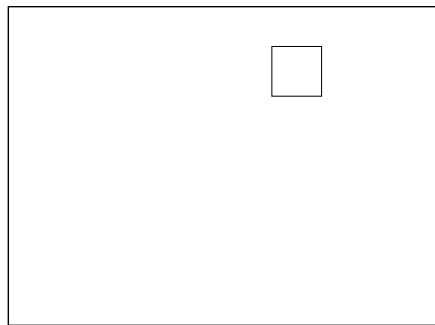
Chapter 3: About the Callers

3.1 Introduction

The design of the user interface is driven, in part, by ScanSoft's understanding of the population of callers to the system. Generally, callers will access the system for one of two reasons. They are either Medicare recipients looking to replace a Medicare card or Social Security recipients looking to receive a letter verifying their Social Security benefits. These two caller populations will call an 800 number to access the N8NN Main Menu system, and will eventually route themselves to the new BEVE/MRC speech application to request a replacement Medicare Card or request a verification of Social Security benefits.


It is presumed that all callers are first timers who will not call again.

3.2 Demographics Data



General Population: Age of Recipients

Thirty nine million people are receiving benefits. Eight percent of them are disabled and range in age from 18 on up. The rest are 65 and older. There are also 8 million people of any age on Supplemental Security Income (SSI)



Caller Population: Age Distribution

BEVE: Of the 1.9 million annual callers, 66% are below 61 years of age.

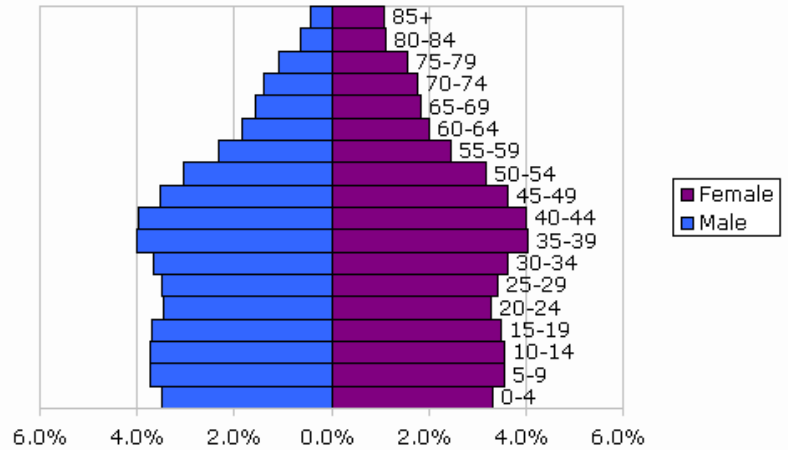
MRC: Of the 785,000 callers requesting Medicare Replacement Cards, 66% are above 70 years of age.

The chart below shows the age distribution within the general US population. It is included here because it is assumed that the age distribution of the potential caller population roughly matches that of the general population.

Who are SSA beneficiaries?

- Elderly (62+ years)
35.8 million.
Most likely have not had experience with VUI
- Disabled (18+ years)
3.12 Million
~8% of the population?
- Low Income (18+)
8 Million
Supplemental Security Income (SSI)

Age Distribution, 2000



3.3

Caller Archetypes

**James Richards**

James is 67 years young, living in Grand Forks, North Dakota, 90 miles south of the Canadian border in eastern North Dakota. He has a small woodworking shop that's attached to his garage. The bank has told him he needs to provide a verification letter from the SSA as proof of income for a home improvement loan.

**Jane Preston-Blair**

She is originally from Norwalk, Connecticut. She married her hometown sweetheart 39 years ago and they enjoyed 28 years of US Air Force life. They traveled all over before retiring and settling in North Carolina and that is where they call home. They have four wonderful daughters, who have rewarded them with seven beautiful grandchildren. Jane is requesting a verification letter. Her name is hyphenated. She'll have to spell her name.

**Julia Davis (Brewer)**

Born in Tampa Florida in 1948, Julia is disabled. She is a Medicare recipient and has also received Supplemental Security Income for the last several years. She is seeking a Replacement Medicare Card. Recently divorced; she is still listed under her ex-husband's name. Her request fails on name mismatch and prompts for an alternate.

**Jim Trouble**

This boy is a 15 year old wanna-be hacker, randomly trying Social Security numbers. He has no criminal intent, but is curious to see if he can retrieve social security numbers by using the system. The information he gives does not validate and his request is rejected out of hand. He will likely hang up when he learns he is being transferred to an operator.

Chapter 4: Call Examples

Callers arrive at this portion of the system by navigating through the N8NN main menu (via DTMF or Simple Speech) system. This can take a minute or more of DTMF interactions. The design of the interactions should accommodate this change in interaction style between the DTMF portion of the larger system and the “conversational” nature of the Speech Application. This may be accomplished through audio iconography, signposting and prompt text.

Callers have explicitly chosen the self service route, and are transferred to the speech system AFTER choosing either the “replacement card” or “verification letter” path. The Speech system will receive a flag signifying the task the caller is attempting to complete.

The call scenarios covered here include:

- Benefits Verification Letter No errors.
- Benefits Verification Letter Handling hyphenated name / spelling.
- Medicare Card Request Listed under an alternate name.
- Medicare Card Request Rejected request.

4.1

Sample Call Design Considerations

4.1.1 Verboseness

Jill’s audio and prompts are designed to accommodate the vast majority of callers whose VUI experience is either limited or perhaps nonexistent. The verbiage is designed to convey a clear mental model of how Jill behaves and what her capabilities are. This subtly helps callers remember to avoid chatty responses.

4.1.2 Confirmation Strategy:

When designing speech interfaces, it’s often desirable to group confirmations together whenever possible; as in “So that’s Tuesday at 10AM for an hour. Right?”, but in Jill’s case, the data-types seem too unrelated. Because of the nature of her application, she’s forced to confirm at every turn. To justify this, she goes out of her way to acknowledge the importance of “getting things right”. Her prompting for confirmations becomes briefer as the caller progresses.

4.1.3 In Session Tracking:
There are some prompts which exploit a simple form of in session tracking. Jill's exit and hand-off phrases are context sensitive. That is, they specifically talk to the issues that have lead to the hand-off.

4.1.4 Longevity:
Since the system is basically a one shot (first time is the last time) system where the task completion is more important than longevity, Jill is slightly biased towards relatively severe hand-holding to minimize dropout. Jill doesn't advertising operator assistance, though she will eventually recommend it, as a path of last resort.

4.2 Call #1: No Collection Problems

James Richards

James is 67 years young, living in Grand Forks, North Dakota, 90 miles south of the Canadian border in eastern North Dakota. He has a small woodworking shop that's attached to his garage. The bank has told him he needs to provide a verification letter from the SSA as proof of income for a home improvement loan.

<Audio Icon>

Jill: Hello. You've reached the automated Benefits Verification service. Before I send out your letter, there are five questions I'll need to confirm with you. We'll go through them one at a time, and you can speak your answers.

To get started, I want to make sure I'll be sending it to the right place. Have you had a change of address recently? Please say "YES" or "NO".

Caller: No.

Jill: Great. Now - Please enter or say your nine digit Social Security number.

Caller: 1 2 3 - 3 9 - 8 1 4 5

Jill: This is important, so I want to make sure I have it right. Your social security number is: 1 2 3 - 4 5 - 6 7 8 9. Is that right?

Caller: Yes.

Jill: And what's your date of birth? [Two second pause] For example, you can say...May 5th, 1957.

Caller: January 12th, 1931

Jill: Okay, so that's: <January 12th, 1931>. Is *that* right?

Caller: Yeah.

Jill: Okay. Now, for your name, I'll ask you to say it, then, I may ask you to *spell* it. Please say just your last name.

Caller: Richards

Jill: Thanks. Now I'll need your first name. Please say it now.

Caller: James

Jill: Okay. Let me read that back to you to make sure I've got it right.
Last name: Richards, spelled R I C H A R D S.
First name, James, spelled J A M E S.
Did I get it right?

Caller: Yes.

Jill: Alright. We're almost done. Before I send this off, do you have any other last name - for example, a professional or maiden name - that might be listed under this social security number?

Caller: No.

Jill: Okay. I've got everything we need. Hold on while I process your request.

Okay. You're all set. You should receive your Benefits Verification Letter in the mail within two weeks.

If there's anything else you'd like to do, say "MAIN MENU". Otherwise you can say "GOODBYE" or just hang-up.

Caller: Goodbye.

Jill: Okay Bye.

[Closing Audio Icon]

End Call

4.3

Call #2: Handling Hyphenated Name with Spelling**Jane Preston-Blair**

She is originally from Norwalk, Connecticut. She married her hometown sweetheart 39 years ago and they enjoyed 28 years of US Air Force life. They traveled all over before retiring and settling in North Carolina and that is where they call home. They have four wonderful daughters, who have rewarded them with seven beautiful grandchildren. Jane is requesting a verification letter. Her name is hyphenated. She'll have to spell her name.

[Opening Audiomark]

Jill: Okay. Now, for your name, I'll ask you to *say* it, then, I may ask you to *spell* it.

Please, say just your last name.

Caller: *Preston-Blair*

Jill: Could you spell that for me?

Caller: *Yes. That's P R E S T O N B L A I R*

Jill: Thanks. Now I'll need your first name. Please say it now.

Caller: *Jane.*

Jill: Okay. Let me read that back to you to make sure I've got it right.

Last name: Preston-Blair, spelled *P R E S T O N B L A I R*.

First name, Jane, spelled *J A N E*.

Did I get that right?

Caller: *Yes.*

Jill: Alright. We're almost done. Before I send this off, do you have any other last name - for example, a professional or maiden name - that might be listed under this social security number?

Caller: *No.*

Jill: Okay. I've got everything we need. Hold on while I process your request.

Okay. You're all set. You should receive your Benefits Verification Letter in the mail within two weeks.

If there's anything else you'd like to do, say "MAIN MENU". Otherwise you can say "GOODBYE" or just hang-up.

Caller: *Main Menu.*

Jill: Sure. I'll transfer you now.

[Closing Audio Icon]

4.4

Call #3: MRC - Misrecognized Name plus Alternate Name

Julia Davis (Brewer)

Born in Tampa Florida in 1948, Julia is disabled. She is a Medicare recipient and has also received Supplemental Security Income for the last several years. She is seeking a Replacement Medicare Card. Recently divorced; she is still listed under her ex-husband's name. Her request fails on name mismatch and prompts for an alternate.

Jill: Hello. You've reached the automated Medicare Replacement Card service. Before I send out your replacement card, there are five questions I'll need to confirm with you. We'll go through them one at a time, and you can speak your answers.

... ...

Jill: Okay. Now, for your name, I'll ask you to say it, then, I may ask you to *spell* it.

Please, say just your last name.

Caller: *Davis*

Jill: Thanks. Now I'll need your first name. Please say it now.

Caller: *Julia*

Jill: Okay. Let me read that back to you to make sure I've got it right.

Last name: Davies, spelled D A V I E S.

First name, Julia, spelled J U L I A.

Did I get it right?

Caller: *No.*

Jill: Sorry about that. Which part is wrong? The first name, the last name or both?

Caller: *The last name.*

Jill: Please spell your last name, one letter at a time.

Caller: *D A V I S*

Jill: Got it. We're almost done. Before I send this off, do you have any other last name - for example, a professional or maiden name - that might be listed under this social security number?

Caller: *Yes. My ex-husband's name was Brewer.*

Jill: I'm sorry, but I didn't understand. Would you like me to check under another last name? Please say "YES" or "NO".

Caller: *Yes.*

Jill: Okay. Let's try it. Give me the other last name.

Caller: *Brewer*

Jill: Could you spell that for me?

Caller: *B R E W E R*

Jill: Okay. Let me read that back to you to make sure I've got it right.
Last name: Brewer, spelled B R E W E R.
Did I get that right?

Caller: *Yes*

Jill: Okay. I've got everything we need. Hold on while I process your request.

Okay. You're all set. You should receive your Medicare Replacement Card in the mail within four weeks. If you live in Puerto Rico, please allow eight weeks for delivery.

If there's anything else you'd like to do, say "MAIN MENU". Otherwise you can say "GOODBYE" or just hang-up.

Caller: *Main Menu*

Jill: Sure. I'll transfer you now.

[Closing Audio Icon]

4.5

Call #4: A Rejected Request

Jim Trouble

This boy is a 15 year old wanna-be hacker, randomly trying Social Security numbers. The information he gives does not validate and his request is rejected out of hand.

<Audio Icon>

Jill: Hello. You've reached the automated Medicare Replacement Card service. Before I send out your replacement card, there are five questions I'll need to confirm with you. We'll go through them one at a time, and you can speak your answers.

To get started, I want to make sure I'll be sending it to the right place. Have you had a change of address recently? Please say "YES" or "NO".

Caller: No.

Jill: Great. Now - Please enter or say your nine digit Social Security number.

Caller: 1 2 3 - 4 5 - 6 7 8 9

Jill: This is important, so I want to make sure I have it right. Your social security number is: 1 2 3 - 4 5 - 6 7 8 9. Is that right?

Caller: Yeah.

Jill: And what's your date of birth? [Big pause] For example, you can say...May 5th, 1957.

Caller: January 22nd, 1989

Jill: Okay, so that's: January 22nd, 1989. Is *that* right?

Caller: Yeah.

Jill: Okay. Now, for your name, I'll ask you to say it, then, I may ask you to spell it.

Please, say just your last name.

Caller: Jetson

Jill: Thanks. Now I'll need your first name. Please say it now.

Caller: George

Jill: Okay. Let me read that back to you to make sure I've got it right.
Last name: Jetson, spelled J E T S O N.
First name, George, spelled G E O R G E.
Did I get it right?

Caller: Yes.

Jill: Alright. We're almost done. Before I send this off, do you have any other last name - for example, a professional or maiden name - that might be listed under this social security number?

Caller: No.

Jill: Okay. I've got everything we need. Hold on while I process your request.

I'm sorry, but I wasn't able to process your request. Let me transfer you to someone who can help you with this. Please hold while I transfer your call.

[Transfer Call]

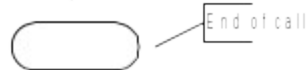
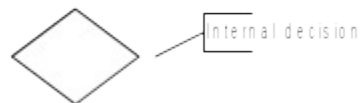
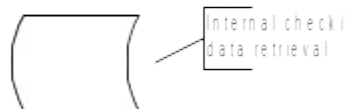
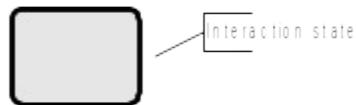
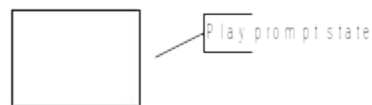
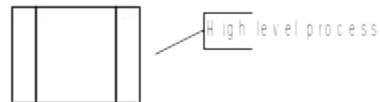
Chapter 5: Call-Flow Diagrams

5.1

Legend for the call-flow diagrams

A high level process indicates a *series* of play-prompt or interaction states or data retrieval steps, etc.

A play-prompt state plays a waveform, or a series of waveforms, to the caller.



An interaction state prompts the caller for input. It also handles all default timeout and retry behavior. It typically exits (continues to the next state) upon a successful recognition.

The 'data retrieval' icon represents back-end transactions, to a database, for example.

The 'internal decision' icon represents a logical check in the program code to branch on decision.

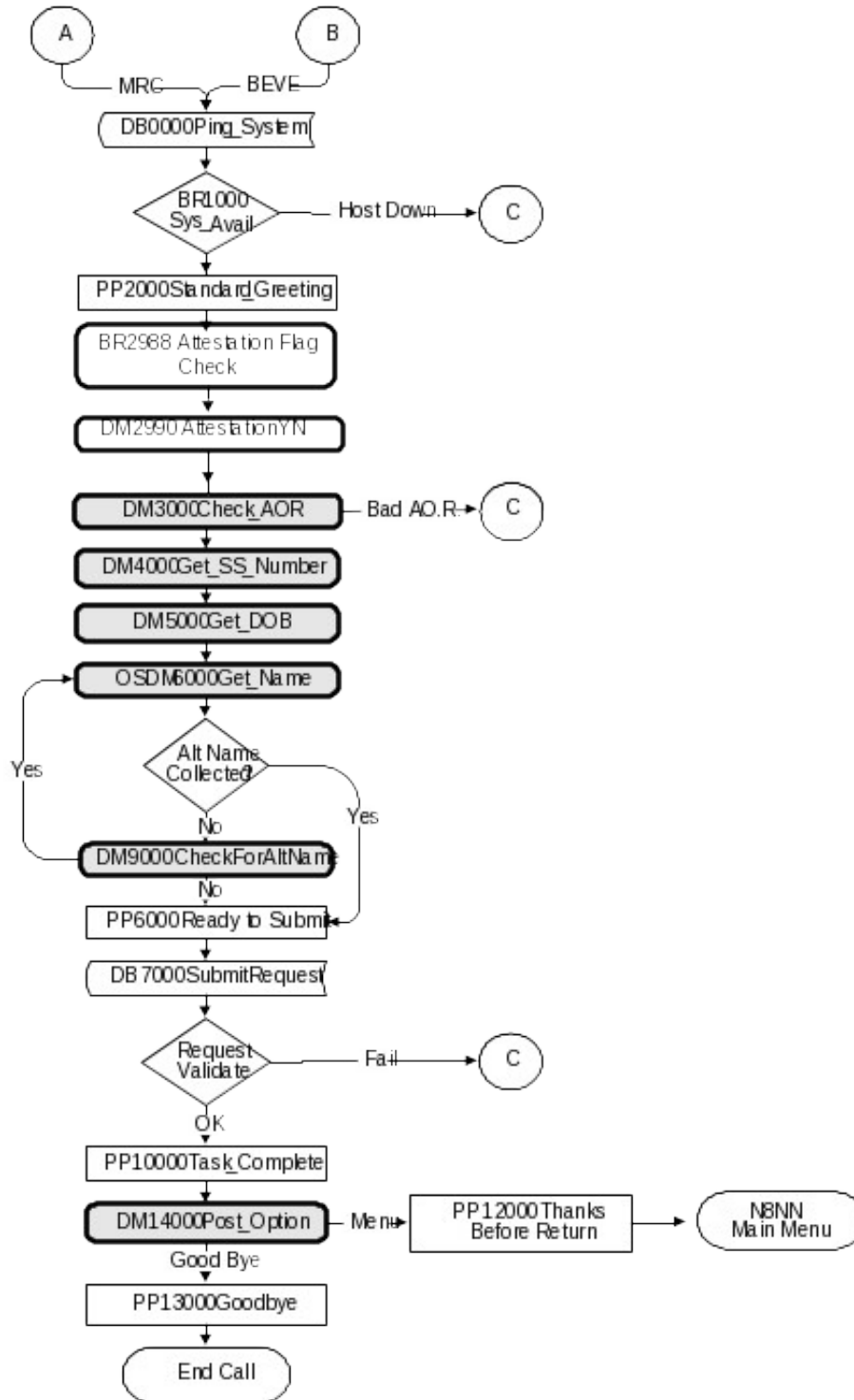
Connectors link different call-flow diagrams.

An end-of-call is a transfer, to another service or customer representative, or a system hang-up.

Call-flow diagrams built up of high-level process icons represent the global dialog structure of the application. These high-level diagrams parallel with the more detailed call-flow diagrams that outline every play-prompt, interaction state, data retrieval step, internal decision and possible ends of the call. These low-level charts give a precise graphical representation of the flow of the state tables in the section "Chapter 7: Detailed Dialog Specification", using the same (or matching) naming convention for easy reference.

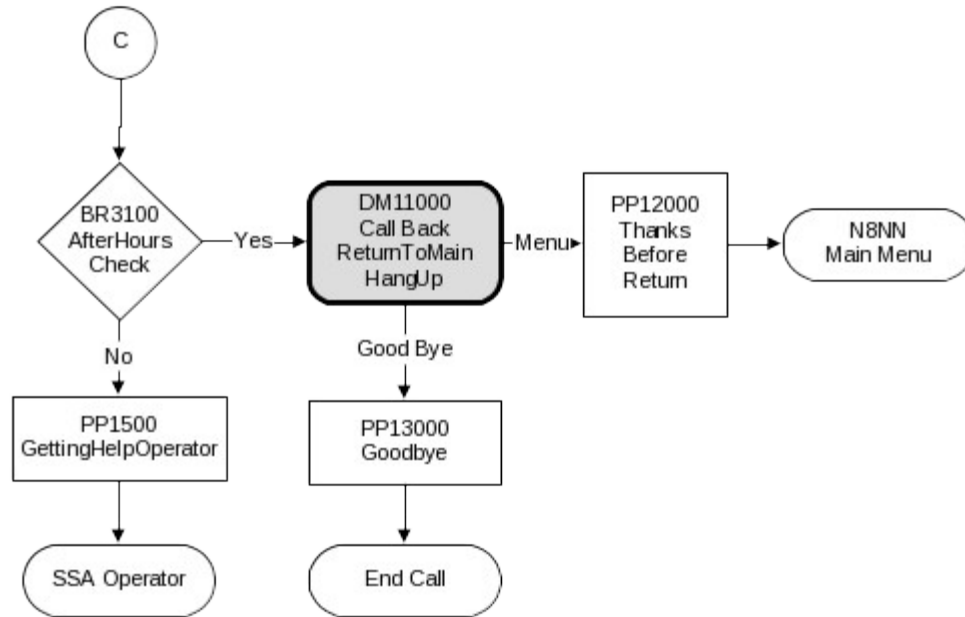
5.2

High-Level Call Flow Diagram



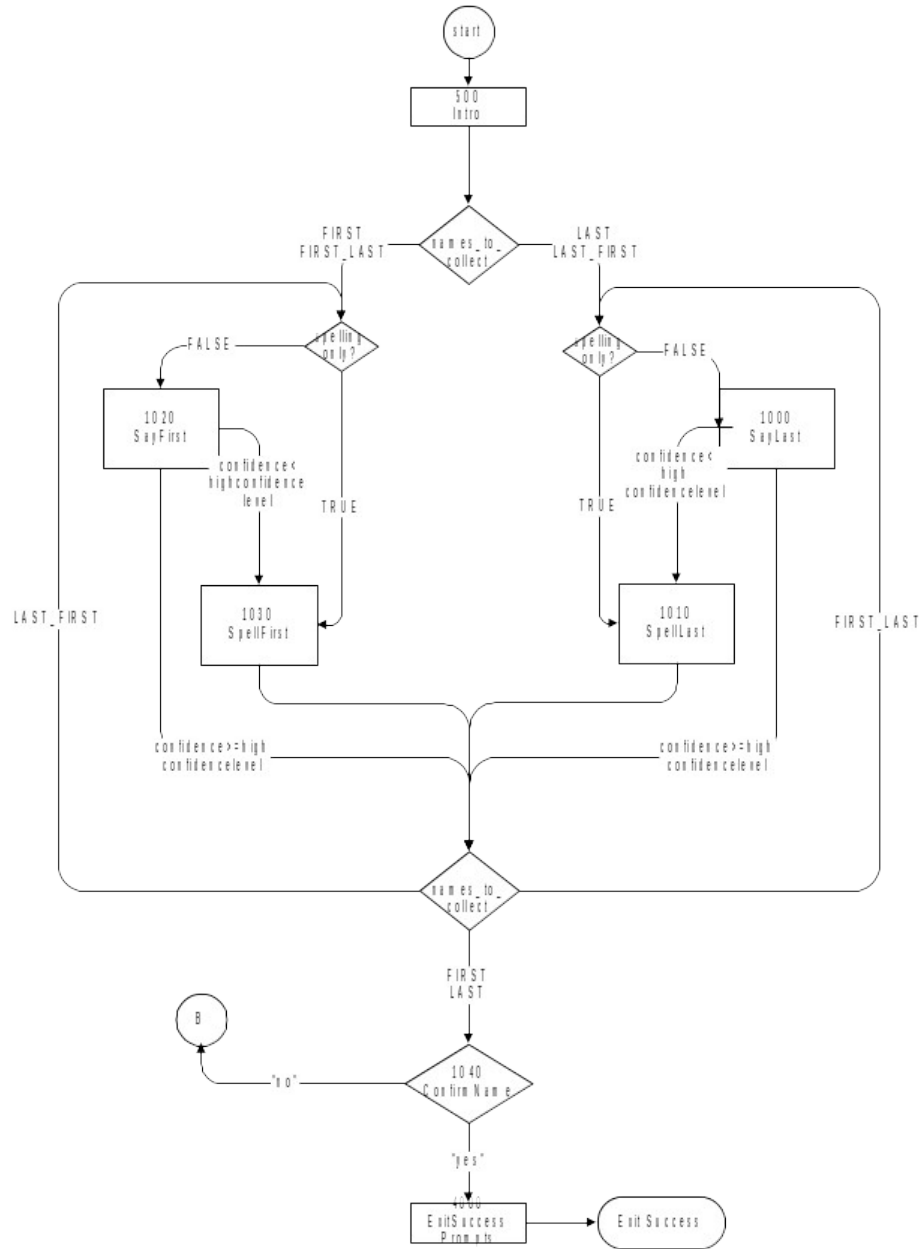
5.3

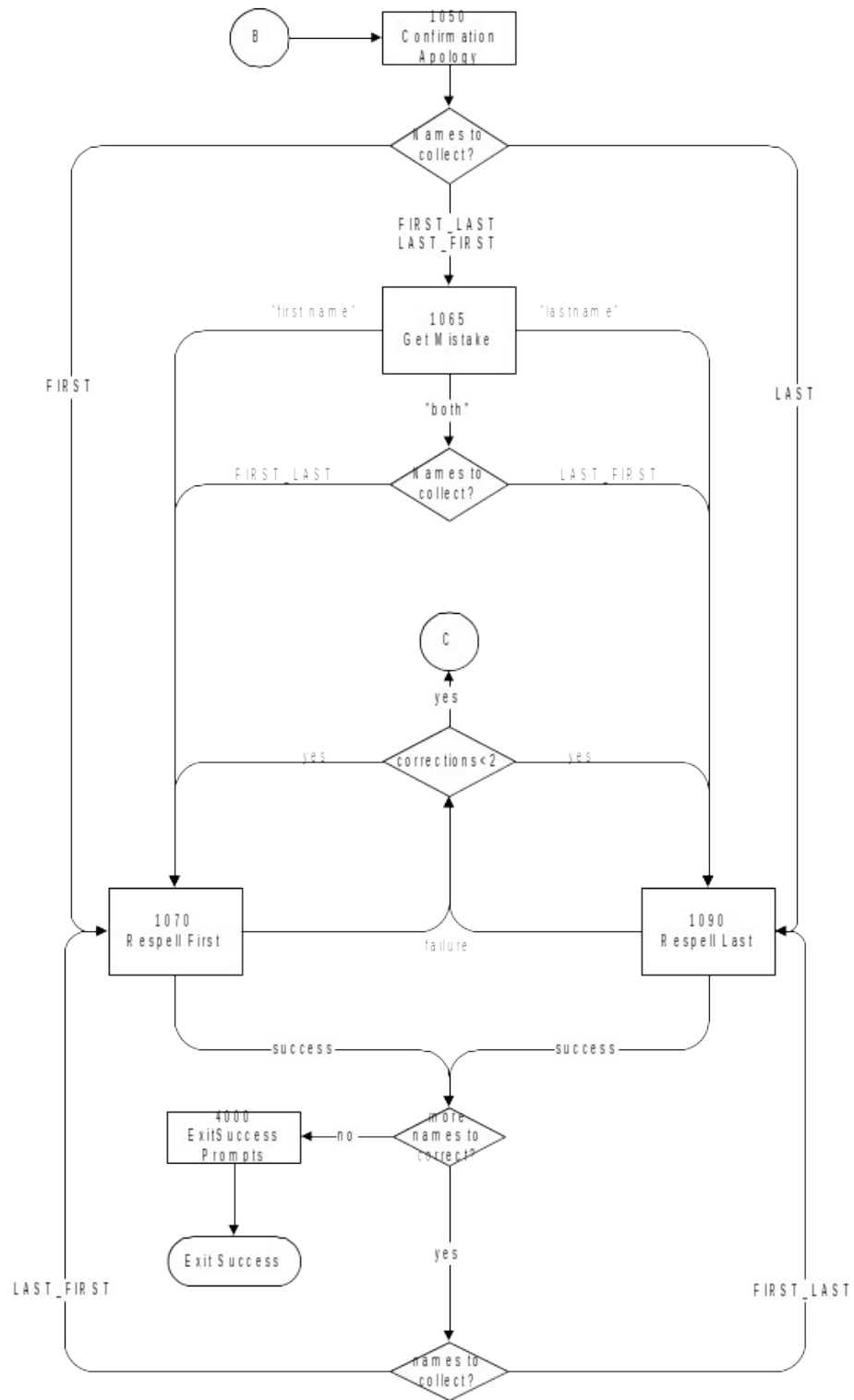
Outbound Transfer Logic

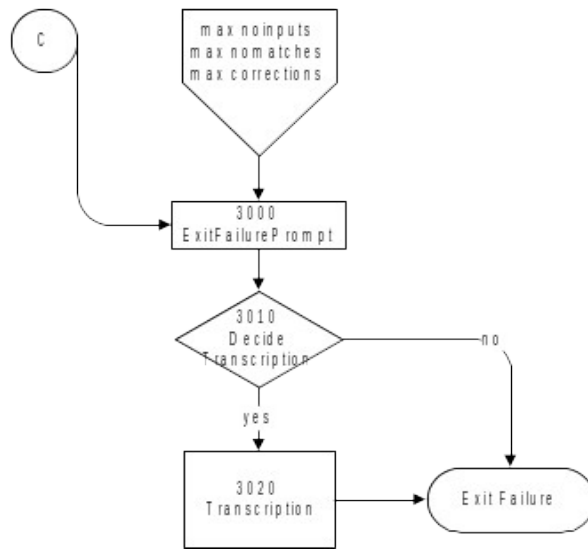


5.4

Name OSDM High-Level Diagram

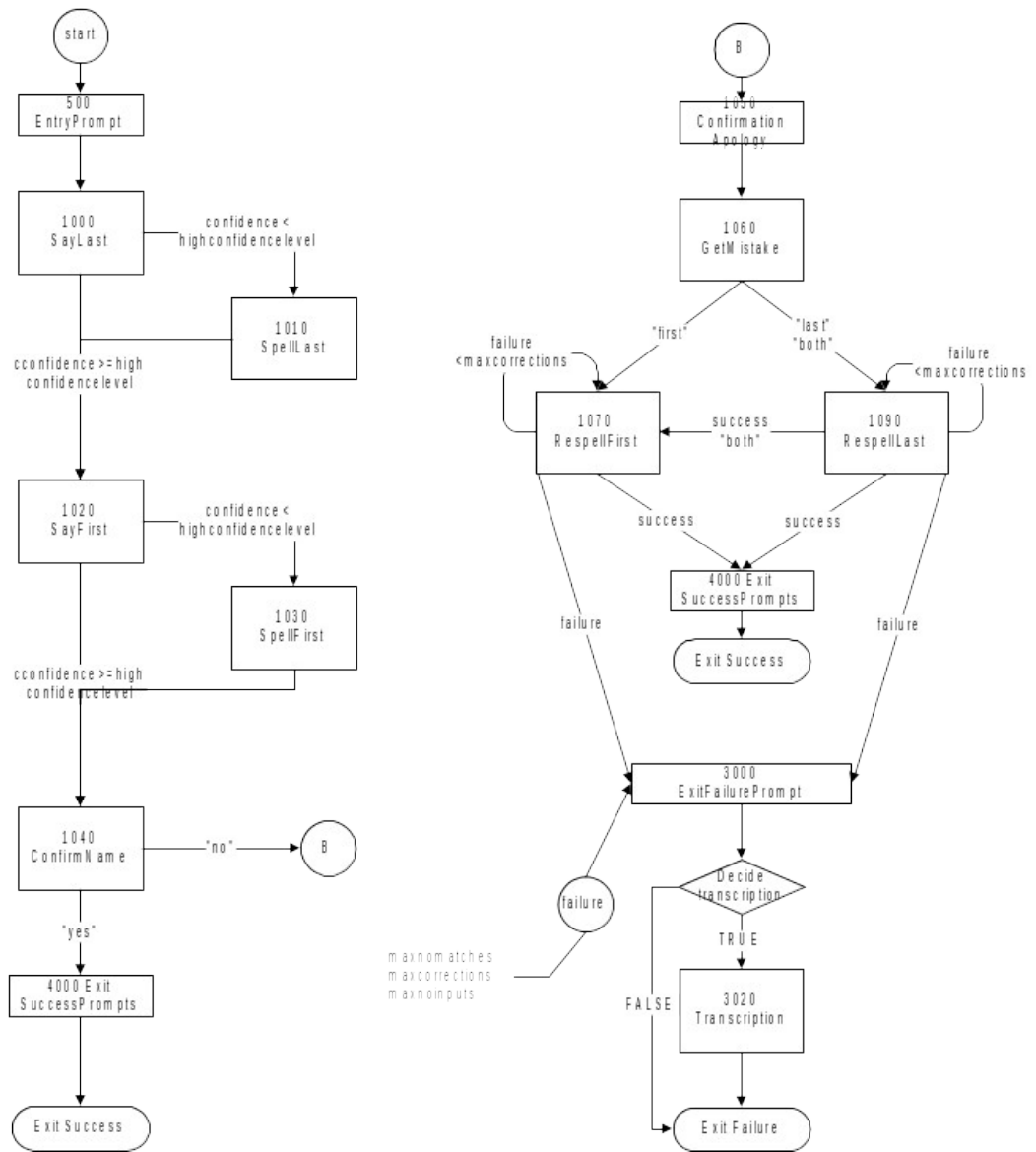






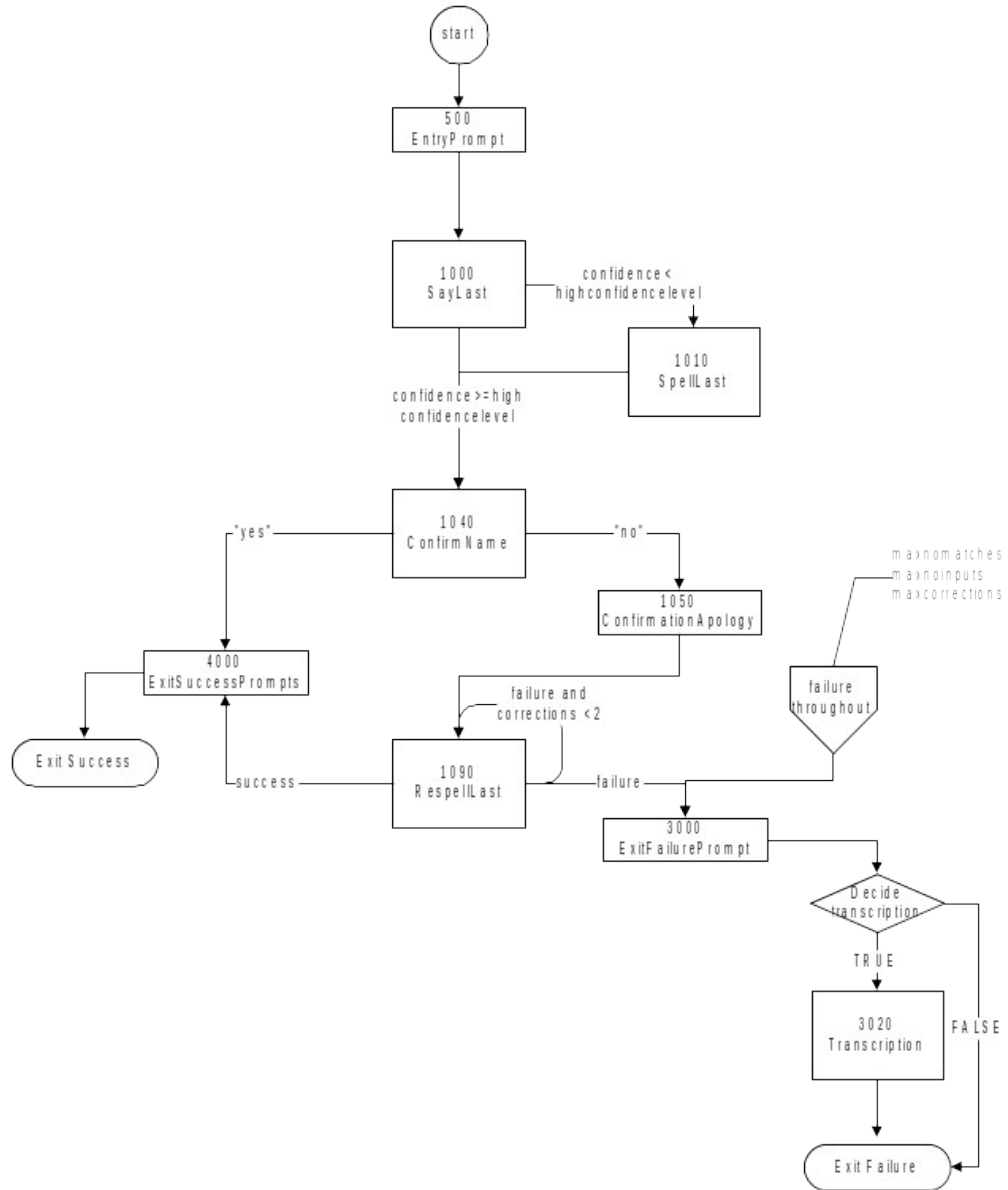
5.5

Name DM Diagram – Default Configuration



5.6

Name DM Flow Diagram – Collecting Last Name Only.



Chapter 6: Global Behavior

6.1 Time-outs and Retries

While the timeout and retry prompts are specified in the DialogModule tables, they are to be preceded by the appropriate apology prompt as outlined below:

55004	Retry 1&2	<i>IF retry 1</i>	<i>upon rejection of speech</i>	default_noanswerapologies1	I'm sorry, but I didn't understand you.
55005			<i>upon rejection of DTMF</i>	apology_dtmf1	Sorry, I'm not sure what you entered.
00111			<i>upon confirmation</i>	default_collection_wro nganswerapologies1	My mistake.
55006		<i>IF retry 2</i>	<i>upon rejection of speech</i>	default _noanswerapologies2	I'm sorry, but I still didn't understand you.
51007			<i>upon rejection of DTMF</i>	apology_dtmf2	Sorry, I'm still not sure what you entered.
00113			<i>upon confirmation</i>	default_collection_wro nganswerapologies2	My mistake again.
51008	Max Timeout			default_failureprompt	I'm sorry I'm having so much trouble.
51008	Max Retry			default_failureprompt	I'm sorry I'm having so much trouble.
51008	Max Help			default_failureprompt	I'm sorry I'm having so much trouble.
51009	Upon Confirmation Timeout 1			default_confirmation_ noinputprompts1	Sorry, I didn't hear you. Please say YES or NO.
51010	Upon Confirmation Timeout 2			default_confirmation_ noinputprompts2	I'm sorry, but I still didn't hear anything. Please say YES or NO.
50345	Upon Confirmation Retry 1			default_confirmation_ reprompts1	Please say YES or NO.
50347	Upon Confirmation Retry 2			default_confirmation_ reprompts2	If 'yes' press one, otherwise press two.

Typically the timeout and retry prompt specified in the table will be one and the same prompt, but they can also be a set of prompts, and they can also differ between timeout versus retry, or the first versus the second timeout or retry. In exceptional cases, different behavior is specified in the table for the second timeout or retry than outlined above.

Max. timeout is globally set to 2 - exceptions will be indicated in the tables.

Max. retry is globally set to 2 - exceptions will be indicated in the tables.

Max. help is globally set to 2 - exceptions will be indicated in the tables.

- Upon max timeout (two timeouts):
Play Max Timeout verbiage described above then
Go to: [BR3100_AfterHours_Check](#); *NeedAssistanceWith = MaxTimeout*
- Upon max retry (two retries):
Play Max Retry verbiage described above then
Go to: [BR3100_AfterHours_Check](#); *set NeedAssistanceWith = MaxRetry*
- Upon max help (two request for help):
Play Max Help verbiage described above then
Go to: [BR3100_AfterHours_Check](#); *set NeedAssistanceWith = MaxHelp*
- Upon call completion, hang-up or call transfer, call end processing (call tracking information for reporting) will be performed.

6.2

Global Default Settings

Unless otherwise noted, all DMs should use default settings for confidence levels. Exceptions include: [1000_SayLastName](#), [1020_SayFirstName](#), [1070_RespellFirst](#), and [1090_RespellLast](#).

6.3 Privacy

The following information is considered confidential; **SSN, Date of Birth, First Name, Last Name**, and **Other Last Name**. The confidential flag should be set to true for all dialog modules collecting this information from the caller.

6.4

Help prompts

Start each Help prompt with the Help prompt audio icon (prompt file: *icon_help*), immediately followed by the Help prompt(s) as specified in the table. Unless otherwise specified by the DialogModule table, the default behavior will always be to 're-enter' the DialogModule directly after the Help prompt has played, so the application will listen for the input again. It does this while resetting any timeout and retry counters, thus as if it were the initial try, but *without playing the initial prompt again*. This is because the prompt for the input will be contained *in the Help prompt itself*, perhaps with a slightly different verbiage.

In summary:

- 1) Start with *icon_help*, which is the Help audio icon
- 2) Play Help prompt(s) specified in the UI table
- 3) Unless otherwise specified in the table, re-enter the same state to listen for caller input
- 4) Do *not* play the initial prompt of this state after the Help prompt

Important note: caller can barge-in on the Help prompt (unless otherwise specified by the table) which will cause the Help prompt to immediately *stop* playing and the recognizer to parse the caller's input according to the vocabulary of the state following the Help prompt (this state typically is the same state). While the caller can start speaking before the end of the Help prompt, the *beginning_of_speech* timer will not start until the Help prompt has finished playing (which is the same behavior as with any other prompt played that callers can barge-in on).

6.5


Default Confirmation Grammars

Unless otherwise overwritten by local grammars, all Dialog Modules will use the default (standard) confirmation grammars.

6.6

Global Commands and Global Prompts

Global Commands Vocabulary

				Speech Input	
This table specifies the global commands that can be spoken from anywhere in the application. The application behavior upon these commands is always the same, unless the DialogModule specifically overrides the global behavior.					
Commands	DTMF	Action (unless re-specified by the module)		Confirm.	
"Help"	*	First play the Help prompt as specified for the module, then wait for input again. (New prompt for input will be part of each Help message.)		Never	
"Agent", "Operator", "Representative" "Talk to an agent", "Talk to an operator", "Talk to a representative"	0	Go to: BR3100_AfterHours_Check ; NeedAssistanceWith = UserRequestedAgent		Always	
Confirmation prompts					
Message Number	Option	Name	Wording		
51011	Operator	gl_conf_operator	You said you wanted to talk to one of our operators, Is that right?		
Confirmation Option		Vocabulary	DTMF	Action	Confirm.
Yes		"Yes [it is]" "[Yes] that's right" "Right" "[That's] correct"	1	Go to: BR3100_AfterHours_Check ; NeedAssistanceWith = UserRequestedAgent	Never
No		"No [it isn't]" "[No] that's not right"	2	Re-enter Dialog Module and play retry 1 or Nomatch 1 prompt as appropriate for the Dialog Module	Never
Developer Notes					
On a negative confirmation of the "Agent" global command, return to the Dialog Module where the command was issued and play the retry 1 or nomatch 1 prompt as appropriate for the Dialog Module					

6.7

DTMF Collection

6.7.1 General DTMF Usage

DTMF functionality is available by default through ScanSoft's OpenSpeech Dialog Modules in collections where numbers are being collected. Although DTMF functionality is native to the Date DialogModule, it has been decided *not* to advertise its use through the prompting in the application. This will eliminate lengthy or possibly confusing prompts. The underlying DTMF functionality will still reside within the Dialog Module and will be active within the application should a caller enter DTMF digits when prompted for their Date of Birth.

6.7.2 Termination of digit strings using the pound sign

Any state prompting for input of which the DTMF equivalent is a digit string, such as the `<Get_Social_Security_Number> state`, should accept the DTMF 'pound' sign as the immediate terminator of such a string. Naturally, this 'pound' sign should not be taken as part of the actual input or passed on as such to other parts of the application or any databases; it is merely an indicator that the digits before it form the complete numeric input. For example, while 1-5-0-0-0 indicates \$150.00 in states collecting dollar amounts, input of the form 1-5-0-0-0-# is a valid indicator as well of that same amount.

Single-digit DTMF equivalents—such as '1', '2', '3', etc. for menu options—do *not* allow a terminating character.

6.7.3 Invalid DTMF input should be rejected

Any input that does not match to a menu option or other command, or does not match to numeric input prompted for at that point, should be rejected by the application, and lead to the application entering a retry. For example, when a state has only four menu options with DTMF equivalents '1' through '4', we should enter a rejection if someone enters '5' at that point. Another example would be a state asking for a sequence of digits: if someone provides DTMF input that contains an asterisk in the sequence, we should reject that input as well. (An alternative would be to go to *Help* in that situation, since '*' is the DTMF equivalent for it, but it's probably better to just reject digit-strings containing an '*'.) As outlined in the paragraph 6.7.2 above, the DTMF 'pound' sign should be accepted as a valid terminator of digit strings.

Please note that DTMF equivalents of global commands should always be accepted, even if they are not explicitly offered by any of the prompts in a given state. Examples of these are the 'star' sign for *Help* and '0' for an *Associate*.

6.7.4 End-of-DTMF timeout

The application's response time to DTMF input should always be as short as possible, but will depend at any point on whether the DTMF input given so far in a particular state is either clearly *unfinished*, or is *ambiguous*.

An example of clearly unfinished DTMF input would be a caller having entered '1' in a state where digit strings of various lengths can be collected, with the shortest input being a single digit. In this situation we give the caller n seconds to enter the remainder of a possible multi-digit string, where n is specified by some *inter-digit timeout* parameter. After each non-final digit entered by the caller, a countdown will start with a duration indicated by this parameter. If the countdown runs out before the caller has entered the next necessary digit, the application will go into a rejection.

Once the caller has entered the number of digits required to make the input complete—which is 9 digits in the case of an SSN, or 10 digits in case of a US phone number including area code—the application could take that input immediately and parse it, without running the countdown again. However, because the caller may enter the '#' sign to terminate the string, we will look at two variables to determine whether or not we indeed terminate the digit string based upon satisfaction of the number of digits alone:

- 1) *Fixed-length versus not-fixed-length digit strings.* If the expected digit-string is of a fixed length, then we can terminate the string as soon as we have reached the correct number of digits. If its length varies, then we cannot, unless we have reached the maximum allowable length.
- 2) *Next state being a collection state or not.* If the next state in the application is another collection state, and we are *not* using an *inter-digit timeout* after the last digit in a fixed-length or maximum-length string, then we run the risk that any '#' terminator entered by the caller will *not* get detected until the application has moved on to that next collection state. We do not have this risk if the next state is *not listening for input*, for example a database hit, or a play-message with *barge-in* turned off. Only where necessary, we eliminate this risk by using the *inter-digit timeout* even after the last digit of fixed-length or maximum-length string.

In short: we will terminate finished fixed-length and maximum length digit-strings *immediately* when the next state is *not listening for input*, and when the next state *is a collection state*, then for the maximum duration of the *inter-digit timeout* we will wait for a possible '#' terminator. When a '#' terminator is detected, we also *immediately* terminate the string.

Unfinished DTMF input can be ambiguous. This is the case when the digit(s) entered so far can be interpreted as *complete input* for other options or other numeric input. While the input could be considered complete under one interpretation it is *incomplete* under another interpretation, e.g. someone entered a '0' as the first digit of their Social Security Number, but '0' is also used to request an Associate. In this situation too, we use the *inter-digit timeout* to wait for possible further input, unless we have reached the maximum length.

6.7.5

Key-ahead

In any case, when we know that DTMF input is complete for a given context, the application should respond immediately and not run an end-of-DTMF-input countdown. If we were to introduce such a delay after each complete DTMF input, then we would seriously hinder the ability of power-users to comfortably 'key-ahead' through menus.

The so-called 'key-ahead' feature automatically works because of the zero-length timeout upon unambiguous DTMF input. As soon as the

caller hits one of the numbers on the keypad to choose a menu option, the application takes that digit and moves to the next state accordingly. If that response to the DTMF input takes a fraction of a second and the next state is a collection state again, then this next state will automatically take the next digit if it is a voice menu or the next sequence of digits if it is expecting a digit string. If the next state was a database hit instead, for example, then no input will be accepted during the database hit (because the app is not listening for anything), and once the application returns to a collection state, further input is listened for from then on. This means that if that database hit happened to have sub-zero response time, the user could have run right over it using 'key-ahead' and never noticed anything. No key-ahead is possible over database hits that need more time, or over play-states that have barge-in turned off. Naturally, over states expecting variable-length digit-string input, 'key-ahead' can only be achieved by using the '#' terminator.

6.8 Digit-String Playback

Variable digit-strings to be presented to the caller will be passed through a global routine that builds prompt lists to fluently play back Social Security Numbers. Valid input to this function is a string of digits, where a hyphens and spaces can be used to indicate grouping. For example: "017-85-3229". For each hyphen or space, the routine will insert a pause. The prompt set to be used for this consists of the following 1,231 prompts:

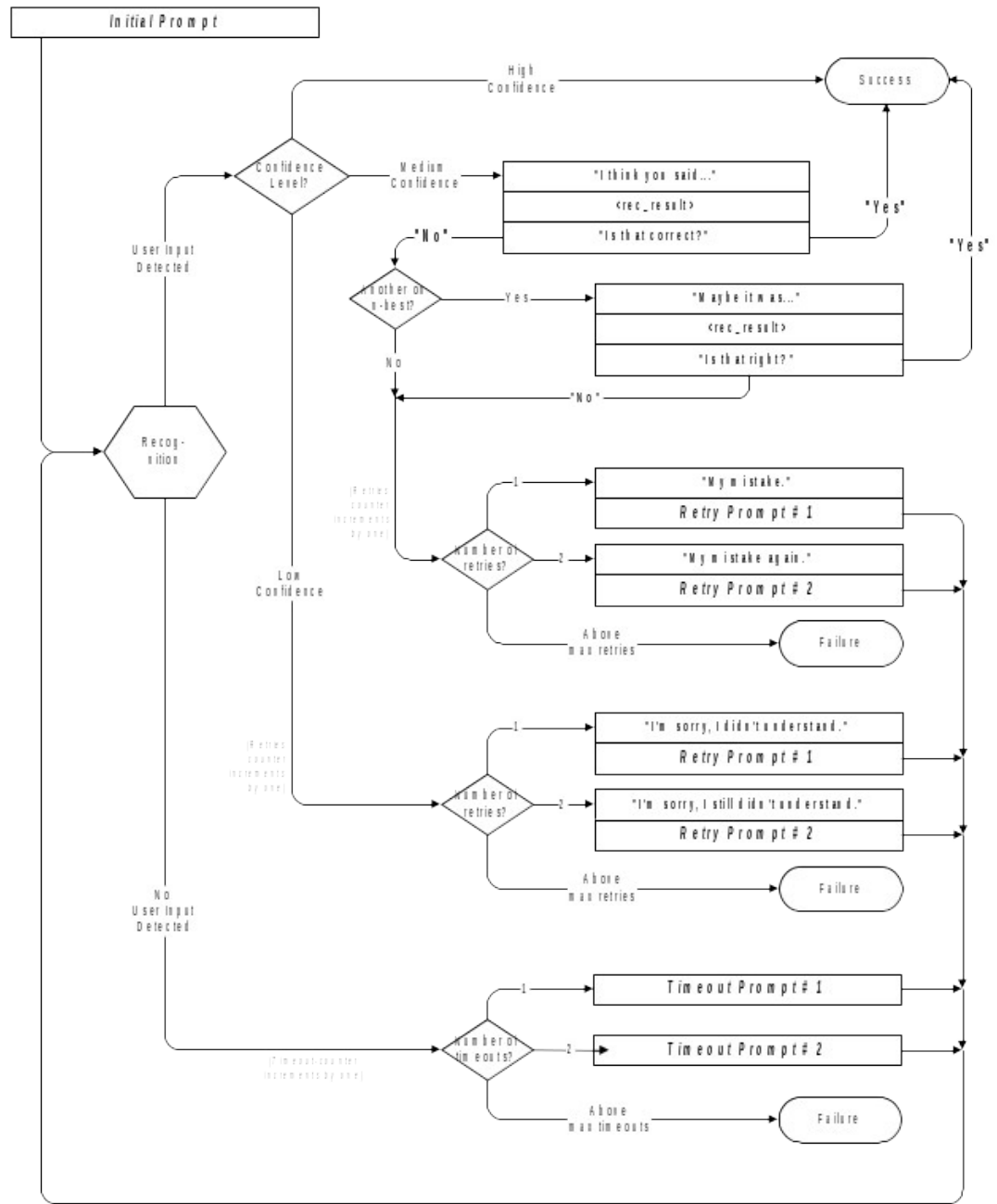
- 1,000 prompts: "...0 0 0, ..." through "...9 9 9, ..." (Non-final intonation)
- 100 prompts: "...0 0, ..." through "...9 9, ..." (Non-final intonation)
- 100 prompts: "...0 0." through "...9 9." (Final intonation)
- 10 prompts: "0..." through "9..." (Rising intonation)
- 10 prompts: "...0, ..." through "...9, ..." (Non-final intonation)
- 10 prompts: "...0." through "...9." (Final intonation)
- 1 prompt: 1/4 second silence.

6.9 Event Logging

Throughout all the User Interface Specifications, each state calls out the event logging that is unique to that state. For an overview of all of Event Logging, including global behavior for events such as what to do if an info token is not available; see the Event Logging section in the Functional Requirements Specification document.

6.10

Internal DialogModule Functionality



Chapter 7: Detailed Dialog Specification

7.1

How to Read the Call-Flow Tables



2100_Finance_Forex_Menu

Speech Input Play Prompt Database Query Branch on Condition

Entering from Item List

2000_Finance_Menu Dialog-Module type

Prompts

Type	Name	Wording
Initial	21001	For which currency would you like to hear the exchange rate for?
Timeout 1	21002	I'm sorry, I didn't hear you. Please say the currency you want an exchange rate for, for example "Sterling Pound".
Timeout 2	21003	I'm sorry, I still didn't hear you. Please say the currency you want to hear the exchange rate for, such as the "Japanese yen", or, to hear a full list to choose from, say "List all currencies".
Retry 1	21004	Please say the currency you want an exchange rate for, for example "Australian dollar".
Retry 2	21005	currency you want to hear the exchange rate for, such as the "Japanese yen", or, to hear a full list to choose from, say "Dutch guilder".
Help	21006	are in the foreign exchange menu. If you specify a currency, such as the "Danish krone", I'll give you the exchange rate for it against the US Dollar.

DTMF Action

DTMF	Action
<currency>	Go to: "2110_Finance_Forex_ExchangeRateInfoMsg"
"List all currencies", "List currencies", "List all", "List them all", "List them"	Go to: "2190_Finance_Forex_CurrenciesListIntro"

Commands DTMF Action

DTMF	Action
"Back up"	Go to: "2000_Finance_Menu"
"Main menu"	Go to: "1000_MainMenu"
"Goodbye"	Go to: "9000_Goodbye_Msg"
"Instructions"	Play prompt, help prompt and then re-enter module, playing prompt, awaiting new user input.
"Operator"	Go to: "8000_Transfer_Msg"

Developer notes

Default

Touch-tone equivalents for global commands

System actions following on global commands

System actions following on user input

Help prompt: typically played when caller asks for help or instructions.

Touch-tone equivalents for user input

Initial prompt: first prompt played when entering the module.

Timeout 1 prompt: played when no response to initial.

Timeout 2 prompt: played when no response to first timeout.

Retry 1 prompt: played when no recognition result from first input.

Retry 2 prompt: played when no recognition result from input after first retry.

Title of this table

Prompts section

User input section


Global commands section

Section to specify the different settings of the module


7.2

Call-Flow Tables


DB0000_Ping_System

Database Query		
Ping system upon entry to ensure the presence of the back end		
Entering from		
N8NN Main Menu		
Condition	Action	
	Go to: <i>BR1000_System_And_Operator_Availability</i>	
Event logging		
AltNameCollected = False; NeedAssistanceWith = NULL		

BR1000_System_And_Operator_Availability

Branch on Condition		
Branch of availability of system and operators.		
Entering from		
DB0000_Ping_System		
Condition	Action	
<i>IF System is unavailable</i>	Go to: <i>BR3100_AfterHours_Check</i> NeedAssistanceWith = SysUnavailable	
<i>Else</i>	Go to: <i>BR1900_Check_Null_Condition</i>	
Event logging		

PP1500_Getting_Help_Operator

		Play Prompt	
Call needs assistance from live operator			
			
Entering from			
BR3100_AfterHours_Check			
Prompts			
Message Numbers	Condition	Name	Wording
15005	<i>NeedAssistanceWith = BadAOR</i>	15001	Alright. To make sure we have your most recent address on file, I'll connect you with an agent. They'll be able to help you with this.
15006	<i>NeedAssistanceWith = ValidationFailure</i>	15002	I'm sorry, but I wasn't able to process your request. Let me connect you to someone who can help you with this. Please hold while I transfer your call.
15007	<i>NeedAssistanceWith = AccountBlocked</i>	15003	Our records show that you requested that your account be blocked from access by this automated system, as well as by the Internet, even with a password, so I'll need to send you to an agent to complete this transaction. If you want to unblock your account, the agent must handle that as well. Hold on while I connect you to someone who can help you with this.
15008	<i>NeedAssistanceWith = SysUnavailable</i>	15004	I'm sorry, but the system is unavailable at this time. Please hold while I transfer your call to someone who can help you.
15009	<i>NeedAssistanceWith = MaxNameRecognitionFailures</i>	15005	Let me connect you with someone who can help you. Please hold while I transfer your call.
15010	<i>NeedAssistanceWith = MaxTimeout</i>	15006	<default> Let me connect you to an agent who can help you. Please hold while I transfer your call.
15011	<i>NeedAssistanceWith = MaxRetry</i>	15007	<default> Let me connect you to an agent who can help. Please hold while I transfer your call.
15012	<i>NeedAssistanceWith = MaxHelp</i>	15009	You know what? Let me connect you to an agent who can help. Please hold while I transfer your call.
15013	<i>NeedAssistanceWith = UserRequestedAgent</i>	15008	Sure. One moment. I'll transfer you to someone who can help.
Condition		Action	
Always		Go to: [TRXF TO AGENT]	
Event logging			
Developer notes			
No barge-in			


BR1900 Check Null Condition




Entering from	
BR1000_System_And_Operator_Availability	
Condition	Action
If TVDC Items to collect= 0	Go to: BR3999 Social Security Check Condition

If TVDC items else	Go to: P2000_Standard_Greeting
--------------------	--------------------------------


P2000_Standard_Greeting

		Play Prompt		
Standard Greeting				
Entering from				
BR1900 Check Null Condition				
Prompts				
Message Number	Condition	Name	Wording	
20004	Entering from SpeakFreely N8NN AND Task=BEVE	20004	I'd be happy to help you get a Benefits Verification letter. To do that, I'll need to ask you up to five questions.	
20005	Entering from SpeakFreely N8NN AND Task=MRC	20005	I'd be happy to help you get a replacement Medicare card. To do that, I'll need to ask you up to five questions.	
Condition		Action		
Always		Go to: BR2988-Attestation Flag Check		
Event logging				
Developer notes				
No barge-in				

BR2988-Attestation Flag Check

		
Entering from		
P2000_Standard_Greeting		
Condition	Action	
If Attestation Flag = 0	Go to: DM2990_AttestationYN	
If Attestation Flag = else	Go to: DM3000_Check_AOR	


DM2990_AttestationYN

		YesNo	
OMB Attestation			
Entering from			
BR2988-Attestation Flag Check			


Prompts					
Message Number	Type	Name	Wording	Barge-in	
29901	Initial-1	29901	<p>Social Security is allowed to collect this information under the Social Security Act. This information collection meets the requirements of the Paperwork Reduction Act under O.M.B. number zero, nine, six, zero, zero, five, nine, six. We estimate that it will take about 10 minutes to listen to the instructions, gather the facts, and answer the questions.</p> <p>Please note that any person who makes a false representation in an effort to alter or obtain information from the Social Security Administration may be punished by a fine or imprisonment, or both.</p>	NO	
29902	Initial-2	29902	Do you understand and agree to these terms?	Yes	
29903	Retry1	29903	[Global Default] Do you understand and agree to these terms? Please say YES or NO.	Yes	
29904	Retry2	29904	[Global Default] Any person who makes a false representation in an effort to alter or obtain information from the Social Security Administration may be punished by a fine or imprisonment, or both. If you understand and agree to these terms, press one. Otherwise press two	Yes	
29905	Timeout1	29905	Sorry, I didn't hear anything. Do you understand and agree to these terms? Please say YES or NO.	Yes	
29906	Timeout2	29906	I'm sorry, but I still didn't hear anything. Any person who makes a false representation in an effort to alter or obtain information from the Social Security Administration may be punished by a fine or imprisonment, or both. Do you understand and agree with these terms? You can say YES or press 1; or NO or press 2.	Yes	
29907	Help	29907	Before we can continue, I need to know that you understand and agree with the following warning. Any person who makes a false representation in an effort to alter or obtain information from the Social Security Administration may be punished by a fine or imprisonment, or both. Do you understand and agree to these terms? You can say YES or press 1, or NO or press 2.	Yes	
00120	Success-1 (Caller says Yes)	00120	Alright.	N/A	
12101	Success-2 (Caller says No or max retry/timeout or Max Help)	12101	Thank you for calling Social Security. Goodbye.	N/A	
Confirmation Option		Vocabulary	DTMF	Action	Confirm.
Yes		Yes and usual synonyms (including "[Yes] I do")	1	Play Success-1 Set Attestation Flag to 1 Go to: DM3000_Check_AOR	Never
No		No and usual synonyms	2	Play Success-2 And then hang up	Never
Reporting					
Record = U-	RECL	-DM_2990-(Call Duration at start),T-RECL-		0000 = Success	
				0001 = Error	

			0002 = Max No Input	-Call duration at process end
			0003 = Max No Match	
			0200 = Caller Hang Up	
Developer notes				


DM3000_Check_AOR

			YesNo	
Check if the caller's address of record is correct				
Entering from				
BR2988-Attestation Flag Check,DM2990_AttestationYN				
Prompts				
Message Numbers	Type	Name	Wording	
30020	Initial	300010	To get started, I want to make sure I'll be sending it to the right place. Have you been at the same mailing address for at least a month?	
30021	Retry 1	300020	< default global .> For the past 30 days, have you been at the same mailing address? Please say "YES" or "NO".	
30022	Retry 2	300030	< default global > If you have been at the same mailing address for at least a month press one. Otherwise, press two	
30023	Timeout 1	300040	I'm sorry but I didn't hear you and I want to make sure you'll receive the mail I send. Have you been at the same mailing address for at least a month? Please say "YES" or "NO".	
30024	Timeout 2	300050	I'm sorry but I still didn't hear you. Please answer "YES" or "NO". For the past 30 days, have you been at the same mailing address?	
30025	Help	300060	Sure. If you've moved recently or your mailing address has changed, it may not be up to date in our records. Have you been at the same mailing address for at least a month? Please answer "YES" or "NO". If you're unsure what to answer, say "Agent" and I'll connect you with someone who can help.	
Option	Vocabulary	DTMF	Action	Confirm.
Yes	"Yes " "[Yes] I have"	1	Go to: BR3999 Social Security Check Condition	<i>Never</i>
No	"No [I haven't]" "No [I have not]"	2	NeedAssistanceWith = BadAOR Go to: DB3050_Check_AOR_Ping	<i>Never</i>
DialogModule parameters				
Parameter			Value	
after_end_of_speech_timeout			500 ms	
before_begin_of_speech_timeout			7,000 ms	
allowing_barge_in			True	
Event logging				
Developer notes				
There are no special developer notes for this DM				


DB3050_Check_AOR_Ping

Database Query		
Message to host for MI = 13 is to be used if caller enters this state.		
Entering from		
DM3000_Check_AOR		
Condition	Action	
	Go to: BR3100_AfterHours_Check	
Event logging		

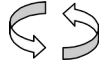
BR3100_AfterHours_Check

Branch on Condition		
Branches on whether operators are standing by.		
Entering from		
DB3050_Check_AOR_Ping BR8000_DB_Request_Validate_1st		
Condition	Action	
If During Hours	Go to: PP1500_Getting_Help_Operator	
If After Hours	Go to: DM11000_ReturnToMain_or_HangUP	
Event logging		
Pass NeedAssistanceWith value onto next state		

BR3999 Social Security Check Condition


		
Entering from		
DM3000_Check_AOR, BR1900 Check Null Condition		
Condition	Action	
If SSN = null	Go to: 4000_Get_SS_Number	
If SSN else	Report V Transactions per module note, Go to: BR4005 Get DoB Check Condition	
Module Notes		
V-MEDI-SSN_1-(duration),T-MEDI-0000-(duration)		

4000_Get_SS_Number


Social Security DialogModule™					
Get the callers Social Security Number					
Entering from					
BR3999 Social Security Check Condition					
Prompts					
Message Number	Type	Name	Wording		
54201	Initial	400010	Please say your Social Security number like this: 1 2 3 – 4 5 – 6 7 8 9, or enter it on your keypad.		
54202	Retry 1	400020	[Global Default] Please say your nine digit social security number quickly like this: 1 2 3 – 4 5 – 6 7 8 9, or enter it on your keypad.		
50203	Retry 2	400030	< default global > Try entering it on the telephone keypad.		
50204	Timeout 1	400040	Sorry. I didn't hear anything. Please enter or say your nine digit social security number now.		
50205	Timeout 2	400050	I'm sorry, but I still didn't hear anything. Try saying your social security number one digit at a time. It works best if you speak at a normal pace. For example: 1 2 3 – 4 5 – 6 7 8 9.		
50206	Help	400060	You can tell me your nine digit social security number by simply saying it one digit at a time. For example: 1 2 3 – 4 5 – 6 7 8 9. It works best if you don't use double digit numbers like sixty-seven or eighty-nine. Please try it again now.		
Option	Vocabulary	DTMF	Action		Confirm.
SSN	<SSN>	<SSN>			Always
Confirmation prompts					
Message Number	Option	Name	Wording	Result	
50207	SSN	400070	This is important, so I want to make sure I have it right. Your social security number is:		
50208		400070b	Okay now I think I've got it right. Your social security number is:		
		<SS_Num>	CPR	1 2 3 – 4 5 – 6 7 8 9	
50209		400071	Is that right?	<i>This is important, so I want to make sure I have it right. Your social security number is: 1 2 3 – 4 5 – 6 7 8 9. Is that right?</i>	
40015	Retry 1	400080	Sorry. I didn't catch that. Please say "YES" if I have the right number.	<i>Sorry. I didn't catch that. Please say "YES" if I have the right number. 1 2 3 – 4 5 – 6 7 8 9. Is that right?</i>	
40016	Timeout 1	400090	I wasn't sure if you said anything. Please say "YES" if I have the right number.	<i>I wasn't sure if you said anything. Please say "YES" if I have the right number. 1 2 3 – 4 5 – 6 7 8 9. Is that right?</i>	
Confirmation Option	Vocabulary	DTMF	Action		Confirm.
Yes	"Yes [it is]" "[Yes] that's right" "Right" "[That's] correct"	1	Go to:BR4005 Get DoB Check Condition		Never
No	"No [it isn't]" "[No] that's not right"	2	Re-enter Dialog Module per default behavior		Never

DialogModule parameters	
Parameter	Value
after_end_of_speech_timeout	2,000 ms
before_begin_of_speech_timeout	7,000 ms
allowing_barge_in	True
Event logging	
Fill semantic item <SS_Num>	
DialogModule Notes	
<ul style="list-style-type: none"> • Area, group or serial number containing only zeros are invalid • Area numbers greater than or equal to 800 are invalid • "Dashes" and "hyphens" should be ignored when uttered by the caller, but these utterances may be discarded by the recognizer itself • DTMF and speech expect 9 digits. It may be possible to speak more than 9 digits, but only nine digits will be recognized <p>Note: Point to non-standard grammar that includes Natural Numbers</p> <p>Set Confidential Flag to TRUE</p>	

BR4005 DOB Check Condition


		
Entering from		
DM4000_Get_SS_Number, BR3999 Social Security Check Condition		
Condition	Action	
If DOB = null	Go to: 5000_Get_DOB	
If DOB else	Report V Transactions per module note, 400- Name Check Condition	
Module Notes		
V-MEDI-DOB_1-(duration),T-MEDI-0000-(duration)		

5000_Get_DOB


Date DialogModule™					
Get the callers Date Of Birth					
Entering from					
BR4005 DOB Check Condition					
Prompts					
Message Number	Type	Name	Wording		
50010	Initial	500010	And what's your date of birth? [big pause] For example, you can say...May 5 th , 1957.		
50011	Retry 1	500020	< default global .> Please tell me your birth date again. It works best if you speak at a normal pace.		
50012	Retry 2	500030	< default global > Try saying the month followed by the date and the year you were born. For example July 4 th , 1976.		
50013	Timeout 1	500040	Sorry, I didn't hear you. Tell me your birth date again.		
50014	Timeout 2	500050	I'm sorry, but I'm still having trouble hearing. I need the month, day and year for your birthday. You know like...July 4 th , 1976.		
50015	Help	500060	Aside from your social security number, I'll need your date of birth. You can say this in a number of ways. For example you can say "July 4 th 1976", or "the fourth of July, 1976" Go ahead. What's <i>your</i> date of birth?		
Option	Vocabulary	DTMF	Action		Confirm.
Date	<date>	<...>			Always
Confirmation prompts					
Message Number	Option	Name	Wording	Result	
50016	Date	500070	Okay, so that's::		
		<Date>	CPR	January 12 th 1931	
50017		500071	Is <i>that</i> right?	Okay, so that's: <January 12 th , 1931>. Is that right?	
50018	Retry 1	500080	Sorry. I didn't catch that. Please say "YES" if I have the right date.	Sorry. I didn't catch that. Please say "YES" if I have the right date. <January 12 th , 1931>. Is <i>that</i> right?	
50019	Timeout 1	500090	I wasn't sure if you said anything. Please say "YES" if I have the right date.	I wasn't sure if you said anything. Please say "YES" if I have the right date. <January 12 th , 1931>. Is that right?	
Confirmation Option	Vocabulary	DTMF	Action		Confirm.
Yes	"Yes [it is]" "[Yes] that's right" "Right" "[That's] correct"	1	Go to: 400- Name Check Condition <i>names_to_collect = LAST_FIRST</i>		Never
No	"No [it isn't]" "[No] that's not right"	2	Re-enter Dialog Module per default behavior		Never
DialogModule parameters					
Parameter			Value		
date_reference_date			System date [yyyymmdd]		
date_range_allowed_earliest			19000101		
date_range_allowed_latest			Today [yyyymmdd]		
date_range_expected_earliest			Today – 75 years [yyyymmdd]		

date_range_expected_latest	Today – 25 year [yyyymmdd]
date_disambiguation_mode	ASSUME_NOTHING
after_end_of_speech_timeout	1,250 ms
before_begin_of_speech_timeout	7,000 ms
allowing_barge_in	True
Event logging	
Fill semantic item <Date_Of_Birth>	
DialogModule Notes	
<ul style="list-style-type: none"> guide callers to use DTMF for the Date of Birth entry, it is enabled. MM/DD/YYYY to be accepted. week is not allowed <p>Set Confidential Flag to TRUE</p>	<p>Although the application does not explicitly</p> <p>Date entry should be in the form of</p> <p>Trim the grammar so that the day of the</p>


400- Name Check Condition

		
Entering from		
BR4005 Get DoB Check Condition. 5000_Get_DOB		
Condition	Action	
If First Name, Last Name = null	Set names to collect to Last_First; Go to: 500_EntryPrompt	
If First Name = else Last Name = null	Report V Transactions per module note, Set names to collect to Last; Go to: 1000-EntryPrompt-Msg	
If First Name = null and Last Name = else	Report V Transactions per module note, Set names to collect to First, Go to: 1020_SayFirstName	
If First Name, Last Name = else	Report V Transactions per module note, Go to: BR5500_Alt_Name_Collected	
Module Notes		
First: V-MEDI-FN_1-(duration),T-MEDI-0000-(duration)		
Last: V-MEDI-LN_1-(duration),T-MEDI-0000-(duration)		

500_EntryPrompt

		Play Prompt	
Explain name collection ground rules to user			
Entering from			
400- Name Check Condition			
Prompts			
Message Number	Name	Wording	
50301	default_name_entryprompt	Now I need your full name. Let's start with your LAST name.	
Condition		Action	
If "names_to_collect" = FIRST or FIRST_LAST		If spelling_only = TRUE	Go to: 1030_SpellFirstNameplaying initialprompt2
		Else	Go to: 1020_SayFirstNameplaying initialprompt1
If "names_to_collect" = LAST or LAST_FIRST		If spelling_only = TRUE	Go to: 1010_SpellLastName playing initialprompt2
		Else	Go to: 1000_SayLastName playing initialprompt1
Module Settings			
No barge-in Note: This is the parameter entry prompt and can be user-specified.			
Developer notes			
This state shares prompting with KBA 1000_EntryPrompt			

1000_SayLastName

CustomContext					
Get the user's last name.					
					
Entering from					
500_EntryPrompt; DM9000_Check_For_Alt_Name, 400- Name Check Condition					
Prompts					
Message Number	Type	Condition		Name	Wording
50304	Initial 1	If from 500_EntryPrompt		default_name_saylast_collection_initialprompt	For now I just need your last name – I'll get your first name later. Please SAY and then SPELL JUST your last name. For example, if your last name was Kusack, you'd say Kusack, K U S A C K. Go ahead.
50305	Initial 2	If from DM9000		default_name_sayandspelllast_collection_initialprompt3	Please say your OTHER LAST name including the spelling. [Short Pause] For example if it was Jones, you'd say "Jones, J O N E S". Go ahead.
50307	Timeout 1	default_name_saylast_collection_noinputprompts1			Sorry, I didn't hear you. Please give me the last name with the spelling.
50308	Timeout 2	default_name_saylast_collection_noinputprompts2			I'm afraid I still can't hear you. Please give me the last name and spell it.
50309	Retry 1	If originally from 500_EntryPrompt	default_name_saylast_collection_nomatchprompts1		<default global> . Please say JUST your last name including the spelling.
50310	Retry 1	If originally from DM9000	default_name_saylast_collection_nomatchprompts2		<default global> Please SPELL your other last name for me, like this: "S M I T H"...
50312	Help	default_name_saylast_collection_helpprompts1			I need you to say the last name and then spell it for me. For example, if the last name was O'Neal, you'd say "O'Neal O N E A L".
Condition	Sub condition	DTMF	Action		Confirm.
Confidence>=high confidence level (High Confidence)	IF names_to_collect = LAST_FIRST		Go to: "1020_SayFirstName"		<i>Never</i>
	ELSE (we're done, see note below)		Go to: "1040_ConfirmName"		
Confidence<high confidence level (Low and Medium Confidence)			Go to: "1010_SpellLastName"		
Failure and Last Name			Go to: "3000_ExitFailurePrompt"		
Failure and Alt Name			Go to: "PP6000_Ready_To_Submit"		
Module Settings					

Note: High confidence → Accept, Medium and Low Confidence → Spell. In the case of low confidence, we ask spelling directly rather than reprompt. Therefore, Nomatch 1 is only played when a caller utters a global command and then negatively confirms a global command.

Note: Test always_ask_spelling parameter. If true, Go to: 1010_SpellLastNameregardless of confidence score.

Note: Test overallconfirmation parameter. If overallconfirmation = NEVER , Go to 4000_ExitSuccessPromptsinstead of going to 1040_Confirmname.


Note: High Confidence should be set to .875

Deactivate global "AGENT" and "HELP" grammar in this DM. This will remove all agent vocabulary items described in section 6.6 from this collection (e.g. "agent", "representative", "operator", etc.)

Developer notes


Set Confidential Flag to TRUE

1010_SpellLastName


			CustomContext
Ask user to spell their last name.			
			
Entering from			
1000_SayLastName, 500_EntryPrompt			
Prompts			
Message Number	Type	Name	Wording
50314	Initial 1 (On entry from 1000_SayLastName) spellingonly = FALSE.	default_name_spelllast_colle ction_initialprompt1	Now please JUST spell that for me, and spell it quickly.
10019	Initial 2 (On entry from 500_EntryPrompt) spellingonly = TRUE.	default_name_spelllast_colle ction_initialprompt2	Please spell your last name, one letter at a time.
10020	Spellingonly=TRUE & namestocollect = FIRST_LAST	default_name_spelllast_colle ction_initialprompt3	Now, spell your "last" name.
50315	Timeout 1	default_name_spelllast_colle ction_noinputprompts1	Sorry I didn't hear you. Using only the letters of the alphabet, please spell your last name quickly, one letter at a time.
50318	Timeout 2	default_name_spelllast_colle ction_noinputprompts2	I'm afraid I still can't hear you. It works best if you use ONLY letters and speak at a quick pace. For example, to spell 'Smith, you don't need to say S as in Sam, M as in Michael, just say S M I T H....try it again.
50319	Retry 1	default_name_spelllast_colle ction_reprompts1	< default global > Using only the letters of the alphabet, please spell your last name quickly. For example, if your name was O'Connor, you would say O C O N N O R. Please spell the last name now.
50322	Retry 2	default_name_spelllast_colle ction_reprompts2	< default global > If the last name has an apostrophe, space or a hyphen in it, you can just skip that. For example, if it's a two part name like Folsom hyphen Jones, you should just drop the hyphen and not worry about capital letters. Just say f-o-l-s-o-m-j-o-n-e-s. Try spelling the last name one more time.
50323	Help	default_name_spelllast_colle ction_helpprompts1	I need you to spell just the last name. If the last name has an apostrophe, space or a hyphen in it, you can just skip that. It works best if you use ONLY letters and speak at a quick pace. For example, to spell Smith, you don't need to say S as in Sam, M as in Michael, just say S M I T H ... try it again. Please spell the last name for me now.
Condition	Action		Confirm.
If names_to_collect = LAST_FIRST	Go to: 1020_SayFirstName		Never
ELSE	Go to: 1040_ConfirmName		
failure	Go to: 3000_ExitFailurePrompt		
Module Settings			
Play success prompt.			

Developer notes
Set Confidential Flag to TRUE


1020_SayFirstName

			CustomContext	
Get the user's first name.				
Entering from				
500_EntryPrompt,1000_SayLastName ,1010_SpellLastName, 400- Name Check Condition				
Prompts				
Message Number	Type	Name	Wording	
50324	Initial	default_name_sayfirst_collection_initiaprompt	Now say and spell your FIRST name. [Short Pause] For example if your first name was Robin, you'd say "Robin, R O B I N". Go ahead.	
50325	Timeout 1	default_name_sayfirst_collection_noinputprompts1	Sorry, I didn't hear you. Please give me your first name with the spelling.	
50326	Timeout 2	default_name_sayfirst_collection_noinputprompts2	I'm afraid I still can't hear you. Please give me your first name and spell it.	
50327	Retry 1	default_name_sayfirst_collection_nomatchprompts1	<default global> Please give me your first name including the spelling.	
50328	Help	default_name_sayfirst_collection_helpprompts1	I need you to say your first name and then spell it for me. For example if your first name was Nick, you'd say "Nick, N I C K".	
Condition	Sub Condition	Action	Confirm.	
Confidence>=high confidence level (High Confidence)	IF names_to_collect =FIRST_LAST	Go to: "1000_SayLastName"	Never	
	Else (see note below)	Go to: "1040_ConfirmName"		
Confidence<high confidence level (Low and Medium Confidence)		Go to: "1030_SpellFirstName"		
failure		Go to: "3000_ExitFailurePrompt"	If necessary	
Module Settings				
Note: High confidence → Accept, Medium and Low Confidence → Spell. In the case of low confidence, we ask spelling directly rather than reprompt. Therefore, Nomatch 1 is only played when a caller utters a global command and then negatively confirms a global command.				
Note: Test "alwaysaskspelling" parameter. If true, Go to: 1030_SpellFirstNameregardless of confidence score.				
Note: Test overallconfirmation parameter. If overallconfirmation = NEVER, Go to 4000_ExitSuccessPromptsinstead of going to 1040_Confirmname.				
Note: High Confidence should be set to .85				
Deactivate global "AGENT" and "HELP" grammar in this DM. This will remove all agent vocabulary items described in section 6.6 from this collection (e.g. "agent", "representative", "operator", etc.)				
Developer notes				
Set Confidential Flag to TRUE				

1030_SpellFirstName

			CustomContext
Ask user to spell first name. 			
Entering from			
1020_SayFirstName, 500_EntryPrompt			
Prompts			
Message Number	Type	Name	Wording
50329	Initial 1 (on entry from 1020_SayFirstName) spellingonly = FALSE	default_name_spellfirst_collection_initialprompt1	Now, please SPELL your first name for me quickly using just the letters in the alphabet.
10032	Initial 2 (On entry from 500_EntryPrompt) spellingonly = TRUE.	default_name_spellfirst_collection_initialprompt2	Please spell your first name, one letter at a time.
10033	Initial 3 Spellingonly=TRUE & namestocollect = LAST_FIRST	default_name_spellfirst_collection_initialprompt3	Now, spell your "first" name.
50330	Timeout 1	default_name_spellfirst_collection_noinputprompts1	Sorry I didn't hear you. Please spell your first name one letter at a time.
50331	Timeout 2	default_name_spellfirst_collection_noinputprompts2	I'm afraid I still can't hear you. Using only the letters of the alphabet, please spell your first name now.
50332	Retry 1	default_name_spellfirst_collection_reprompts1	Saying just the letters of the alphabet, please spell your first name. For example, if your name were Robin, instead of saying R as in Radar, O as in Oscar, you could just say R O B I N. Go ahead. Spell your first name now.
50333	Retry 2	default_name_spellfirst_collection_reprompts2	< default global > Please spell your first name one more time. And remember, please use ONLY the letters of the alphabet and speak quickly. Go ahead.
50334	Help	default_name_spellfirst_collection_helpprompts1	I need you to spell just your first name. If your first name has an apostrophe or a hyphen in it, you can just skip that. Now, go ahead and spell your first name.
Condition		Action	Confirm.
names_to_collect = FIRST_LAST		Go to: "1000_SayLastName"	Never
Else		Go to: 1040_ConfirmName	
failure		Go to: DM3000_Check_AOR	
Module Settings			
Default: Play success prompt.			
Developer notes			
Set Confidential Flag to TRUE			

1040_ConfirmName


			YesNo	
Confirm name collection				
Entering from				
1000_SayLastName, 1010_SpellLastName, 1020_SayFirstName, 1030_SpellFirstName				
Pre-Conditions				
If name to collect = First		Start at msg. # 50336, default_name_lastname		
If name to collect = Last		Start at msg. # 50339, default_name_firstname		
If name to collect = First and Last		Start at msg. # 50336, default_name_lastname		
Prompts				
Message Number	Type	Name	Wording	
50335		Initial on entry	Okay. Let me read that back to you to make sure I've got it right.	
50336	Play this series of prompts if we need to play out the last name	default_name_lastname	Last name:	
			<lastname> or use TTS	
50337		default_name_spelled	Spelled:	
00250			250 ms silence	
			<Letter (1)>...	
00250			250 ms silence	
			...<Letter (2)>...	
00250			250 ms silence	
			...<Letter (N)>...	
00250			250 ms silence	
50338	If no audio is available for the last name, play this prompt instead	default_name_lastnamespelled	Last name spelled...	
50339	Play this series of prompts if we need to play out the first name	default_name_firstname	First name:	
			<firstname> or use TTS	
50340		default_name_spelled	Spelled:	
00250			250 ms silence	
			<Letter (1)>...	
00250			250 ms silence	
			...<Letter (2)>...	
00250			250 ms silence	
			...<Letter (N)>...	
00250			250 ms silence	
50341	If no audio is available for the first name, play this prompt instead	default_name_firstnamespelled	First name spelled...	
50342		default_confirmation_initialprompt_part2	Did I get that right?	
50343	Timeout 1	default_confirmation_noinputprompts1	Sorry I didn't hear you. Did I get the name right? Please say yes or no.	

50344	Timeout 2	default_name_confirmname_collec tion_noinputprompts2	I'm afraid I still can't hear you. Did I understand your name correctly?
50345	Retry 1	default_name_confirmname_collec tion_reprompts1	< default global > Please say "yes" or "no".
50347	Retry 2	default_confirmation_reprompts2	< default global > If 'yes' press one, otherwise press two.
50346	Help	default_name_confirmname_collec tion_helpprompts1	If I got it right, just say "yes", otherwise if I made a mistake, say "no". Now, did I get it right?

Option	Vocabulary	DTMF	Action	Confirm.
Yes	"Yes [you did]" "You did" "[Yes] [that's] right" "[That's] correct" "okay"	1	Go to: 4000_ExitSuccessPrompts	Never
No	"No [you didn't]" "[No] that's wrong" "[No] that's not right" "wrong" "no you did not"	2	Go to: 1050_ConfirmationApology	Never
failure			Go to: 3000_ExitFailurePrompt	


Module Settings
Note: Play the series of prompts in the order specified by the parameter "namestocollect". Note Also: The failure prompt for this state is only played in the case where the DM exited due to maxnoinputs or maxnomatches. Suppress YesNo success prompts.
Developer notes

1050_ConfirmationApology

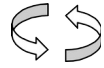
Play Prompt			
User rejected name, apologize, and set up a second try.			
Entering from			
1040_ConfirmName			
Prompts			
Message Number	Condition	Name	Wording
50348	Always	default_name_confirmationap ology	Sorry about that. Let's try again.
Condition		Action	
If names_to_collect = LAST		Go to: 1090_RespellLast	
If names_to_collect = FIRST		Go to: 1070_RespellFirst	
If names_to_collect = LAST_FIRST or FIRST_LAST		Go to: 1060_GetMistake	
Module Settings			
No barge-in			
Developer notes			

--

1060_GetMistake

CustomContext			
Isolate the mistake. First Last or Both			
			
Entering from			
1050_ConfirmationApology			
Prompts Message Number	Type	Name	Wording
50349	Initial	default_name_getmistake_collection_initialprompt	Which part is wrong? The first name, the last name, or both names?
50350	Timeout 1	default_name_getmistake_collection_noinputprompts 1	Sorry I didn't hear you. Which part of the name did I get wrong? "The first name", "the last name", or "both names"?
50360	Timeout 2	default_name_getmistake_collection_noinputprompts 2	I'm afraid I still can't hear you. Please tell me what I got wrong: "the first name", "the last name", or "both names".
50361	Retry 1	default_name_getmistake_collection_reprompts1	<default global> I know I don't have the name right just yet. Please tell me which part is wrong: "the first name", "the last name", or "both names".
50362	Retry 2	default_name_getmistake_collection_reprompts2	<default global> Which part of the name do I need to fix? Please say "the first name", "the last name", or "both".
50363	Help	default_name_getmistake_collection_helpprompts1	I need to know which name I got wrong to correct it. Just say the part of the name that I didn't catch: "the first name", "the last name", or "both names".
	Maxnomatch		N/A Play failure prompt and Go to: 3000_ExitFailurePrompt
Option	Vocabulary	Action	Confirm.
"firstname"	[the]first name	Go to:1070_RespellFirst	
"lastname"	[the]last name	Go to: 1090_RespellLast	
"both"	Both [of them names] the first [name] and the last [name]	If "names_to_collect" = FIRST_LAST	Go to: 1090_RespellLast
		If "names_to_collect" = LAST_FIRST	Go to: 1090_RespellLast
failure		Go to: 3000_ExitFailurePrompt	
Module Settings			
Developer notes			

1070_RespellFirst

CustomContext				
Ask for a respelling of first.				
Entering from				
1050_ConfirmationApology,1060_GetMistake, 1090_RespellLast				
Prompts				
Message Number	Type	Name	Wording	
50367	Initial (if we needed to spell the first name previously)	default_name_respellfirst_collection_initialprompt1	Saying just the letters of the alphabet, please spell your first name again.	
50369	Timeout 1	default_name_spellfirst_collection_noinputprompts1	Sorry I didn't hear you. Please spell your first name one letter at a time.	
50370	Timeout 2	default_name_spellfirst_collection_noinputprompts2	I'm afraid I still can't hear you. Please spell your first name now.	
50371	Retry 1	default_name_spellfirst_collection_reprompts1	< default global > Saying just the letters of the alphabet, please spell your first name. For example, if your name were Robin, instead of saying R as in Radar, O as in Oscar, just say R O B I N. Go ahead. Spell your first name now.	
50372	Retry 2	default_name_spellfirst_collection_reprompts2	< default global > Please spell your first name one more time.	
50373	Help	default_name_spellfirst_collection_helpprompts1	I need you to spell just your first name. If your first name has an apostrophe or a hyphen in it, you can just skip that. Now, go ahead and spell your first name.	
Option		Vocabulary	DTMF	Confirm.
<FirstName>		<alpha input>	N/A	Always
Confirmation Prompts				
Message Number	Option	Name	Wording	Result
50374	Confirm	default_name_confirmation_initialprompt_part1	Okay. I think I've got it right now.	"Okay. I think I've got it right now. First name spelled <...>, Did I get that right?"
50341		default_name_firstnamespelled	First name spelled:	
50342		default_confirmation_initialprompt_part2	Did I get that right?	
00118	command	default_confirmation_initialprompt_part1	I think you said...	"I think you said <...> Did I get that right?"
50342		default_confirmation_initialprompt_part2	Did I get that right?	
Confirmation Options	Vocabulary	DTMF	Action	Confirm.
"Yes"	"Yes [it is]" "[Yes] that's right" "Right" "[That's] correct"	1	Go to: 4000_ExitSuccessPrompts	Never
"No"	"No [it isn't]" "[No] that's not right"	2	Re-enter Dialog Module per default behavior	Never
MaxFailure		N/A	Go to:3000_ExitFailurePrompt	

Module Settings
Note: Confidence Level should be set to .72
Developer notes
Set Confidential Flag to TRUE Set confidence levels to .400

1090_RespellLast

CustomContext	
Get the user's first name.	

Entering from
1050_ConfirmationApology, 1060_GetMistake

Prompts			
Message Number	Type		Wording
50379	Initial (if we needed to spell the last name previously)	default_name_respelllast_collection_initialprompt1	Saying just the letters of the alphabet, please spell your last name again.
50385	Timeout 1	default_name_spelllast_collection_noinputprompts1	Sorry I didn't hear you. Please spell the last name one letter at a time.
50386	Timeout 2	default_name_spelllast_collection_noinputprompts2	I'm afraid I still can't hear you. It works best if you use <i>only</i> letters and speak at a normal pace. For example, to spell 'Smith, don't say S as in Sam, M as in Michael, just say S M I T H....try it again. Please <i>spell</i> your last name for me now.
50387	Retry 1	default_name_spelllast_collection_reprompts1	< default global > Saying just the letters of the alphabet, please spell your last name. For example, if your name were O'Connor, you would say O C O N N O R. Please spell the last name now.
50388	Retry 2	default_name_spelllast_collection_reprompts2	< default global > If your last name has an apostrophe, space or a hyphen in it, you can just skip that. For example, if you have a two part name like Folsom-Jones, you should drop the hyphen and not worry about capital letters. Just say f-o-l-s-o-m-j-o-n-e-s. Try spelling the last name one more time.
50389	Help	default_name_spelllast_collection_helpprompts1	I need you to spell just your last name. If your last name has an apostrophe, space or a hyphen in it, you can just skip that. It works best if you use ONLY letters and speak at a normal pace. For example, to spell 'Smith, you don't need to say S as in Sam, M as in Michael, just say S M I T H ... try it again. Please spell your last name for me now.

Option	Vocabulary	DTMF	Confirm.
<LastName>	<alpha input>	N/A	Always

Confirmation Prompts				
Message Number	Option	Name	Wording	Result
50392	Confirm	default_name_confirmation_initialprompt_part1	Okay. I think I've got it right now.	"Okay. I think I've got it right now. Last name spelled <...>, Did I get that right?"
50340		default_name_lastnamespelled	Last name spelled:	
50342		default_confirmation_initialprompt_part2	Did I get that right?	
00118	command	default_confirmation_initialprompt_part1	I think you said...	"I think you said <...> Did I get that right?"
50342		default_confirmation_initialprompt_part2	Did I get that right?	

Option	Vocabulary	DTMF	Action	Confirm.
---------------	-------------------	-------------	---------------	-----------------

"Yes"	"Yes [it is]" "[Yes] that's right" "Right" "[That's] correct"	1	If "names_to collect" = LAST_FIRST Go to: 1070_RespellFirst	Never
			ELSE Go to: 4000_ExitSuccessPrompts	
"No"	"No [it isn't]" "[No] that's not right"	2	Re-enter the dialog module per default behavior	Never
MaxFailure			Go to: 3000_ExitFailurePrompt	

Module Settings


Note: Confidence Level should be set to .72

Developer notes


Set Confidential Flag to TRUE

Set confidence levels to .400


3000_ExitFailurePrompt

		Play Prompt	
Apologize on exit			
Entering from			
1000_SayLastName , 1010_SpellLastName , 1020_SayFirstName , 1030_SpellFirstName , 1040_ConfirmName , 1060_GetMistake , 1070_RespellFirst , 1090_RespellLast ,			
Prompts			
Message Number	Name	Wording	
50393	default_name_exitfailureprompt	I'm sorry I'm having so much trouble with your name.	
Condition		Action	
		Go to: BR3100_AfterHours_Check NeedAssistanceWith = MaxNameRecognitionFailures	
Module Settings			
No barge-in			
Note: This is the parameter exitfailureprompt and can be configured by setting this parameter.			


4000_ExitSuccessPrompts

Play Prompt			
Get the user's first name.			
Entering from			
1040_ConfirmName, 1070_RespellFirst, 1090_RespellLast			
Prompts			
Message Number	Condition	Name	Wording
00120	If nomatchcount =1	default_successprompts1	Alright.
50294	If nomatchcount =2 Or confirming Alt Name	default_successprompts2	Got it.
50295	If nomatchcount =3	default_successprompts3	Thanks for being patient.
Condition		Action	
Always		Go to: BR5500_Alt_Name_Collected	
Module Settings			
No barge-in Note: This is the exitsuccessprompts parameter and can be configured by setting this parameter.			


BR5500_Alt_Name_Collected

Branch on Condition		
<<In this cell, write your explanation of this Branch on Condition>>		
Entering from		
400- Name Check Condition, 4000_ExitSuccessPrompts		
Condition	Action	
IF AltNameCollected = True	Go to: PP6000_Ready_To_Submit	
Else	Go to: DM9000_Check_For_Alt_Name	
Event logging		
V-MEDI-OtherLastName_1-(duration), T-MEDI-0000-(duration)		


PP6000_Ready_To_Submit

Play Prompt			
Tell caller we're ready to submit information			
Entering from			
BR5500_Alt_Name_Collected, 1000_SayLastName			
Prompts			
Message Number	Name	Wording	
10052	From 4000_ExitSuccess Prompts	60001	I've got everything we need. Hold on while I send off your request.
10053	From DM9000 or BR 1900	60002	Alright. I've got everything we need. Hold on while I send off your request.
Condition		Action	
Always		Go to: DB7000_SubmitRequest	
Event logging			
Developer notes			
No barge-in			


DB7000_SubmitRequest

Database Query			
Send off callers info for the first time for validation			
Entering from			
PP6000_Ready_To_Submit			
Condition	Action		
Always	Go to: BR8000_DB_Request_Validate_1st		
Event logging			

BR8000_DB_Request_Validate_1st


Branch on Condition			
Branch on the return values from DB Dip 1 (DB7000_SubmitRequest_1st)			
Entering from			
DB7000_SubmitRequest			
Condition	Action		
IF DB Returns OK	Go to: PP10000_Task_Complete		
Else if DB returns Account Blocked	NeedAssistanceWith = AccountBlocked Go to: BR3100_AfterHours_Check		
IF DB Rejects	NeedAssistanceWith = ValidationFailure Go to: BR3100_AfterHours_Check		
Event logging			

DM9000_Check_For_Alt_Name


				YesNo	
Check to see if Caller might be listed under an alternate name					
Entering from					
BR8000_DB_Request_Validate_1st					
Prompts					
Message Number	Type	Name	Wording	Barge-in	
10054	Initial	900010	Some people use another last name, such as a professional or maiden name, that might be listed under this social security number.	No	
10092	Initial2		Do you have another last name? Yes or No.	Yes	
10055	Retry 1	900020	< default global.> Would you like me to also check under another last name? Please say "YES" or "NO".	Yes	
10056	Retry 2	900030	< default global > If you think you might be listed under another last name, press one. Otherwise, press two.	Yes	
10057	Timeout 1	900040	I'm sorry, but I didn't hear anything. Would you like me to also check under another last name? Please say "YES" or "NO".	Yes	
55003	Timeout 2	900050	My apologies, but I still didn't hear if you said anything. Please say "YES" if you think you might be listed under another last name, otherwise, say "NO".	Yes	
10058	Help	900060	Before I send off your request, I need to know if you might be listed under an alternate last name. For example you may also have a professional name, or maiden name or one from a previous marriage. Please tell me if you'd like me to include another last name with this request. Please say "YES" or "NO".	Yes	
Option	Vocabulary	DTMF	Action	Confirm.	
Yes	"Yes [please]" "[Yes] I do" "[Yes] I would" "Yeah"	1	Go to: <u>1000_SayLastName</u> <i>NOTE: names_to_collect = LAST; AltNameCollected = True</i>	Never	
No	"No [thanks]" "[No] I don't" "[No] I do not" "[No] I wouldn't" "[No] I would not"	2	Go to: <u>PP6000_Ready_To_Submit</u> <i>AltNameCollected = True</i>	Never	
DialogModule parameters					
Parameter	Value				
after_end_of_speech_timeout	500 ms				
before_begin_of_speech_timeout	7,000 ms				
allowing_barge_in	TRUE (For message 10054 = FALSE) <- Note change from usual setting.				
Event logging					
Developer notes					

Set Confidential Flag to TRUE

PP10000_Task_Complete

Play Prompt			
Acknowledge Task Completion			
Entering from			
BR8000_DB_Request_Validate_1st			
Prompts			
Message Number	Condition	Name	Wording
10089	Task = BEVE	100001	Okay. You're all set. You should receive your Benefits Verification Letter in the mail within two weeks.
10090	Task = MRC	100002	Okay. You're all set. You should receive your Medicare Replacement Card in the mail within four weeks. If you live in Puerto Rico, please allow eight weeks for delivery.
Condition		Action	
Always		Go to: DM14000_Post_Options	
Event logging			
Developer notes			
No barge-in			

DM11000_ReturnToMain_or_HangUP

CustomContext				
Caller needs assistance with something, but operators are not available. Ask if the caller wants to return to the main menu or hang up.				
Entering from				
BR3100_AfterHours_Check				
Prompts				
Message Number	Type	Condition	Name	Wording
10059	Initial	NeedAssistanceWith = SysUnavailable	1100011	I'm sorry; but the system is currently unavailable. I'm afraid you'll have to try your call again later or try during business hours if you'd prefer to speak with an agent. But, if there's anything else you'd like to do, say "MAIN MENU". Otherwise you can say "GOODBYE" or just hang-up.
10061		NeedAssistanceWith = BadAOR	1100012	I'm sorry, but I can't be sure if your new address is in the system yet. I'm afraid you'll need to speak with an agent to complete your request. Please call again during business hours. If there's anything else you'd like to do, say "MAIN MENU". Otherwise you can say "GOODBYE" or just hang-up.
10062		NeedAssistanceWith = ValidationFailure	1100013	I'm sorry, but I couldn't process your request. I'm afraid you'll have to call back and speak with an agent during business hours. In the meantime, if there's anything else you'd like to do, say "MAIN MENU". Otherwise you can say "GOODBYE" or just hang-up.
10063		NeedAssistanceWith = MaxNameRecognition Failures	1100014	Unfortunately there are no agents available at this time. I'm afraid you'll have to call back during business hours. But, if there's anything else you'd like to do, say "MAIN MENU". Otherwise you can say "GOODBYE" or just hang-up.
10064		NeedAssistanceWith = MaxTimeout	1100015	<default> To speak with an agent, please call back during business hours. If there's anything else you'd like to do, say "MAIN MENU". Otherwise you can say "GOODBYE" or just hang-up.
10065		NeedAssistanceWith = MaxRetry	1100016	<default> To speak with an agent I'm afraid you'll have to call back during business hours. If there's anything else you'd like to do, say main menu. Otherwise you can say goodbye, or just hang up
10066		NeedAssistanceWith = UserRequestedAgent	1100017	Unfortunately, our offices are closed. To speak with an agent, please call back during business hours. If there's anything else you'd like to do, say "MAIN MENU". Otherwise you can say "GOODBYE" or just hang-up.
10067		NeedAssistanceWith = MaxHelp	1100019	You know what? You might want to go through this with one of our agents. I'd suggest you try your call during business hours. If there's anything else you'd like to do, say "MAIN MENU". Otherwise you can say "GOODBYE" or just hang-up.

10068		NeedAssistanceWith = AccountBlocked	1100021	Our records show that you requested that your account be blocked from access by this automated system, as well as by the Internet, even with a password, so you'll need an agent to complete this transaction. If you want to unblock your account, the agent must handle that as well. Unfortunately, our offices are closed so you'll have to call back and speak with an agent during business hours. In the mean time, if there's anything else you'd like to do, say "MAIN MENU". Otherwise you can say "GOODBYE" or just hang-up.
10069	Retry 1		1100020	< default global > I'm afraid you'll have to call back and speak with an agent during business hours. In the mean time, if there's anything else you'd like to do, say "MAIN MENU". Otherwise you can say "GOODBYE" or just hang-up.
10071	Retry 2		1100030	< default global > Unfortunately, there are no agents available at this time. I'm afraid you'll have to call back during business hours. But if there's anything else you'd like to do, say "MAIN MENU". Otherwise you can say "GOODBYE" or just hang up.
10072	Timeout 1		1100040	Sorry, I didn't hear you and I'm afraid our offices are currently closed. To speak with an agent, you'll have to call back. If there's anything else you'd like to do, say "MAIN MENU". Otherwise you can say "GOODBYE" or just hang-up.
10073	Timeout 2		1100050	Sorry, I still didn't hear you and I'm afraid our offices are currently closed. To speak with an agent, you'll have to call back. If you'd like to return to the main menu, say "MAIN MENU". If you'd like to end your call you can say "GOODBYE" or simply hang up.
10074	Help		1100060	At this point, I'm afraid our offices are closed, so you'll have to call back if you'd like to speak with an agent. But you do have two other options. You can either say "MAIN MENU", or you can end the call by saying "GOODBYE" or simply hanging up.


Option	Vocabulary	DTMF	Action	Confirm.
MainMenu	"Main Menu"	1	Go to: PP12000_Thanks_Before_Return	If necessary
Goodbye	"Goodbye"	2	Go to: PP13000_Goodbye	If necessary

Confirmation prompts				
Message Number	Option	Name	Wording	
10075	MainMenu	1100080	You said you wanted to return to the 'Main Menu', is that right?	
10076	Goodbye	1100081	You want to end this call; Is that right?	


Confirmation Options	Vocabulary	DTMF	Confirm.
"Yes"	"Yes [it is]" "[Yes] that's right" "Right" "[That's] correct"	1	Never

"No"	"No [it isn't]" "[No] that's not right"	2	Never
DialogModule parameters			
Parameter		Value	
after_end_of_speech_timeout		1,000 ms	
before_begin_of_speech_timeout		7,000 ms	
allowing_barge_in		True	
Event logging			
Developer notes			
On DM11000 MaxTimeout, Max Retry or MaxHelp Go to: PP13000_Goodbye Disable Global Agent Command			


PP12000_Thanks_Before_Return

			Play Prompt	
Thank caller before returning them to the main menu (N8NN).				
Entering from				
DM11000_ReturnToMain_or_HangUP				
Prompts				
Message Number	Condition	Name	Wording	
10077	FOAP flag = 0	120001	Sure. I'll transfer you now. [Closing Audio Icon]	
00250	else	120002	250 milliseconds silence.	
Condition		Action		
Always		Go to: N8NN Main Menu 1100-Main-DM		
Event logging				
Developer notes				
No barge-in				

PP13000_Goodbye

Play Prompt		
Say goodbye to the caller.		
Entering from		
DM11000_ReturnToMain_or_HangUP		
Prompts		
Message Number	Name	Wording
10078	130001	OK. Goodbye. [Closing Audio Icon]
Condition	Action	
Always	Go to: [HANG UP]	
Event logging		
Developer notes		
No barge-in		

DM14000_Post_Options

CustomContext				
Ask if the caller wants to return to the main menu or hang up.				
Entering from				
PP10000_Task_Complete				
Prompts Message Number	Type	Name	Wording	
10079	Initial	1400010	If there's anything else you'd like to do, say "MAIN MENU". Otherwise you can say "GOODBYE" or just hang-up.	
10081	Retry 1	1400020	< default global.> If there's anything else you'd like to do, say "MAIN MENU". Otherwise you can say "GOODBYE" or just hang-up.	
10082	Retry 2	1400030	< default global > If you'd like to return to the main menu, say "MAIN MENU". If you'd like to end your call you can say "GOODBYE" or simply hang up.	
10083	Timeout 1	1400040	Sorry, I didn't hear you. If there's anything else you'd like to do, say "MAIN MENU". Otherwise you can say "GOODBYE" or just hang-up.	
10084	Timeout 2	1400050	Sorry, I still didn't hear you. If you'd like to return to the main menu, say "MAIN MENU". If you'd like to end your call you can say "GOODBYE" or simply hang up.	
10085	Help	1400060	At this point, you have two options. You can either return to the main menu by asking for the "MAIN MENU", or you can end your call by saying "GOODBYE" or hanging up.	
Option	Vocabulary	DTMF	Action	Confirm.
MainMenu	"Main Menu"	1	Go to: PP12000_Thanks_Before_Return	<i>If necessary</i>
Goodbye	"Goodbye",	2	Go to: PP13000_Goodbye	<i>If necessary</i>
Confirmation prompts				
Message Number	Option	Name	Wording	
10086	MainMenu	1400080	You said you wanted to return to the 'Main Menu', is that right?	
10087	Goodbye	1400081	You want to end this call; Is that right?	
Confirmation Options	Vocabulary	DTMF	Confirm.	
"Yes"	"Yes [it is]" "[Yes] that's right" "Right" "[That's] correct"	1	<i>Never</i>	
"No"	"No [it isn't]" "[No] that's not right"	2	<i>Never</i>	
DialogModule parameters				
Parameter	Value			
after_end_of_speech_timeout	1,000 ms			
before_begin_of_speech_timeout	7,000 ms			
allowing_barge_in	True			
Event logging				
Developer notes				

On DM14000 MaxTimeout, Max Retry or MaxHelp Go to: [PP13000_Goodbye](#)
Disable Global Command Grammar

[End of Specification]