

U.S. PRODUCERS' QUESTIONNAIRE

HARDWOOD PLYWOOD FROM CHINA

This questionnaire must be received by the Commission by **August 10, 2017**
See last page for filing instructions.

The information called for in this questionnaire is for use by the United States International Trade Commission in connection with its antidumping and countervailing duty investigations concerning hardwood plywood from China (Inv. Nos. 701-TA-565 and 731-TA-1341 (Final)). The information requested in the questionnaire is requested under the authority of the Tariff Act of 1930, title VII. This report is mandatory and failure to reply as directed can result in a subpoena or other order to compel the submission of records or information in your firm's possession (19 U.S.C. § 1333(a)).

Name of firm _____		
Address _____		
City _____	State _____	Zip Code _____
Website _____		
Has your firm produced hardwood plywood (as defined on next pages) at any time since January 1, 2014?		
<input type="checkbox"/> NO	(Sign the certification below and promptly return only this page of the questionnaire to the Commission)	
<input type="checkbox"/> YES	(Complete all parts of the questionnaire, and return the entire questionnaire to the Commission)	
Return questionnaire via the U.S. International Trade Commission Drop Box by clicking on the following link: https://dropbox.usitc.gov/oinv/. (PIN: HWPW)		

CERTIFICATION

I certify that the information herein supplied in response to this questionnaire is complete and correct to the best of my knowledge and belief and understand that the information submitted is subject to audit and verification by the Commission. By means of this certification I also grant consent for the Commission, and its employees and contract personnel, to use the information provided in this questionnaire and throughout this proceeding in any other import-injury proceedings conducted by the Commission on the same or similar merchandise.

I, the undersigned, acknowledge that information submitted in response to this request for information and throughout this proceeding or other proceedings may be disclosed to and used: (i) by the Commission, its employees and Offices, and contract personnel (a) for developing or maintaining the records of this or a related proceeding, or (b) in internal investigations, audits, reviews, and evaluations relating to the programs, personnel, and operations of the Commission including under 5 U.S.C. Appendix 3; or (ii) by U.S. government employees and contract personnel, solely for cybersecurity purposes. I understand that all contract personnel will sign appropriate nondisclosure agreements

Name of Authorized Official	Title of Authorized Official	Date
Signature	Phone: _____	Email address
	Fax: _____	

PART I.—GENERAL INFORMATION

Background.--This proceeding was instituted in response to petitions filed on November 18, 2016, on behalf of the Coalition for Fair Trade in Hardwood Plywood, which is comprised of Columbia Forest Products (Greensboro, North Carolina); Commonwealth Plywood Inc. (Whitehall, New York); Roseburg Forest Products Co. (Roseburg, Oregon); States Industries Inc. (Eugene, Oregon); and Timber Products Com. (Springfield, Oregon). Antidumping and/or countervailing duties may be assessed on the subject imports as a result of these proceedings if the Commission makes an affirmative determination of injury, threat, or material retardation, and if the U.S. Department of Commerce (“Commerce”) makes affirmative determinations of subsidization and/or dumping. Questionnaires and other information pertinent to this proceeding are available at https://www.usitc.gov/investigations/701731/2017/hardwood_plywood_china/final.htm

Hardwood plywood covered by these investigations is as follows:

The merchandise subject to these investigations is hardwood and decorative plywood, and certain veneered panels as described below. For purposes of this proceeding, hardwood and decorative plywood is defined as a generally flat, multilayered plywood or other veneered panel, consisting of two or more layers or plies of wood veneers and a core, with the face and/or back veneer made of non-coniferous wood (hardwood) or bamboo. The veneers, along with the core may be glued or otherwise bonded together. Hardwood and decorative plywood may include products that meet the American National Standard for Hardwood and Decorative Plywood, ANSI/HPVA HP-1-2016 (including any revisions to that standard).

For purposes of these investigations, a “veneer” is a slice of wood regardless of thickness which is cut, sliced or sawed from a log, bolt, or flitch. The face and back veneers are the outermost veneer of wood on either side of the core irrespective of additional surface coatings or covers as described below.

The core of hardwood and decorative plywood consists of the layer or layers of one or more material(s) that are situated between the face and back veneers. The core may be composed of a range of materials, including but not limited to hardwood, softwood, particleboard, or medium-density fiberboard (MDF).

All hardwood plywood is included within the scope of these investigations regardless of whether or not the face and/or back veneers are surface coated or covered and whether or not such surface coating(s) or covers obscures the grain, textures, or markings of the wood. Examples of surface coatings and covers include, but are not limited to: ultra-violet light cured polyurethanes; oil or oil-modified or water based polyurethanes; wax; epoxy-ester finishes; moisture-cured urethanes; paints; stains; paper; aluminum; high pressure laminate; MDF; medium density overlay (MDO); and phenolic film. Additionally, the face veneer of hardwood plywood may be sanded; smoothed or given a “distressed” appearance through such methods as hand-scraping or wire brushing. All hardwood plywood is included within the scope even if it is trimmed; cut-to-size; notched; punched; drilled; or has underwent other forms of minor processing.

All hardwood and decorative plywood is included within the scope of these investigations, without regard to dimension (overall thickness, thickness of face veneer, thickness of back veneer, thickness of core, thickness of inner veneers, width, or length). However, the most common panel sizes of hardwood and decorative plywood are 1219 x 1829 mm (48 x 72 inches), 1219 x 2438 mm (48 x 96 inches), and 1219 x 3048 mm (48 x 120 inches).

Subject merchandise also includes hardwood and decorative plywood that has been further processed in a third country, including but not limited to trimming, cutting, notching, punching, drilling, or any other processing that would not otherwise remove the merchandise from the scope of the investigations if performed in the country of manufacture of the in-scope product.

The scope of the investigations excludes the following items: (1) structural plywood (also known as "industrial plywood" or "industrial panels") that is manufactured to meet U.S. Products Standard PS 1-09, PS 2-09, or PS 2-10 for Structural Plywood (including any revisions to that standard or any substantially equivalent international standard intended for structural plywood), and which has both a face and a back veneer of coniferous wood; (2) products which have a face and back veneer of cork; (3) multilayered wood flooring, as described in the antidumping duty and countervailing duty orders on Multilayered Wood Flooring from the People's Republic of China, Import Administration, International Trade Administration. See Multilayered Wood Flooring from the People's Republic of China, 76 FR 76,690 (Dec. 8, 2011) (amended final determination of sales at less than fair value and antidumping duty order), and Multilayered Wood Flooring from the People's Republic of China, 76 FR 76,693 (Dec. 8, 2011) (countervailing duty order), as amended by Multilayered Wood Flooring from the People's Republic of China: Amended Antidumping and Countervailing Duty Orders, 77 FR 5,484 (Feb. 3, 2012); (4) multilayered wood flooring with a face veneer of bamboo or composed entirely of bamboo; (5) plywood which has a shape or design other than a flat panel, with the exception of any minor processing described above; (6) products made entirely from bamboo and adhesives (also known as "solid bamboo"); and (7) Phenolic Film Faced Plyform (PFF), also known as Phenolic Surface Film Plywood (PSF), defined as a panel with an "Exterior" or "Exposure 1" bond classification as is defined by The Engineered Wood Association, having an opaque phenolic film layer with a weight equal to or greater than 90g/m³ permanently bonded on both the face and back veneers and an opaque, moisture resistant coating applied to the edges.

Excluded from the scope of these investigations are wooden furniture goods that, at the time of importation, are fully assembled and are ready for their intended uses. Also excluded from the scope of these investigations is "ready to assemble" ("RTA") furniture. RTA furniture is defined as (A) furniture packaged for sale for ultimate purchase by an end-user that, at the time of importation, includes 1) all wooden components (in finished form) required to assemble a finished unit of furniture, 2) all accessory parts (e.g., screws, washers, dowels, nails, handles, knobs, adhesive glues) required to assemble a finished unit of furniture, and 3) instructions providing guidance on the assembly of a finished unit of furniture; (B) unassembled bathroom vanity cabinets, having a space for one or more sinks, that are imported with all unassembled hardwood and hardwood plywood components that have been cut-to-final dimensional component shape/size, painted or stained prior to importation, and stacked within a singled shipping package, except for furniture feet which may be packed and shipped separately; or (C) unassembled bathroom vanity linen closets that are imported with all unassembled hardwood and hardwood plywood components that have been cut-to-final dimensional shape/size, painted or stained prior to importation, and stacked within a single shipping package, except for furniture feet which may be packed and shipped separately.

Excluded from the scope are kitchen cabinets that, at the time of importation, are fully assembled and are ready for their intended uses. Also excluded from the scope of the investigations are RTA kitchen cabinets. RTA kitchen cabinets are defined as kitchen cabinets packaged for sale for ultimate purchase by an end-user that, at the time of importation, includes 1) all wooden components (in finished form) required to assemble a finished unit of cabinetry, 2) all accessory parts (e.g., screws, washers, dowels, nails, handles, knobs, hooks, adhesive glues) required to assemble a finished unit of cabinetry, and 3) instructions providing guidance on the assembly of a finished unit of cabinetry.

Excluded from the scope of these investigations are finished table tops, which are table tops imported in finished form with pre-cut or drilled openings to attach the underframe or legs. The table tops are ready for use at the time of import and require no further finishing or processing.

Excluded from the scope of these investigations are finished countertops that are imported in finished form and require no further finishing or manufacturing.

Excluded from the scope of these investigations are laminated veneer lumber door and window components with (1) a maximum width of 44 millimeters, a thickness from 30 millimeters to 72 millimeters, and a length of less than 2413 millimeters (2) water boiling point exterior adhesive, (3) a modulus of elasticity of 1,500,000 pounds per square inch or higher, (4) finger-jointed or lap-jointed core veneer with all layers oriented so that the grain is running parallel or with no more than 3 dispersed layers of veneer oriented with the grain running perpendicular to the other layers; and (5) top layer machined with a curved edge and one or more profile channels throughout.

Imports of hardwood plywood are primarily entered under the following Harmonized Tariff Schedule of the United States (HTSUS) subheadings: 4412.10.0500; 4412.31.0520; 4412.31.0540; 4412.31.0560; 4412.31.0620; 4412.31.0640; 4412.31.0660; 4412.31.2510; 4412.31.2520; 4412.31.2610; 4412.31.2620; 4412.31.4040; 4412.31.4050; 4412.31.4060; 4412.31.4075; 4412.31.4080; 4412.31.4140; 4412.31.4150; 4412.31.4160; 4412.31.4180; 4412.31.5125; 4412.31.5135; 4412.31.5155; 4412.31.5165; 4412.31.5175; 4412.31.5235; 4412.31.5255; 4412.31.5265; 4412.31.5275; 4412.31.6000; 4412.31.6100; 4412.31.9100; 4412.31.9200; 4412.32.0520; 4412.32.0540; 4412.32.0565; 4412.32.0570; 4412.32.0620; 4412.32.0640; 4412.32.0670; 4412.32.2510; 4412.32.2525; 4412.32.2530; 4412.32.2610; 4412.32.2630; 4412.32.3125; 4412.32.3135; 4412.32.3155; 4412.32.3165; 4412.32.3175; 4412.32.3185; 4412.32.3235; 4412.32.3255; 4412.32.3265; 4412.32.3275; 4412.32.3285; 4412.32.5600; 4412.32.3235; 4412.32.3255; 4412.32.3265; 4412.32.3275; 4412.32.3285; 4412.32.5700; 4412.94.1030; 4412.94.1050; 4412.94.3105; 4412.94.3111; 4412.94.3121; 4412.94.3141; 4412.94.3161; 4412.94.3175; 4412.94.4100; 4412.99.0600; 4412.99.1020; 4412.99.1030; 4412.99.1040; 4412.99.3110; 4412.99.3120; 4412.99.3130; 4412.99.3140; 4412.99.3150; 4412.99.3160; 4412.99.3170; 4412.99.4100; 4412.99.5115; and 4412.99.5710.

Imports of hardwood plywood may also enter under HTSUS subheadings 4412.39.4011; 4412.39.4012; 4412.39.4019; 4412.39.4031; 4412.39.4032; 4412.39.4039; 4412.39.4051; 4412.39.4052; 4412.39.4059; 4412.39.4061; 4412.39.4062; 4412.39.4069; 4412.39.5010; 4412.39.5030; 4412.39.5050; 4412.99.6000; 4412.99.7000; 4412.99.8000; 4412.99.9000; 4412.10.9000; 4412.94.5100; 4412.94.9500; and 4412.99.9500. While the HTSUS subheadings are provided for convenience and customs purposes, the written description of the scope of these investigations is dispositive.

Reporting of information-- If information is not readily available from your records, provide carefully prepared estimates. If your firm is completing more than one questionnaire (i.e., a producer, importer, and/or purchaser questionnaire), you need not respond to duplicated questions.

Confidentiality--The commercial and financial data furnished in response to this questionnaire that reveal the individual operations of your firm will be treated as confidential by the Commission to the extent that such data are not otherwise available to the public and will not be disclosed except as may be required by law (see 19 U.S.C. § 1677f). Such confidential information will not be published in a manner that will reveal the individual operations of your firm; however, general characterizations of numerical business proprietary information (such as discussion of trends) will be treated as confidential business information only at the request of the submitter for good cause shown.

Verification.--The information submitted in this questionnaire is subject to audit and verification by the Commission. To facilitate possible verification of data, please keep all files, worksheets, and supporting documents used in the preparation of the questionnaire response. Please also retain a copy of the final document that you submit.

Release of information.--The information provided by your firm in response to this questionnaire, as well as any other business proprietary information submitted by your firm to the Commission in connection with this proceeding, may become subject to, and released under, the administrative protective order provisions of the Tariff Act of 1930 (19 U.S.C. § 1677f) and section 207.7 of the Commission's Rules of Practice and Procedure (19 CFR § 207.7). This means that certain lawyers and other authorized individuals may temporarily be given access to the information for use in connection with this proceeding or other import-injury proceedings conducted by the Commission on the same or similar merchandise; those individuals would be subject to severe penalties if the information were divulged to unauthorized individuals.

DRAFT

I-1a. **OMB statistics.**--Please report below the actual number of hours required and the cost to your firm of completing this questionnaire.

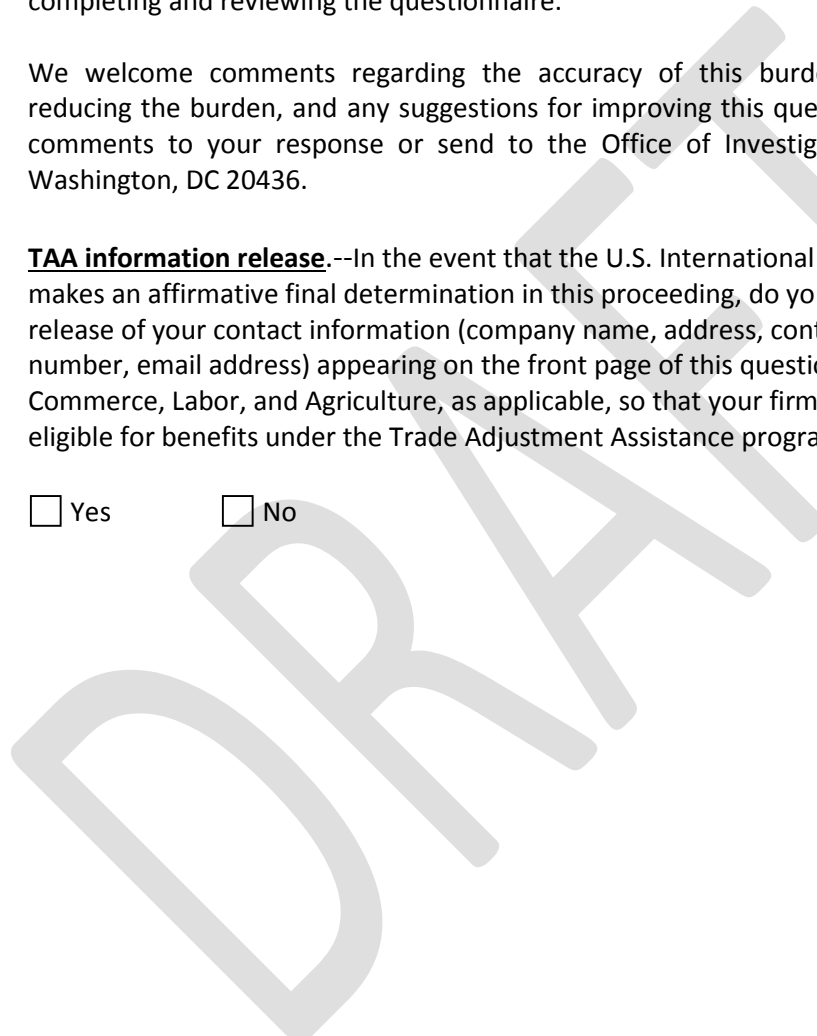
Hours	Dollars

The questions in this questionnaire have been reviewed with market participants to ensure that issues of concern are adequately addressed and that data requests are sufficient, meaningful, and as limited as possible. Public reporting burden for this questionnaire is estimated to average 50 hours per response, including the time for reviewing instructions, gathering data, and completing and reviewing the questionnaire.

We welcome comments regarding the accuracy of this burden estimate, suggestions for reducing the burden, and any suggestions for improving this questionnaire. Please attach such comments to your response or send to the Office of Investigations, USITC, 500 E St. SW, Washington, DC 20436.

I-1b. **TAA information release.**--In the event that the U.S. International Trade Commission (USITC) makes an affirmative final determination in this proceeding, do you consent to the USITC's release of your contact information (company name, address, contact person, telephone number, email address) appearing on the front page of this questionnaire to the Departments of Commerce, Labor, and Agriculture, as applicable, so that your firm and its workers can be made eligible for benefits under the Trade Adjustment Assistance program?

Yes No



I-2. **Establishments covered.**--Provide the city, state, zip code, and brief description of each establishment covered by this questionnaire. If your firm is publicly traded, please specify the stock exchange and trading symbol in the footnote to the table. **Firms operating more than one establishment should combine the data for all establishments into a single report.**

"Establishment"--Each facility of a firm involved in the production of hardwood plywood, including auxiliary facilities operated in conjunction with (whether or not physically separate from) such facilities.

Establishments covered ¹	City, State	Zip (5 digit)	Description
1			
2			
3			
4			
5			
6			
¹ Additional discussion on establishments consolidated in this questionnaire: _____.			

I-3. **Petition support.**--Does your firm support or oppose the petition?

Country	Support	Oppose	Take no position
China (CVD)	<input type="checkbox"/>	<input type="checkbox"/>	<input type="checkbox"/>
China (AD)	<input type="checkbox"/>	<input type="checkbox"/>	<input type="checkbox"/>

I-4. **Ownership.**--Is your firm owned, in whole or in part, by any other firm?

No Yes--List the following information.

Firm name	Address	Extent of ownership (percent)

I-5. **Related importers/exporters.**--Does your firm have any related firms, either domestic or foreign, that are engaged in importing hardwood plywood from China into the United States or that are engaged in exporting hardwood plywood from China to the United States?

No Yes--List the following information.

Firm name	Country	Affiliation

I-6. **Related producers.**--Does your firm have any related firms, either domestic or foreign, that are engaged in the production of hardwood plywood?

No Yes--List the following information.

Firm name	Country	Affiliation

PART II.--TRADE AND RELATED INFORMATION

Further information on this part of the questionnaire can be obtained from Drew Dushkes (202-205-3229, drew.dushkes@usitc.gov). **Supply all data requested on a calendar-year basis.**

- II-1. **Contact information.**-- Please identify the responsible individual and the manner by which Commission staff may contact that individual regarding the confidential information submitted in part II.

Name	
Title	
Email	
Telephone	
Fax	

- II-2. **Changes in operations.**--Please indicate whether your firm has experienced any of the following changes in relation to the production of hardwood plywood since January 1, 2014.

<i>(check as many as appropriate)</i>		<i>(If checked, please describe; leave blank if not applicable)</i>
<input type="checkbox"/>	plant openings	
<input type="checkbox"/>	plant closings	
<input type="checkbox"/>	relocations	
<input type="checkbox"/>	expansions	
<input type="checkbox"/>	acquisitions	
<input type="checkbox"/>	consolidations	
<input type="checkbox"/>	prolonged shutdowns or production curtailments	
<input type="checkbox"/>	revised labor agreements	
<input type="checkbox"/>	other (<i>e.g.</i> , technology)	

II-3a. **Production using same machinery.**-- Please report your firm's production of products made on the same equipment and machinery used to produce hardwood plywood, and the combined production capacity on this shared equipment and machinery in the periods indicated.

"Overall production capacity" or "capacity" – The level of production that your establishment(s) could reasonably have expected to attain during the specified periods. Assume normal operating conditions (i.e., using equipment and machinery in place and ready to operate; normal operating levels (hours per week/weeks per year) and time for downtime, maintenance, repair, and cleanup).

"Production" – All production in your U.S. establishment(s), including production consumed internally within your firm and production for another firm under a toll agreement.

Quantity (in 1,000 square feet)					
Item	Calendar years			January-June	
	2014	2015	2016	2016	2017
Overall production capacity					
Production of:					
Hardwood plywood (in-scope) ¹	0	0	0	0	0
Softwood plywood					
Other products ²					
Total	0	0	0	0	0
¹ Data entered for production of hardwood plywood will populate here once reported in question II-7. See definition of in-scope hardwood plywood on pages 2 and 3. ² Please identify these products: _____.					

II-3b. **Operating parameters.**--The production capacity reported in II-3a is based on operating ____ hours per week, ____ weeks per year.

II-3c. **Capacity calculation.**--Please describe the methodology used to calculate overall production capacity reported in II-3a, and explain any changes in reported capacity.

II-3d. **Production process.**--Please report the quantity of hardwood plywood that your firm produced using a one-step and two-step production process in **calendar year 2016**.

Calendar year 2016	
Item	Quantity (in 1,000 square feet)
Production.--	
Using <u>one-step</u> process	
Using <u>two-step</u> process	

***RECONCILIATION.**--Please ensure that the quantities reported for production of hardwood plywood, by production process, in 2016 equal the quantity reported for production (i.e., line C) in question II-7 during in 2016. If the calculated fields below return values other than zero (i.e., "0"), the data reported must be revised prior to submission to the Commission.*

Reconciliation	Calendar year
	2016
Quantity data from above (one-step + two-step) less production reported in question II-7 (line C) for 2016 = should equal zero ("0"), if not revise.	0

II-3e. **Production constraints.**--Please describe the constraint(s) that set the limit(s) on your firm's production capacity.

II-3f. **Product shifting.**—

(i) Is your firm able to switch production (capacity) between hardwood plywood and other products using the same equipment and/or labor?

No Yes-- (i.e., have produced other products or are able to produce other products). Please identify other actual or potential products:
_____.

(ii) Please describe the factors that affect your firm's ability to shift production capacity between products (e.g., time, cost, relative price change, etc.), and the degree to which these factors enhance or constrain such shifts.

II-4. **Tolling.**--Since January 1, 2014, has your firm been involved in a toll agreement regarding the production of hardwood plywood?

"Toll agreement"--Agreement between two firms whereby the first firm furnishes the raw materials and the second firm uses the raw materials to produce a product that it then returns to the first firm with a charge for processing costs, overhead, etc.

No Yes--Please describe the toll arrangement(s) and name the firm(s) involved

II-5. **Foreign trade zones.**--

(a) **Firm's FTZ operations.**--Does your firm produce hardwood plywood in and/or admit hardwood plywood into a foreign trade zone (FTZ)?

"Foreign trade zone" is a designated location in the United States where firms utilize special procedures that allow delayed or reduced customs duty payments on foreign merchandise. A foreign trade zone must be designed as such pursuant to the rules and procedures set forth in the Foreign-Trade Zones Act.

No Yes--Describe the nature of your firms operations in FTZs and identify the specific FTZ site(s).

(b) **Other firms' FTZ operations.**--To your knowledge, do any firms in the United States import hardwood plywood into a foreign trade zone (FTZ) for use in distribution of hardwood plywood and/or the production of downstream articles?

No/Don't know Yes--Identify the firms and the FTZs.

II-6. **Importer.**--Since January 1, 2014, has your firm imported hardwood plywood?

"Importer" – The person or firm primarily liable for the payment of any duties on the merchandise, or an authorized agent acting on his behalf. The importer may be the consignee, or the importer of record.

No Yes--**COMPLETE AND RETURN A U.S. IMPORTERS' QUESTIONNAIRE**

- II-7. **Production, shipment, and inventory data**--Report your firm's production capacity, production, shipments, and inventories related to the production of hardwood plywood in its U.S. establishment(s) during the specified periods.

"Average production capacity" or "capacity" – The level of production that your establishment(s) could reasonably have expected to attain during the specified periods. Assume normal operating conditions (i.e., using equipment and machinery in place and ready to operate; normal operating levels (hours per week/weeks per year) and time for downtime, maintenance, repair, and cleanup; and a typical or representative product mix).

"Production" – All production in your U.S. establishment(s), including production consumed internally within your firm and production for another firm under a toll agreement.

"Commercial U.S. shipments" –Shipments made within the United States as a result of an arm's length commercial transaction in the ordinary course of business. Report net values (i.e., gross sales values less all discounts, allowances, rebates, prepaid freight, and the value of returned goods) in U.S. dollars, f.o.b. your point of shipment.

"Internal consumption" – Product consumed internally by your firm. Such transactions are valued at fair market value.

"Transfers to related firms" –Shipments made to related domestic firms. Such transactions are valued at fair market value.

"Related firm" –A firm that your firm solely or jointly owns, manages, or otherwise controls.

"Export shipments" –Shipments to destinations outside the United States, including shipments to related firms.

"Inventories" – Finished goods inventory, not raw materials or work-in-progress.

Note: As requested in part I of this questionnaire, please keep all supporting documents/records used in the preparation of the trade data, as Commission staff may contact your firm regarding questions on the trade data. The Commission may also request that your company submit copies of the supporting documents/records (such as production and sales schedules, inventory records, etc.) used to compile these data.

II-7. **Production, shipment, and inventory data.--Continued**

Quantity (in 1,000 square feet) and value (in \$1,000)					
Item	Calendar years			January-June	
	2014	2015	2016	2016	2017
Average production capacity¹ (quantity) (A)					
Beginning-of-period inventories (quantity) (B)					
Production (quantity) (C)					
U.S. shipments:					
Commercial shipments:					
Quantity (D)					
Value (E)					
Internal consumption:					
Quantity (F)					
Value ² (G)					
Transfers to related firms:					
Quantity (H)					
Value ² (I)					
Export shipments:³					
Quantity (J)					
Value (K)					
End-of-period inventories⁴ (quantity) (L)					
<p>¹ The production capacity reported is based on operating _____ hours per week, _____ weeks per year. Please describe the methodology used to calculate production capacity, and explain any changes in reported capacity _____.</p> <p>² Internal consumption and transfers to related firms must be valued at fair market value. In the event that your firm uses a different basis for valuing these transactions, please specify that basis (e.g., cost, cost plus, etc.) and provide value data using that basis for each of the periods noted above: _____.</p> <p>³ Identify your firm's principal export markets: _____.</p>					

RECONCILIATION OF SHIPMENTS, PRODUCTION, AND INVENTORY.--Generally, the data reported for the end-of-period inventories (i.e., line L) should be equal to the beginning-of-period inventories (i.e., line B), plus production (i.e., line C), less total shipments (i.e., lines D, F, H, and J). Please ensure that any differences are not due to data entry errors in completing this form, but rather reflect your firm's actual records; and, also provide explanations for any differences (e.g., theft, loss, damage, record systems issues, etc.) if they exist.

Reconciliation	Calendar years			January-June	
	2014	2015	2016	2016	2017
B + C – D – F – H – J – L = should equal zero ("0") or provide an explanation. ¹	0	0	0	0	0
¹ Explanation if the calculated fields above are returning values other than zero (i.e., "0") but are nonetheless accurate: _____.					

II-8. **Related firms.**--If your firm reported transfers to related firms in question II-7, please indicate the nature of the relationship between your firm and the related firms (*e.g.*, joint venture, wholly owned subsidiary), whether the transfers were priced at market value or by a non-market formula, whether your firm retained marketing rights to all transfers, and whether the related firms also processed inputs from sources other than your firm.

--

II-9. **Channels of distribution.**--Report your firm's commercial U.S. shipments by channel of distribution.

	Quantity (in 1,000 square feet)				
	Calendar years			January-June	
	2014	2015	2016	2016	2017
Channels of distribution:					
Commercial U.S. shipments:					
to distributors (M)					
to big box retailers/home centers (N)					
to other retailers (O)					
to builders (P)					
to other end users (Q)					

RECONCILIATION OF CHANNELS.--Please ensure that the quantities reported for channels of distribution (*i.e.*, lines M, N, O, P, and Q) in each time period equal the quantity reported for commercial U.S. shipments (*i.e.*, line D) in each time period. If the calculated fields below return values other than zero (*i.e.*, "0"), the data reported must be revised prior to submission to the Commission.

	Calendar years			January-June	
	2014	2015	2016	2016	2017
Reconciliation					
M + N + O + P + Q – D = zero ("0"), if not revise.	0	0	0	0	0

II-10. **Commercial U.S. shipments, by thickness of face veneer.**--Report your commercial U.S. shipments of hardwood plywood produced in your U.S. firm according to the **nominal thickness** (gross dry thickness prior to layup and sanding) of the face veneer.

Item	Calendar years			January-June	
	2014	2015	2016	2016	2017
	Quantity (in 1,000 square feet)				
Commercial U.S. shipments by Face veneer thickness (nominal):					
0.6mm and above (R)					
0.5mm – 0.59mm (S)					
0.4mm – 0.49mm (T)					
<0.4mm (U)					

***RECONCILIATION.**--Please ensure that the quantities reported for commercial U.S. shipments, by thickness of face veneer (i.e., lines R, S, T, and U) in each time period equal the quantity reported for commercial U.S. shipments (i.e., line D) in each time period. If the calculated fields below return values other than zero (i.e., "0"), the data reported must be revised prior to submission to the Commission.*

Reconciliation	Calendar years			January-June	
	2014	2015	2016	2016	2017
R + S + T + U - D = should equal zero ("0"), if not revise.	0	0	0	0	0

II-11. **Commercial U.S. shipments, by overall plywood thickness.**—Report your commercial U.S. shipments of hardwood plywood produced in your U.S. firm according to the overall plywood thickness.

Item	Calendar years			January-June	
	2014	2015	2016	2016	2017
	Quantity (in 1,000 square feet)				
Commercial U.S. shipments by: Plywood thickness (nominal):					
20.0mm and above (V)					
16.0mm – 19.99mm (W)					
6.5mm – 15.99mm (X)					
<6.5mm (Y)					

***RECONCILIATION.**—Please ensure that the quantities reported for commercial U.S. shipments, by overall plywood thickness (i.e., lines V, W, X, and Y) in each time period equal the quantity reported for commercial U.S. shipments (i.e., line D) in each time period. If the calculated fields below return values other than zero (i.e., "0"), the data reported must be revised prior to submission to the Commission.*

Reconciliation	Calendar years			January-June	
	2014	2015	2016	2016	2017
V + W + X + Y - D = should equal zero ("0"), if not revise.	0	0	0	0	0

II-12. **Commercial U.S. shipments, by known dedicated end uses.**—Report your commercial U.S. shipments of hardwood plywood produced in your U.S. firm according to dedicated end use.

Item	Calendar years			January-June	
	2014	2015	2016	2016	2017
	Quantity (in 1,000 square feet)				
Commercial U.S. shipments:					
End uses:					
<i>Cabinets (Z)</i>					
<i>Furniture (AA)</i>					
<i>Store/retail fixtures (AB)</i>					
<i>RV/mobile home (AC)</i>					
<i>Architectural work (AD)</i>					
<i>Underlayment (AE)</i>					
<i>Miscellaneous and unknown end uses (AF)^{1 2}</i>					
¹ "Miscellaneous and unknown end uses" should not include laminated product, as lamination is not considered an end use. Please record any laminated product in its ultimate end use category, as well as below in question II-13. ² Please describe the products (if any) your firm is reporting here and indicate why your firm has reported them in this category instead of lines Z through AE:					

RECONCILIATION.—Please ensure that the quantities reported for commercial U.S. shipments, by known dedicated end uses (i.e., lines Z, AA, AB, AC, AD, AE, and AF) in each time period equal the quantity reported for commercial U.S. shipments (i.e., line D) in each time period. If the calculated fields below return values other than zero (i.e., "0"), the data reported must be revised prior to submission to the Commission.

Reconciliation	Calendar years			January-June	
	2014	2015	2016	2016	2017
Z + AA + AB + AC + AD + AE + AF - D = should equal zero ("0"), if not revise.	0	0	0	0	0

II-13. **Lamination.**—Report the percent of your firm's commercial U.S. shipments of hardwood plywood in calendar year 2016 by end use that were laminated.

Item	2016
	Share laminated (percent)
Commercial U.S. shipments:	
End uses:	
<i>Cabinets</i>	%
<i>Furniture</i>	%
<i>Store/retail fixtures</i>	%
<i>RV/mobile home</i>	%
<i>Architectural work</i>	%
<i>Underlayment</i>	%
<i>Miscellaneous and unknown end uses</i>	%

II-14. **Commercial U.S. shipments, by hardwood face veneer species type and grade, in 2016.**—
 Report your commercial U.S. shipments of hardwood plywood produced by your firm according to the hardwood species type and grade (per ANSI/HPVA HP-1-2016), or substantially equivalent grade, of the face veneer **during calendar year 2016**.

Type of face species	Grade						
	AA	A	B	C	D	E	Other
	Quantity (in 1,000 square feet)						
Commercial U.S. shipments.-- Birch face (AG)							
Maple face (AH)							
Oak face (AI)							
Walnut face (AJ)							
Tropical face (including bamboo) (AK)							
Other face (AL)							
Total, commercial U.S. shipments by grade	0	0	0	0	0	0	0

RECONCILIATION.--Please ensure that the quantities reported for commercial U.S. shipments, by hardwood face veneer species type and grade (i.e., lines AG, AH, AI, AJ, AK, and AL) in each time period equal the quantity reported for commercial U.S. shipments (i.e., line D) in each time period. If the calculated fields below return values other than zero (i.e., "0"), the data reported must be revised prior to submission to the Commission.

Reconciliation	Calendar year
	2016
AG + AH + AI + AJ + AK + AL (all columns) - D (for 2016) = should equal zero ("0"), if not revise.	0

II-15. **Commercial U.S. shipments, by type of CORE material.**—Report your commercial U.S. shipments of hardwood plywood based on the type of material utilized in the CORE.

Item	Calendar years			January-June	
	2014	2015	2016	2016	2017
	Quantity (in 1,000 square feet)				
Commercial U.S. shipments:					
<i>Hardwood core (AM)</i>					
<i>Softwood core (AN)</i>					
<i>Bamboo core (AO)</i>					
<i>Other material (particleboard, MDF lumber, etc.) (AP)</i>					

RECONCILIATION.—Please ensure that the quantities reported for commercial U.S. shipments, by type of CORE material (i.e., lines AM, AN, AO, and AP) in each time period equal the quantity reported for commercial U.S. shipments (i.e., line D) in each time period. If the calculated fields below return values other than zero (i.e., "0"), the data reported must be revised prior to submission to the Commission.

Reconciliation	Calendar years			January-June	
	2014	2015	2016	2016	2017
AM + AN + AO + AP - D = should equal zero ("0"), if not revise.	0	0	0	0	0

II-16. **Commercial U.S. shipments, by type of FACE VENEER material.**—Report your commercial U.S. shipments of hardwood plywood based on the type of material utilized in the FACE VENEER.

Item	Calendar years			January-June	
	2014	2015	2016	2016	2017
	Quantity (in 1,000 square feet)				
Commercial U.S. shipments:					
<i>Hardwood veneer (AQ)</i>					
<i>Bamboo veneer (AR)</i>					
<i>Other (AS)</i>					

RECONCILIATION.—Please ensure that the quantities reported for commercial U.S. shipments, by type of FACE VENEER material (i.e., lines AQ, AR, and AS) in each time period equal the quantity reported for commercial U.S. shipments (i.e., line D) in each time period. If the calculated fields below return values other than zero (i.e., "0"), the data reported must be revised prior to submission to the Commission.

Reconciliation	Calendar years			January-June	
	2014	2015	2016	2016	2017
AQ + AR + AS - D = should equal zero ("0"), if not revise.	0	0	0	0	0

II-17. **Employment data.**--Report your firm's employment-related data related to the production of hardwood plywood and provide an explanation for any trends in these data.

"Production and Related Workers" (PRWs) includes working supervisors and all nonsupervisory workers (including group leaders and trainees) engaged in fabricating, processing, assembling, inspecting, receiving, storage, handling, packing, warehousing, shipping, trucking, hauling, maintenance, repair, janitorial and guard services, product development, auxiliary production for plant's own use (e.g., power plant), recordkeeping, and other services closely associated with the above production operations.

Average number employed may be computed by adding the number of employees, both full time and part time, for the 12 pay periods ending closest to the 15th of the month and divide that total by 12. For the January to June periods, calculate similarly and divide by 6.

"Hours worked" includes time paid for sick leave, holidays, and vacation time. Include overtime hours actually worked; do not convert overtime pay to its equivalent in straight time hours.

"Wages paid" --Total wages paid before deductions of any kind (e.g., withholding taxes, old-age and unemployment insurance, group insurance, union dues, bonds, etc.). Include wages paid directly by your firm for overtime, holidays, vacations, and sick leave.

Item	Calendar years			January-June	
	2014	2015	2016	2016	2017
Average number of PRWs (<i>number</i>)					
Hours worked by PRWs (<i>1,000 hours</i>)					
Wages paid to PRWs (<i>\$1,000</i>)					

Explanation of trends:

II-18. **Purchases.**--Other than direct imports, has your firm otherwise purchased hardwood plywood since January 1, 2014?

“Purchase” – A transaction to buy product from a U.S. corporate entity such as another U.S. producer, a U.S. distributor, or a U.S. firm that has directly imported the product.

“Direct import” –A transaction to buy from a foreign supplier where your firm is the importer of record or consignee.

No Yes--Report such purchases below and explain the reasons for your firms' purchases:

(Quantity in 1,000 square feet)					
Item	Calendar years			January-June	
	2014	2015	2016	2016	2017
Purchases from U.S. importers¹ of hardwood plywood from— China					
All other sources					
Purchases from domestic producers²					
Purchases from other sources²					
¹ Please list the name of the importer(s) from which your firm purchased this product. If your firm’s import suppliers differ by source, please identify the source for each listed supplier: _____. ² Please list the name of the producer(s) or U.S. distributor(s) from which your firm purchased this product: _____.					

II-19. **Other explanations.**--If your firm would like to further explain a response to a question in part II that did not provide a narrative box, please note the question number and the explanation in the space provided below. Please also use this space to highlight any issues your firm had in providing the data in this section, including but not limited to technical issues with the MS Word questionnaire.

PART III.--FINANCIAL INFORMATION

Address questions on this part of the questionnaire to Emily Kim (202-205-1800, emily.kim@usitc.gov).

III-1. **Contact information.**--Please identify the responsible individual and the manner by which Commission staff may contact that individual regarding the confidential information submitted in part III.

Name	
Title	
Email	
Telephone	
Fax	

III-2. **Accounting system.**--Briefly describe your firm's financial accounting system.

A. When does your firm's fiscal year end (month and day)? _____
 If your firm's fiscal year changed during the data-collection period, explain below:

B.1. Describe the lowest level of operations (e.g., plant, division, company-wide) for which financial statements are prepared that include hardwood plywood:

2. Does your firm prepare profit/loss statements for hardwood plywood?:
 Yes No

3. How often did your firm (or parent company) prepare financial statements (including annual reports, 10Ks)? Please check relevant items below.
 Audited, unaudited, annual reports, 10Ks, Monthly,
 quarterly, semi-annually, annually

4. Accounting basis: GAAP, cash, tax, or other comprehensive basis of accounting (specify) _____

Note: As requested in part I of this questionnaire, please keep all supporting documents/records used in the preparation of the financial data, as Commission staff may contact your firm regarding questions on the financial data. The Commission may also request that your company submit copies of the supporting documents/records (financial statements, including internal profit-and-loss statements for the division or product group that includes hardwood plywood, as well as specific statements and worksheets) used to compile these data.

III-3. **Cost accounting system.**--Briefly describe your firm's cost accounting system (e.g., standard cost, job order cost, etc.).

III-4. **Allocation basis.**--Briefly describe your firm's allocation basis, if any, for COGS, SG&A, and interest expense and other income and expenses.

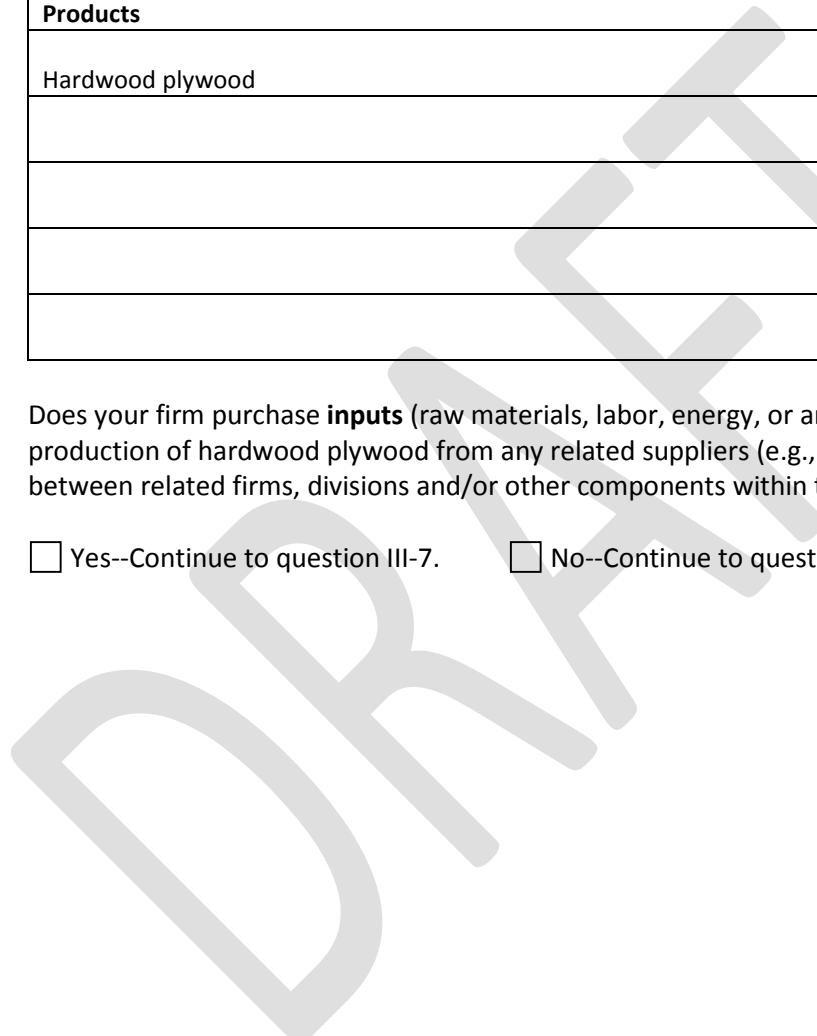
--

III-5. **Product listing.**--Please list the products your firm produced in the facilities in which your firm produced hardwood plywood, and provide the share of net sales accounted for by these products in your firm's most recent fiscal year.

Products	Share of sales
Hardwood plywood	%
	%
	%
	%
	%

III-6. Does your firm purchase **inputs** (raw materials, labor, energy, or any services) used in the production of hardwood plywood from any related suppliers (e.g., inclusive of transactions between related firms, divisions and/or other components within the same company)?

- Yes--Continue to question III-7.
 No--Continue to question III-9a.



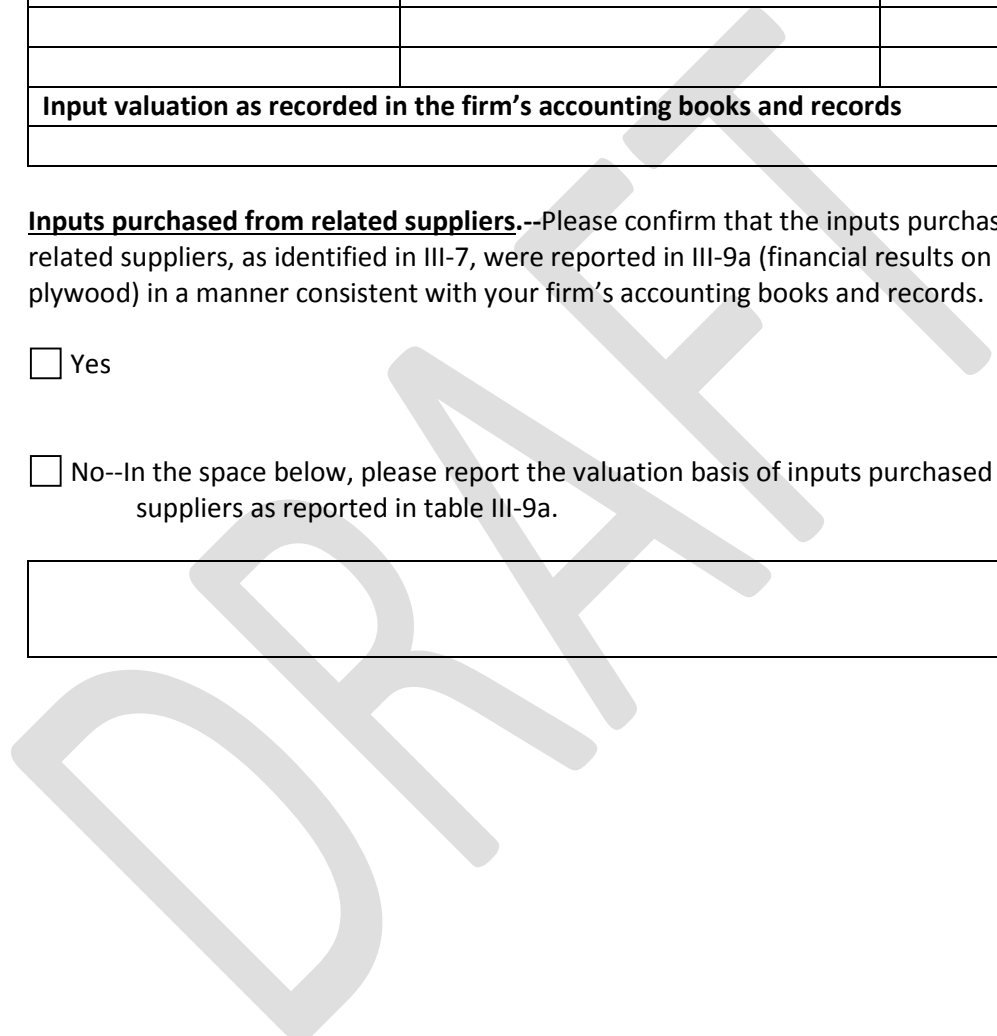
III-7. **Inputs from related suppliers.**--Please identify the inputs used in the production of hardwood plywood that your firm purchases from related suppliers and that are reflected in table III-9a. For "Share of total COGS" please report this information by relevant input on the basis of your most recently completed fiscal year. For "Input valuation" please describe the basis, as recorded in your company's own accounting system, of the purchase cost from the related supplier; e.g., the related supplier's actual cost, cost plus, negotiated transfer price to approximate fair market value.

Input	Related supplier	Share of total COGS
Input valuation as recorded in the firm's accounting books and records		

III-8. **Inputs purchased from related suppliers.**--Please confirm that the inputs purchased from related suppliers, as identified in III-7, were reported in III-9a (financial results on hardwood plywood) in a manner consistent with your firm's accounting books and records.

Yes

No--In the space below, please report the valuation basis of inputs purchased from related suppliers as reported in table III-9a.



III-9a. **Operations on hardwood plywood.**--Report the revenue and related cost information requested below on the hardwood plywood operations of your firm's U.S. establishment(s).¹ **Do not report resales of products. Note that internal consumption and transfers to related firms must be valued at fair market value. Input purchases from related suppliers should be consistent with and based on information in the firm's accounting books and records.** Provide data for your firm's three most recently completed fiscal years, and for the specified interim periods.

Quantity (in 1,000 square feet) and value (in \$1,000)					
Item	Fiscal years ended--			January-June	
	2014	2015	2016	2016	2017
Net sales quantities: ²					
Commercial sales ("CS")					
Internal consumption ("IC")					
Transfers to related firms ("Transfers")					
Total net sales quantities	0	0	0	0	0
Net sales values: ²					
Commercial sales					
Internal consumption					
Transfers to related firms					
Total net sales values	0	0	0	0	0
Cost of goods sold (COGS): ³					
Raw materials					
Direct labor					
Other factory costs					
Total COGS	0	0	0	0	0
Gross profit or (loss)	0	0	0	0	0
Selling, general, and administrative (SG&A) expenses:					
Selling expenses					
General and administrative expenses					
Total SG&A expenses	0	0	0	0	0
Operating income (loss)	0	0	0	0	0
Other expenses and income:					
Interest expense					
All other expense items					
All other income items					
Net income or (loss) before income taxes	0	0	0	0	0
Depreciation/amortization included above					
¹ Include only sales (whether domestic or export) and costs related to your U.S. manufacturing operations. ² Less discounts, returns, allowances, and prepaid freight. The quantities and values should approximate the corresponding shipment quantities and values reported in part II of this questionnaire. ³ COGS (whether for domestic or export sales) should include costs associated with CS, IC, and Transfers.					

Note -- The table above contains calculations that will appear when you have entered data in the MS Word form fields.

III-9b. **Financial data reconciliation.**--The calculable line items from question III-9a (*i.e.*, total net sales quantities and values, total COGS, gross profit (or loss), total SG&A, and net income (or loss)) have been calculated from the data submitted in the other line items. Do the calculated fields return the correct data according to your firm's financial records ignoring non-material differences that may arise due to rounding?

Yes No--If the calculated fields do not show the correct data, please double check the feeder data for data entry errors and revise.

Also, check signs accorded to the post operating income line items; the two expense line items should report positive numbers (*i.e.*, expenses are positive and incomes or reversals are negative--instances of the latter should be rare in those lines) while the income line item also in most instances should have its value be a positive number (*i.e.*, income is positive, expenses or reversals are negative).

If after reviewing and potentially revising the feeder data your firm has provided, the differences between your records and the calculated fields persist please identify and discuss the differences in the space below.

III-10. **Nonrecurring items (charges and gains) included in hardwood plywood financial results.**--For each annual and interim period for which financial results are reported in question III-9a, please specify all material (significant) nonrecurring items (charges and gains) in the schedule below, the specific table III-9a line item where the nonrecurring items are included, a brief description of the relevant nonrecurring items, and the associated values (*in \$1,000*), as reflected in table III-9a; *i.e.*, if an aggregate nonrecurring item has been allocated to table III-9a, only the allocated value amount included in table III-9a should be reported in the schedule below. Note: The Commission's objective here is to gather information only on material (significant) nonrecurring items which impacted the reported financial results of the subject product in table III-9a.

	Fiscal years ended--			January-June	
	2014	2015	2016	2016	2017
Nonrecurring item: In this column please provide a brief description of each nonrecurring item and indicate the specific line item in table III-9a where the nonrecurring item is classified.	Nonrecurring item: In these columns please report the amount of the relevant nonrecurring item reported in table III-9a.				
	Value (\$1,000)				
1. , classified as					
2. , classified as					
3. , classified as					
4. , classified as					
5. , classified as					
6. , classified as					
7. , classified as					

III-11. **Classification of identified nonrecurring items (charges and gains) in the accounting books and records of the company.**--If non-recurring items were reported in table III-10 above, please identify where your company recorded these items in your accounting books and records in the normal course of business; i.e., just as responses to question III-10 identify where these items are reported in table III-9a.

--

III-12. **Asset values.**--Report the total assets (i.e., both current and long-term assets) associated with the production, warehousing, and sale of hardwood plywood. If your firm does not maintain some or all of the specific asset information necessary to calculate total assets for hardwood plywood in the normal course of business, please estimate this information based upon a method (such as production, sales, or costs) that is consistent with relevant cost allocations in table III-9a. Provide data as of the end of your firm's three most recently completed fiscal years.

Note: Total assets should reflect net assets after any accumulated depreciation and allowances deducted.

Total assets should be allocated to the subject products if these assets are also related to other products. Please provide a brief explanation if there are any substantial changes in total asset value during the period; e.g., due to asset write-offs, revaluation, and major purchases.

Value (in \$1,000)			
Item	Fiscal years ended--		
	2014	2015	2016
Total assets (net) ¹			
¹ Describe _____			

III-13. **Capital expenditures and research and development expenses.**--Report your firm's capital expenditures and research and development expenses for hardwood plywood. Provide data for your firm's three most recently completed fiscal years, and for the specified interim periods.

Value (in \$1,000)					
Item	Fiscal years ended--			January-June	
	2014	2015	2016	2016	2017
Capital expenditures					
Research and development expenses					
¹ Please describe the nature, focus, and significance of your firm's capital expenditures on the subject product.					
² Please describe the nature, focus, and significance of your firm's R&D expenses related to subject product.					

III-14. **Data consistency and reconciliation.**--Please indicate whether your firm's financial data for questions III-9a, 12, and 13 are based on a calendar year or on your firm's fiscal year:

Calendar year	Fiscal year	Specify fiscal year
<input type="checkbox"/>	<input type="checkbox"/>	

Please note the quantities and values reported in question III-9a should reconcile with the data reported in question II-7 (including export shipments) as long as they are reported on the same calendar year basis.

RECONCILIATION OF TRADE VS FINANCIAL DATA.--Please ensure that the quantities and values reported for total shipments in part II equal the quantities and values reported total net sales in part III of this questionnaire in each time period unless the financial data from part III are reported on a fiscal year basis, in which case only the interim periods must reconcile. If the calculated fields below return values other than zero (i.e., "0") and both are being reported on a calendar basis, please explain the discrepancy below.

Reconciliation	Full year data			Partial year periods	
	2014	2015	2016	2016	2017
Quantity: Trade data from part II less financial data from part III, = zero ("0") except as noted above.	0	0	0	0	0
Value: Trade data from part II less financial data from part III, = zero ("0") except as noted above.	0	0	0	0	0

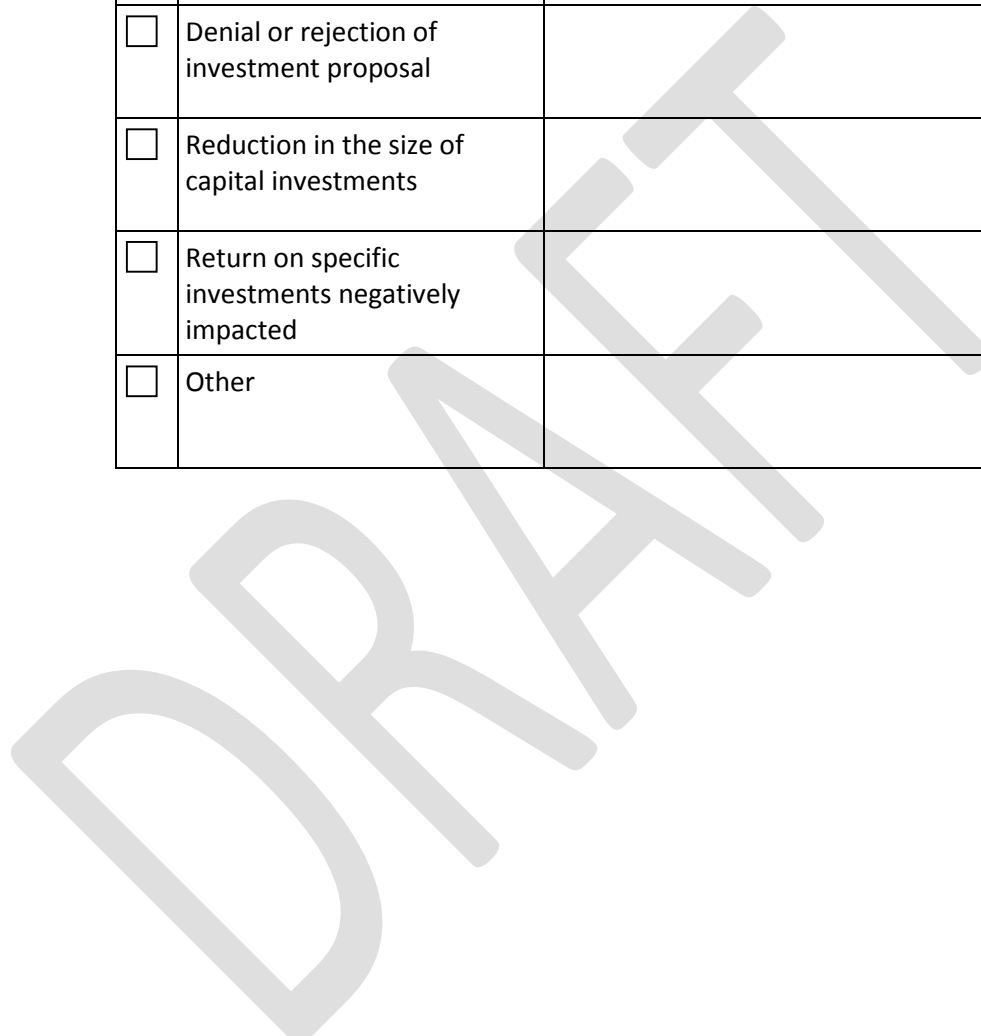
Do these data in question III-9a reconcile with data in question II-7?

Yes	No	If no, please explain.
<input type="checkbox"/>	<input type="checkbox"/>	

III-15. **Effects of imports on investment.**--Since January 1, 2014, has your firm experienced any actual negative effects on its return on investment or the scale of capital investments as a result of imports of hardwood plywood from China?

- No Yes--My firm has experienced actual negative effects as follows:

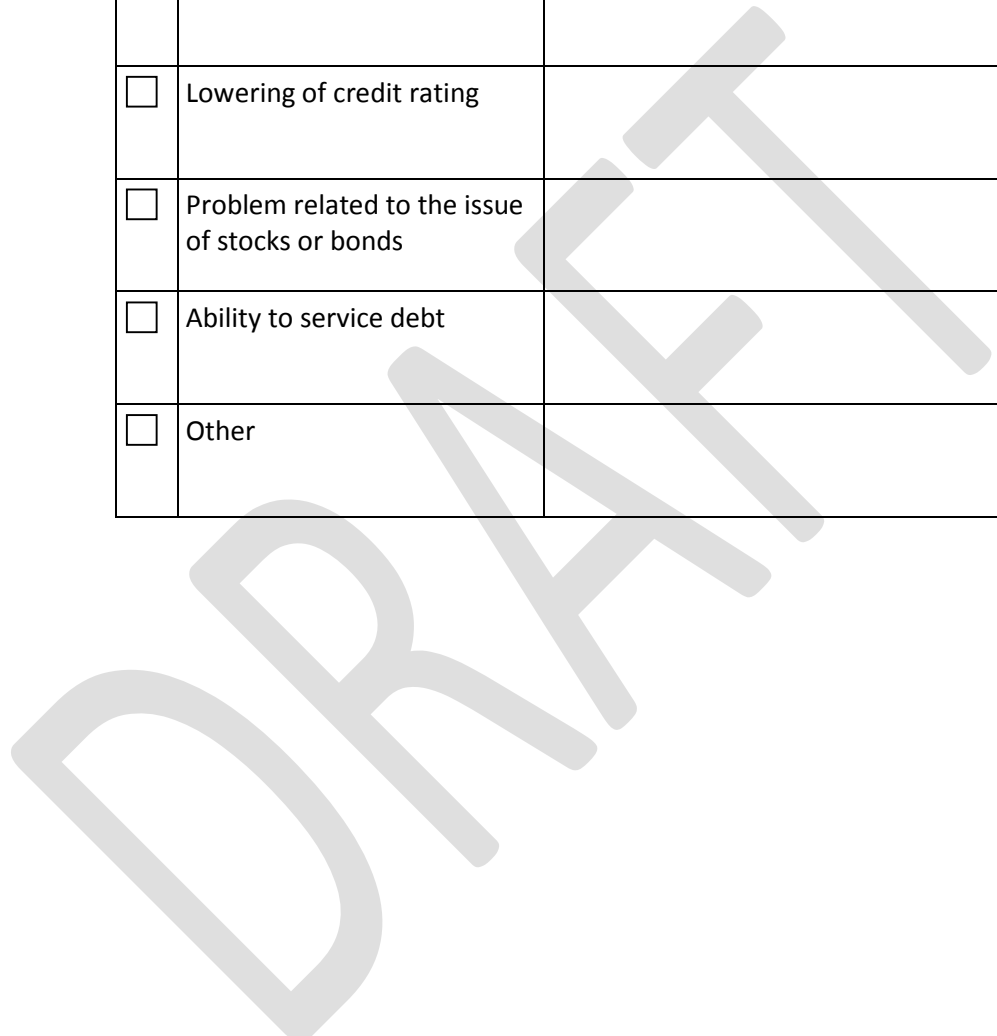
<i>(check as many as appropriate)</i>		<i>(please describe)</i>
<input type="checkbox"/>	Cancellation, postponement, or rejection of expansion projects	
<input type="checkbox"/>	Denial or rejection of investment proposal	
<input type="checkbox"/>	Reduction in the size of capital investments	
<input type="checkbox"/>	Return on specific investments negatively impacted	
<input type="checkbox"/>	Other	



III-16. **Effects of imports on growth and development.**--Since January 1, 2014, has your firm experienced any actual negative effects on its growth, ability to raise capital, or existing development and production efforts (including efforts to develop a derivative or more advanced version of the product) as a result of imports of hardwood plywood from China?

- No Yes--My firm has experienced actual negative effects as follows:

<i>(check as many as appropriate)</i>		<i>(please describe)</i>
<input type="checkbox"/>	Rejection of bank loans	
<input type="checkbox"/>	Lowering of credit rating	
<input type="checkbox"/>	Problem related to the issue of stocks or bonds	
<input type="checkbox"/>	Ability to service debt	
<input type="checkbox"/>	Other	



III-17. **Anticipated effects of imports.**--Does your firm anticipate any negative effects due to imports of hardwood plywood from China?

No	Yes	If yes, my firm anticipates negative effects as follows:
<input type="checkbox"/>	<input type="checkbox"/>	

III-18. **Other explanations.**--If your firm would like to further explain a response to a question in part III that did not provide a narrative box, please note the question number and the explanation in the space provided below. Please also use this space to highlight any issues your firm had in providing the data in this section, including but not limited to technical issues with the MS Word questionnaire.

--

DRAFT

PART IV.--PRICING AND MARKET FACTORS

Further information on this part of the questionnaire can be obtained from Lauren Gamache (202-205-3489, lauren.gamache@usitc.gov).

IV-1. **Contact information.**--Please identify the individual that Commission staff may contact regarding the confidential information submitted in part IV.

Name	
Title	
Email	
Telephone	
Fax	

PRICE DATA

IV-2. This question requests quarterly quantity and value data for your firm's commercial shipments to unrelated U.S. customers since January 1, 2014 of the following products produced by your firm.

Product 1.-- 12 mm (1/2") thickness (actual or nominal), 4x8 panel size, Birch face (whether white birch, natural birch or artisan birch; whole piece), face Grade C/D+ or substantially equivalent, Birch back (whether white birch, natural birch or artisan birch), back grade 2/3 or substantially equivalent, veneer core, unfinished.

Product 2.-- 12 mm (1/2") thickness (actual or nominal), 4x8 panel size, Birch face (whether white birch, natural birch or artisan birch; whole piece), face Grade C/D+ or substantially equivalent, Birch back (whether white birch, natural birch or artisan birch), back grade 2/3 or substantially equivalent, veneer core, prefinished.

Product 3.-- 18 mm (3/4") thickness (actual or nominal), 4x8 panel size, Birch face (whether white birch, natural birch or artisan birch), face Grade C/D+ or substantially equivalent, Birch back (whether white birch, natural birch or artisan birch), back grade 2/3 or substantially equivalent, veneer core, unfinished.

Product 4.-- 5.2 mm (1/4") thickness (actual or nominal), 4x8 panel size, Maple face (whether plain or rotary sliced), face Grade B or substantially equivalent, Maple back (whether plain or rotary sliced), back grade 2/3 or substantially equivalent, veneer core, unfinished.

Product 5.-- 18 mm (3/4") thickness (actual or nominal), 4x8 panel size, Birch face (whether white birch, natural birch or artisan birch), face Grade C/D+ or substantially equivalent, Birch back (whether white birch, natural birch or artisan birch), back grade 2/3 or substantially equivalent, veneer core, prefinished.

Product 6.-- 5.2 mm (1/4") thickness (actual or nominal), 4x8 panel size, Birch face (whether plain or rotary sliced), face Grade C or substantially equivalent, back face of Birch or other, Grade 2/3 or substantially equivalent, veneer core, unfinished.

Please note that values should be f.o.b., U.S. point of shipment and should not include U.S.-inland transportation costs. Values should reflect the *final net* amount paid to your firm (i.e., should be net of all deductions for discounts or rebates).

During January 2014-June 2017, did your firm produce and sell to unrelated U.S. customers any of the above listed products (or any products that were competitive with these products)?

<input type="checkbox"/>	Yes. --Please complete the following pricing data table as appropriate.
<input type="checkbox"/>	No. --Skip to question IV-3.

IV-2. **Price data.**--Report below the quarterly price data¹ for pricing products² produced and sold by your firm.

Report data in actual square feet and actual dollars (not 1,000s).

<i>(Quantity in square feet, value in dollars)</i>						
Period of shipment	Product 1		Product 2		Product 3	
	Quantity	Value	Quantity	Value	Quantity	Value
2014:						
January-March						
April-June						
July-September						
October-December						
2015:						
January-March						
April-June						
July-September						
October-December						
2016:						
January-March						
April-June						
July-September						
October-December						
2017:						
January-March						
April-June						

¹ Net values (*i.e.*, gross sales values less all discounts, allowances, rebates, prepaid freight, and the value of returned goods), f.o.b. your firm's U.S. point of shipment.

² Pricing product definitions are provided on the first page of part IV.

Note.--If your firm's product does not exactly meet the product specifications but is competitive with the specified product, provide a description of your firm's product. Also, please explain any anomalies in your firm's reported pricing data.

Product 1:
Product 2:
Product 3:

Table continued.

IV-2. **Price data.**--(continued).

Report data in actual square feet and actual dollars (not 1,000s).

(Quantity in square feet, value in dollars)						
Period of shipment	Product 4		Product 5		Product 6	
	Quantity	Value	Quantity	Value	Quantity	Value
2014:						
January-March						
April-June						
July-September						
October-December						
2015:						
January-March						
April-June						
July-September						
October-December						
2016:						
January-March						
April-June						
July-September						
October-December						
2017:						
January-March						
April-June						

¹ Net values (i.e., gross sales values less all discounts, allowances, rebates, prepaid freight, and the value of returned goods), f.o.b. your firm's U.S. point of shipment.

² Pricing product definitions are provided on the first page of part IV.

Note.--If your firm's product does not exactly meet the product specifications but is competitive with the specified product, provide a description of your firm's product. Also, please explain any anomalies in your firm's reported pricing data.

Product 4:
Product 5:
Product 6:

Pricing data methodology.--Please describe the method and the kinds of documents/records that were used to compile your price data.

Note: As requested in part I of this questionnaire, please keep all supporting documents/records used in the preparation of the price data, as Commission staff may contact your firm regarding questions on the price data. The Commission may also request that your company submit copies of the supporting documents/records (such as sales journal, invoices, etc.) used to compile these data.

IV-3. **Price setting.**--How does your firm determine the prices that it charges for sales of hardwood plywood (*check all that apply*)? If your firm issues price lists, please submit sample pages of a recent list.

Transaction by transaction	Contracts	Set price lists	Other	If other, describe
<input type="checkbox"/>	<input type="checkbox"/>	<input type="checkbox"/>	<input type="checkbox"/>	

IV-4. **Discount policy.**--Please indicate and describe your firm's discount policies (*check all that apply*).

Quantity discounts	Annual total volume discounts	No discount policy	Other	Describe
<input type="checkbox"/>	<input type="checkbox"/>	<input type="checkbox"/>	<input type="checkbox"/>	

IV-5. **Pricing terms.**--

(a) What are your firm's typical sales terms for its U.S.-produced hardwood plywood?

Net 30 days	Net 60 days	2/10 net 30 days	Other	Other (specify)
<input type="checkbox"/>	<input type="checkbox"/>	<input type="checkbox"/>	<input type="checkbox"/>	

(b) On what basis are your firm's prices of domestic hardwood plywood usually quoted (*check one*)?

Delivered	F.o.b.	If f.o.b., specify point
<input type="checkbox"/>	<input type="checkbox"/>	

IV-6. **Contract versus spot.**--Approximately what share of your firm's sales of its U.S.-produced hardwood plywood in 2015 was on a (1) long-term contract basis, (2) annual contract basis, (3) short-term contract basis, and (4) spot sales basis?

	Type of sale				Total (should sum to 100.0%)
	Long-term contracts (multiple deliveries for more than 12 months)	Annual contracts (multiple deliveries for 12 months)	Short-term contracts (multiple deliveries for less than 12 months)	Spot sales (for a single delivery)	
Share of 2016 sales	%	%	%	%	0.0 %

IV-7. **Contract provisions.**--Please fill out the table regarding your firm's typical sales contracts for U.S.-produced hardwood plywood (or check "not applicable" if your firm does not sell on a long-term, short-term and/or annual contract basis).

Typical sales contract provisions	Item	Short-term contracts (multiple deliveries for less than 12 months)	Annual contracts (multiple deliveries for 12 months)	Long-term contracts (multiple deliveries for more than 12 months)
Average contract duration	<i>No. of days</i>		365	
Price renegotiation (during contract period)	<i>Yes</i>	<input type="checkbox"/>	<input type="checkbox"/>	<input type="checkbox"/>
	<i>No</i>	<input type="checkbox"/>	<input type="checkbox"/>	<input type="checkbox"/>
Fixed quantity and/or price	<i>Quantity</i>	<input type="checkbox"/>	<input type="checkbox"/>	<input type="checkbox"/>
	<i>Price</i>	<input type="checkbox"/>	<input type="checkbox"/>	<input type="checkbox"/>
	<i>Both</i>	<input type="checkbox"/>	<input type="checkbox"/>	<input type="checkbox"/>
Meet or release provision	<i>Yes</i>	<input type="checkbox"/>	<input type="checkbox"/>	<input type="checkbox"/>
	<i>No</i>	<input type="checkbox"/>	<input type="checkbox"/>	<input type="checkbox"/>
Not applicable		<input type="checkbox"/>	<input type="checkbox"/>	<input type="checkbox"/>

IV-8. **Lead times.**--What is your firm's share of sales from inventory and produced to order and what is the typical lead time between a customer's order and the date of delivery for your firm's sales of its U.S.-produced hardwood plywood?

Source	Share of 2016 sales	Lead time (average number of day)
From inventory	%	
Produced to order	%	
Total (should sum to 100.0%)	0.0 %	

IV-9. Shipping information.--

- (a) What is the approximate percentage of the total delivered cost of U.S.-produced hardwood plywood that is accounted for by U.S. inland transportation costs? _____ percent

- (b) Who generally arranges the transportation to your firm's customers' locations?
 Your firm Purchaser (*check one*)

- (c) Indicate the approximate percentage of your firm's sales of hardwood plywood that are delivered the following distances from its production facility.

Distance from production facility	Share
Within 100 miles	%
101 to 1,000 miles	%
Over 1,000 miles	%
Total (should sum to 100.0%)	0.0 %

IV-10. Geographical shipments.-- In which U.S. geographic market area(s) has your firm sold its U.S.-produced hardwood plywood since January 1, 2014 (check all that apply)?

Geographic area	v if applicable
Northeast. —CT, ME, MA, NH, NJ, NY, PA, RI, and VT.	<input type="checkbox"/>
Midwest. —IL, IN, IA, KS, MI, MN, MO, NE, ND, OH, SD, and WI.	<input type="checkbox"/>
Southeast. —AL, DE, DC, FL, GA, KY, MD, MS, NC, SC, TN, VA, and WV.	<input type="checkbox"/>
Central Southwest. —AR, LA, OK, and TX.	<input type="checkbox"/>
Mountains. —AZ, CO, ID, MT, NV, NM, UT, and WY.	<input type="checkbox"/>
Pacific Coast. —CA, OR, and WA.	<input type="checkbox"/>
Other. —All other markets in the United States not previously listed, including AK, HI, PR, and VI.	<input type="checkbox"/>

IV-11. **End uses.**--List the end uses of the hardwood plywood that your firm manufactures. For each end-use product, what percentage of the total cost is accounted for by hardwood plywood and other inputs?

End use product	Share of total cost of end use product accounted for by		Total (should sum to 100.0% across)
	Hardwood plywood	Other inputs	
	%	%	0.0 %
	%	%	0.0 %
	%	%	0.0 %

IV-12. **Substitutes.**--

(a) Can other products be substituted for hardwood plywood?

No Yes--Please fill out the table.

Substitute	End use in which this substitute is used	Have changes in the price of this substitute affected the price for hardwood plywood?		
		No	Yes	Explanation
1.		<input type="checkbox"/>	<input type="checkbox"/>	
2.		<input type="checkbox"/>	<input type="checkbox"/>	
3.		<input type="checkbox"/>	<input type="checkbox"/>	

(b) If your firm reported that other products can be substituted for hardwood plywood, please indicate how the demand for these products has changed since January 1, 2014.

Substitute	Increased	No change	Decreased	Fluctuated	Explanation
1.	<input type="checkbox"/>	<input type="checkbox"/>	<input type="checkbox"/>	<input type="checkbox"/>	
2.	<input type="checkbox"/>	<input type="checkbox"/>	<input type="checkbox"/>	<input type="checkbox"/>	
3.	<input type="checkbox"/>	<input type="checkbox"/>	<input type="checkbox"/>	<input type="checkbox"/>	

IV-13. **Hardwood plywood grades.--**

(a) Is there a standardized grading system for hardwood plywood?

No Yes--Please respond to parts (b) through (c).

(b) Does this grading system include the following specifications?

	No	Yes
Composition of core materials	<input type="checkbox"/>	<input type="checkbox"/>
Thickness of the veneer	<input type="checkbox"/>	<input type="checkbox"/>
Other: ()	<input type="checkbox"/>	<input type="checkbox"/>

(c) Are higher grades typically more expensive than lower grades for the same veneer thickness?

No	Yes	Explain
<input type="checkbox"/>	<input type="checkbox"/>	

IV-14. **Demand trends.--**

(a) Indicate how demand within the United States and outside of the United States (if known) for hardwood plywood has changed since January 1, 2014. Explain any trends and describe the principal factors that have affected these changes in demand.

Market	Overall increase	No change	Overall decrease	Fluctuate with no clear trend	Explanation and factors
Within the United States	<input type="checkbox"/>	<input type="checkbox"/>	<input type="checkbox"/>	<input type="checkbox"/>	
Outside the United States	<input type="checkbox"/>	<input type="checkbox"/>	<input type="checkbox"/>	<input type="checkbox"/>	

IV-14. **Demand trends.**--*continued.*

(b) Indicate how demand within the United States, by application, for hardwood plywood has changed since January 1, 2014. Explain any trends and describe the principal factors that have affected these changes in demand.

Application	Overall increase	No change	Overall decrease	Fluctuate with no clear trend	Explanation and factors
Overall U.S. market	<input type="checkbox"/>	<input type="checkbox"/>	<input type="checkbox"/>	<input type="checkbox"/>	
Cabinetry	<input type="checkbox"/>	<input type="checkbox"/>	<input type="checkbox"/>	<input type="checkbox"/>	
Fixtures (store/retail)	<input type="checkbox"/>	<input type="checkbox"/>	<input type="checkbox"/>	<input type="checkbox"/>	
Underlayment	<input type="checkbox"/>	<input type="checkbox"/>	<input type="checkbox"/>	<input type="checkbox"/>	
Furniture	<input type="checkbox"/>	<input type="checkbox"/>	<input type="checkbox"/>	<input type="checkbox"/>	
RV/Mobile homes	<input type="checkbox"/>	<input type="checkbox"/>	<input type="checkbox"/>	<input type="checkbox"/>	
Architectural uses	<input type="checkbox"/>	<input type="checkbox"/>	<input type="checkbox"/>	<input type="checkbox"/>	

(c) Indicate how demand within the United States, by species and/or faces, for hardwood plywood has changed since January 1, 2014. Explain any trends and describe the principal factors that have affected these changes in demand.

Species	Overall increase	No change	Overall decrease	Fluctuate with no clear trend	Explanation and factors
Maple	<input type="checkbox"/>	<input type="checkbox"/>	<input type="checkbox"/>	<input type="checkbox"/>	
Red oak	<input type="checkbox"/>	<input type="checkbox"/>	<input type="checkbox"/>	<input type="checkbox"/>	
Birch	<input type="checkbox"/>	<input type="checkbox"/>	<input type="checkbox"/>	<input type="checkbox"/>	
Cherry	<input type="checkbox"/>	<input type="checkbox"/>	<input type="checkbox"/>	<input type="checkbox"/>	
Walnut	<input type="checkbox"/>	<input type="checkbox"/>	<input type="checkbox"/>	<input type="checkbox"/>	
Other:	<input type="checkbox"/>	<input type="checkbox"/>	<input type="checkbox"/>	<input type="checkbox"/>	

IV-15. **Product changes.**--Have there been any significant changes in the product range, product mix, or marketing of hardwood plywood since January 1, 2014?

No	Yes	If yes, please describe and quantify if possible.
<input type="checkbox"/>	<input type="checkbox"/>	

IV-16. Conditions of competition.--

(a) Is the hardwood plywood market subject to business cycles (other than general economy-wide conditions) and/or other conditions of competition distinctive to hardwood plywood? If yes, describe.

Check all that apply.	Please describe.
<input type="checkbox"/> No	Skip to question IV-17.
<input type="checkbox"/> Yes-Business cycles (e.g. seasonal business)	
<input type="checkbox"/> Yes-Other distinctive conditions of competition	

(b) If yes, have there been any changes in the business cycles or conditions of competition for hardwood plywood since January 1, 2014?

No	Yes	If yes, describe.
<input type="checkbox"/>	<input type="checkbox"/>	

IV-17. Supply constraints.--Has your firm refused, declined, or been unable to supply hardwood plywood since January 1, 2014 (examples include placing customers on allocation or "controlled order entry," declining to accept new customers or renew existing customers, delivering less than the quantity promised, been unable to meet timely shipment commitments, etc.)?

No	Yes	If yes, please describe.
<input type="checkbox"/>	<input type="checkbox"/>	

IV-18. **Raw materials.**--How have hardwood plywood raw material prices changed since January 1, 2014?

Overall increase	No change	Overall decrease	Fluctuate with no clear trend	Explain, noting how raw material price changes have affected your firm's selling prices for hardwood plywood.
<input type="checkbox"/>	<input type="checkbox"/>	<input type="checkbox"/>	<input type="checkbox"/>	

IV-19. **Lacey Act procedures.**--Please describe any procedures your firm has implemented to ensure compliance with the Lacey Act.

IV-20. **Chain of custody certification and forest certification claim.**

(a) Do you have a chain of custody certification (ex. FSC, PEFC, SFI, etc.) for the hardwood plywood that your firm produces?

No	Yes	If yes, please list the certification you use and describe what it entails.
<input type="checkbox"/>	<input type="checkbox"/>	

(b) Please fill out the table below, estimating the percentage of your firm's U.S. commercial shipments of hardwood plywood that required forest content certifications (ex. FSC, PEFC, SFI, etc.).

	Estimated percentage of your firm's commercial U.S. shipments of hardwood plywood in 2016
Sales that did not require any certification	%
Sales that were required by law or regulation to be certified (<i>specify type of certification: </i>)	%
Sales that were not required by law or regulation, but were required by your customers to be certified (<i>specify type of certification: </i>)	%
Sales that were required to be certified for other reasons (<i>explain and specify type of certification: </i>)	%
Total (should sum to 100.0%)	0.0 %

IV-21. **Interchangeability.**--Is hardwood plywood produced in the United States and in other countries interchangeable (*i.e.*, can they physically be used in the same applications)?

Please indicate A, F, S, N, or O in the table below:

A = the products from a specified country-pair are *always* interchangeable

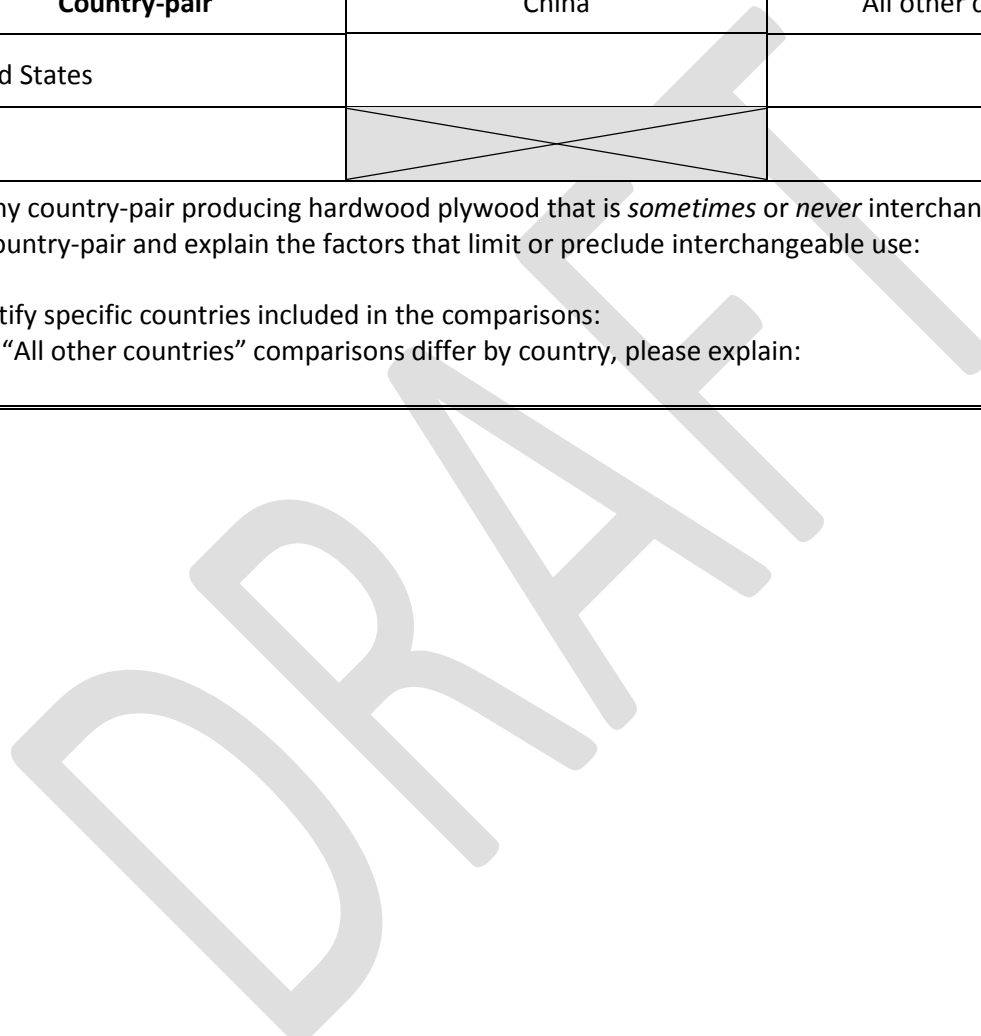
F = the products are *frequently* interchangeable

S = the products are *sometimes* interchangeable

N = the products are *never* interchangeable

O = *no familiarity* with products from a specified country-pair

Country-pair	China	All other countries ¹
United States		
China	X	
For any country-pair producing hardwood plywood that is <i>sometimes</i> or <i>never</i> interchangeable, identify the country-pair and explain the factors that limit or preclude interchangeable use: ¹ Identify specific countries included in the comparisons: If the "All other countries" comparisons differ by country, please explain:		



IV-22. **Factors other than price.**--Are differences other than price (*e.g.*, quality, availability, transportation network, product range, technical support, *etc.*) between hardwood plywood produced in the United States and in other countries a significant factor in your firm's sales of the products?

Please indicate A, F, S, N, or O in the table below:

A = such differences are *always* significant

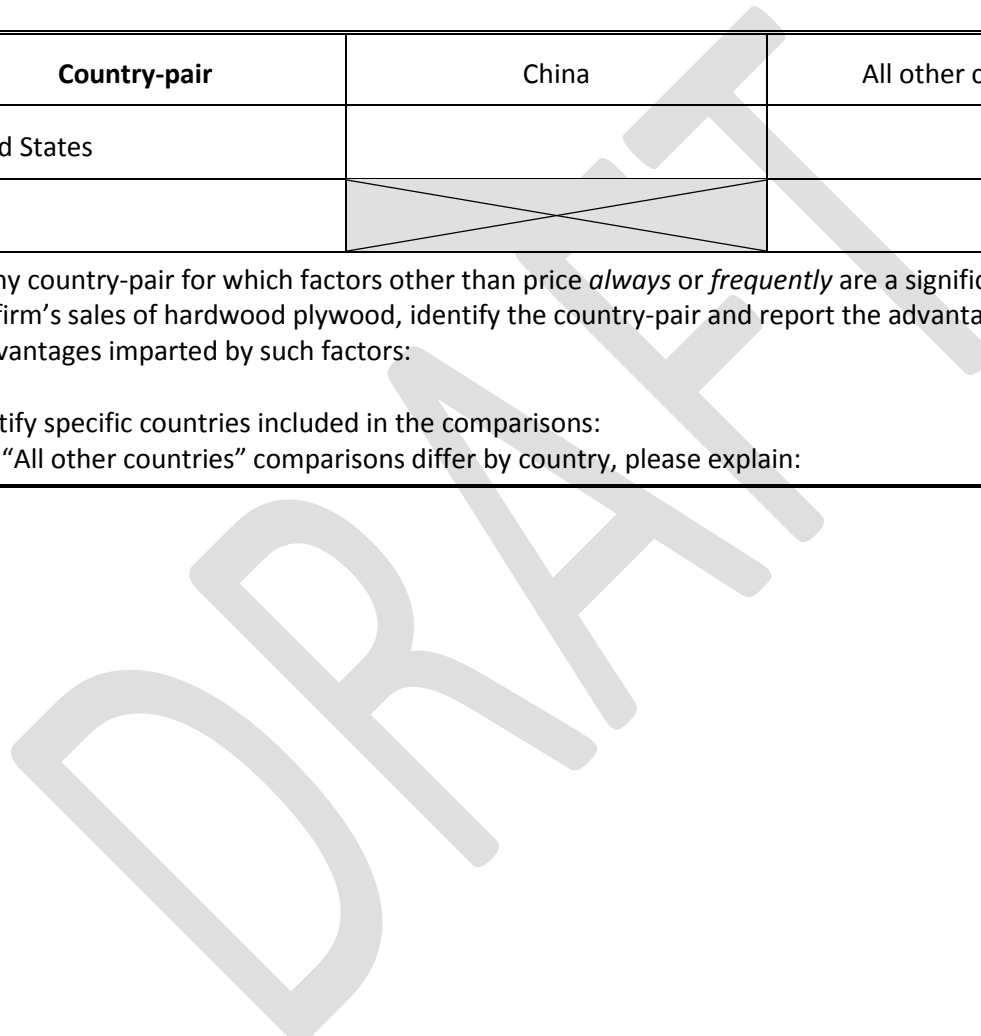
F = such differences are *frequently* significant

S = such differences are *sometimes* significant

N = such differences are *never* significant

O = *no familiarity* with products from a specified country-pair

Country-pair	China	All other countries ¹
United States		
China	X	
For any country-pair for which factors other than price <i>always</i> or <i>frequently</i> are a significant factor in your firm's sales of hardwood plywood, identify the country-pair and report the advantages or disadvantages imparted by such factors: ¹ Identify specific countries included in the comparisons: If the "All other countries" comparisons differ by country, please explain:		



IV-23. **Customer identification.**--List the names and contact information for your firm's 10 largest U.S. customers for hardwood plywood since January 1, 2014. Indicate the share of the quantity of your firm's total shipments of hardwood plywood that each of these customers accounted for in 2016.

	Customer's name	Contact person	Email	Telephone	City	State	Share of 2016 sales (%)
1							
2							
3							
4							
5							
6							
7							
8							
9							
10							

IV-24. **Competition from imports.**

(a) **Lost revenue.**--Since January 1, 2014: To avoid losing sales to competitors selling hardwood plywood from China, did your firm:

Item	No	Yes
Reduce prices	<input type="checkbox"/>	<input type="checkbox"/>
Roll back announced price increases	<input type="checkbox"/>	<input type="checkbox"/>

(b) **Lost sales.**--Since January 1, 2014: Did your firm lose sales of hardwood plywood to imports of this product from China?

No	Yes
<input type="checkbox"/>	<input type="checkbox"/>

IV-24. **Competition from imports**--(continued).

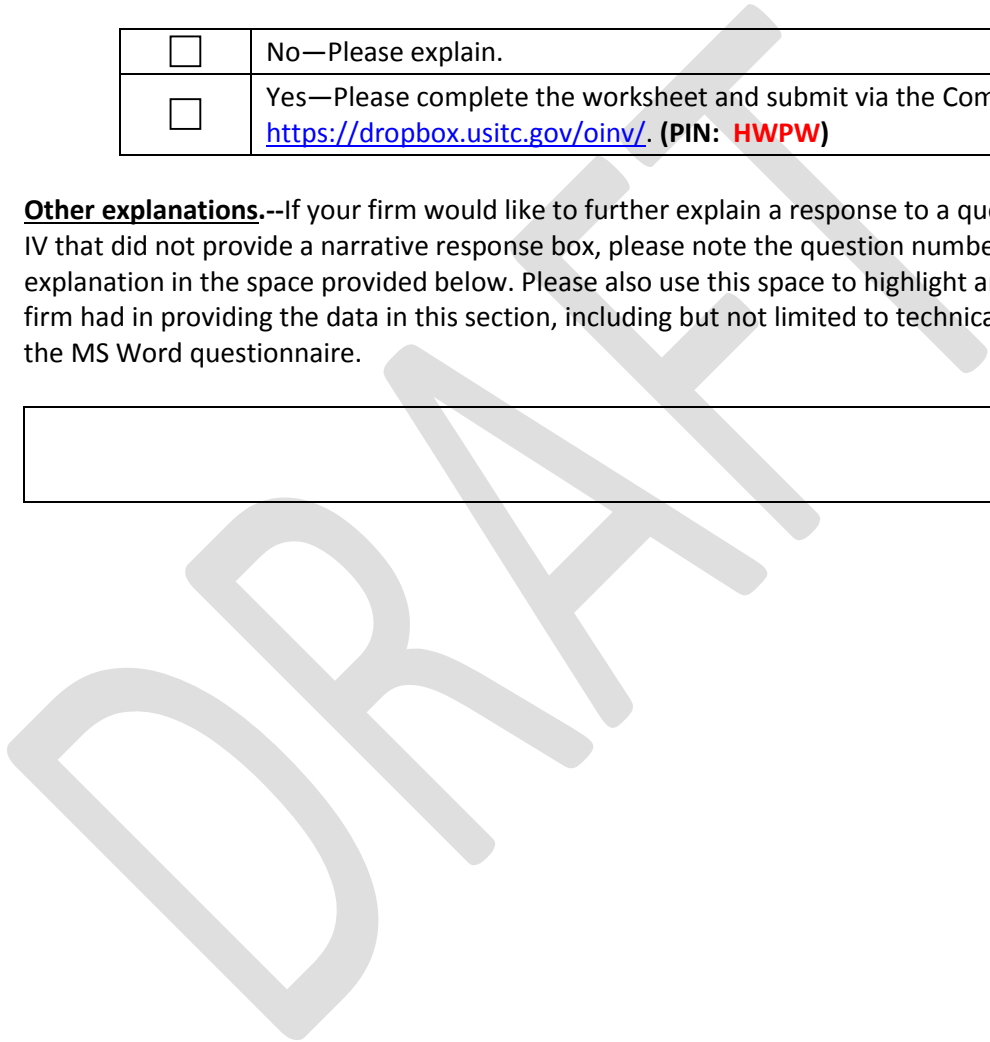
- (c) **The submission of lost sales/lost revenue allegations is to be completed only by NON-PETITIONERS.**

If your firm indicated "yes" to any of the above, your firm can provide the Commission with additional information by downloading and completing the lost sales/lost revenues worksheet at http://usitc.gov/trade_remedy/question.htm. Note that the Commission may contact the firms named to verify the allegations reported.

Is your firm submitting the lost sales/lost revenues worksheet?

<input type="checkbox"/>	No—Please explain.
<input type="checkbox"/>	Yes—Please complete the worksheet and submit via the Commission dropbox. https://dropbox.usitc.gov/oinv/ . (PIN: HWPW)

- IV-25. **Other explanations**--If your firm would like to further explain a response to a question in part IV that did not provide a narrative response box, please note the question number and the explanation in the space provided below. Please also use this space to highlight any issues your firm had in providing the data in this section, including but not limited to technical issues with the MS Word questionnaire.



HOW TO FILE YOUR QUESTIONNAIRE RESPONSE

This questionnaire is available as a “fillable” form in MS Word format on the Commission’s website at:

https://www.usitc.gov/investigations/701731/2017/hardwood_plywood_china/final.htm

Please do not attempt to modify the format or permissions of the questionnaire document. Please submit the completed questionnaire using one of the methods noted below. If your firm is unable to complete the MS Word questionnaire or cannot use one of the electronic methods of submission, please contact the Commission for further instructions.

- **Upload via Secure Drop Box.**—Upload the MS Word questionnaire along with a scanned copy of the signed certification page (page 1) through the Commission’s secure upload facility:

Web address: <https://dropbox.usitc.gov/oinv/> **Pin:** **HWPW**

- **E-mail.**—E-mail the MS Word questionnaire to drew.dushkes@usitc.gov; include a scanned copy of the signed certification page (page 1). *Submitters are strongly encouraged to encrypt nonpublic documents that are electronically transmitted to the Commission to protect your sensitive information from unauthorized disclosure. The USITC secure drop-box system and the Electronic Document Information System (EDIS) use Federal Information Processing Standards (FIPS) 140-2 cryptographic algorithms to encrypt data in transit. Submitting your nonpublic documents by a means that does not use these encryption algorithms (such as by email) may subject your firm’s nonpublic information to unauthorized disclosure during transmission. If you choose a non-encrypted method of electronic transmission, the Commission warns you that the risk of such possible unauthorized disclosure is assumed by you and not by the Commission.*

If your firm does not produce this product, please fill out page 1, print, sign, and submit a scanned copy to the Commission.

Parties to this proceeding.—If your firm is a party to this proceeding, it is required to serve a copy of the completed questionnaire on parties to the proceeding that are subject to administrative protective order (see 19 CFR § 207.7). A list of such parties may be obtained from the Commission’s Secretary (202-205-1803). A certificate of service must accompany the completed questionnaire you submit (see 19 CFR § 207.7). Service of the questionnaire must be made in paper form.