

Appendix Table of Contents

Document	Page
APPENDIX 1: The Omnibus Crime Control and Safe Streets Act of 1968	1
APPENDIX 2: National Prisoner Statistics Program: Letter from BJS to accompany the 2017 data collection form	6
APPENDIX 3: National Prisoner Statistics Program: NPS-1B 2017 data collection form	8
APPENDIX 4: National Prisoner Statistics Program: NPS-1B 2016 web data collection screenshots	16
APPENDIX 5: National Prisoner Statistics Program: Non-response follow-up email	27
APPENDIX 6: National Prisoner Statistics Program: Email request for final tabulation review and approval	29
APPENDIX 7: National Prisoner Statistics Program: NPS-1B(T) 2014 data collection form	31

Appendix 1:

The Omnibus Crime Control and Safe Streets Act of 1968

DERIVATION

Title I

THE OMNIBUS CRIME CONTROL AND SAFE STREETS ACT OF 1968
(Public Law 90-351)

42 U.S.C. § 3711, *et seq.*

AN ACT to assist State and local governments in reducing the incidence of crime, to increase the effectiveness, fairness, and coordination of law enforcement and criminal justice systems at all levels of government, and for other purposes.

As Amended By

THE OMNIBUS CRIME CONTROL ACT OF 1970
(Public Law 91-644)

THE CRIME CONTROL ACT OF 1973
(Public Law 93-83)

THE JUVENILE JUSTICE AND DELINQUENCY PREVENTION ACT OF 1974
(Public Law 93-415)

THE PUBLIC SAFETY OFFICERS' BENEFITS ACT OF 1976
(Public Law 94-430)

THE CRIME CONTROL ACT OF 1976
(Public Law 94-503)

THE JUSTICE SYSTEM IMPROVEMENT ACT OF 1979
(Public Law 96-157)

THE JUSTICE ASSISTANCE ACT OF 1984
(Public Law 98-473)

STATE AND LOCAL LAW ENFORCEMENT ASSISTANCE ACT OF 1986
(Public Law 99-570-Subtitle K)

THE ANTI-DRUG ABUSE ACT OF 1988
TITLE VI, SUBTITLE C - STATE AND LOCAL NARCOTICS CONTROL
AND JUSTICE ASSISTANCE IMPROVEMENTS
(Public Law 100-690)

THE CRIME CONTROL ACT OF 1990
(Public Law 101-647)

BRADY HANDGUN VIOLENCE PROTECTION ACT
(Public Law 103-159)

VIOLENT CRIME CONTROL AND LAW ENFORCEMENT ACT OF 1994
(Public Law 103-322)

NATIONAL CHILD PROTECTION ACT OF 1993, AS AMENDED
(Public Law 103-209)

and

CRIME IDENTIFICATION TECHNOLOGY ACT OF 1998
(Public Law 105-251)

BUREAU OF JUSTICE STATISTICS
CHAPTER 46 - SUBCHAPTER III
[TITLE I - PART C]

42 USC § 3731 [Sec. 301.] **Statement of purpose**

It is the purpose of this subchapter [part] to provide for and encourage the collection and analysis of statistical information concerning crime, juvenile delinquency, and the operation of the criminal justice system and related aspects of the civil justice system and to support the development of information and statistical systems at the Federal, State, and local levels to improve the efforts of these levels of government to measure and understand the levels of crime, juvenile delinquency, and the operation of the criminal justice system and related aspects of the civil justice system. The Bureau shall utilize to the maximum extent feasible State governmental organizations and facilities responsible for the collection and analysis of criminal justice data and statistics. In carrying out the provisions of this subchapter [part], the Bureau shall give primary emphasis to the problems of State and local justice systems.

42 USC § 3732 [Sec. 302.] **Bureau of Justice Statistics**

(a) Establishment. There is established within the Department of Justice, under the general authority of the Attorney General, a Bureau of Justice Statistics (hereinafter referred to in this subchapter [part] as “Bureau”).

(b) Appointment of Director; experience; authority; restrictions. The Bureau shall be headed by a Director appointed by the President, by and with the advice and consent of the Senate. The Director shall have had experience in statistical programs. The Director shall have final authority for all grants, cooperative agreements, and contracts awarded by the Bureau. The Director shall report to the Attorney General through the Assistant Attorney General. The Director shall not engage in any other employment than that of serving as Director; nor shall the Director hold any office in, or act in any capacity for, any organization, agency, or institution with which the Bureau makes any contract or other arrangement under this Act.

(c) Duties and functions of Bureau. The Bureau is authorized to—

(1) make grants to, or enter into cooperative agreements or contracts with public agencies, institutions of higher education, private organizations, or private individuals for purposes related to this subchapter [part]; grants shall be made subject to continuing compliance with standards for gathering justice statistics set forth in rules and regulations promulgated by the Director;

(2) collect and analyze information concerning criminal victimization, including crimes against the elderly, and civil disputes;

(3) collect and analyze data that will serve as a continuous and comparable national social indication of the prevalence, incidence, rates, extent, distribution, and attributes of crime, juvenile delinquency, civil disputes, and other statistical factors related to crime, civil disputes, and juvenile delinquency, in support of national, State, and local justice policy and decision making;

(4) collect and analyze statistical information, concerning the operations of the criminal justice system at the Federal, State, and local levels;

(5) collect and analyze statistical information concerning the prevalence, incidence, rates, extent, distribution, and attributes of crime, and juvenile delinquency, at the Federal, State, and local levels;

(6) analyze the correlates of crime, civil disputes and juvenile delinquency, by the use of statistical information, about criminal and civil justice systems at the Federal, State, and local levels, and about the extent, distribution and attributes of crime, and juvenile delinquency, in the Nation and at the Federal, State, and local levels;

(7) compile, collate, analyze, publish, and disseminate uniform national statistics concerning all aspects of criminal justice and related aspects of civil justice, crime, including crimes against the elderly, juvenile delinquency, criminal offenders, juvenile delinquents, and civil disputes in the various States;

(8) recommend national standards for justice statistics and for insuring the reliability and validity of justice statistics supplied pursuant to this chapter [title];

(9) maintain liaison with the judicial branches of the Federal and State Governments in matters relating to justice statistics, and cooperate with the judicial branch in assuring as much uniformity as feasible in statistical systems of the executive and judicial branches;

(10) provide information to the President, the Congress, the judiciary, State and local governments, and the general public on justice statistics;

(11) establish or assist in the establishment of a system to provide State and local governments with access to Federal informational resources useful in the planning, implementation, and evaluation of programs under this Act;

(12) conduct or support research relating to methods of gathering or analyzing justice statistics;

(13) provide for the development of justice information systems programs and assistance to the States and units of local government relating to collection, analysis, or dissemination of justice statistics;

(14) develop and maintain a data processing capability to support the collection, aggregation, analysis and dissemination of information on the incidence of crime and the operation of the criminal justice system;

(15) collect, analyze and disseminate comprehensive Federal justice transaction statistics (including statistics on issues of Federal justice interest such as public fraud and high technology crime) and to provide technical assistance to and work jointly with other Federal agencies to improve the availability and quality of Federal justice data;

(16) provide for the collection, compilation, analysis, publication and dissemination of information and statistics about the prevalence, incidence, rates, extent, distribution and attributes of drug offenses, drug related offenses and drug dependent offenders and further provide for the establishment of a national clearinghouse to maintain and update a comprehensive and timely data base on all criminal justice aspects of the drug crisis and to disseminate such information;

(17) provide for the collection, analysis, dissemination and publication of statistics on the condition and progress of drug control activities at the Federal, State and local levels with particular attention to programs and intervention efforts demonstrated to be of value in the overall national anti- drug strategy and to provide for the establishment of a national clearinghouse for the gathering of data generated by Federal, State, and local criminal justice agencies on their drug enforcement activities;

(18) provide for the development and enhancement of State and local criminal justice information systems, and the standardization of data reporting relating to the collection, analysis or dissemination of data and statistics about drug offenses, drug related offenses, or drug dependent offenders;

(19) provide for research and improvements in the accuracy, completeness, and inclusiveness of criminal history record information, information systems, arrest warrant, and stolen vehicle record information and information systems and support research concerning the accuracy, completeness, and inclusiveness of other criminal justice record information;

(20) maintain liaison with State and local governments and governments of other nations concerning justice statistics;

(21) cooperate in and participate with national and international organizations in the development of uniform justice statistics;

(22) ensure conformance with security and privacy requirement of section 3789g of this title and identify, analyze, and participate in the development and implementation of privacy, security and information policies which impact on Federal and State criminal justice operations and related statistical activities; and

(23) exercise the powers and functions set out in subchapter VIII [part H] of this chapter [title].

(d) Justice statistical collection, analysis, and dissemination. To insure that all justice statistical collection, analysis, and dissemination is carried out in a coordinated manner, the Director is authorized to—

(1) utilize, with their consent, the services, equipment, records, personnel, information, and facilities of other Federal, State, local, and private agencies and instrumentalities with or without reimbursement therefore, and to enter into agreements with such agencies and instrumentalities for purposes of data collection and analysis;

(2) confer and cooperate with State, municipal, and other local agencies;

(3) request such information, data, and reports from any Federal agency as may be required to carry out the purposes of this chapter [title];

(4) seek the cooperation of the judicial branch of the Federal Government in gathering data from criminal justice records; and

(5) encourage replication, coordination and sharing among justice agencies regarding information systems, information policy, and data.

(e) Furnishing of information, data, or reports by Federal agencies. Federal agencies requested to furnish information, data, or reports pursuant to subsection (d)(3) of this section shall provide such information to the Bureau as is required to carry out the purposes of this section.

(f) Consultation with representatives of State and local government and judiciary. In recommending standards for gathering justice statistics under this section, the Director shall consult with representatives of State and local government, including, where appropriate, representatives of the judiciary.

42 USC § 3733 **[Sec. 303.] Authority for 100 per centum grants**

A grant authorized under this subchapter [part] may be up to 100 per centum of the total cost of each project for which such grant is made. The Bureau shall require, whenever feasible as a condition of approval of a grant under this subchapter [part], that the recipient contribute money, facilities, or services to carry out the purposes for which the grant is sought.

42 USC § 3735 **[Sec. 304.] Use of data**

Data collected by the Bureau shall be used only for statistical or research purposes, and shall be gathered in a manner that precludes their use for law enforcement or any purpose relating to a particular individual other than statistical or research purposes.

Appendix 2:

**National Prisoner Statistics Program
Data collection request letter**



U.S. Department of Justice

Office of Justice Programs

Bureau of Justice Statistics

Washington, D.C. 20531

December 15, 2017

<<Name>>

<<Title>>

<<Department>>

Dear <<salutation>>,

Enclosed is a copy of the National Prisoner Statistics (NPS 1B) form for your 2017 yearend data. The Bureau of Justice Statistics (BJS) wants to thank you for your past participation in NPS. The 2017 collection is the 91st year of continuous data collection for the NPS, which was authorized as a national data collection program by Congress in 1926. The NPS data are widely used by practitioners, policy makers, researchers, and the general public.

The Omnibus Crime Control and Safe Streets Act of 1968, as amended (42 USC 3732), authorizes collection of these data. The Office of Management and Budget approved this collection (OMB Control No: 1121-0102; Expiration Date: 06/30/2017). For more information, see https://www.reginfo.gov/public/do/PRAViewICR?ref_nbr=201403-1121-006.

Your participation is voluntary but we need your assistance to make the NPS data complete and accurate. BJS is committed to disseminating accurate and timely statistics, and we plan to publish the *Prisoners in 2017* bulletin in September, 2018 as a final count of prison admissions, releases, and yearend population. For that reason, we request that you complete and submit your form by **February 28, 2018**.

Abt Associates is again the BJS data collection agent for NPS-1B. The majority of NPS respondents are also respondents to the National Corrections Reporting Program (NCRP). Abt Associates serves as data collection agent for both the NPS and the NCRP.

We ask that you submit your NPS-1B data via the web, at **nps.abtassociates.com**. Login and password information are enclosed. If you need technical assistance in submitting your data, please contact Tom Rich via email at Tom_Rich@abtassoc.com, or by phone at (617) 349-2753.

If you have questions to the NPS collection, please contact the BJS NPS program manager, Ann Carson, at Elizabeth.Carson@usdoj.gov or (202) 616-3496. We thank you greatly for your continued participation in BJS's statistical programs.

Sincerely,

Jeri M. Mulrow
Acting Director

Enclosure

Appendix 3:

**National Prisoner Statistics Program
2017 NPS-1B data collection form**

RETURN TO

**Abt Associates
National Prisoner Statistics
Survey
55 Wheeler Street
Cambridge, MA 02138**

FORM **NPS-1B**
(10-30-2017)

National Prisoner Statistics Summary of Sentenced Population Movement 2017

U.S. DEPARTMENT OF JUSTICE
BUREAU OF JUSTICE STATISTICS
and ACTING AS COLLECTING AGENT
ABT ASSOCIATES INC.

DATA SUPPLIED BY

NAME					Title		
TELEPHONE	Area Code	Number	Extension	FAX NUMBER	Area Code	Number	E-MAIL ADDRESS

GENERAL INFORMATION

- If you have any questions, contact the **Abt Associates NPS Project Director, Tom Rich (617-349-2753 or tom_rich@abtassoc.com)** or the **BJS NPS Program Manager, E. Ann Carson (202-616-3496 or elizabeth.carson@ojp.usdoj.gov)**.
- Please complete the questionnaire before **February 28, 2018** by using **nps.abtassociates.com**, by emailing a scanned copy of the form to **tom_rich@abtassoc.com**, by mailing the completed form to **Abt Associates** at the address above, or by FAXing all pages to 1-617-492-5219.
- Please retain a copy of the completed form for your records.

What types of inmates are included? *Inmates*

under your jurisdiction on December 31, 2017

- INCLUDE inmates under your jurisdiction held in your prison facilities (e.g., prisons, penitentiaries, and correctional institutions; boot camps; prison farms; reception, diagnostic, and classification centers; release centers, halfway houses, and road camps; forestry and conservation camps; vocational training facilities; prison hospitals; and drug and alcohol treatment facilities for prisoners).
- INCLUDE inmates who are temporarily absent (less than 30 days), out to court, or on work release.
- INCLUDE inmates under your jurisdiction held in local jails, private facilities, and other States' or Federal facilities.
- INCLUDE inmates in your facilities who are serving a sentence for your jurisdiction and another jurisdiction at the same time.
- EXCLUDE inmates held in your facilities for another jurisdiction.

Inmates under your custody on December 31, 2017

- INCLUDE all inmates held in your facilities.
- INCLUDE inmates housed in your facilities for other jurisdictions.
- EXCLUDE inmates held in local jails, private facilities, and facilities in other jurisdictions.

BURDEN STATEMENT

Under the Paperwork Reduction Act, we cannot ask you to respond to a collection of information unless it displays a currently valid OMB control number. Public reporting burden for this collection of information is estimated to average 6.5 hours per response, including the time for reviewing instructions, searching existing data sources, gathering and maintaining the data needed, and completing and reviewing the collection of information. Send comments regarding this burden estimate or any other aspects of this collection of information, including suggestions for reducing this burden, to the Director, Bureau of Justice Statistics, Washington, DC 20531; and to the Office of Management and Budget, OMB No. 1121-0102, Washington, DC 20503.

REPORTING INSTRUCTIONS

- If you are unable to report an item using NPS definitions and reporting criteria, describe the definitions or criteria you used in the **NOTES** section.
- If your jurisdiction, by law or regulation, cannot have the type of inmate described by an item, write "NA" (Not Applicable) in the space provided.
- If your jurisdiction had the type of inmate but you are unable to determine the number separately by item, report the combined count in one item, write "NR" (Not Reported) in the remaining items, and specify in **NOTES**.
- If your jurisdiction can have the type of inmate described, but did not have any during December 31, 2017, enter "0" (Zero) in the space provided.

SECTION I – YEAR-END PRISON COUNTS

1. On December 31, 2017, how many inmates under your custody —

- Exclude inmates held in local jails, private facilities, and facilities in other jurisdictions.
- Include inmates held in any public facility run by your state, including halfway houses, camps, farms, training/treatment centers, and hospitals.

	Male	Female
a. Had a total maximum sentence of more than 1 year (Include inmates with consecutive sentences that add to more than 1 year.)		
b. Had a total maximum sentence of 1 year or less		
c. Were unsentenced		
d. TOTAL (Sum of items 1a to 1c)		

Mark (X) this box if custody numbers for 2016 are not comparable to 2015. Explain in NOTES.

2. On December 31, 2017, how many inmates under your jurisdiction —

	Male	Female
a. Had a total maximum sentence of more than 1 year (Include inmates with consecutive sentences that add to more than 1 year.)		
b. Had a total maximum sentence of 1 year or less		
c. Were unsentenced		
d. TOTAL (Sum of items 2a to 2c)		

Mark (X) this box if jurisdiction numbers for 2016 are not comparable to 2015. Explain in NOTES.

Data reported for December 31, 2016

	Male	Female

← Update as needed

← Update as needed

3. On December 31, 2017, how many inmates under your jurisdiction were housed in a privately operated correctional facility —

- Exclude inmates housed in any publicly operated facility, even if under contract.
- Include inmates housed in any privately operated halfway houses, treatment facilities, hospitals, or other special facility.

	Male	Female
a. In your State		

	Male	Female
b. In another State		

c. Are these inmates included in item 2?

1	<input type="checkbox"/> Yes		<input type="checkbox"/> Yes
2	<input type="checkbox"/> No		<input type="checkbox"/> No

(If item 3c is "NO", explain in the NOTES section.)

4. On December 31, 2017, how many inmates under your jurisdiction were housed in local facilities operated by a county or other local authority?

- Exclude inmates housed in privately operated facilities (reported in items 3a and 3b).
- Include inmates housed in local facilities under contract or other arrangement.

	Male	Female
a. TOTAL		

(If "0" (zero), skip to item 5.)

b. Are these inmates included in item 2?

	Male		Female
1	<input type="checkbox"/> Yes		1 <input type="checkbox"/> Yes
2	<input type="checkbox"/> No		2 <input type="checkbox"/> No

(If item 4b is "NO", explain in the NOTES section.)

5. On December 31, 2017, how many inmates under your jurisdiction were housed —

- Exclude inmates housed in privately operated facilities (reported in items 3a and 3b) and inmates housed in local jails (reported in item 4a).

	Male	Female
a. In Federal facilities		

b. In other States' facilities —

- Include only those inmates housed in State-operated facilities in other States.

	Male	Female
.....		

(If "0" (zero) in items 5a and 5b, skip to item 6.)

c. Are these inmates included in item 2?

	Male		Female
1	<input type="checkbox"/> Yes		1 <input type="checkbox"/> Yes
2	<input type="checkbox"/> No		2 <input type="checkbox"/> No

(If item 5c is "NO", explain in the NOTES section.)

Data reported for December 31, 2016

	Male	Female

← Update as needed

	Male	Female

	Male	Female

← Update as needed

	Male	Female

← Update as needed

	Male	Female

← Update as needed

SECTION I – YEAR-END PRISON COUNTS – Continued

6. On December 31, 2017, how many inmates under your jurisdiction were —

(See insert for race/ethnicity definitions.) Male Female

	Male	Female
a. White (not of Hispanic origin.)		
b. Black or African American (not of Hispanic origin.)		
c. Hispanic or Latino		
d. American Indian/Alaska Native (not of Hispanic origin.)		
e. Asian (not of Hispanic origin.)		
f. Native Hawaiian or other Pacific Islander (not of Hispanic origin.)		
g. Two or more races (not of Hispanic origin.)		
h. Additional categories in your information system – Specify		
i. Not known		
j. TOTAL (Sum of items 6a to 6i should equal item 2d)		

7. Between January 1, 2017 and December 31, 2017, how many inmates sentenced to more than 1 year under your jurisdiction were admitted as —

Male Female

	Male	Female
a. New court commitments (Include probation violators entering prison on probated sentence, split sentences, and shock probation.)		
b. Parole violators —		
(1) with a new sentence		
(2) without a new sentence (Include violators returned without a new sentence, those held pending a hearing, and those not formally revoked.)		
c. Other conditional release violators (Include returns from mandatory release other than parole.)		
(1) with a new sentence		
(2) without a new sentence		
d. Transfers from other jurisdictions (Include inmates received from other jurisdictions to continue sentences already in force.)		
e. AWOL returns, with or without new sentences		
f. Escapee returns, with or without new sentences		
g. Returns from appeal or bond (Include all inmates reinstated after long-term absences of more than 30 days.)		
h. Other admissions – Specify		
i. TOTAL (Sum of items 7a to 7h)		

SECTION II – ADMISSIONS AND RELEASES DURING 2017

Reporting Instructions

- Include only those inmates with a total maximum sentence of more than 1 year.
- Include inmates under your jurisdiction, regardless of where they are housed.
- Exclude short-term movements (less than 30 days) where jurisdiction is retained (e.g., to court and on furlough.)
- Escape include inmates that were physically within facility boundaries at time of disappearance)
- AWOLs include inmates that were physically outside facility boundaries at time of disappearance, example-workrelease)

8. Between January 1, 2017 and December 31, 2017, how many inmates sentenced to more than 1 year under your jurisdiction were released as—

a. Unconditional releases

	Male	Female
(1) Expirations of sentence (Include inmates who served their maximum sentence minus credits.)		
(2) Commutations (Include inmates whose sentence was lowered to time served to allow for an immediate unconditional release.)		
(3) Other unconditional releases – Specify _____		

b. Conditional releases

(1) Probations (Include inmates released on shock probation or placed on probation and conditionally released.)		
(2) Supervised mandatory releases (Include inmates who by law had to be conditionally released.)		
(3) Discretionary paroles		
(4) Other conditional releases – Specify _____		

c. Deaths

--	--	--

d. AWOLs

--	--	--

e. Escapes from confinement

--	--	--

f. Transfers to other jurisdictions (Include inmates sent to other jurisdictions to continue sentences already in force.)

--	--	--

g. Releases to appeal or bond

--	--	--

h. Other releases – Specify

--	--	--

i. TOTAL
(Sum of items 8a to 8h)

--	--	--

9. How many inmates with a total maximum sentence of more than one year were —

	Male	Female
a. Under your jurisdiction on January 1, 2017		
b. Admitted during 2017 (Transcribe from item 7i)		
c. Released during 2017 (Transcribe item 8i)		
d. Under your jurisdiction on December 31, 2017 (Add items 9a and 9b, subtract item 9c, should equal item 2a.)		

SECTION III – PRISON SYSTEM CAPACITY

10. On December 31, 2017, what was the capacity of your prison system? (Exclude capacity of private facilities).

	Male	Female
a. Rated capacity (The number of beds or inmates assigned by rating officials to institutions within your jurisdiction.)		
b. Operational capacity (The number of inmates that can be accommodated based on staff, existing programs, and services in institutions within your jurisdiction.)		
c. Design capacity (The number of inmates that planners or architects intended for all institutions within your jurisdiction.)		

SECTION IV – SPECIAL CUSTODY POPULATIONS

11. On December 31, 2017, how many inmates in your custody were under age 18? (Include inmates held in private facilities)

	Male	Female

12. On December 31, 2017, how many inmates in your custody who were not citizens of the United States— (Include inmates held in private facilities)

	Male	Female
a. Had a total maximum sentence of more than 1 year (Include inmates with consecutive sentences that add to more than 1 year.)		
b. Had a total maximum sentence of 1 year or less		
c. Were unsentenced		

13. How do you obtain data on inmates who are not citizens of the United States? (Check all that apply)

- Inmate self-report
- Law enforcement or court documents accompanying inmate at prison admission
- Verification of citizenship status using external data source

SECTION V – HIV/AIDS

Reporting Instructions

- For the following section **HIV test** includes any type of test, oral or blood, used to diagnose HIV among adults.
- If you are unable to report an item using NPS definitions and reporting criteria, describe the definitions or criteria you used in the **NOTES** section.
- Exclude inmates held in local jails, private facilities and facilities in other jurisdictions.
- Include inmates held in any public facility run by your state, including halfway houses, camps, farms, training/treatment centers, and hospitals.

13. On December 31, 2017, which of the following best described HIV testing among inmates entering your facilities? (Check only one).

- *Include all testing done upon entry such as during the intake process, reception or shortly thereafter.*
- All inmates were tested for HIV regardless of whether the inmate agreed **(Skip to Question 15)**
- All inmates were told that an HIV test will be performed, and the test was given unless the inmate declined
- All inmates were told that HIV testing was available, and the inmate must have requested a test
- Inmates were only tested based upon an assessment of high-risk behavior, medical history, or other clinical evaluation
- Not all inmates were told that an HIV test is available, but were tested if they requested one
- Other *(Please specify)*
- Did not provide HIV testing **(Skip to Question 15)**

14. On December 31, 2017, which of the following best described consent for HIV testing among inmates entering your facility? (Check only one).

- General consent for medical services was obtained
- Separate consent, specifically for HIV testing, was obtained
- Inmate consent was not obtained

15. On December 31, 2017, which of the following described HIV testing among inmates already in custody? (Check all that apply).

- *Exclude all testing done during the entry and discharge processes.*
- Offered HIV test during routine medical examinations
- Tested inmates in high-risk groups
- Tested upon request from the inmate
- Tested upon clinical indication
- Tested upon court order
- Tested following involvement in an incident
- Other *(Please specify)*
- Did not provide HIV testing

16. On December 31, 2017, which of the following best described HIV testing among inmates during discharge planning? (Check only one).

- *Include all testing done upon exit or during the discharge process.*
- *Exclude all testing done upon entry or among inmates already in custody.*
- All inmates were offered HIV testing
- Some inmates were offered HIV testing
- Inmates were only tested upon request from the inmate
- Other *(Please specify)*
- Did not provide HIV testing

17. On December 31, 2017, how many inmates under your custody were —

- *Include all inmates under your custody, regardless of sentence length.*

	Male	Female
a. Asymptomatic HIV positive (Inmates who were HIV positive but had no HIV-related symptoms.)	<input type="text"/>	<input type="text"/>
b. Infected with lesser forms of symptomatic HIV disease (Inmates who had symptoms of HIV infection but without a confirmed AIDS diagnosis.)	<input type="text"/>	<input type="text"/>
c. Confirmed to have AIDS	<input type="text"/>	<input type="text"/>
d. TOTAL <i>(Sum of items 17a to 17c)</i>	<input type="text"/>	<input type="text"/>

SECTION VI – NOTES

Please review last year's explanatory notes and make any corrections, additions, or deletions necessary for 2017.

Please mark (X) box to indicate that you have reviewed and updated the notes.

Appendix 4:


National Prisoner Statistics Program Screenshots of 2016 NPS-1B secure data collection webtool

National Prisoner Statistics ... x +

https://nps.abtassociates.com/user/login/ 80% Search

An inch of snow, icy r... Most Visited Getting Started Google Home PB Population Estimates ... PB Population Estimates ... BJS Bureau of Justice Stati...

Bureau of Justice Statistics



2016 NATIONAL PRISONER STATISTICS - 1B SUMMARY OF SENTENCED POPULATION MOVEMENT

National Prisoner Statistics

You have successfully logged out.

OMB No. 1121-0102: Approval Expires 06/30/2017

Please Login

- Login by entering the appropriate information and press the "Login" button
- Password is case sensitive

Email address:

Password:

Login

[Reset your password](#)

Please note: sessions will expire (requiring you to log back in) after 15 minutes of inactivity. No data will be lost.

For questions regarding this survey, contact:

Tom Rich (Abt Associates)
tom_rich@abtassoc.com
Phone: (617) 349-2753

E. Ann Carson (BJS)
Elizabeth.carson@ojp.usdoj.gov
Phone: (202) 616-3496


OMB No. 1121-0102: Approval Expires 06/30/2017

National Prisoner Statistics ... x +

https://nps.abtassociates.com 80% Search

An inch of snow, icy r... Most Visited Getting Started Google Home PB Population Estimates ... PB Population Estimates ... BJS Bureau of Justice Stati...

Bureau of Justice Statistics



SUMMARY OF SENTENCED POPULATION MOVEMENT

National Prisoner Statistics

Dashboard Reports Information Contact Us Logout

This survey has been submitted.

Main Menu

New York Department Of Corrections And Community Supervision

Action	Status	Section	Description
Start	Not Attempted		Contact Information
Review	Complete 02/27/2017 10:17 a.m.	1	Year-End Prison Counts
Review	Complete 02/27/2017 10:27 a.m.	2	Admissions and Releases During 2016
Review	Complete 02/27/2017 10:41 a.m.	3	Prison System Capacity
Review	Complete 02/27/2017 10:41 a.m.	4	Special Custody Populations
Review	Complete 02/27/2017 10:43 a.m.	5	HIV/AIDS

National Prisoner Statistics ... x


https://nps.abtassociates.com/management/users/36/?next=/

80%

Search

An inch of snow, icy r... Most Visited Getting Started Google Home Population Estimates ... Population Estimates ... BJS Bureau of Justice Stati...

Bureau of Justice Statistics



2016 NATIONAL PRISONER STATISTICS - 1B
SUMMARY OF SENTENCED POPULATION MOVEMENT

National Prisoner Statistics

Dashboard Reports Information Contact Us Logout

Edit User

Email address: david.aziz@dccs.ny.gov

First name: David

Last name: Aziz

Title: Director, PPR&E

Phone:

Address1:

Address2:

Address3:

Address4:

City:

State:

National Prisoner Statistics ... x National Prisoner Statistics ... x

https://nps.abtassociates.com/survey/1/1

67%

Search

An inch of snow, icy r... Most Visited Getting Started Google Home Population Estimates ... Population Estimates ... BJS Bureau of Justice Stati...

Reporting Instructions

- If you are unable to report an item using NPS definitions and reporting criteria, describe the definitions or criteria you used in the NOTES section.
- If your jurisdiction, by law or regulation, cannot have the type of inmate described by an item, select "NA" (Not Applicable) from the drop down list.
- If your jurisdiction had the type of inmate but you are unable to determine the number separately by item, report the combined count in one item, select "NR" (Not Reported) for the remaining items, and specify in NOTES.
- If your jurisdiction can have the type of inmate described, but did not have any on December 31, 2016, enter "0" (Zero) in the space provided.

1. On December 31, 2016, how many inmates under your custody —

- Exclude inmates held in local jails, private facilities, and facilities in other jurisdictions.
- Include inmates held in any public facility run by your state, including halfway houses, camps, farms, training/treatment centers, and hospitals.

	December 31, 2016		December 31, 2015	
	Male	Female	Male	Female
a. Had a total maximum sentence of more than 1 year (Include inmates with consecutive sentences that add to more than 1 year.)	47984	2245	48893	2328
b. Had a total maximum sentence of 1 year or less	86	10	102	19
c. Were unsentenced	284	22	111	34
d. TOTAL				

National Prisoner Statistics ... x +

https://nps.abtassociates.com/survey/1/1

80%

Search

An inch of snow, icy r... Most Visited Getting Started Google Home Population Estimates ... Population Estimates ... BJS Bureau of Justice Stati...

1. On December 31, 2016, how many inmates under your custody —

- Exclude inmates held in local jails, private facilities, and facilities in other jurisdictions.
- Include inmates held in any public facility run by your state, including halfway houses, camps, farms, training/treatment centers, and hospitals.

	December 31, 2016		December 31, 2015	
	Male	Female	Male	Female
a. Had a total maximum sentence of more than 1 year (Include inmates with consecutive sentences that add to more than 1 year.)	47984	2245	48893	2326
b. Had a total maximum sentence of 1 year or less	86	10	102	19
c. Were unsentenced	264	22	111	34
d. TOTAL (Sum of items 1a to 1c)	48334	2277	49106	2379

Mark (X) this box if custody numbers for 2016 are not comparable to 2015. Explain in NOTES.

National Prisoner Statistics ... x +

https://nps.abtassociates.com/survey/1/2

80%

Search

An inch of snow, icy r... Most Visited Getting Started Google Home Population Estimates ... Population Estimates ... BJS Bureau of Justice Stati...

2. On December 31, 2016, how many inmates under your jurisdiction —

	December 31, 2016		December 31, 2015	
	Male	Female	Male	Female
a. Had a total maximum sentence of more than 1 year (Include inmates with consecutive sentences that add to more than 1 year.)	48356	2264	49271	2335
b. Had a total maximum sentence of 1 year or less	86	10	102	19
c. Were unsentenced	0	0	0	0
d. TOTAL (Sum of items 2a to 2c)	48442	2274	49373	2354

Mark (X) this box if jurisdiction numbers for 2016 are not comparable to 2015. Explain in NOTES.

National Prisoner Statistics ... x +

https://nps.abtassociates.com/survey/1/3

An inch of snow, icy r... Most Visited Getting Started Google Home Population Estimates ... Population Estimates ... BJS Bureau of Justice Stati...

This survey has been submitted.

Year-End Prison Counts

3. On December 31, 2016, how many inmates under your jurisdiction were housed in a privately operated correctional facility —

- Exclude inmates housed in any publicly operated facility, even if under contract.
- Include inmates housed in any privately operated halfway houses, treatment facilities, hospitals, or other special facility.

	December 31, 2016		December 31, 2015	
	Male	Female	Male	Female
a. In your State	0	0	0	0
b. In another State	0	0	0	0

c. Are these inmates included in item 2? (If item 3c is "NO", explain in the NOTES section.)

	Male	Female
Yes	<input type="radio"/> Yes	<input type="radio"/> Yes
No	<input type="radio"/> No	<input type="radio"/> No

< Previous Page 3 Save and Continue >

OMB No. 1121-0102. Approval Expires 06/30/2017

National Prisoner Statistics ... x +

https://nps.abtassociates.com/survey/1/4

An inch of snow, icy r... Most Visited Getting Started Google Home Population Estimates ... Population Estimates ... BJS Bureau of Justice Stati...

This survey has been submitted.

Dashboard Reports Information Contact Us Logout

Year-End Prison Counts

4. On December 31, 2016, how many inmates under your jurisdiction were housed in local facilities operated by a county or other local authority? —

- Exclude inmates housed in privately operated facilities (reported in items 3a and 3b).
- Include inmates housed in local facilities under contract or other arrangement.

	December 31, 2016		December 31, 2015	
	Male	Female	Male	Female
a. TOTAL	9	4	6	0

(If "0" (zero), skip to item 5.)

b. Are these inmates included in item 2? (If item 4b is "NO", explain in the NOTES section.)

	Male	Female
Yes	<input type="radio"/> Yes	<input type="radio"/> Yes
No	<input type="radio"/> No	<input type="radio"/> No

< Previous Page 4 Save and Continue >

National Prisoner Statistics ... x

https://nps.abtassociates.com/survey/1/5 80% Search

An inch of snow, icy r... Most Visited Getting Started Google Home Population Estimates ... Population Estimates ... Bureau of Justice Stati...

This survey has been submitted.

Year-End Prison Counts

5. On December 31, 2016, how many inmates under your jurisdiction were housed

- Exclude inmates housed in privately operated facilities (reported in items 3a and 3b) and inmates housed in local jails (reported in item 4a).

	December 31, 2016		December 31, 2015	
	Male	Female	Male	Female
a. In Federal facilities	<input type="text" value="0"/>	<input type="text" value="0"/>	<input type="text" value="0"/>	<input type="text" value="0"/>
b. In other States' facilities —				
• Include only those inmates housed in State-operated facilities in other States.	<input type="text" value="0"/>	<input type="text" value="0"/>	<input type="text" value="0"/>	<input type="text" value="0"/>

(If "0" (zero) in items 5a and 5b, skip to item 6.)

National Prisoner Statistics ... x

https://nps.abtassociates.com/survey/1/6 80% Search

An inch of snow, icy r... Most Visited Getting Started Google Home Population Estimates ... Population Estimates ... Bureau of Justice Stati...

6. On December 31, 2016, how many inmates under your jurisdiction were —
(Hover over each race/ethnicity name for race/ethnicity definitions.)

	Male		Female	
a. White (not of Hispanic origin.)	<input type="text" value="11334"/>	<input type="text" value="1057"/>	<input type="text" value="1057"/>	<input type="text" value="1057"/>
b. Black or African American (not of Hispanic origin.)	<input type="text" value="23543"/>	<input type="text" value="827"/>	<input type="text" value="827"/>	<input type="text" value="827"/>
c. Hispanic or Latino	<input type="text" value="11976"/>	<input type="text" value="308"/>	<input type="text" value="308"/>	<input type="text" value="308"/>
d. American Indian/Alaska Native (not of Hispanic origin.)	<input type="text" value="420"/>	<input type="text" value="26"/>	<input type="text" value="26"/>	<input type="text" value="26"/>
e. Asian (not of Hispanic origin.)	<input type="text" value="253"/>	<input type="text" value="11"/>	<input type="text" value="11"/>	<input type="text" value="11"/>
f. Native Hawaiian or other Pacific Islander (not of Hispanic origin.)	<input type="text" value="NR"/>	<input type="text" value="NR"/>	<input type="text" value="NR"/>	<input type="text" value="NR"/>
g. Two or more races (not of Hispanic origin.)	<input type="text" value="NR"/>	<input type="text" value="NR"/>	<input type="text" value="NR"/>	<input type="text" value="NR"/>
h. Additional categories in your information system — Specify: Other <input type="text"/>	<input type="text" value="642"/>	<input type="text" value="21"/>	<input type="text" value="21"/>	<input type="text" value="21"/>
i. Not known	<input type="text" value="274"/>	<input type="text" value="24"/>	<input type="text" value="24"/>	<input type="text" value="24"/>
j. TOTAL (Sum of items 6a to 6i should equal item 2d)	<input type="text" value="48442"/>	<input type="text" value="2274"/>	<input type="text" value="2274"/>	<input type="text" value="2274"/>

National Prisoner Statistics ... X

https://nps.abtassociates.com/survey/2/1

50% Search

An inch of snow, icy r... Most Visited Getting Started Google Home CB Population Estimates ... CB Population Estimates ... BJS Bureau of Justice Stati...

7. Between January 1, 2016, and December 31, 2016, how many sentenced inmates under your jurisdiction were admitted as —

	Male	Female
a. New court commitments (include probation violators entering prison on the previous sentence.)	11890	999
b. Parole violators —		
(1) With a new sentence	NR	NR
(2) Without a new sentence (include violators returned without a new sentence, those held pending a hearing, and those not formally received.)	3890	290
c. Other conditional release violators (include returns from mandatory release other than parole, and shock probation.)		
(1) With a new sentence	NR	NR
(2) Without a new sentence	4271	172
d. Transfers from other jurisdictions (include inmates received from other jurisdictions to continue sentences already in force.)	248	31
e. AWOL returns, with or without new sentences	18	1
f. Escape returns, with or without new sentences	0	0
g. Returns from appeal or bond (include all inmates reinstated after long-term absences of more than 30 days.)	83	3
h. Other admissions. Specify: Return Error Discharge	3	7
i. TOTAL (Sum of items 7a to 7h)	19918	1480

Back to dashboard Page 1 Save and Continue

Select Agency: New York Department of Corrections And Community Supervision (NY) Change

National Prisoner Statistics ... X

Secure | https://nps.abtassociates.com/survey/2/2

Admissions and Releases During 2016

8. Between January 1, 2016, and December 31, 2016, how many sentenced inmates released from your jurisdiction were —

	Male	Female
a. Unconditional releases		
(1) Expirations of sentence (include inmates who served their maximum sentence minus credits.)	2259	123
(2) Commutations (include inmates whose sentence was deemed to have expired to allow for an immediate unconditional release.)	0	0
(3) Other unconditional releases. Specify:	0	0
b. Conditional releases		
(1) Probations (include inmates released on shock probation or placed on probation and conditionally released.)	0	0
(2) Supervised mandatory releases (include inmates who by law had to be conditionally released.)	5358	625
(3) Discretionary paroles	8559	729
(4) Other conditional releases. Specify:	0	0
c. Deaths	142	5

National Prisoner Statistics | <https://nps.abtassociates.com/survey/2/3>

Bureau of Justice Statistics

2016 NATIONAL PRISONER STATISTICS - 1B
SUMMARY OF SENTENCED POPULATION MOVEMENT

National Prisoner Statistics

Dashboard Reports Information Contact Us Logout

This survey has been submitted.

Admissions and Releases During 2016

9. How many inmates with a total maximum sentence of more than one year were

	Male	Female
a. Under your jurisdiction on January 1, 2016	49271	2335
b. Admitted during 2016 (Transcribe from item 7)	19916	1480
c. Released during 2016 (Transcribe from item 6)	20831	1531
d. Under your jurisdiction on December 31, 2016 (Add items 2a and 3b, subtract item 2c, should equal item 2a)	48366	2264

< Previous Page 3 Save

OMB No. 1121-0102; Approval Expires 06/30/2017

National Prisoner Statistics | <https://nps.abtassociates.com/survey/3/1>

Bureau of Justice Statistics

SUMMARY OF SENTENCED POPULATION MOVEMENT

National Prisoner Statistics

Dashboard Reports Information Contact Us Logout

This survey has been submitted.

Prison System Capacity

10. On December 31, 2016, what was the capacity of your prison system?

	Male	Female
a. Rated capacity (The number of beds or inmates assigned by rating officials to institutions within your jurisdiction.)	48612	2551
b. Operational capacity (The number of inmates that can be accommodated based on staff, existing programs, and services in institutions within your jurisdiction.)	48922	2551
c. Design capacity (The number of inmates that planners or architects intended for all institutions within your jurisdiction.)	48329	2433

Back to dashboard Page 1 Save

National Prisoner Statistics | X
 Secure | https://nps.abtassociates.com/survey/4/1

SUMMARY OF SENTENCED POPULATION MOVEMENT

National Prisoner Statistics

Dashboard Reports Information Contact Us Logout

This survey has been submitted.

Special Custody Populations

11. On December 31, 2016, how many inmates in your custody were under age 18?

Male	66	
Female	2	

12. On December 31, 2016, how many inmates in your custody were not citizens of the United States?

Male	4108	
Female	124	

Back to dashboard Page 1 Save

National Prisoner Statistics | X
 Secure | https://nps.abtassociates.com/survey/5/1

This survey has been submitted.

HIV/AIDS

Reporting Instructions

- For the following section **HIV test** includes any type of test, oral or blood, used to diagnose HIV among adults.
- If you are unable to report an item using NPS definitions and reporting criteria, describe the definitions or criteria you used in the **NOTES** section.
- Exclude inmates held in local jails, private facilities and facilities in other jurisdictions.
- Include inmates held in any public facility run by your state, including halfway houses, camps, farms, training/treatment centers, and hospitals.

13. On December 31, 2016, which of the following *best* described HIV testing among inmates entering your facility? (Check only one)

- Include all testing done upon entry such as during the intake process, reception or shortly thereafter.
 - All inmates were tested for HIV regardless of whether the inmate agreed (Skip to Question 15)
 - All inmates were told that an HIV test will be performed, and the test was given unless the inmate declined
 - All inmates were told that HIV testing was available, and the inmate must have requested a test
 - Inmates were only tested based upon an assessment of high-risk behavior, medical history, or other clinical evaluation
 - Not all inmates were told that an HIV test is available, but were tested if they requested one
 - Other (Please specify)

Specify:
 - Did not provide HIV testing (Skip to Question 15)

Back to dashboard Page 1 Save and Continue >

National Prisoner Statistics | X
 Secure | https://nps.abtassociates.com/survey/5/2

Dashboard Reports Information Contact Us Logout

This survey has been submitted.

HIV/AIDS

14. On December 31, 2016, which of the following *best* described consent for HIV testing among inmates entering your facility? (Check only one)

- General consent for medical services was obtained
- Separate consent, specifically for HIV testing, was obtained
- Inmate consent was not obtained

15. On December 31, 2016, which of the following described HIV testing among inmates already in custody? (Check all that apply).

- Exclude all testing done during the entry and discharge processes.
- Offered HIV test during routine medical examinations
- Tested inmates in high-risk groups
- Tested upon request from the inmate
- Tested upon clinical indication
- Tested upon court order
- Tested following involvement in an incident
- Other (Please specify)

Specify:

Did not provide HIV testing

< Previous Page 2 Save and Continue >

National Prisoner Statistics | X
 Secure | https://nps.abtassociates.com/survey/5/3

DEPARTMENT OF JUSTICE
 NATIONAL PRISONER STATISTICS

2016 NATIONAL PRISONER STATISTICS - 1B
 SUMMARY OF SENTENCED POPULATION MOVEMENT

National Prisoner Statistics

Dashboard Reports Information Contact Us Logout

This survey has been submitted.

HIV/AIDS

16. On December 31, 2016, which of the following *best* described HIV testing among inmates during discharge planning? (Check only one)

- All inmates were offered HIV testing
- Some inmates were offered HIV testing
- Inmates were only tested upon request from the inmate
- Other (Please specify)

Specify:

Did not provide HIV testing

< Previous Page 3 Save and Continue >

National Prisoner Statistics | X
 Secure | https://mps.abtassociates.com/survey/3/4

This survey has been submitted.


HIV/AIDS

17. On December 31, 2016, how many inmates under your custody were -
 • Include all inmates under your custody regardless of sentence length.

	Male	Female
a. Asymptomatic HIV positive (inmates who were HIV positive but had no HIV-related symptoms.)	590	51
b. Infected with lesser forms of symptomatic HIV disease (inmates who had symptoms of HIV infection, but without a confirmed AIDS diagnosis.)	0	0
c. Confirmed to have AIDS	311	9
d. TOTAL (Sum of items 17a to 17c.)	901	60

[< Previous](#) Page 4 [Save](#)

National Prisoner Statistics | X
 Secure | https://mps.abtassociates.com/survey/6/1

Bureau of Justice Statistics

2016 NATIONAL PRISONER STATISTICS - 1B
SUMMARY OF SENTENCED POPULATION MOVEMENT

National Prisoner Statistics

[Dashboard](#) [Reports](#) [Information](#) [Contact Us](#) [Logout](#)

This survey has been submitted.

Notes

Please review last year's explanatory notes and make any corrections, additions, or deletions necessary for 2016.

Question 13&16: In addition, inmates are offered HIV testing at every intrasystem transfer and during Age Specific Health Appraisals. Per NYS law, HIV testing without consent for inmates is not permitted.

Question 14: Per a change in NYS public health law, verbal consent is now acceptable for HIV testing.

Question 15: Testing is offered and performed on a voluntary basis under the following circumstances: -transfers between facilities and- participation in the Family Reunion Program.

Question 17: Reflects numbers off of a direct representation of data available on our problem list, as opposed to the previous use of a seroprevalence guided estimate.

Please mark (X) box to indicate that you have reviewed and updated the notes.

[Back to dashboard](#) Page 1 [Save](#)

Appendix 5:

**National Prisoner Statistics Program
Non-response follow-up email**

Date

Contact
Title
Department
Address 1
City, State Zipcode

Dear Contact,

Thank you for your continued participation in the National Prisoner Statistics 1B year-end data collection program.

BJS intends to publish its annual *Prisoners in 2017* bulletin in September 2018 to provide the public with more timely statistics. To meet this deadline, we request that you submit your 2017 form as soon as possible. If you have inquiries regarding the collection, please contact Tom Rich, our data collection agent at Abt Associates, Inc, via telephone at 617-349-2753 or email at tom_rich@abtassociates.com. If you have any general comments about these collections, you may also contact me 202-616-3496 or Elizabeth.Carson@usdoj.gov.

Sincerely,



E. Ann Carson, Ph.D.
Statistician, Corrections Statistics Program

Appendix 6:

**National Prisoner Statistics Program
BJS email request for final tabulation review and approval**

Date

Contact

Title

Department

Address 1

City, State Zipcode

Dear Contact,

Thank you for participating in the National Prisoner Statistics Program (NPS). The Bureau of Justice Statistics (BJS) is getting ready to release its annual *Prisoners in 2017* bulletin at the end of September 2018.

Attached are eight draft tables using data on prisoners under your jurisdiction and in your custody on December 31, 2017. We are sending you this draft before the public release to give you an opportunity to verify the accuracy of your data. We have also attached a blank NPS form should you need to refer back to BJS definitions for various measures. Please review these tables and provide any revisions before **July 15, 2018**. If we do not hear from you by that time, we will assume that your state's statistics are correct and will proceed with publication.

The numbers contained in the tables are preliminary and may be revised. Please do not cite data for any other jurisdictions prior to publication of the report.

On behalf of the Bureau of Justice Statistics, I thank you for providing these data to us. If you have any questions about your data, please contact me at 202/616.3496 or elizabeth.carson@usdoj.gov.

Sincerely,

E. Ann Carson
Acting Chief, Corrections Unit
Bureau of Justice Statistics
U.S. Department of Justice

Attachment.

Appendix 7:

**National Prisoner Statistics Program
2017 NPS-1B(T) data collection form**

RETURN TO	Abt Associates National Prisoner Statistics Survey 55 Wheeler Street Cambridge, MA 02138	FORM NPS-1B(T) (10-3-2017)	National Prisoner Statistics Prison Population Report 2017	U.S. DEPARTMENT OF JUSTICE BUREAU OF JUSTICE STATISTICS and ACTING AS COLLECTING AGENT ABT ASSOCIATES INC.
------------------	---	--------------------------------------	---	--

DATA SUPPLIED BY

NAME					Title		
TELEPHONE	Area Code	Number	Extension	FAX NUMBER	Area Code	Number	E-MAIL ADDRESS

GENERAL INFORMATION

- If you have any questions, contact the **Abt Associates NPS Project Director, Tom Rich** (617-349-2753 or tom_rich@abtassoc.com) or the **BJs NPS Program Manager, E. Ann Carson** (202-616-3496 or elizabeth.carson@ojp.usdoj.gov).
- Please submit the completed questionnaire by emailing a scanned copy of the form to tom_rich@abtassoc.com, by mailing the completed form to **Abt Associates** at the address above, or by FAXing all pages to 1-617-492-5219.
- Please retain a copy of the completed form for your records.

Who does this survey cover?

*This survey covers all sentenced and unsentenced inmates under your jurisdiction on **December 31, 2017**, regardless of the location of the inmates.*

- INCLUDE inmates under your Territory's/Commonwealth's jurisdiction held in your prison facilities (e.g., prisons, penitentiaries and correctional institutions; reception, diagnostic and classification centers; half-way houses, treatment centers, release centers, work farms, bootcamps, and prison farms).
- INCLUDE inmates under your jurisdiction backed up in local jails or held in another jurisdiction's facilities.
- INCLUDE inmates who are temporarily absent (less than 30 days), out to court, or on work release.
- INCLUDE inmates who are serving a sentence for your Territory/Commonwealth and another jurisdiction at the same time in your facilities.
- EXCLUDE pre-trial detainees and other inmates held in your Territory's/Commonwealth's facilities for another jurisdiction.

This survey covers all sentenced and unsentenced inmates in your custody on **December 31, 2017**.

- INCLUDE your jurisdiction's inmates and inmates your Territory/Commonwealth housed for other jurisdictions who were physically located in your prison facilities on **December 31, 2017**.
- EXCLUDE your Territory's/Commonwealth's inmates held outside of your prison facilities.

INSTRUCTIONS

- Please do not leave any item blank.**
- If the answer to a question is "not available" or "unknown," write "DK" in the space provided.
- If the answer to a question is "not applicable" write "NA" in the space provided.
- If the answer to a question is "none" or "zero," write "0" in the space provided.
- Please give the name, title, telephone number, fax number and e-mail address of the person filling out the report in the space provided above.

SECTION I – YEAR-END JURISDICTION COUNTS

1. On December 31, 2017, how many inmates under your jurisdiction–

Please do not count any inmates in more than one category.

- Include all inmates for whom your Territory/Commonwealth government has the legal authority and responsibility for the enforcement of their prison sentence, regardless of their location.

a. Had a total maximum sentence of more than 1 year?

- Include inmates serving consecutive sentences that add to more than 1 year.
- Include inmates serving concurrent sentences in which the sentence for the most serious offense is more than 1 year.

December 31, 2017

**December 31, 2016
(If Available)**

Male Female

Male Female

--	--	--	--	--

b. Had a total maximum sentence of 1 year or less?

--	--	--	--	--

c. Were unsentenced?

--	--	--	--	--

d. TOTAL

(Sum of Items 1a through 1c)

--	--	--	--	--

2. How complete are the counts in item 1, above? Mark (X) one.

- Complete count** — The figures are based on actual counts of all inmates under your jurisdiction.
- Partial count** — The figures are based on actual counts of inmates under your jurisdiction but exclude certain types of inmates who should be included in the counts (e.g., inmates housed in other jurisdictions, facilities due to crowding). Please identify the types of inmates excluded in Section V on page 4.
- Estimate** — The figures are based on estimates rather than actual counts of inmates under your jurisdiction. Please identify which items were estimated, and how the estimates were derived in Section V on page 4.

SECTION II – YEAR-END CUSTODY COUNTS

3. On December 31, 2017, how many inmates under your

custody–Please do not count any inmates in more than one category.

- Include all inmates who are physically located in your Territorial facilities only, including those your Territory housed for another jurisdiction.

a. Had a total maximum sentence of more than 1 year?

- Include inmates serving consecutive sentences that add to more than 1 year.
- Include inmates serving concurrent sentences in which the sentence for the most serious offense is more than 1 year.

December 31, 2017

**December 31, 2016
(If Available)**

Male Female

Male Female

--	--	--	--	--

b. Had a total maximum sentence of 1 year or less?

--	--	--	--	--

c. Were unsentenced?

--	--	--	--	--

d. TOTAL

(Sum of Items 3a through 3c)

--	--	--	--	--

4. How complete are the counts in item 3, above? Mark (X) one.

- Complete count** — The figures are based on actual counts of all inmates under your custody.
- Partial count** — The figures are based on actual counts of inmates in your custody but exclude certain types of inmates who should be included in the counts (e.g., inmates from another jurisdiction housed in your facilities). Please identify the types of inmates excluded in Section V on page 4.
- Estimate** — The figures are based on estimates rather than actual counts of inmates in your custody. Please identify which items were estimated, and how the estimates were derived in Section V on page 4.

SECTION III RACIAL AND ETHNIC COMPOSITION

5. On December 31, 2017, how many inmates under your jurisdiction—

Please do not count any inmates in more than one category.

- Include all inmates for whom your Territory/Commonwealth government has the legal authority and responsibility for the enforcement of their prison sentence, regardless of their location.

December 31, 2017

**December 31, 2016
(If Available)**

Male Female Male Female

a. White (not of Hispanic origin)				
b. Black (not of Hispanic origin)				
c. Hispanic or Latino (If your system records indicate Hispanic origin separately from race, enter "NR" in item 5c and report count in NOTES.)				
d. American Indian/Alaska Native (not of Hispanic origin)				
e. Asian (not of Hispanic origin)				
f. Native Hawaiian or Other Pacific Islander (not of Hispanic origin)				
g. Two or more races (not of Hispanic origin)				
h. Additional categories in your information system – Specify				
i. Not known				
j. TOTAL (Sum of 5a through 5i)				

SECTION IV – CROWDING AND CAPACITY

6. a. On December 31, 2017, how many inmates were under your jurisdiction but were housed in facilities operated by other Commonwealth/Territory, State, or Federal authorities, solely to ease prison crowding?

- INCLUDE only inmates that were held in a prison in another Commonwealth/Territory, State, or in the Federal system, solely to ease prison crowding.
- EXCLUDE inmates held outside your jurisdiction's facilities for reasons other than crowding (e.g., work release, court appearance, hospitals, treatment programs).

December 31, 2017

Male Female

--	--

b. Are these inmates included in the counts in Section I, item 1d?

- Yes No — *Please explain in Section V on page 4.*

7. On December 31, 2017, what was the capacity of your prison system?

- If your system has more than one prison, enter the combined capacity.
- If the answer is "not available" or "unknown," write "DK" in the space provided.
- If the answer is "not applicable," write "NA" in the space provided.

December 31, 2017

Male Female

a. What was the rated capacity?

- o The number of beds or inmates assigned by rating officials to institutions.

--	--

b. What was the operational capacity?

- o The number of inmates that can be accommodated based on staff, existing programs, and services in institutions.

--	--

c. What was the design capacity?

- o The number of inmates that planners or architects intended for all institutions within your jurisdiction.

--	--

SECTION V - EXPLANATORY NOTES