



Bipartisan Budget Act (BBA) 826

Office of Management & Budget (OMB) Title II, Title XVI
and Concurrent Screen Package

Table of Contents

1. Document Version Information	3
2. Self-Reporter Screen Progression	4
2.1. Self-Reporter “Happy Path” Progression	4
2.1.1.my Social Security Landing Page	4
2.1.1.1. Title II Self-Reporter Teaser	4
2.1.1.2. Title XVI Self-Reporter Teaser	4
2.1.1.3. Concurrent Self-Reporter Teaser	4
2.1.2. Title XVI/Concurrent Monthly Reporting Requirement Acknowledgment	5
2.1.3. Choose Employer	5
2.1.3.1. Employer Selection	5
2.1.3.1.1. Employer Selection: Foreign Address	5
2.1.3.1.2. Employer Selection “More Details” Modal	6
2.1.3.2. Privacy Act Statement	6
2.1.4. Wage Entry	7
2.1.4.1. Empty Wage Table Screen	7
2.1.4.1.1. Wage Report Frequency of Pay Dropdown	7
2.1.4.2. Wage Entry Screen	8
2.1.4.2.1. Wage Entry Screen: ‘Gross Pay’ Modal	8
2.1.4.3. Populated Wage Table Screen	8
2.1.4.4. Pay Period Deletion Confirmation Screen	9
2.1.5. Title XVI/Concurrent Employer Wage Confirmation Screen	10
2.1.5.1. Title XVI/Concurrent Employer Wage Confirmation Screen ‘Why am I Seeing this?’ Modal	10
2.1.6. Overlapping Pay Period Warning	11
2.1.6.1. Overlapping Pay Period More Information Modal	11
2.1.7. Wage Report Review	12
2.1.7.1. Title II Wage Report Review Screen	12
2.1.7.2. Title XVI/Concurrent Wage Report Review Screen	12
2.1.8. Wage Report Confirmation/Receipt	13
2.1.8.1. Title II Wage Report Confirmation Screen	13
2.1.8.1.1. Title II Wage Report Confirmation Screen for Self-reporters who are also Representative Payees (Hide/show)	14
2.1.8.1.2. Title II Wage Report Receipt	15
2.1.8.2. Title XVI Wage Report Confirmation Screen	16
2.1.8.2.1. Title XVI Wage Report Confirmation Screen for Self-reporters who are also Representative Payees (Hide/show)	17
2.1.8.2.2. Title XVI/Concurrent Wage Report Receipt	18
2.1.8.3. Concurrent Wage Report Confirmation Screen	19
2.1.8.3.1. Concurrent Wage Report Confirmation: Self Reporters who are also Representative Payees (hide/show)	20
2.2. Self-Reporter Variant Screens	21
2.2.1. Choose Employer- Single Employer Variant	21
2.2.2. Choose Employer Revisited - Multiple Employer Variant	21
2.2.2.1. Choose Employer Revisited- Single Employer on Record	21
2.2.2.2. Choose Employer Revisited – Maximum Number of Employers	22
2.2.2. Maximum Number of Employers- Error Screen	23
2.2.3. Wage Entry Table Paginated Variant- Maximum Records for Single Employer	24
2.2.4. Wage Report Review- Single Employer on Record	25
2.2.4.1. Review Screen- Maximum Employer Limit Information Notice and Form Controls	25
2.2.5. Wage Report Receipt Foreign Address	26
2.3. Self-Reporter Error Screens	27
2.3.1. Service Unavailable Error	27
2.3.2. Title XVI/Concurrent Monthly Wage Reporting Requirement Acknowledgement Error	27
2.3.3. Choose Employer- No Eligible Employer on Record	27
2.3.3.1. Choose Employer- No Eligible Employer on Record More Details Modal	28
2.3.4. Empty Wage Entry Table- No Data Entered/Single Employer on Record	28
2.3.5. Empty Wage Entry Table- No Data Entered/Multiple Employers on Record	28
2.3.6. Empty Wage Entry Table- Data Entered/Multiple Employers on Record	29
2.3.7. Wage Entry Modal- Error Summary Example	30
2.3.8. Wage Report Submission Error	30

3. Representative Payee Screen Progression.....	31
3.1. Representative Payee “Happy Path” Progression	31
3.1.1. Representative Payee Portal Landing Teasers	31
3.1.1.1. Title II mySSA Representative Payee Portal Landing Teaser	31
3.1.1.2. Title XVI mySSA Representative Payee Portal Landing Teaser	31
3.1.1.3. Concurrent mySSA Representative Payee Portal Landing Teaser	31
3.1.2. Choose Worker.....	32
3.1.2.1. Choose Worker Screen: ‘Need to Report Your Own Wages?’ modal	32
3.1.3. Title XVI/Concurrent Monthly Reporting Requirement Acknowledgment Screen	33
3.1.3.1. Title XVI/Concurrent Monthly Reporting Requirement Acknowledgment: ‘Need to Report your own wages?’ RP Modal	33
3.1.4. Choose Employer	34
3.1.4.1. Employer Selection “More Details” Modal	34
3.1.4.2. Employer Selection “Need to Report Your Own Wages? Modal	34
3.1.5. Wage Entry	35
3.1.5.1. Empty Wage Entry Screen.....	35
3.1.5.2. Wage Entry Screen.....	35
3.1.5.2.1. Wage Entry Screen: Gross Pay Modal	35
3.1.5.3. Pay Period Deletion Confirmation Modal	36
3.1.6. Wage Report Review	36
3.1.6.1. Title II Wage Report Review Screen	36
3.1.6.2. Title XVI/Concurrent Wage Report Review Screen.....	37
3.1.7. Wage Report Confirmation/Receipt	37
3.1.7.1. Title II Wage Report Confirmation Screen.....	37
3.1.7.1.1. Title II Wage Report Receipt.....	38
3.1.7.2. Title XVI Wage Report Confirmation Screen.....	39
3.1.7.2.1. Title XVI/Concurrent Wage Report Receipt	40
3.1.7.3. Concurrent Wage Report Confirmation Screen.....	41
3.2. Representative Payee Variant Screens	42
3.2.6. my Social Security Landing Page (Authorized as Representative Payee + Receiving Benefits)	42
3.2.7. Choose Wage Earner- Single Beneficiary Variant	43
3.2.8. Choose Employer- Single Employer Variant.....	43
3.2.9. Choose Employer Revisited- Multiple Employer Variant.....	44
3.2.9.1. Choose Employer Revisited- Single Employer on Record	44
3.3. Representative Payee Error Screens	45
3.3.6. Choose Wage Earner- Ineligible Wage Earner.....	45
3.3.6.1. Choose Wage Earner- Ineligible Wage Earner More Details Modal.....	45
3.3.6.2. Choose Worker- Ineligible Worker, Single Worker on Record ‘Report Own Wages’ Modal	45
3.3.6.3. Choose Worker- Ineligible Worker, Single Worker on Record.....	46
3.3.7. Choose Employer- No Eligible Employer on Record	46
3.3.7.1. Choose Employer- No Eligible Employer on Record More Information Modal	46
3.3.7.2. Choose Employer- No Eligible Employer on Record ‘Report Own Wages’ Modal	47
3.3.7.3. Choose Employer- No Eligible Employer on Record, Single Worker on Record.....	47
3.3.8. Empty Wage Entry Table- No Data Entered/Single Employer on Record.....	47
3.3.9. Empty Wage Entry Table- No Data Entered/Multiple Employers on Record	48
3.3.10 Empty Wage Entry Table- Data Entered/Multiple Employers on Record	48
3.3.11. Wage Entry Modal- Error Summary Example.....	49
3.3.12. Wage Report Submission Error	49

1. Document Version Information

Current Version Notes:

This document represents the screen progression for the BBA 826 Wage Reporting application for all eligible Title II, Title XVI and concurrent users. Screens for both self-reporting beneficiary and representative payee scenarios are included.

Each scenario is presented first as a “happy path” displaying a complete screen progression for each user scenario from application entry through report submission and review of receipt, followed by conditional screen variations and error messages within each scenario.

This screen package includes all updated screens from myWR release 6&7.

2. Self-Reporter Screen Progression

2.1. Self-Reporter “Happy Path” Progression

2.1.1. my Social Security Landing Page

2.1.1.1. Title II Self-Reporter Teaser

Report Wages

[Submit Your Pay Stub Information](#)

If you are receiving Social Security Disability and are working, you may report your wages online.

2.1.1.2. Title XVI Self-Reporter Teaser

Report Wages

[Submit Your Pay Stub Information](#)

If you receive Supplemental Security Income (SSI) and are working, or are a spouse, parent, or sponsor for someone receiving SSI, you may report your monthly wages online.

We are accepting wage reports for the entire month of December 2018. If you need to report wages paid in January, check back beginning February 1, 2019.

2.1.1.3. Concurrent Self-Reporter Teaser

Report Wages

[Submit Your Pay Stub Information](#)

We are accepting wage reports for the entire month of May 2017. If you need to report wages paid in June, check back beginning July 1, 2017.

2.1.2. Title XVI/Concurrent Monthly Reporting Requirement Acknowledgment



my Social Security

Jane Doe | [Sign Out](#)

Wage Reporting

Monthly Wage Reporting

We are now accepting wage reports for all wages paid in the month of January.
Before continuing, make sure you have all pay stubs from all employers that paid you in January.

Wages paid in February should be reported in the first six days of March to avoid incorrect payments. To report wages paid any other time, contact your local field office or [contact us](#).

***I understand that this report must include all wages paid by all employers for the entire month of January 2019.**

[Next](#) [Previous](#) [Exit](#)

2.1.3. Choose Employer

2.1.3.1. Employer Selection



my Social Security

Jane Doe | [Sign Out](#)

Wage Reporting

Choose Employer

Select an employer below to report wages for:

- Employer 1
123 Address Lane, Baltimore, MD 12345
- Employer 2
123 Address Lane, Baltimore, MD 12345
- Employer 3
123 Address Lane, Baltimore, MD 12345

i **Employer not listed?**
If you need to report wages for an employer not listed above, or have self-employment earnings or work changes to report, please [contact us](#) or your local Social Security field office. [What are work changes?](#)

[Next](#) [Previous](#) [Exit](#)

2.1.3.1.1. Employer Selection: Foreign Address

Employer 1
Street Address, City, Country

2.1.3.1.2. Employer Selection “More Details” Modal

2.1.3.2. Privacy Act Statement



my Social Security

John Doe | [Sign Out](#)

Privacy Act Statement

Collection and Use of Personal Information

Sections 205(a), 223, and 1631(e) of the Social Security Act, as amended, allow us to collect this information. Furnishing us this information is voluntary. However, failing to provide all or part of the information may prevent us from making accurate and timely decisions regarding your Social Security benefits.

We will use the information to make determinations regarding your eligibility for Social Security benefits. We may also share your information for the following purposes, called routine uses:

1. To third party contacts (including private collection agencies under contract with SSA) for the purpose of their assisting SSA in recovering overpayments; and,
2. To contractors and other Federal agencies, as necessary, for the purpose of assisting SSA in the efficient administration of its programs. We contemplate disclosing information under this routine use only in situations in which SSA may enter a contractual or similar agreement with a third party to assist in accomplishing an agency function relating to this system of records.

In addition, we may share this information in accordance with the Privacy Act and other Federal laws. For example, where authorized, we may use and disclose this information in computer matching programs, in which our records are compared with other records to establish or verify a person's eligibility for Federal benefit programs and for repayment of incorrect or delinquent debts under these programs.

A list of additional routine uses is available in our Privacy Act System of Records Notice (SORN) 60-0059, entitled Earnings Recording and Self-Employment Income System; 60-0089, entitled Claims Folders System; 60-0090, entitled Master Beneficiary Record; and 60-0103, entitled Supplemental Security Income Record and Special Veterans Benefits. Additional information and a full listing of all our SORNs are available on our website at www.socialsecurity.gov/privacy/sorn.html.

Close

2.1.4. Wage Entry

2.1.4.1. Empty Wage Table Screen



my Social Security

John Doe | [Sign Out](#)

Wage Reporting

Employer 1 Wages

How frequently are you paid by this employer?

Add or update pay stub information below to report wages for this employer:

Pay Period	Gross Pay	Pay Date	Actions
Please select the button below to report wages.			

[Add pay stub for this employer](#)

[Next](#) [Previous](#) [Exit](#)

2.1.4.1.1. Wage Report Frequency of Pay Dropdown

-
- Daily
- Weekly
- Every Two Weeks
- Twice Each Month
- Monthly
- Every Two Months
- Every Three Months
- Twice a Year
- Yearly

2.1.4.2. Wage Entry Screen



Social Security

Jane Doe [Sign Out](#)

Wage Reporting

Add Pay Stub for Employer 1

Pay period start

Month Day Year
 -- -- --

Pay period end

Month Day Year
 -- -- --

Gross pay for this pay period [What's this?](#)

Gross pay might be listed on a pay stub as 'Current Total', 'Current Amount', or something similar. Do not enter the 'Net Pay' or 'YTD Gross'.

\$

What date were you paid?

If you receive direct deposit, this is the date the wages were deposited into an account.

Month Day Year
 -- -- --

[Update](#) [Cancel](#)

2.1.4.2.1. Wage Entry Screen: 'Gross Pay' Modal

2.1.4.3. Populated Wage Table Screen



my Social Security

John Doe | [Sign Out](#)

Wage Reporting

i Your wage report has not yet been submitted.
 Select "Next" to review your wage report and add wages for any additional employers before submitting.

Employer 1 Wages

How frequently are you paid by this employer?

Every Two Weeks

Add or update pay stub information below to report wages for this employer:

Pay Period	Gross Pay	Pay Date	Actions
02/05/2017 - 02/18/2017	\$350.00	02/24/2017	Update Delete

[Add pay stub for this employer](#)

[Next](#) [Previous](#) [Exit](#)

2.1.4.4. Pay Period Deletion Confirmation Screen



my Social Security

John Doe | [Sign Out](#)

Wage Reporting

Employer 1 Wages

! Are you sure you want to delete this pay period?

<u>Pay Period</u>	<u>Gross Pay</u>	<u>Pay Date</u>
02/05/2017 - 02/18/2017	\$350.00	02/24/2017

Delete

Cancel

2.1.5. Title XVI/Concurrent Employer Wage Confirmation Screen



Jeannette N. Varga [Sign Out](#)

Wage Reporting

GAMESTOP Pay Stub Confirmation

! Have you entered all of the pay stubs received in December from GAMESTOP? [? Why am I seeing this?](#)

You indicated that GAMESTOP pays every week, and you entered 1 pay stub received in December. Double check to make sure all pay stubs received in December from this employer have been entered before continuing.

[Yes, Continue](#)

[Previous](#)

[OMB No. 0960-0808](#) [Privacy Policy](#) [Privacy Act Statement](#) [Accessibility Help](#)

2.1.5.1. Title XVI/Concurrent Employer Wage Confirmation Screen 'Why am I Seeing this?' Modal

Confirm Number of Pay Stubs ✕

The number of pay stubs entered may not match the indicated frequency of pay for this employer.

Please double check the number of pay stubs from this employer and make sure to enter all of the pay stubs received during the reporting month. If an incomplete wage report is submitted, it could result in an improper payment.

If you have pay stubs from other employers to report, you will have a chance to enter them before submitting.

[Close](#)

2.1.6. Overlapping Pay Period Warning



my Social Security

Je

Wage Reporting

PetSmart Wages

! Are you sure these pay periods are correct?
The wages below include more than one pay stub for the same pay period. Please check for errors. You can select "Update" to make changes. [Why am I seeing this?](#)

If the information is correct, select "Yes, these dates are correct" to continue.

Pay Period	Gross Pay	Pay Date	Actions
03/11/2018 - 03/24/2018	\$220.00	03/30/2018	Update Delete
03/18/2018 - 03/24/2018	\$150.00	03/30/2018	Update Delete

Yes, these dates are correct

Previous

2.1.6.1. Overlapping Pay Period More Information Modal



my Social Security

Je

Wage Reporting

PetSm

× Multiple pay stubs have been entered for the same pay period(s)

The information displayed may contain an error. Please double check the pay stubs to make sure the pay period start and end dates were entered correctly.

If the information is correct, you do not need to make any changes. Additional pay stubs may include bonus pay, back pay, overtime pay, etc.

You are still able to proceed with multiple pay stubs in one pay period. However if there is an error, select "Update" to make corrections to the pay stub information.

Close

Yes, th

2.1.7. Wage Report Review

2.1.7.1. Title II Wage Report Review Screen



my Social Security

Jane Doe | [Sign Out](#)

Wage Reporting

! This wage report has not been submitted yet!

Wage Report Review

Confirm the information below and select "Submit" to complete this wage report, or enter pay stubs from additional employers by selecting "Report Additional Wages" below.

Report for John Apple (**-**-0000)

Employer 1 Wages

[Edit](#)

How frequently are you paid by this employer? **Every Two Weeks**

Pay period	Gross Pay	Pay Date
04/28/2017 - 05/12/2017	\$350.00	05/13/2017
05/13/2017 - 05/26/2017	\$350.00	05/27/2017

i Ready to submit this wage report?

This report cannot be changed online after submitting. To make any changes after submitting this report you will need to contact your local Social Security field office or [contact us](#).

[Submit](#)

[Report Additional Wages](#)

[Exit](#)

2.1.7.2. Title XVI/Concurrent Wage Report Review Screen



my Social Security

Jane Doe | [Sign Out](#)

Wage Reporting

! This wage report has not been submitted yet!

Make sure to enter all pay stubs received in January before submitting.

Wage Report Review

Confirm the information below and select "Submit" to complete this wage report, or enter pay stubs from additional employers by selecting "Report Additional Wages" below.

Report for John Apple (**-**-0000)

Employer 1 Wages

[Edit](#)

How frequently are you paid by this employer? **Every Two Weeks**

Pay period	Gross Pay	Pay Date
04/28/2017 - 05/12/2017	\$350.00	05/13/2017
05/13/2017 - 05/26/2017	\$350.00	05/27/2017

i Ready to submit this wage report?

This wage report must include all wages paid by all employers in January. To make any changes after submitting this report you will need to contact your local Social Security field office or [contact us](#).

[Submit](#)

[Report Additional Wages](#)

[Exit](#)

2.1.8. Wage Report Confirmation/Receipt

2.1.8.1. Title II Wage Report Confirmation Screen



my Social Security

John Doe | [Sign Out](#)

Wage Reporting



Your wage report was successfully submitted at 1:00 PM on March 10, 2017.

We recommend that you print or save a copy of the wage report receipt for your records.

[View Receipt](#)



Have you had any changes in employment, or are you self employed?

To report work changes or self-employment earnings, please contact your local Social Security field office or [contact us](#).

[Done](#)

[Add New Wage Report](#)

2.1.8.1.1. Title II Wage Report Confirmation Screen for Self-reporters who are also Representative Payees (Hide/show)



my Social Security

John Doe | [Sign Out](#)

Wage Reporting



Your wage report was successfully submitted at 1:00 PM on May 10, 2019.
We recommend that you print or save a copy of the wage report receipt for your records.

[View Receipt](#)



Have you had any changes in employment, or are you self-employed?
To report work changes or self-employment earnings, please contact your local Social Security field office or [contact us](#).

[Need to report wages as a Representative Payee?](#)

Done

[Add New Wage Report](#)



my Social Security

John Doe | [Sign Out](#)

Wage Reporting



Your wage report was successfully submitted at 1:00 PM on May 10, 2019.
We recommend that you print or save a copy of the wage report receipt for your records.

[View Receipt](#)



Have you had any changes in employment, or are you self-employed?
To report work changes or self-employment earnings, please contact your local Social Security field office or [contact us](#).

[Need to report wages as a Representative Payee?](#)

If you are a Representative Payee for someone who is working and receiving Supplemental Security Income (SSI) and/or Social Security Disability Insurance, you can report their wages by [returning to the Service Options page](#) and selecting "Representative Payee Services".

Done

[Add New Wage Report](#)

2.1.8.1.2. Title II Wage Report Receipt

Wage Report Receipt

Print Save

Wage Report Receipt

✓ Your wage report was successfully submitted at 11:42 AM on January 15, 2019.



Social Security Administration

Date: January 15, 2019
BNC#: 19I5327E20157-A

NANCY G. DANEALU
107 FISHERVILLE RD
TRLR 32
CONCORD, NH 03301

Thank you for contacting us to report work or changes in your work.

Wage Report Receipt

Print Save

The information shown below has been forwarded to a Representative to determine what effect this change will have on your Social Security and/or Supplemental Security Income benefits.

If any of the information shown below is incorrect, please contact us at 1-800-772-1213.

Suspect Social Security Fraud?

Please visit <http://oig.ssa.gov/r> or call the Inspector General's Fraud Hotline at 1-800-269-0271 (TTY 1-866-501-2101).

If You Have Questions

We invite you to visit our web site at www.socialsecurity.gov on the Internet to find general information about Social Security. If you have specific questions, you may call us toll-free at 1-800-772-1213, or call your local office at 888-397-9798. We can answer most questions over the phone. If you are deaf or hard of hearing, you may call our TTY number, 1-800-325-0778. You can also write or visit any Social Security office. The office that serves your area is located at:

SOCIAL SECURITY
STE 100
70 COMMERCIAL ST
CONCORD, NH 03301-5094

If you do call or visit an office, please have this letter with you. It will help us answer your questions.

Wage Report Receipt

Print Save

SOCIAL SECURITY
STE 100
70 COMMERCIAL ST
CONCORD, NH 03301-5094

If you do call or visit an office, please have this letter with you. It will help us answer your questions. Also, if you plan to visit an office, you may call ahead to make an appointment. This will help us serve you more quickly when you arrive at the office.

Social Security Administration

Report Summary

The Following Pay Stubs Were Received:

WS41 Wages

Pay Date	Total Wages	Date Received
01/08/2019	\$999.99	01/15/2019

2.1.8.2. Title XVI Wage Report Confirmation Screen



my Social Security

John Doe | [Sign Out](#)

Wage Reporting



Your wage report for May 2019 was successfully submitted at 1:00 PM on June 20, 2019.

We recommend that you print or save a copy of the wage report receipt for your records.

Please report your wages for June in the first six days of July to avoid incorrect payments. To report any wages that you received before May 2019, contact your local Social Security field office or [contact us](#).

[View Receipt](#)



Have you had any changes in employment, or are you self employed?

To report work changes or self-employment earnings, please contact your local Social Security field office or [contact us](#).

Done

2.1.8.2.1. Title XVI Wage Report Confirmation Screen for Self-reporters who are also Representative Payees (Hide/show)



my Social Security

John Doe | [Sign Out](#)

Wage Reporting



Your wage report for May 2019 was successfully submitted at 1:00 PM on June 20, 2019.

We recommend that you print or save a copy of the wage report receipt for your records.

Please report your wages for June in the first six days of July to avoid incorrect payments. To report any wages that you received before May 2019, contact your local Social Security field office or [contact us](#).

[View Receipt](#)



Have you had any changes in employment, or are you self-employed?

To report work changes or self-employment earnings, please contact your local Social Security field office or [contact us](#).

▼ [Need to report wages as a Representative Payee?](#)

Done



my Social Security

John Doe | [Sign Out](#)

Wage Reporting



Your wage report for May 2019 was successfully submitted at 1:00 PM on June 20, 2019.

We recommend that you print or save a copy of the wage report receipt for your records.

Please report your wages for June in the first six days of July to avoid incorrect payments. To report any wages that you received before May 2019, contact your local Social Security field office or [contact us](#).

[View Receipt](#)



Have you had any changes in employment, or are you self-employed?

To report work changes or self-employment earnings, please contact your local Social Security field office or [contact us](#).

▲ [Need to report wages as a Representative Payee?](#)

If you are a Representative Payee for someone who is working and receiving Supplemental Security Income (SSI) and/or Social Security Disability Insurance, you can report their wages by [returning to the Service Options page](#) and selecting "Representative Payee Services".

Done

2.1.8.2.2. Title XVII/Concurrent Wage Report Receipt

Wage Report Receipt

Print Save

Wage Report Receipt

✔ Your wage report was successfully submitted at 10:54 AM on January 15, 2019.

Social Security Administration

Date: January 15, 2019
BNC#: 19FK839B17176 DI

JEANNETTE N. VARGA
16 BEELBEE ST
TOOWOOMBA
QUEENSLAND, 4350
Australia

Thank you for contacting us to report work or changes in your work activity. The information shown

Wage Report Receipt

Print Save

Thank you for contacting us to report work or changes in your work activity. The information shown below has been forwarded to a representative to determine what effect this change will have on your Social Security and/or Supplemental Security Income benefits. Remember, Social Security might not count the entire amount shown below when determining the SSI benefit amount. We will notify you of any change in payment shortly.

If any of the information shown below is incorrect, please contact us at the number shown below.

Suspect Social Security Fraud?
Please visit <http://oig.ssa.gov/fr> or call the Inspector General's Fraud Hotline at 1-800-269-0271 (TTY 1-866-501-2101).

If You Have Questions
If you have any questions, please:

- Visit our website at www.socialsecurity.gov to find general information about Social Security.
- Call us at 1-410-965-0160. We can answer most questions over the phone.
- Write us at the Office of International Operations, which is the Social Security office that services people who live outside the United States:
OIO DIO
PO Box 17775
Baltimore, MD 21235-7775

Wage Report Receipt

Print Save

PO Box 17775
Baltimore, MD 21235-7775

- Contact your local U.S. Embassy or Consulate. You can find contact information for your country at www.socialsecurity.gov/foreign

Please have this letter with you if you call or visit an office. If you write, please include a copy of the first page of this letter. It will help us answer your questions.

Social Security Administration

Report Summary

The Following Pay Stubs Were Received:

GAMESTOP Wages

Pay Date	Total Wages	Date Received
12/08/2018	\$1,111.00	01/15/2019

2.1.8.3. Concurrent Wage Report Confirmation Screen



my Social Security

John Doe | [Sign Out](#)

Wage Reporting



Your wage report for May 2019 was successfully submitted at 1:00 PM on June 20, 2019.

We recommend that you print or save a copy of the wage report receipt for your records.

Please report your wages for June in the first six days of July to avoid incorrect payments. To report any wages that you received before May 2019, contact your local Social Security field office or [contact us](#).

[View Receipt](#)



Have you had any changes in employment, or are you self employed?

To report work changes or self-employment earnings, please contact your local Social Security field office or [contact us](#).

[Done](#)

2.1.8.3.1. Concurrent Wage Report Confirmation Screen: For Self Reporters who are also Representative Payees (hide/show)



my Social Security

John Doe | [Sign Out](#)

Wage Reporting



Your wage report for May 2019 was successfully submitted at 1:00 PM on June 20, 2019.

We recommend that you print or save a copy of the wage report receipt for your records.

Please report your wages for June in the first six days of July to avoid incorrect payments. To report any wages that you received before May 2019, contact your local Social Security field office or [contact us](#).

[View Receipt](#)



Have you had any changes in employment, or are you self-employed?

To report work changes or self-employment earnings, please contact your local Social Security field office or [contact us](#).

▼ [Need to report wages as a Representative Payee?](#)

Done



my Social Security

John Doe | [Sign Out](#)

Wage Reporting



Your wage report for May 2019 was successfully submitted at 1:00 PM on June 20, 2019.

We recommend that you print or save a copy of the wage report receipt for your records.

Please report your wages for June in the first six days of July to avoid incorrect payments. To report any wages that you received before May 2019, contact your local Social Security field office or [contact us](#).

[View Receipt](#)



Have you had any changes in employment, or are you self-employed?

To report work changes or self-employment earnings, please contact your local Social Security field office or [contact us](#).

▲ [Need to report wages as a Representative Payee?](#)

If you are a Representative Payee for someone who is working and receiving Supplemental Security Income (SSI) and/or Social Security Disability Insurance, you can report their wages by [returning to the Service Options page](#) and selecting "Representative Payee Services".

Done

2.2. Self-Reporter Variant Screens

2.2.1. Choose Employer- Single Employer Variant



Wage Reporting

Choose Employer

Please confirm the employer you are reporting wages for:

Employer 1
123 Address Lane, Baltimore, MD, 12345

Employer not listed?
If you need to report wages for an employer not listed above, or have self-employment earnings or work changes to, please [contact us](#) or your local Social Security field office. [What are work changes?](#)

[Next](#) [Previous](#) [Exit](#)

2.2.2. Choose Employer Revisited - Multiple Employer Variant



Wage Reporting

Choose Employer

Wages have been entered for 1 of 3 employers. To enter additional wages, select an employer below. To complete this wage report, confirm all details on the [Wage Report Review](#) and submit before exiting.

Select an employer below to report wages for:

Employer 1
123 Address Lane, Baltimore, MD 12345 1 Pay Stub Entered

Employer 2
123 Address Lane, Baltimore, MD 12345

Employer 3
123 Address Lane, Baltimore, MD 12345

Employer not listed?
If you need to report wages for an employer not listed above, or have self-employment wages or work changes to report, please [contact us](#) or your local Social Security field office. [What are work changes?](#)

[Next](#) [Return to Review](#) [Exit](#)

2.2.2.1. Choose Employer Revisited- Single Employer on Record



Wage Reporting

Choose Employer

Wages have been entered for this employer. You can still enter additional wages for this employer. To complete this wage report, confirm all details on the [Wage Report Review](#) and submit before exiting.

Select the employer below to report more wages:

Employer 1
123 Address Lane, Baltimore, MD, 12345 2 Pay Stubs Entered

Employer not listed?
If you need to report wages for an employer not listed above, or have self-employment wages or work changes to report, please [contact us](#) or your local Social Security field office. [What are work changes?](#)

[Next](#) [Return to Review](#) [Exit](#)

2.2.2.2. Choose Employer Revisited – Maximum Number of Employers



my Social Security

John Doe | Sign Out

Wage Reporting

! You've entered wages for the maximum number of employers that can be included in a wage report.
Wages from additional employers cannot be added. To report wages from additional employers, submit this wage report and enter the wages from additional employers in a new report.

Choose Employer

Wages have been entered for the maximum number of employers (10). You can still add more wages for the employers you've already entered by selecting their name below, or returning to the wage report review page and select "Edit".

Select an employer below to report wages for:

<input type="radio"/> Employer 1 123 Address Lane, Baltimore, MD 12345	1 Pay Stub Entered
<input type="radio"/> Employer 2 123 Address Lane, Baltimore, MD 12345	1 Pay Stub Entered
<input type="radio"/> Employer 3 123 Address Lane, Baltimore, MD 12345	1 Pay Stub Entered
<input type="radio"/> Employer 4 123 Address Lane, Baltimore, MD 12345	1 Pay Stub Entered
<input type="radio"/> Employer 5 123 Address Lane, Baltimore, MD 12345	1 Pay Stub Entered
<input type="radio"/> Employer 6 123 Address Lane, Baltimore, MD 12345	1 Pay Stub Entered
<input type="radio"/> Employer 7 123 Address Lane, Baltimore, MD 12345	1 Pay Stub Entered
<input type="radio"/> Employer 8 123 Address Lane, Baltimore, MD 12345	1 Pay Stub Entered
<input type="radio"/> Employer 9 123 Address Lane, Baltimore, MD 12345	1 Pay Stub Entered
<input type="radio"/> Employer 10 123 Address Lane, Baltimore, MD 12345	1 Pay Stub Entered
<input type="radio"/> Employer 11 123 Address Lane, Baltimore, MD 12345	

[Next](#) [Return to Review](#) [Exit](#)

2.2.2. Maximum Number of Employers- Error Screen



my Social Security

John Doe | [Sign Out](#)

Wage Reporting

You have entered the maximum number of employers for this wage report

✖ Please enter wages for this employer in a new report.

To report wages from the selected employer or other additional employers, review and submit this wage report and then enter the wages from additional employers in a new report.

You can review or update information in this report before you submit by selecting one of the employers you already entered wages for from the 'Choose Employer' list, or by selecting 'Return to Review' at the bottom of the page.

[Return to Review](#)

[Back](#)

2.2.3. Wage Entry Table Paginated Variant- Maximum Records for Single Employer



my Social Security

John Doe | [Sign Out](#)

Wage Reporting



You have entered the maximum number of pay stubs for this employer.

To report additional wages from this employer, submit this wage report then enter the additional pay stubs in a new report.

Employer 1 Wages

How frequently are you paid by this employer?

Every Two Weeks

Add or update pay stub information below to report wages for this employer:

Showing 1 to 10 of 104 entries

Page 1 of 11

Pay period	Gross Pay	Pay Date	Actions
02/05/2017 - 02/18/2017	\$350.00	02/24/2017	Update Delete
02/19/2017 - 03/04/2017	\$350.00	03/10/2017	Update Delete
10/02/2017-10/16/2017	\$1000.00	10/16/2017	Update Delete
10/16/2017-11/02/2017	\$1500.00	11/04/2017	Update Delete
11/02/2017-11/14/2017	\$1200.00	11/18/2017	Update Delete
11/14/2017-11/28/2017	\$600.00	12/02/2017	Update Delete
11/28/2017-12/12/2017	\$1200.00	12/16/2017	Update Delete
12/12/2017-12/26/2017	\$1000.00	12/30/2017	Update Delete
12/26/2017-01/10/2018	\$1300.00	01/14/2018	Update Delete
01/10/2018-01/24/2018	\$1000.00	01/28/2018	Update Delete

Showing 1 to 10 of 104 entries

Page 1 of 11

[Next](#)

[Previous](#)

[Exit](#)

2.2.4. Wage Report Review- Single Employer on Record



my Social Security

Jane Doe | [Sign Out](#)

Wage Reporting

! This wage report has not been submitted yet!

Wage Report Review

Confirm the information below and select "Submit" to complete this wage report, or enter pay stubs from additional employers by selecting "Report Additional Wages" below.

Report for John Apple (***)-**-0000

Employer 1 Wages

[Edit](#)

How frequently are you paid by this employer? **Every Two Weeks**

<u>Pay period</u>	<u>Gross Pay</u>	<u>Pay Date</u>
04/28/2017 - 05/12/2017	\$350.00	05/13/2017
05/13/2017 - 05/26/2017	\$350.00	05/27/2017

i Ready to submit this wage report?

This report cannot be changed online after submitting. To make any changes after submitting this report you will need to contact your local Social Security field office or [contact us](#).

[Submit](#)

[Report Additional Wages](#)

[Exit](#)

2.2.4.1. Review Screen- Maximum Employer Limit Information Notice and Form Controls

i Are you ready to submit this wage report?

You have entered the maximum number of employers to be included in this wage report. To report wages from additional employers, submit this wage report and then enter additional wages in a new report.

You will no longer be able to change this information once you submit the report.

[Submit](#)

[Exit](#)

2.2.5. Wage Report Receipt Foreign Address

John Doe | Sign Out

Wage Report Receipt

Print Save

✔ Your wage report was successfully submitted at 1:00 PM on March 10, 2017.

Receipt of Wages



Social Security Administration

Date: March 10, 2017
Claim Number: 0000000000

JOHN DOE
Foreign Address Line 1
Foreign Address Line 2
Foreign Address Line 3
Foreign Address Line 4
Foreign City, Postal Zone Country

Thank you for contacting us to report work or changes in your work.

The information shown below has been forwarded to a Representative to determine what effect this change will have on your Social Security and/or Supplemental Security Income benefits.

If any of the information shown below is incorrect, please contact us at 1-800-772-1213.

Suspect Social Security Fraud?

Please visit <http://oig.ssa.gov/r> or call the Inspector General's Fraud Hotline at 1-800-269-0271 (TTY 1-866-501-2101).

If You Have Questions

If you have any questions, please:

- Visit our website at www.socialsecurity.gov to find general information about Social Security.
- Call us at 1-410-965-0160. We can answer most questions over the phone.
- Write us at the Office of International Operations, which is the Social Security office that services people who live outside the United States:

OIO DIO
PO Box 17775
Baltimore, MD 21235-7775

- Contact your local U.S. Embassy or Consulate. You can find contact information for your country at www.socialsecurity.gov/foreign

Please have this letter with you if you call or visit an office. If you write, please include a copy of the first page of this letter. It will help us answer your questions.

Social Security Administration

Report for John Doe (**-**-0000)

Employer 1 Wages

Pay Date	Total Wages	Date Received
02/24/2017	\$350.00	03/10/2017
03/10/2017	\$350.00	03/10/2017

Employer 2 Wages

Pay Date	Total Wages	Date Received
02/24/2017	\$300.00	03/10/2017
03/10/2017	\$300.00	03/10/2017

2.3. Self-Reporter Error Screens

2.3.2. Service Unavailable Error



my Social Security

John Doe | [Sign Out](#)

Wage Reporting

✖ We're sorry, wage reporting is currently not available.
If you wish to submit wages online, please try again later.
You can also contact your local field office or [contact us](#).

Exit

2.3.3. Title XVI/Concurrent Monthly Wage Reporting Requirement Acknowledgement Error



my Social Security

John Doe | [Sign Out](#)

Wage Reporting

✖ Please correct the following information:
• Error: [Please confirm that you understand the monthly reporting requirement.](#)

Monthly Wage Reporting

We are now accepting wage reports for all wages paid in the month of January.
Before continuing, make sure you have all pay stubs from all employers that paid you in January.

Wages paid in February should be reported in the first six days of March to avoid incorrect payments. To report wages paid any other time, contact your local field office or [contact us](#).

✖ Please check the box below to confirm that you understand the monthly reporting requirement.

*I understand that this report must include all wages paid by all employers for the entire month of January 2019.

Next

Exit

2.3.4. Choose Employer- No Eligible Employer on Record



my Social Security

John Doe | [Sign Out](#)

Wage Reporting

No Employers on Record

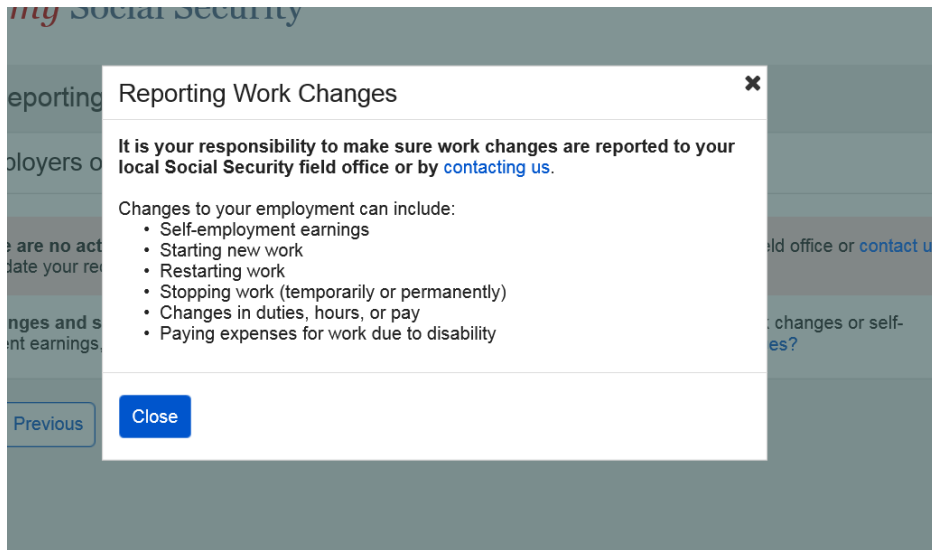
✖ There are no active employers on record at this time. Please contact your local Social Security field office or [contact us](#) to update your records.

Work changes and self-employment earnings cannot be reported online at this time. To report work changes or self-employment earnings, [contact us](#) or contact your local Social Security field office. [? What are work changes?](#)

Exit

Previous

2.3.4.1. Choose Employer- No Eligible Employer on Record More Details Modal



2.3.5. Empty Wage Entry Table- No Data Entered/Single Employer on Record



my Social Security

John Doe | [Sign Out](#)

Wage Reporting

✘ Please enter paycheck information for an employer before proceeding.

Go back to enter paycheck information for Employer 1.

Go Back

Exit

2.3.6. Empty Wage Entry Table- No Data Entered/Multiple Employers on Record



my Social Security

John Doe | [Sign Out](#)

Wage Reporting

✘ Please enter paycheck information for an employer before proceeding.

Go back to enter paycheck information for Employer 1, or choose a different employer to report for.

Go Back

Choose Different Employer

Exit


2.3.7. Empty Wage Entry Table- Data Entered/Multiple Employers on Record



my Social Security

John Doe | [Sign Out](#)

Wage Reporting

 **Please enter paycheck information for an employer before proceeding.**

Go back to enter paycheck information for Employer 1, or choose a different employer to report for.

To see paycheck information that you have reported for other employers, select Review Wage Report below.

[Go Back](#)

[Choose Different Employer](#)

[Review Wage Report](#)

[Exit](#)

2.3.8. Wage Entry Modal- Error Summary Example

✘ Please correct the following information:

- Error: Pay Period Start Month
- Error: Pay Period End Month
- Error: Gross Pay
- Error: Pay Date Month

Wage Report for Employer 1

Pay period start
✘ You must choose an option for this field.

Month: Day: Year:

Pay period end
✘ You must choose an option for this field.

Month: Day: Year:

Gross pay for this pay period
✘ You must choose an option for this field.

Be sure to enter the value for "Gross Pay", and not "Net Pay" from the paystub. Gross pay is the amount prior to taxes and deductions.

What date did you receive this paycheck?
✘ You must choose an option for this field.

Month: Day: Year:

If you receive direct deposit, this is the date the wages were deposited into your account.

2.3.9. Wage Report Submission Error



my Social Security

John Doe | [Sign Out](#)

Wage Reporting

✘ We're sorry. We cannot process your request at this time.

If you wish to submit wages online please try again later.

You can also contact your local field office or [contact us](#).

3. Representative Payee Screen Progression

3.1. Representative Payee “Happy Path” Progression

3.1.1. Representative Payee Portal Landing Teasers

3.1.1.1. Title II mySSA Representative Payee Portal Landing Teaser

Report Wages

[Submit Pay Stub Information](#)

As a representative payee for someone receiving Social Security Disability, you can report their wages online.

3.1.1.2. Title XVI mySSA Representative Payee Portal Landing Teaser

Report Wages

[Submit Pay Stub Information](#)

As a representative payee for someone receiving Supplemental Security Income (SSI), you can report their wages online.

We are accepting wage reports for the entire month of December 2018. If you need to report wages paid in January 2019, check back beginning February 1, 2019.

[▼ Need to report your own wages?](#)

Report Wages

[Submit Pay Stub Information](#)

As a representative payee for someone receiving Supplemental Security Income (SSI), you can report their wages online.

We are accepting wage reports for the entire month of December 2018. If you need to report wages paid in January 2019, check back beginning February 1, 2019.

[▲ Need to report your own wages?](#)

If you need to report your own wages as a spouse, parent, or sponsor of someone receiving SSI, [return to the Service Options page](#) and select "*my* Social Security".

3.1.1.3. Concurrent mySSA Representative Payee Portal Landing Teaser

Report Wages

[Submit Pay Stub Information](#)

As a representative payee for someone receiving Social Security Disability and Supplemental Security Income, you can report their wages online.

We are accepting wage reports for the entire month of December 2018. If you need to report wages paid in January 2019, check back beginning February 1, 2019.

3.1.2. Choose Worker



my Social Security

Jane Doe | [Sign Out](#)

Wage Reporting

Choose Worker

Whose wages are you reporting?

John Doe Jr. (**-**-0000)

Jane Doe (**-**-0000)

i Worker not listed? If you need to report wages as a representative payee for a worker not listed above, please contact your local field office or [contact us](#).

? Need to report your own wages?

Next

Exit

[OMB No. 0960-0808](#) | [Privacy Policy](#) | [Privacy Act Statement](#) | [Accessibility Help](#)

3.1.2.1. Choose Worker Screen: 'Need to Report Your Own Wages?' modal

The screenshot shows a modal dialog box titled "Need to report your own wages?" with a close button (X) in the top right corner. The main text inside the modal reads: "Return to the Service Options page and select 'my Social Security' to report your own wages as a spouse, parent, or sponsor of someone receiving SSI, or as someone receiving SSI or Social Security Disability Insurance." Below this text is a blue link that says "Return to Service Options page." At the bottom left of the modal is a blue button labeled "Close". The background of the page is dimmed, showing the "Choose Worker" section from the previous screenshot.

3.1.3. Title XVI/Concurrent Monthly Reporting Requirement Acknowledgment Screen



my Social Security

Jane Doe | [Sign Out](#)

Wage Reporting

Monthly Wage Reporting for John Apple

We are now accepting wage reports for all wages paid in the month of February.
Before continuing, make sure you have all pay stubs from all employers that paid John Apple in February.

Wages paid to John Apple in March should be reported in the first six days of April to avoid incorrect payments. To report wages paid any other time, contact your local field office or [contact us](#).

*I understand that this report must include all wages paid by all employers for the entire month of February 2019.

[Need to report your own wages?](#)

[Next](#)

[Previous](#)

[Exit](#)

3.1.3.1. Title XVI/Concurrent Monthly Reporting Requirement Acknowledgment Screen: 'Need to Report your own wages?' RP Modal

The screenshot shows a modal dialog box titled "Need to report your own wages?" with a close button (X) in the top right corner. The dialog contains the following text: "Return to the Service Options page and select 'my Social Security' to report your own wages as a spouse, parent, or sponsor of someone receiving SSI, or as someone receiving SSI or Social Security Disability Insurance." Below this text is a checkbox with the label "Return to Service Options page." and a "Close" button at the bottom left. The background shows the same wage reporting screen as in the previous image, but it is dimmed.

3.1.4. Choose Employer



my Social Security

Jane Doe | Sign Out

Wage Reporting

Choose Employer for John Apple

Select an employer below to report wages for:

- Employer 1
123 Address Lane, Baltimore, MD 12345
- Employer 2
123 Address Lane, Baltimore, MD 12345
- Employer 3
123 Address Lane, Baltimore, MD 12345

[Need to report your own wages?](#)

Employer not listed?
If you need to report wages for an employer not listed above, or have self-employment earnings or work changes to report as a Representative Payee, please [contact us](#) or your local field office. [How do I report work changes?](#)

[Exit](#) [Previous](#)

3.1.4.1. Employer Selection “More Details” Modal

Reporting Work Changes

As a Representative Payee, it is your responsibility to make sure work changes are reported to your local Social Security field office or by [contacting us](#).

Changes to this beneficiary's employment can include:

- Self-employment earnings
- Starting new work
- Restarting work
- Stopping work (temporarily or permanently)
- Changes in duties, hours, or pay
- Paying expenses for work due to disability

[Close](#)

3.1.4.2. Employer Selection “Need to Report Your Own Wages?” Modal

Need to report your own wages?

You are currently in Representative Payee Services. Exit and select **“my Social Security”** on the Service Options page to report your own wages.

You can report your own wages as a spouse, parent, or sponsor of someone receiving SSI, or as someone receiving SSI or Social Security Disability Insurance through the **“my Social Security”** service.

[Close](#)

3.1.5. Wage Entry

3.1.5.1. Empty Wage Entry Screen



my Social Security

John Doe | [Sign Out](#)

Wage Reporting

Employer 1 Wages for Jane Doe

How frequently is Jane Doe paid by this employer?

Add or update pay stub information below to report wages for this employer:

Pay Period	Gross Pay	Pay Date	Actions
Please select the button below to report wages.			

[Add pay stub for this employer](#)

[Next](#) [Previous](#) [Exit](#)

3.1.5.2. Wage Entry Screen



Social Security

Jane Doe | [Sign Out](#)

Wage Reporting

Add Pay Stub for Employer 1

Pay period start

Month Day Year

Pay period end

Month Day Year

Gross pay for this pay period [What's this?](#)

Gross pay might be listed on a pay stub as 'Current Total', 'Current Amount', or something similar. Do not enter the 'Net Pay' or 'YTD Gross'.

\$

What date was John Apple paid?

If John Apple receives direct deposit, this is the date the wages were deposited into an account.

Month Day Year

[Update](#) [Cancel](#)

3.1.5.2.1. Wage Entry Screen: Gross Pay Modal

Day Year Pay period end Month

Gross Pay

Gross pay is the total amount earned in the pay period before taxes and deductions.

[Close](#)

3.1.5.3. Pay Period Deletion Confirmation Modal



my Social Security

John Doe | [Sign Out](#)

Wage Reporting

Employer 1 Wages

! Are you sure you want to delete this pay period?

<u>Pay Period</u>	<u>Gross Pay</u>	<u>Pay Date</u>
02/05/2017 - 02/18/2017	\$350.00	02/24/2017

Delete

Cancel

3.1.6. Wage Report Review

3.1.6.1. Title II Wage Report Review Screen



my Social Security

Jane Doe | [Sign Out](#)

Wage Reporting

! This wage report has not been submitted yet!

Wage Report Review for John Apple

Confirm the information below and select "Submit" to complete this wage report, or enter pay stubs from additional employers by selecting "Report Additional Wages" below.

Jane Doe's Report for John Apple (***-**-0000)

Employer 1 Wages

[Edit](#)

How frequently is John Apple paid by this employer? **Every Two Weeks**

<u>Pay period</u>	<u>Gross Pay</u>	<u>Pay Date</u>
04/28/2017 - 05/12/2017	\$350.00	05/13/2017
05/13/2017 - 05/26/2017	\$350.00	05/27/2017

i Ready to submit this wage report?

This report cannot be changed online after submitting. To make any changes after submitting this report you will need to contact your local Social Security field office or [contact us](#).

Submit

[Report Additional Wages](#)

[Exit](#)

3.1.6.2. Title XVI/Concurrent Wage Report Review Screen



my Social Security

Jane Doe | [Sign Out](#)

Wage Reporting

! This wage report has not been submitted yet!
Make sure to enter all pay stubs received in January before submitting.

Wage Report Review for John Apple

Confirm the information below and select "Submit" to complete this wage report, or enter pay stubs from additional employers by selecting "Report Additional Wages" below.

Jane Doe's Report for John Apple (**-**-0000)

Employer 1 Wages

[Edit](#)

How frequently is John Apple paid by this employer? **Every Two Weeks**

Pay period	Gross Pay	Pay Date
04/28/2017 - 05/12/2017	\$350.00	05/13/2017
05/13/2017 - 05/26/2017	\$350.00	05/27/2017

i Ready to submit this wage report?
This wage report for John Apple must include all wages paid by all employers in January. To make any changes after submitting this report you will need to contact your local field office or [contact us](#).

[Submit](#)

[Report Additional Wages](#)

[Exit](#)

3.1.7. Wage Report Confirmation/Receipt

3.1.7.1. Title II Wage Report Confirmation Screen



my Social Security

John Doe | [Sign Out](#)

Wage Reporting

✓ John Apple's wage report was successfully submitted at 1:00 PM on April 4, 2019.
We recommend printing or saving a copy of this wage report receipt for your records.
To report work changes or self-employment earnings for John Apple, contact your local Social Security field office or [contact us](#).

[View Receipt](#)

i Need to report your own wages?
You are currently in Representative Payee Services. If you need to report **your own wages**, [return to the Service Options page](#) and select "my Social Security", then select "Report Wages".

[Done](#)

[Add New Wage Report](#)

3.1.7.1.1. Title II Wage Report Receipt

Wage Report Receipt

Print Save

Wage Report Receipt

John Apple's wage report was successfully submitted at 1:00 PM on April 29, 2019.

Social Security Administration

Date: April 29, 2019
BNC# 19HT383J88451-A

JANE DOE for JOHN APPLE
12345 Jackson Parkway
Apt 2D
Jacksonville, FL 29304

Thank you for contacting us to report work or changes in John Apple's work.

The information shown below has been forwarded to a Representative to determine what effect this

Wage Report Receipt

Print Save

SOCIAL SECURITY ADMINISTRATION
STE 100
70 COMMERCIAL ST
CONCORD, NH 03301-5094

If you do call or visit an office, please have this letter with you. It will help us answer your questions. Also, if you plan to visit an office, you may call ahead to make an appointment. This will help us serve you more quickly when you arrive at the office.

Social Security Administration

Report Summary

The Following Pay Stubs Were Received:

WS41 Wages

Pay Date	Total Wages	Date Received
01/08/2019	\$999.99	01/15/2019

3.1.7.2. Title XVI Wage Report Confirmation Screen



my Social Security

Jane Doe | [Sign Out](#)

Wage Reporting



John Apple's wage report for January 2018 was successfully submitted at 1:00 PM on February 5, 2019.

We recommend printing or saving a copy of this wage report receipt for your records. To avoid incorrect payments, report John Apple's wages for February in the first six days of March.

[View Receipt](#)



Need to report your own wages?

You are currently in Representative Payee Services. To report your own wages as a spouse, parent, or sponsor of someone receiving SSI, return to the [Service Options page](#) and select "**my** Social Security", then select "Report Wages".

[Done](#)

[Report Wages for Another Beneficiary](#)

3.1.7.2.1. Title XVII/Concurrent Wage Report Receipt

Wage Report Receipt

Print Save

Wage Report Receipt

✓ Lynden Stone's wage report was successfully submitted at 2:53 PM on April 29, 2019.

Social Security Administration
Supplemental Security Income

Date: April 29, 2019
BNC#: 19P4060C44970

CLINT J. SANDIDGE for LYNDEN P. STONE
4615 LIVE OAK CT
ELLICOTT CITY, MD 21043

Thank you for contacting us to report work or changes in Lynden Stone's work activity. The

Wage Report Receipt

Print Save

PO Box 17775
Baltimore, MD 21235-7775

- Contact your local U.S. Embassy or Consulate. You can find contact information for your country at www.socialsecurity.gov/foreign

Please have this letter with you if you call or visit an office. If you write, please include a copy of the first page of this letter. It will help us answer your questions.

Social Security Administration

Report Summary

The Following Pay Stubs Were Received:

GAMESTOP Wages

Pay Date	Total Wages	Date Received
12/08/2018	\$1,111.00	01/15/2019

3.1.7.3. Concurrent Wage Report Confirmation Screen



my Social Security

John Doe | [Sign Out](#)

Wage Reporting



John Apple's wage report for March 2019 was successfully submitted at 1:00 PM on April 4, 2019.

We recommend printing or saving a copy of this wage report receipt for your records. To avoid incorrect payments, report John Apple's wages for April in the first six days of May.

To report any wages that John Apple received before March 2019, or any self-employment earnings or work changes for John Apple, [contact us](#) or contact your local Social Security field office.

[View Receipt](#)



Need to report your own wages?

You are currently in Representative Payee Services. If you need to report your own wages, [return to the Service Options page](#) and select "my Social Security", then select "Report Wages".

[Done](#)

[Report Wages for Another Beneficiary](#)

3.2. Representative Payee Variant Screens

3.2.1. my Social Security Landing Page (Authorized as Representative Payee + Receiving Benefits)



my Social Security

John Doe | [Sign Out](#)

[My Home](#) [Message Center](#) [Security Settings](#)

Overview

Welcome, John! You last signed in on March 1, 2017 at 10:03AM EST.

Overview

Social Security Statement

[Benefit & Payment Details](#)

A Message from the Acting Commissioner:

▼ [Your Social Security Statement ...](#)

[Earnings Record](#)

[Replacement Documents](#)

[My Profile](#)

Estimated Benefits at Full Retirement Age (67): **Not applicable**

Last Reported Earnings: **\$0 in 2016** [View Earnings Record](#)

Benefits & Payments

You are receiving: **Social Security (Disability)** [View Benefit Details](#)

Your next payment is: **\$230.20 on April 3, 2017** [View Payment History](#)

[Get a Benefit Verification Letter](#)

Need proof that you applied for Social Security benefits? Here's your official letter.

Report Wages

[Submit Pay Stub Information](#)

If you are receiving Social Security Disability or Supplemental Security Income (SSI) and are working, or are a representative payee for someone receiving Social Security Disability or SSI, you may report wages online.

Social Security Card Replacement

[Privacy Policy](#) | [Accessibility Help](#)

3.2.2. Choose Wage Earner- Single Beneficiary Variant



my Social Security

John Doe | [Sign Out](#)

Wage Reporting

Choose Worker

Please select the name below to confirm that you are reporting wages for this individual, and select "Next":

Jane Doe (**-**-0000)



If you need to report wages for a worker who is not listed above, please contact your local field office or [contact us](#). [More Info](#)

Next

Exit

[OMB No. 0960-0808](#) | [Privacy Policy](#) | [Privacy Act Statement](#) | [Accessibility Help](#)

3.2.3. Choose Employer- Single Employer Variant



my Social Security

Jane Doe | [Sign Out](#)

Wage Reporting

Choose Employer for John Apple

Please confirm the employer you are reporting wages for:

Employer 1
123 Address Lane, Baltimore, MD, 12345

[Need to report your own wages?](#)



Employer not listed?

If you need to report wages for an employer not listed above, or have self-employment earnings or work changes to report as a Representative Payee, please [contact us](#) or your local field office. [How do I report work changes?](#)

Next

Previous

Exit

3.2.4. Choose Employer Revisited- Multiple Employer Variant



my Social Security

John Doe | [Sign Out](#)

Wage Reporting

Choose Employer for John Apple

Wages have been entered for 1 of 3 employers. To enter additional wages, select an employer below. To complete this wage report, confirm all details on the [Wage Report Review](#) and submit before exiting.

Select an employer below to report wages for:

- Employer 1** 1 Pay Stub Entered
123 Address Lane, Baltimore, MD 12345
- Employer 2**
123 Address Lane, Baltimore, MD 12345
- Employer 3**
123 Address Lane, Baltimore, MD 12345

i **Employer not listed?**
If you need to report wages for an employer not listed above, or have self-employment wages or work changes to report as a Representative Payee, please [contact us](#) or your local field office. [How do I report work changes?](#)

[Next](#) [Return to Review](#) [Exit](#)

3.2.4.1. Choose Employer Revisited- Single Employer on Record



my Social Security

John Doe | [Sign Out](#)

Wage Reporting

Choose Employer for John Apple

Wages have been entered for this employer. You can still enter additional wages for this employer. To complete this wage report, confirm all details on the [Wage Report Review](#) and submit before exiting.

Select the employer below to report more wages:


- Employer 1** 2 Pay Stubs Entered
123 Address Lane, Baltimore, MD, 12345

i **Employer not listed?**
If you need to report wages for an employer not listed above, or have self-employment wages or work changes to report as a Representative Payee, please [contact us](#) or your local field office. [How do I report work changes?](#)

[Next](#) [Return to Review](#) [Exit](#)

3.3. Representative Payee Error Screens

3.3.1. Choose Wage Earner- Ineligible Wage Earner

 Social Security Jane Doe [Sign Out](#)

Wage Reporting

Unable to Report Wages Online

✖ Wages cannot be reported online for JOHN APPLE at this time. [More Info](#)
If you need to report wages or changes in employment for this worker, please contact your local field office or [contact us](#).

You may still report wages as a Representative Payee for other listed beneficiaries by returning to the previous screen.

[Need to report your own wages?](#)

[Previous](#) [Exit](#)

3.3.1.1. Choose Wage Earner- Ineligible Wage Earner More Details Modal

Unauthorized Worker ✖

This worker is not authorized for online wage reporting at this time.

As a Representative Payee, you can only report wages online for beneficiaries who are working and receiving Social Security Disability and/or Supplemental Security Income (SSI)

To report wages or changes in employment for this worker, please contact your local Social Security field office or [contact us](#).

[Close](#)

3.3.1.2. Choose Worker- Ineligible Worker, Single Worker on Record 'Report Own Wages' Modal

Need to report your own wages? ✖

Return to the Service Options page and select "**my** Social Security" to report your own wages as a spouse, parent, or sponsor of someone receiving SSI, or as someone receiving SSI or Social Security Disability Insurance.

[Return to Service Options page.](#)

[Close](#)

3.3.1.3. Choose Worker- Ineligible Worker, Single Worker on Record



Social Security

Jane Doe [Sign Out](#)

Wage Reporting

Unable to Report Wages Online

✖ Wages cannot be reported online for JOHN APPLE at this time. If you need to report wages or changes in employment for this worker, please contact your local field office or [contact us](#).

As a Representative Payee, you can only report wages online for beneficiaries who are working and receiving Social Security Disability and/or Supplemental Security Income (SSI).

[? Need to report your own wages?](#)

Exit

3.3.2. Choose Employer- No Eligible Employer on Record



my Social Security

John Doe | [Sign Out](#)

Wage Reporting

No Employers on Record

✖ There are no employers on record for John Apple at this time. Please contact your local Social Security field office or [contact us](#) to update John Apple's records.

Work changes and self-employment earnings cannot be reported online at this time. To report work changes or self-employment earnings for John Apple, [contact us](#) or contact your local Social Security field office. [? What are work changes?](#)

[? Need to report your own wages?](#)

Exit

Previous

3.3.2.1. Choose Employer- No Eligible Employer on Record More Information Modal

Reporting Work Changes ✖

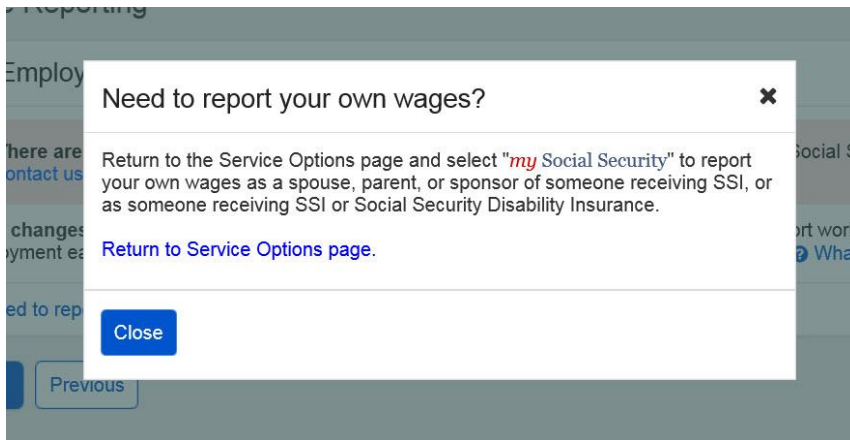
As a Representative Payee, it is your responsibility to make sure work changes are reported to your local Social Security field office or by [contacting us](#).

Changes to this beneficiary's employment can include:

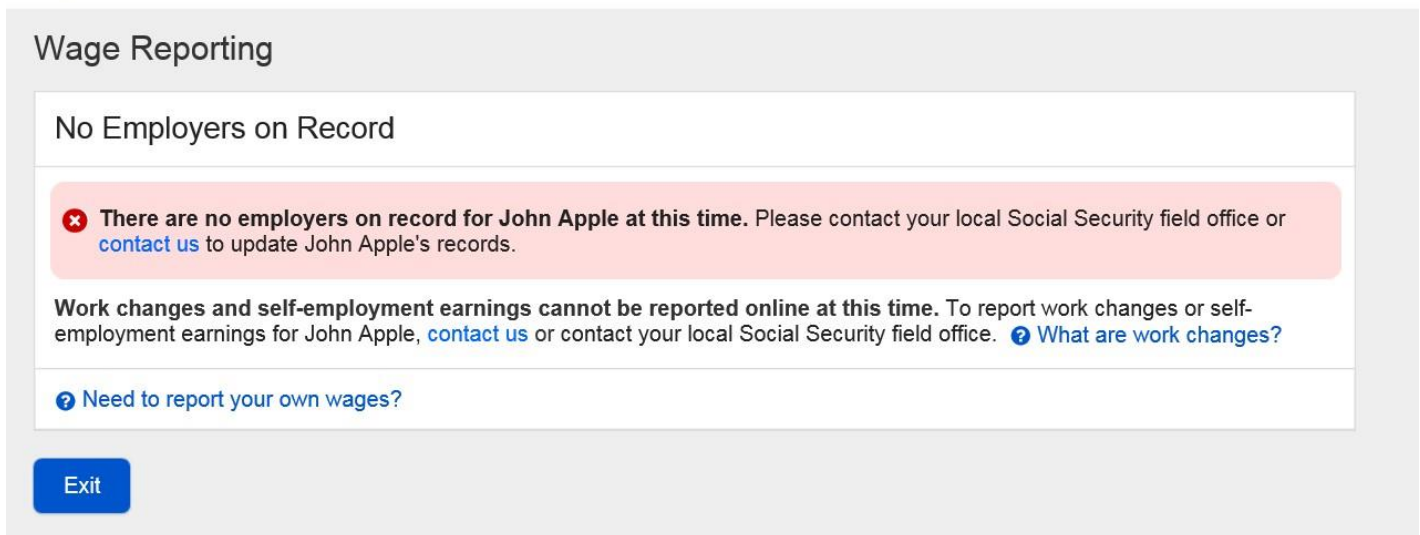
- Self-employment earnings
- Starting new work
- Restarting work
- Stopping work (temporarily or permanently)
- Changes in duties, hours, or pay
- Paying expenses for work due to disability

[Close](#)

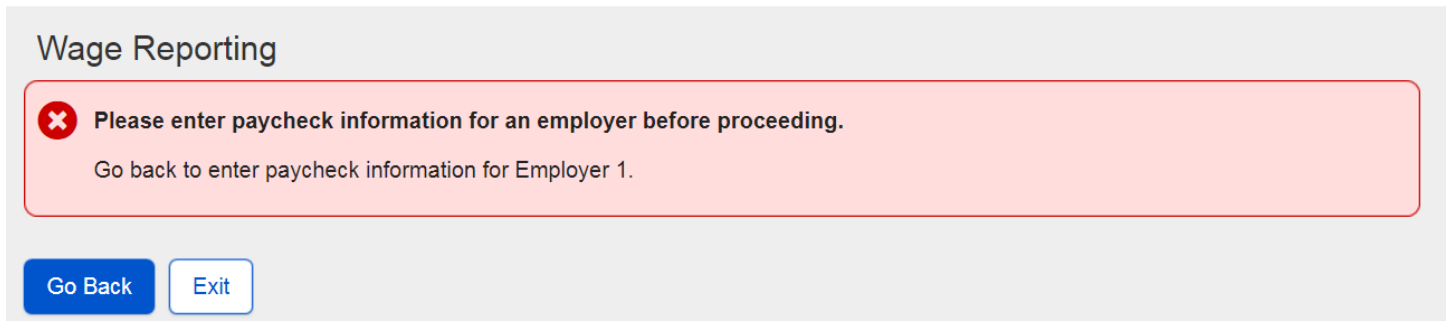
3.3.2.2. Choose Employer- No Eligible Employer on Record 'Report Own Wages' Modal



3.3.2.3. Choose Employer- No Eligible Employer on Record, Single Worker on Record



3.3.3. Empty Wage Entry Table- No Data Entered/Single Employer on Record



3.3.4. Empty Wage Entry Table- No Data Entered/Multiple Employers on Record



my Social Security

John Doe | [Sign Out](#)

Wage Reporting

✘ Please enter paycheck information for an employer before proceeding.

Go back to enter paycheck information for Employer 1, or choose a different employer to report for.

[Go Back](#)

[Choose Different Employer](#)

[Exit](#)

3.3.5. Empty Wage Entry Table- Data Entered/Multiple Employers on Record



my Social Security

John Doe | [Sign Out](#)

Wage Reporting

✘ Please enter paycheck information for an employer before proceeding.

Go back to enter paycheck information for Employer 1, or choose a different employer to report for.

To see information that you have reported for other employers, select Review Wage Report below.

[Go Back](#)

[Choose Different Employer](#)

[Review Wage Report](#)

[Exit](#)

3.3.6. Wage Entry Modal- Error Summary Example

✖ Please correct the following information:

- Error: Pay Period Start Month
- Error: Pay Period End Month
- Error: Gross Pay
- Error: Pay Date Month

Wage Report for Employer 1

<p>Pay period start ✖ You must choose an option for this field.</p> <p>Month Day Year</p> <p><input style="border: 1px solid red;" type="text" value="--"/> <input type="text" value="01"/> <input type="text" value="2017"/></p>	<p>Pay period end ✖ You must choose an option for this field.</p> <p>Month Day Year</p> <p><input style="border: 1px solid red;" type="text" value="--"/> <input type="text" value="14"/> <input type="text" value="2017"/></p>
---	---

Gross pay for this pay period
✖ You must choose an option for this field.

Be sure to enter the value for "Gross Pay", and not "Net Pay" from the paystub. Gross pay is the amount prior to taxes and deductions.

What date did Jane Doe receive this paycheck?
✖ You must choose an option for this field.

Month Day Year

If Jane Doe receives direct deposit, this is the date the wages were deposited into an account.

3.3.7. Wage Report Submission Error



my Social Security

John Doe | [Sign Out](#)

Wage Reporting

✖ We're sorry. We cannot process your request at this time.

If you wish to submit wages online please try again later.

You can also contact your local field office or [contact us](#).