

MAKING PROUD CHOICES (MPC) SCHOOL EDITION

CURRICULUM LOG SHEETS

Date: _____

FOR FACILITATORS

This packet contains 14 curriculum log sheets. Please complete the log sheet appropriate for each module you implement. These log sheets are a tool to document how much of the module you completed. If you wish to comment on any questions or explain your answers, feel free to write in the space in the margins.

FACILITATOR NAME: _____

MPC SCHOOL EDITION: LOG SHEET

Instructions: For each activity, indicate whether the activity was fully completed, partially completed, or not done at all. Place a check in the appropriate column.

Module 1 – Getting to Know You and Making Your Dreams Come True

ACTIVITY	NOT DONE	PARTIALLY COMPLETED	FULLY COMPLETED
A. Welcome and Program Overview			
B. Talking Circle			
C. Creating Group Agreements			
D. <i>Making Proud Choices: Be Proud! Be Responsible!</i> Brainstorm			
E. Goals and Dreams Timeline			
F. Brainstorming Obstacles to Your Goals and Dreams			

Did you add anything that was not a part of this module as written in the manual? ____ Yes ____ No

If yes, please describe what you added: _____

Did you make any other changes from the directions written in the facilitator's manual? ____ Yes ____ No

MPC SCHOOL EDITION: LOG SHEET

If yes, please describe what changed and why. _____



For each activity that you partially completed or did not complete, please indicate what was **not** completed and why:

MPC SCHOOL EDITION: LOG SHEET

Instructions: For each activity, indicate whether the activity was fully completed, partially completed, or not done at all. Place a check in the appropriate column.



Module 2 – The Consequences of Sex: HIV Infection: Part 1

ACTIVITY	NOT DONE	PARTIALLY COMPLETED	FULLY COMPLETED
A. <i>The Subject Is HIV</i> DVD and Discussion			
B. Myths and Facts About HIV			

Did you add anything that was not a part of this module as written in the manual? ____Yes ____No

If yes, please describe what you added: _____

Did you make any other changes from the directions written in the facilitator’s manual? ____Yes ____No

If yes, please describe what changed and why. _____

For each activity that you partially completed or did not complete, please indicate what was **not** completed and why:

MPC SCHOOL EDITION: LOG SHEET

Instructions: For each activity, indicate whether the activity was fully completed, partially completed, or not done at all. Place a check in the appropriate column.



Module 3 – The Consequences of Sex: HIV Infection: Part 2

ACTIVITY	NOT DONE	PARTIALLY COMPLETED	FULLY COMPLETED
A. HIV Risk Continuum			
B. Understanding Messages About Sex			

Did you add anything that was not a part of this module as written in the manual? ____ Yes ____ No

If yes, please describe what you added: _____

Did you make any other changes from the directions written in the facilitator’s manual? ____ Yes ____ No

If yes, please describe what changed and why. _____

For each activity that you partially completed or did not complete, please indicate what was **not** completed and why:

MPC SCHOOL EDITION: LOG SHEET

Instructions: For each activity, indicate whether the activity was fully completed, partially completed, or not done at all. Place a check in the appropriate column.



Module 4 – Attitudes About Sex, HIV and Condom Use

ACTIVITY	NOT DONE	PARTIALLY COMPLETED	FULLY COMPLETED
A. <i>The Hard Way</i> DVD and Discussion			
B. Calling Koko: Part 1			

Did you add anything that was not a part of this module as written in the manual? ____ Yes ____ No

If yes, please describe what you added: _____

Did you make any other changes from the directions written in the facilitator's manual? ____ Yes ____ No

If yes, please describe what changed and why. _____

For each activity that you partially completed or did not complete, please indicate what was **not** completed and why:

Instructions: For each activity, indicate whether the activity was fully completed, partially completed, or not done at all. Place a check in the appropriate column.

MPC SCHOOL EDITION: LOG SHEET

Module 5 – Strategies for Preventing HIV Infection Stop, Think and Act: Part 1



ACTIVITY	NOT DONE	PARTIALLY COMPLETED	FULLY COMPLETED
A. Calling Koko: Part 2			
B. STOP, THINK and ACT: Introduction to Problem Solving			
C. Sean and Morgan Case Study: Problem Solving Using STOP, THINK and ACT			

Did you add anything that was not a part of this module as written in the manual? ____Yes ____No

If yes, please describe what you added: _____

Did you make any other changes from the directions written in the facilitator's manual? ____Yes ____No

If yes, please describe what changed and why. _____

For each activity that you partially completed or did not complete, please indicate what was **not** completed and why:

Instructions: For each activity, indicate whether the activity was fully completed, partially completed, or not done at all. Place a check in the appropriate column.

MPC SCHOOL EDITION: LOG SHEET

Module 6 – Strategies for Preventing HIV Infection: Stop, Think and Act: Part 2



ACTIVITY	NOT DONE	PARTIALLY COMPLETED	FULLY COMPLETED
A. <i>Nicole's Choice</i> DVD and Discussion			
B. The AIDS Basketball Game			

Did you add anything that was not a part of this module as written in the manual? ____ Yes ____ No

If yes, please describe what you added: _____

Did you make any other changes from the directions written in the facilitator's manual? ____ Yes ____ No

If yes, please describe what changed and why. _____

For each activity that you partially completed or did not complete, please indicate what was **not** completed and why:

Instructions: For each activity, indicate whether the activity was fully completed, partially completed, or not done at all. Place a check in the appropriate column.

MPC SCHOOL EDITION: LOG SHEET

Module 7 – The Consequences of Sex: STDs: Part 1



ACTIVITY	NOT DONE	PARTIALLY COMPLETED	FULLY COMPLETED
A. STD Facts OR <i>The Subject Is STDs</i> DVD			
B. The Transmission Game			

Did you add anything that was not a part of this module as written in the manual? ____ Yes ____ No

If yes, please describe what you added: _____

Did you make any other changes from the directions written in the facilitator’s manual? ____ Yes ____ No

If yes, please describe what changed and why. _____

For each activity that you partially completed or did not complete, please indicate what was **not** completed and why:

Instructions: For each activity, indicate whether the activity was fully completed, partially completed, or not done at all. Place a check in the appropriate column.

MPC SCHOOL EDITION: LOG SHEET

Module 8 – The Consequences of Sex: STDs: Part 2



ACTIVITY	NOT DONE	PARTIALLY COMPLETED	FULLY COMPLETED
A. Discussing HIV and AIDS			
B. What I Think About HIV/STD and Safer Sex			
C. Condom Use Skills			

Did you add anything that was not a part of this module as written in the manual? ____ Yes ____ No

If yes, please describe what you added: _____

Did you make any other changes from the directions written in the facilitator’s manual? ____ Yes ____ No

If yes, please describe what changed and why. _____

For each activity that you partially completed or did not complete, please indicate what was **not** completed and why:

Instructions: For each activity, indicate whether the activity was fully completed, partially completed, or not done at all. Place a check in the appropriate column.

MPC SCHOOL EDITION: LOG SHEET

Module 9 – The Consequences of Sex: Pregnancy Part 1



ACTIVITY	NOT DONE	PARTIALLY COMPLETED	FULLY COMPLETED
A. Brainstorming About Teens and Sex			
B. Myths and Facts About Pregnancy			
C. <i>Tanisha & Shay</i> DVD			

Did you add anything that was not a part of this module as written in the manual? ____ Yes ____ No

If yes, please describe what you added: _____

Did you make any other changes from the directions written in the facilitator’s manual? ____ Yes ____ No

If yes, please describe what changed and why. _____

For each activity that you partially completed or did not complete, please indicate what was **not** completed and why:

Instructions: For each activity, indicate whether the activity was fully completed, partially completed, or not done at all. Place a check in the appropriate column.

Module 10 – The Consequences of Sex: Pregnancy: Part 2

MPC SCHOOL EDITION: LOG SHEET

ACTIVITY	NOT DONE	PARTIALLY COMPLETED	FULLY COMPLETED
A. Birth Control Methods Demonstration			
B. Agree/Disagree—Attitudes About Contraception			

Did you add anything that was not a part of this module as written in the manual? ____ Yes ____ No

If yes, please describe what you added: _____

Did you make any other changes from the directions written in the facilitator's manual? ____ Yes ____ No

If yes, please describe what changed and why. _____


For each activity that you partially completed or did not complete, please indicate what was **not** completed and why:

Instructions: For each activity, indicate whether the activity was fully completed, partially completed, or not done at all. Place a check in the appropriate column.

Module 11 – Developing Condom Use and Negotiation Skills: Part 1

ACTIVITY	NOT DONE	PARTIALLY	FULLY COMPLETED

MPC SCHOOL EDITION: LOG SHEET

		COMPLETED	Advancing science Reducing risk Improving lives
A. Condom Line-Up			
B. How to Make Condoms Fun and Pleasurable			
C. Barriers to Condom Use/ Condom Pros and Cons			

Did you add anything that was not a part of this module as written in the manual? ____Yes ____No

If yes, please describe what you added: _____

Did you make any other changes from the directions written in the facilitator's manual? ____Yes ____No

If yes, please describe what changed and why. _____


For each activity that you partially completed or did not complete, please indicate what was **not** completed and why:

Instructions: For each activity, indicate whether the activity was fully completed, partially completed, or not done at all. Place a check in the appropriate column.

Module 12 – Developing Condom Use and Negotiation Skills: Part 2

ACTIVITY	NOT DONE	PARTIALLY COMPLETED	FULLY COMPLETED
----------	----------	---------------------	-----------------

MPC SCHOOL EDITION: LOG SHEET

A. "What to Say if My Partner Says...": Responding to Excuses			
B. Introduction to SWAT and Scripted Roleplays			

Did you add anything that was not a part of this module as written in the manual? ____ Yes ____ No

If yes, please describe what you added: _____

Did you make any other changes from the directions written in the facilitator's manual? ____ Yes ____ No

If yes, please describe what changed and why. _____

For each activity that you partially completed or did not complete, please indicate what was **not** completed and why:

Instructions: For each activity, indicate whether the activity was fully completed, partially completed, or not done at all. Place a check in the appropriate column.

Module 13 – Enhancing Refusal and Negotiation Skills: Part 1

ACTIVITY	NOT DONE	PARTIALLY COMPLETED	FULLY COMPLETED
----------	----------	---------------------	-----------------

MPC SCHOOL EDITION: LOG SHEET

A. Safer Sex Negotiation Skills and <i>Wrap It Up</i> DVD			Advancing science Reducing risk Improving lives
B. Practicing and Enhancing Negotiation Skills: Unscripted Roleplays: Part 1			

Did you add anything that was not a part of this module as written in the manual? ____Yes ____No

If yes, please describe what you added: _____

Did you make any other changes from the directions written in the facilitator's manual? ____Yes ____No

If yes, please describe what changed and why. _____


For each activity that you partially completed or did not complete, please indicate what was **not** completed and why:

Instructions: For each activity, indicate whether the activity was fully completed, partially completed, or not done at all. Place a check in the appropriate column.

Module 14 - Enhancing Refusal and Negotiation Skills: Part 2

ACTIVITY	NOT DONE	PARTIALLY COMPLETED	FULLY COMPLETED
A. Practicing and Enhancing Negotiation Skills: Unscripted			

MPC SCHOOL EDITION: LOG SHEET

Roleplays: Part 2			Advancing science Reducing risk Improving lives
B. Talking to Your Partner About Condom Use			
C. Talking Circle			

Did you add anything that was not a part of this module as written in the manual? ____Yes ____No

If yes, please describe what you added: _____

Did you make any other changes from the directions written in the facilitator's manual? ____Yes ____No

If yes, please describe what changed and why. _____

For each activity that you partially completed or did not complete, please indicate what was **not** completed and why:

