


WHEAT OBJECTIVE YIELD PROCEDURES



CLIP AREA B

CLIP AREA A

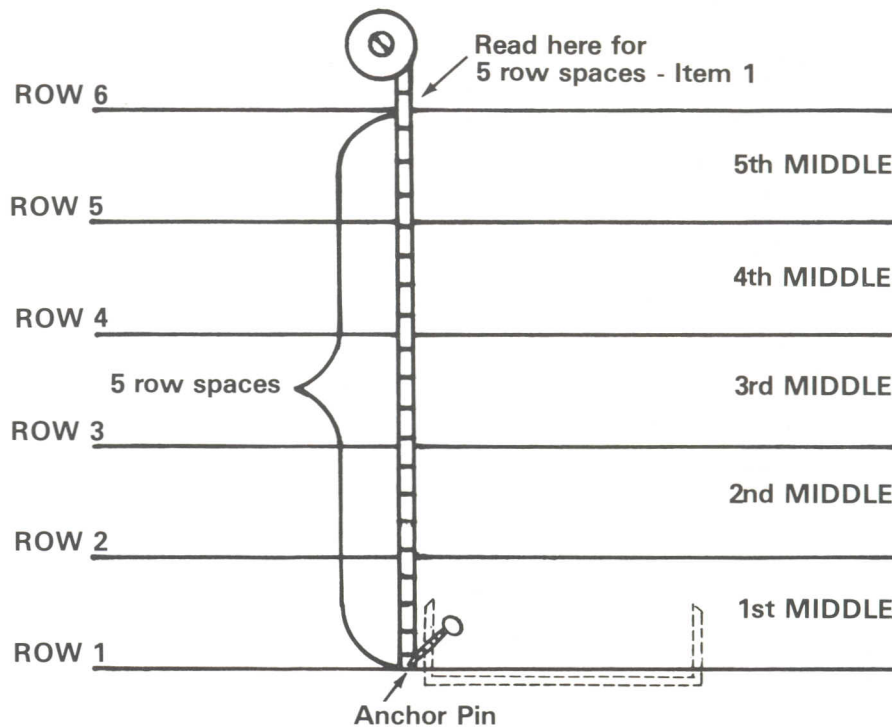
COUNT AREA




1. This illustrates a wheat objective yield unit laid out in a field where drill rows are apparent.

2. Here, flagging ribbon surrounds the unit where drill rows can not be identified.


MEASURING DISTANCE ACROSS ROW SPACES




3. The width across 5 row spaces is measured from the center of plants in row #1 to the center of row #6.



4. Code 1 (Pre-flag Stage). There is no swelling in the stalks and no flag leaf present.



5. Code 2 (Flag or Early Boot Stage). A flag leaf is present and the collar of the flag leaf has emerged above the top foliage leaf. The enclosed head is located below the collar of the top foliage leaf.



6. Code 3 (Late Boot or Flower Stage). The wheat is in the late boot stage from the point where the swelling has occurred above the top foliage leaf until the head has emerged and will show a watery clear liquid turning milky white.



7. Code 4 (Milk Stage). The kernels are soft, moist, and filled with a milky liquid.



8. Code 5 (Soft Dough Stage). The contents of the kernels are soft and can be kneaded like dough.



9. Code 6 (Hard Dough Stage). The grain is firm and can be dented with the thumbnail, but not easily crushed.




10. Code 7 (Ripe Stage). The grain is hard and breaks into fragments when crushed.



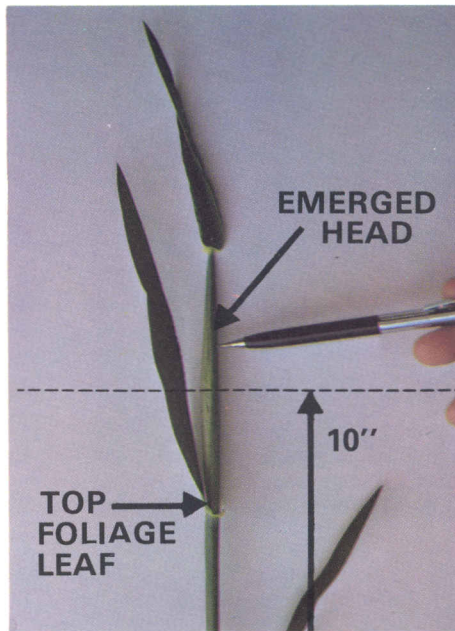
11. Each wheat stalk in the count area (see pictures 1 and 2) is carefully identified and counted.



12. A 10 inch stalk is counted when the collar of the top foliage leaf or top of the emerged head is seen above the brown 10-inch tall board. In this example, 13 stalks meet the criteria.



13 A stalk need not have an emerged head to be counted when the collar of the top foliage leaf is 10 inches above the ground.



14 Spikelets showing through the split in the leaf sheath reveal an emerged head 10 inches above the ground.



15. Five emerged heads are clipped from a specified row when the wheat is in the late boot, milk, or soft dough maturity stages (codes 3, 4, and 5). Clip should be made 2 inches above the ground.

16. The remaining emerged heads and those heads in the late boot stage are clipped from the same half of the same row described in caption 15. Clip should be made one-half inch below the head. The clipped heads—5 emerged heads, remaining emerged heads, and heads in late boot—will be sent to a laboratory for analysis.

17. An enumerator's hand holds all the grain picked up inside a post-harvest gleaning unit outlined by stakes and flagging ribbon. The loose grain, missed by the farmer, will be used to help determine harvesting losses.