



United States  
Department of  
Agriculture

National Agricultural  
Statistics Service

September 2020



# **National Animal Health Monitoring System (NAHMS)**

## **Health Management on U.S. Feedlots 2020 Study Phase I Questionnaire**

### **Interviewer's Manual**

# NAHMS Health Management on U.S. Feedlots 2020

## NASS Phase I Questionnaire

### Table of Contents

	Page
Definitions .....	3
I. Before the NASS Visit: Background Information and Training Requirements .....	6
II. The NASS Visit: Completing the Health Management on U.S. Feedlots 2020 Phase I Questionnaire.....	14
Questionnaire and Appendices A, B, and C .....	14
General Instructions.....	27
Section A—Cattle on Feed .....	29
Section B—Antibiotic Use and Stewardship.....	33
Section C—Veterinary Feed Directive Final Rule Implementation.....	39
Section D—Office Use Only.....	40
III. The NASS Visit: Completing the Health Management on U.S. Feedlots 2020 Consent to Contact Form.....	41
IV. The NASS Visit: Completing the Health Management on U.S. Feedlots 2020 NASS Informed Consent for Feedlots in the State of California Form.....	43

### Definitions

**Antibiotic:** A chemical compound generally produced by molds that inhibits and/or kills certain bacteria. Antibiotics are very effective against illnesses caused by bacteria.

**Antimicrobial:** Any substance of natural, semisynthetic, or synthetic origin that kills or inhibits the growth of microorganisms but causes little or no damage to the host. Technically, all antibiotics are antimicrobials, but not all antimicrobials are antibiotics. For the purposes of this questionnaire, however, the terms “antimicrobial” and “antibiotic” are considered synonymous, and the term antibiotic is used in the questionnaire because it is more familiar to Producers.

**Antimicrobial use definitions (excerpted from American Veterinary Medical Association (AVMA) website - <https://www.avma.org/policies/avma-definitions-antimicrobial-use-treatment-control-and-prevention>):**

**Antimicrobial prevention of disease (prophylaxis):** On a population basis, prevention is the administration of an antimicrobial to a group of animals, none of which have evidence of disease or infection, when transmission of existing undiagnosed infections, or the introduction of pathogens, is anticipated based on history, clinical judgement, or epidemiological knowledge.

**Antimicrobial control of disease (metaphylaxis):** On a population basis, control is the use of antimicrobials to reduce the incidence of infectious disease in a group of animals that already has some individuals with evidence of infectious disease or evidence of infection.

**Antimicrobial treatment of disease:** Treatment is the administration of an antimicrobial as a remedy for an individual animal with evidence of infectious disease.

**Backgrounded cattle:** An intermediate step in cattle production that begins after weaning, usually at a location different from the farm or ranch of origin. Producers who background cattle help the animals through the stress of weaning and get them ready for placement at their next destination, which could be a feedlot or pasture. Sometimes the terms backgrounder or stocker are used interchangeably, but cattle generally spend a longer time at a stocker operation than a backgrounder operation. In general, backgrounded cattle present a lower risk of introducing disease upon arrival at the feedlot.

**Beef Quality Assurance (BQA):** A national program that raises consumer confidence through offering proper management techniques and a commitment to quality within every segment of the beef industry. Nearly every U.S. State has an active BQA program. The program links all beef Producers with livestock production specialists, veterinarians, nutritionists, marketers, and food purveyors interested in maintaining and improving the quality of the beef they produce. BQA principles are based on good management practices designed to meet the need of the Nation’s food production system. In addition, BQA programming focuses on educating and training cattle Producers, farm advisors, and veterinarians on animal husbandry practices as well as issues regarding food safety and quality.

**BQA Feedyard Assessment:** An onsite educational tool that allows for assessing and benchmarking key indicators of animal care and welfare as well as feedyard conditions. The assessment has three main areas of focus: animal records, protocols, and facilities/ equipment. Assessments might be utilized as a self-assessment, completed by a second party, or conducted by a third-party assessor.

**Cattle on feed:** Cattle being fed a high-energy ration consisting of components such as grain, silage, hay, and/or protein supplement before being sent to slaughter. Operations with cattle being “backgrounded only” for later sale as feeders or for placement in another feedlot were excluded from this study. This questionnaire only collects information about steers and heifers.

**Cattle placed/placement:** This questionnaire is restricted to steers and heifers placed in a feedlot and fed a ration that will produce a “select or better” carcass at slaughter. Placement refers to the time that cattle entered the feedlot.

**Feeding period:** The time span beginning when cattle enter the feedlot and ending when cattle are marketed (i.e., shipped for slaughter).

**Feedlot:** An operation that feeds cattle for the slaughter market.

**Feedlot capacity:** The total number of cattle that could be accommodated in the feedlot at one time. For this study, feedlots were categorized as small or large:

**Small:** Feedlot capacity of 50 to 999 head.

**Large:** Feedlot capacity of 1,000 or more head.

**Heifer:** A young female bovine that has not calved.

**Group administration of antibiotics:** For purposes of this questionnaire, administration of an injectable antibiotic to cattle on a population basis rather than on an individual animal basis, that is to the majority of the animals in a pen. Group administration can be for prevention, control, or treatment of disease (see “Antimicrobial Use Definitions”), while individual administration is for treatment only of individual sick animals. In the 2017 Veterinary Services Antibiotic Use Questionnaire for Cattle on Feed, group administration was defined as administration of an injectable antibiotic to at least 90% of cattle in a pen for the prevention, control, or treatment of disease.

**Ionophore:** A drug administered in feed that promotes the efficient use of feedstuffs by altering the fermentation pattern in the rumen. Monensin, lasalocid, and laidlomycin are the three ionophores approved for use in cattle. All three are approved for improving feed efficiency. Monensin and lasalocid are also approved for prevention and control of coccidiosis. Ionophores are not categorized by the FDA as medically important antimicrobials for humans and do not require a veterinary feed directive.

**Medically important antimicrobial:** Any antimicrobial the FDA deems medically important with respect to the use of that class of antimicrobials for therapeutic use in human medicine. As of January 1, 2017, medically important antimicrobials are no longer approved by the FDA for use in food producing animals for growth promotion purposes, and medically important antimicrobials used in animal feed or water require veterinary oversight (i.e., a veterinary feed directive). Many injectable medically important antimicrobials already require veterinary oversight, although some are available over the counter in many States. All medications formulated for individual bolus dosing to cattle (e.g., sulfamethazine or Supra Sulfa III) are currently available over the counter in most States.

**Preconditioned cattle:** Preconditioning refers to a management practice designed to prepare calves to better adapt to a new location. Preconditioned calves are usually held on the operation of origin for a set period (e.g., 1-2 months) after weaning, allowing calves to recover from the stress of weaning before they leave the operation of origin. Practices typically used in a

preconditioning program include vaccination, castration, dehorning (if necessary), and introduction to a feed bunk. Preconditioned calves present a lower risk of having disease upon arrival at a feedlot.

**Pulse dosing:** Using the same antibiotic (usually chlortetracycline for feedlot cattle) on the same group of animals multiple times during the feeding period, usually interspersed with (a) period(s) with no antibiotic administration.

**Steer:** A male bovine castrated before sexual maturity.

**Stocker cattle:** Refers to cattle typically put on pasture after weaning and before being placed in a feedlot. Stocker cattle are often sent to a location other than the farm or ranch of origin and are often sold as yearlings, which have a low risk of disease upon feedlot placement.

**Veterinary Feed Directive (VFD):** A written order (paper or electronic) by a licensed veterinarian approving the use of an antimicrobial in feed, in the context of a valid veterinarian-client-patient relationship. Since the full implementation of FDA Guidance for Industry #213 on January 1, 2017, a VFD is required for use of medically important antimicrobials in feed. The use of medically important antimicrobials for production purposes (e.g., growth promotion) is illegal. Medically important antimicrobials may only legally be used for therapeutic purposes.

**People involved in questionnaire administration:** Described below are the individuals involved in administration of this questionnaire:

**Data Collector:** Refers to the individual administering (i.e., asking the questions) for the NAHMS Health Management on U.S. Feedlots 2020 Phase I Questionnaire. Throughout this manual, the data collector is often referred to as “you.”

**Regional Field Offices (RFO):** NASS has 12 regional offices across the country, each of which is responsible for the statistical work in several states.

**Respondent:** The individual who answers the questions in the NAHMS Health Management on U.S. Feedlots 2020 Phase I Questionnaire. Throughout this manual, the Respondent is often referred to as the “Producer.”

**Supervisor:** The NASS supervisor who oversees the Data Collector.

### I. Before the NASS Visit: Background Information and Training Requirements

#### Study Objectives

This study will survey feedlots about cattle health and health management practices from September 1, 2019, to August 31, 2020. Feedlots in the participating States<sup>1</sup> with a capacity of 50 head or more are eligible to participate.

#### This collection will support the following objectives:

1. Describe health management practices on U.S. feedlots with 50 or more head
2. Estimate the prevalence of important feedlot cattle diseases
3. Describe antibiotic use and stewardship practices on U.S. feedlots
4. Describe Producers' overall preparedness for changes to the Veterinary Feed Directive
5. Describe trends in feedlot cattle health management practices and important feedlot cattle diseases

#### Background Information

The NAHMS Health Management on U.S. Feedlots 2020 study is being conducted jointly by the National Agricultural Statistics Service (NASS) and the National Animal Health Monitoring System (NAHMS). NAHMS is a **non-regulatory** information gathering and disseminating program within the Animal and Plant Health Inspection Service (APHIS), an agency of the U.S. Department of Agriculture.

The purpose of the NAHMS program is to collect and analyze animal health data to provide scientifically sound and current information on the health status of U.S. livestock and poultry. The information is intended to benefit both livestock Producers (by facilitating efficient production and animal welfare) and the general public (by facilitating a safer and higher-quality food supply). Special emphasis is placed on obtaining valid estimates of management practices, production levels, and disease status of the national herd.

The NAHMS program is not designed to detect, regulate, or eradicate major epidemic diseases, but rather to learn about other less-well-known health problems and food safety and quality issues. As the food-animal industry grows more sophisticated, and production becomes more concentrated in large, confined facilities, demand increases for information on the impact of health problems. These problems are often related to animal genetics, herd management practices, the environment in which the herd is located, and exposure to infectious agents. The NAHMS program attempts to measure the occurrence of these conditions and to report the findings to the livestock industry, as well as to the general public. Additionally, as the livestock industry addresses concerns with food quality and food safety, it needs valid information on which to base decisions.

---

<sup>1</sup> Large (≥1000 head) only: MT, OK, UT, and WA

Small (50–999 head) only: IN, MI, OH, PA, and WI

Both large and small: CA, CO, ID, IL, IA, KS, MN, MO, ND, NE, SD, TX, and WY

The NAHMS program compiles some of its information from sources other than surveys of Producers. These sources include other government agencies, livestock industry organizations, and universities. Surveys of livestock Producers are conducted to assemble data that are not available elsewhere.

NAHMS was started in 1983. In the first few years after it was established, animal health and economic data were collected for various types of livestock through several State programs. Since 1989, surveys have been national in scope and have focused on hogs from farrowing to market, dairy cattle, cow-calf operations, cattle-on-feed operations, equids, catfish, poultry, goats, sheep, bison, and cervids. NASS State offices and NASDA field enumerators were involved in most of these projects.

NAHMS has conducted multiple studies on feedlot cattle, including the Cattle on Feed Evaluation 1994 study, the Feedlot 1999 study, the Feedlot 2011 study, and the Antibiotic Use and Stewardship on U.S. Feedlots 2017 study.

The NAHMS Health Management on U.S. Feedlots 2020 study is designed to provide a snapshot of current cattle health management practices. The information collected will also allow for the analysis of trends in specific topics related to cattle health, based on previous NAHMS feedlot studies. Priority issues facing the industry regarding feedlot cattle health were identified via responses to a needs assessment survey conducted by NAHMS in 2019 and from discussions with representatives of various segments of the feedlot industry, including Producer associations, feedlot veterinarians, and university and extension experts.

### **Benefits to Participating**

Reports published from this study will benefit the U.S. feedlot industry by providing current and scientifically valid estimates to:

- Aid in understanding disease preparedness strengths and vulnerabilities;
- Help policymakers and industry stakeholders make informed decisions;
- Identify research and development needs on vital issues related to feedlot cattle health;
- Enable economic analyses of the health and productivity of the U.S. feedlot industry;
- Identify educational needs and opportunities related to feedlot cattle health;
- Provide benchmark data on important feedlot cattle health management practices to inform quality assurance programs; and
- Provide transparent, credible, independent information on U.S. feedlot industry practices that is not collected by the industry itself.

These points may be useful in persuading a reluctant Producer to participate in the survey.

### Overview of Phase I Data Collection Conducted by NASS

NASS will conduct on farm interviews for the NAHMS Health Management on U.S. Feedlots 2020 study from September 28 through November 20, 2020. A random sample of about 5,393 feedlots with a capacity of 50 or more head will be taken. State offices will mail a pre-survey letter and the study launch sheet to sampled operations. The Regional Field Office (RFO) will provide you with copies of these materials so that you may refer to them during the interview.

**Eligibility criteria:** There are two components to the study: the large capacity component will include all operations with 1,000 or more head capacity in 17 States, and the small capacity component will include selected operations with 50-999 head capacity in 18 States.

All feedlots with 1,000 or more head capacity will be selected to participate in the study, about 2,200 total in the 17 States.

A sample of about 3,193 feedlots with 50-999 head capacity will be selected from an estimated population of about 14,000 operations with 50-999 head capacity in the 18 States.

**Cattle on feed** are defined as steers and heifers being fed a ration of grain, silage, hay, and/or protein supplement for the slaughter market that are expected to produce a carcass that will grade select or better. It excludes cattle being “backgrounded only” for later sale as feeders or later placement in another feedlot. It also excludes cows and bulls being fed for the slaughter market.

Enumerators will contact these operations to schedule a face-to-face interview with the feedlot producers.

**The last page of the Phase I Questionnaire is Section D—Office Use Only. All operations should have this section filled out, even if they are ineligible for the study, refuse, or are inaccessible.**

***Information provided in this manual will focus on Phase I of the study, the Phase I Questionnaire, and your role in the data collection process.***

At the conclusion of the Phase I interview, enumerators will ask Producers who complete the Phase I Questionnaire to sign a consent form that gives NASS written permission to release the Producer’s name and contact information to APHIS-Veterinary Services (VS)-NAHMS for possible participation in an additional farm visit and questionnaire. In trying to obtain the signed consent form, enumerators will briefly talk about Phase II of the study and will provide the Producer with informational material that explains Phase II and the benefits of participation in this phase of the study. All Producers that provide consent to participate in Phase II will be contacted by USDA-APHIS-VS.

### Overview of Phase II Data Collection Conducted by Veterinary Services

Phase II of the NAHMS Health Management on U.S. Feedlots 2020 study will take place February 1 through March 31, 2021, and involves a face-to-face interview by a



Veterinary Medical Officer (VMO) or an Animal Health Technician (AHT). Feedlots with 50 or more head capacity that completed the Phase I questionnaire are eligible to continue to Phase II. If the Producer is interested in learning more about Phase II of the study and agrees to have a VMO or AHT contact them about the option to participate, the enumerator will ask the Producer to sign a consent form to release the Producer's name and individual data to NAHMS.

The Phase II questionnaire includes questions about general health management practices, important feedlot cattle diseases, antibiotic use, nutrition, and biosecurity.

Participation in the NAHMS Health Management on U.S. Feedlots 2020 study is voluntary. A Producers may choose to answer every question, skip certain questions or sections, or end the interview at any time.

NAHMS has designated one (or two in some States) VMO in each State to serve as the State NAHMS Coordinator for Phase II of the NAHMS Health Management on U.S. Feedlots 2020 study. The State NAHMS Coordinator will be available to assist you and the State NASS office. A list of the NAHMS Health Management on U.S. Feedlots 2020 study State coordinators will be provided to you during training and can also be obtained from your State NASS office.

### Forms

The following materials, which you will receive from the Regional Field Office, are described more fully in this manual. These are the materials that need to be completed at the NASS visit.

- 1. NAHMS Health Management on U.S. Feedlots 2020 Phase I Questionnaire**  
This is a paper questionnaire that will be administered by a NASS enumerator to selected feedlots to collect data on cattle inventory and characteristics, general antibiotic use and stewardship, and implementation of the Veterinary Feed Directive rule changes. The questionnaire is to be administered during the personal interview by NASS enumerators in September, October, and November of 2020.
- 2. NAHMS Health Management on U.S. Feedlots 2020 Consent to Contact**  
The "Health Management on U.S. Feedlots 2020 Consent to Contact" is a paper form that a NASS enumerator will administer to Producers who complete Phase I to obtain consent to be contact by an APHIS-designated data collector for Phase II of the study.
- 3. NAHMS Health Management on U.S. Feedlots 2020 NASS Informed Consent for Feedlots in the State of California**  
This is a paper form that a NASS enumerator will administer only to California Producers who complete Phase I to obtain consent to release California state level aggregate data obtained from the Phase I Questionnaire to the California Department of Food and Agriculture for purposes of fulfilling California Food and Agricultural Codes 13300-14408.  
***Only to be completed by operations in California.***

### **CIPSEA Information**

NAHMS is a recognized statistical unit by the Office of Management and Budget. All information acquired for the NAHMS Health Management on U.S. Feedlots 2020 study will be used for statistical purposes only and will be treated as confidential in accordance with the Confidential Information Protection and Statistical Efficiency Act (CIPSEA). Only summary estimates based on the inference population will be reported. Data collected under CIPSEA are protected from Freedom of Information requests.

CIPSEA allows NASS agents to collect data that are limited to statistical use only. All information collected during the NAHMS Health Management on U.S. Feedlots 2020 study is protected from disclosure in identifiable form (i.e., the identity of the Respondent will not be disclosed). All identifiable information must be secured when not in use. All publications will use statistical aggregates and must clear a disclosure review process prior to distribution. No individual-level responses will be published.

Please note that the protection provided by CIPSEA only applies to this feedlot health study. Activities initiated by the Producer unrelated to this feedlot health study, such as testing for movement or sale, may cause unrelated regulatory action.

### **Who to Interview**

Interview the feedlot owner, manager, or veterinarian if possible. Information collected from other people is often less accurate. If the Producer says someone else is more knowledgeable, interview that person. There may be sections of the questionnaire that require the response of a different person who is knowledgeable about that section. Encourage Producers to have the operation records on hand. If records are used, information provided will likely be more accurate, and the interview will take less time.

### **Initial Contact with Respondent**

Thoroughly familiarize yourself with the “NAHMS Health Management on U.S. Feedlots 2020 Phase I Questionnaire” before you call the Respondents, so you can give them an idea of the kind of information that will be collected. Use this manual to familiarize yourself with the questionnaire. The Phase I Questionnaire asks about cattle inventory, sourcing of cattle, general management including housing and identification, antibiotic use and stewardship, and implementation of the U.S. Food and Drug Administration Veterinary Feed Directive rule changes on January 1, 2017.

Familiarize yourself with the Respondent’s feedlot capacity and location given to you by the Regional Field Office.

Call the Respondent and identify yourself. Explain how you obtained the Respondent’s name and ask if you can make an appointment either to talk to him/her at a more convenient time over the phone or set up a time to meet for a visit.

Make an appointment for the interview. Explain what will be covered and the time involved (about 45 minutes to complete the “Health Management on U.S. Feedlots 2020 Phase I Questionnaire”). Tell the Respondent that it will help to if he or she has records available during the interview. For example, specific records for cattle inventory may expedite the interview. Let the Producer know that they can access the Phase I

## **NASS Phase I Manual – NAHMS Health Management on U.S. Feedlots 2020**

---

Questionnaire on the NAHMS website to get a preview of the interview.

### **Items to take on the NASS visit**

- NAHMS Health Management on U.S. Feedlots 2020 Phase I Questionnaire—NASS Visit Manual
- NAHMS Health Management on U.S. Feedlots 2020 study launch sheet
- NAHMS Health Management on U.S. Feedlots 2020 Phase I Questionnaire
- Two copies of the Health Management on U.S. Feedlots 2020 Confidentiality Pledge
- Pen/pencils
- Calculator
- Business card—leave with the Respondent





## Study Activities

Participating in any NAHMS study is voluntary. If you are selected to participate in the Health Management on U.S. Feedlot, 2020, study and decide to do so, your answers will statistically represent many other producers in your State.

Representatives from NASS will visit participating operations from September through December 2020 to complete a questionnaire. If participants choose to continue in the study, USDA or State veterinary health professionals will visit feedlots from February 2021 through March 2021 to complete a second questionnaire.



## Benefits to Participating

Reports published from this study will benefit the U.S. feedlot industry by providing current and scientifically valid estimates to

- Aid in understanding disease preparedness strengths and vulnerabilities,
- Help policymakers and industry stakeholders make informed decisions,
- Identify research and development needs on vital issues related to feedlot cattle health,
- Enable economic analyses of the health and productivity of the U.S. feedlot industry,
- Identify educational needs and opportunities related to feedlot cattle health,
- Provide benchmark data on important feedlot cattle health management practices to inform quality assurance programs, and
- Provide transparent, credible, independent information on U.S. feedlot industry practices that is not collected by the industry itself.

## NAHMS Feedlot Studies Have Impact!

- The NAHMS Feedlot 1994 and 1999 studies helped pioneer further research into injection sites, branding locations, and cattle handling practices, which led to data benchmarking for beef quality assurance programs.
- The NAHMS Feedlot 1994 study provided the industry's first look into the prevalence of *E. coli* O157:H7 shedding by feedlot cattle.
- The NAHMS Feedlot 2011 study provided data that were used to inform an economic analysis focusing on the market impacts of reducing the prevalence of bovine respiratory disease in feedlot cattle.
- Almost 1,500 scientific and industry publications have referenced NAHMS feedlot data since 1990.

"NAHMS studies provide critical information for animal science, veterinary science, and many other disciplines involving teaching and research in beef feedlot production. These data are used as a component of the Beef Checkoff's National Beef Quality Audit every 5 years, as well as a plethora of other applied research efforts. We should all support and advocate for contributing to this study!"

Keith Belk, Ph.D., Animal Sciences Department Head at Colorado State University

"NAHMS provides us with a snapshot of how our industry partners are operating their business and making decisions, serving as a benchmark and gut-check for us in making decisions on how to run our business. This helps us stay open-minded and current in today's practice of feeding cattle."

Josh Szasz, DVM, Ph.D., Five Rivers Cattle Feeding



## Scientific Approach

NAHMS was established to collect accurate and valuable information on animal health and management in the United States. NAHMS studies are national in scope, science based, statistically valid, collaborative, voluntary, and anonymous.



## Confidentiality

NAHMS is a recognized statistical unit by the Office of Management and Budget. All information acquired for the NAHMS "Health Management on U.S. Feedlots, 2020" study will be used for statistical purposes only and will be treated as confidential in accordance with the Confidential Information Protection and Statistical Efficiency Act (CIPSEA). Only summary estimates based on the inference population will be reported. Data collected under CIPSEA are protected from Freedom of Information requests.



## For More Information

USDA-APHIS-VS-CEAH  
NRR Building B, M.S. 2E7  
2150 Centre Avenue  
Fort Collins, CO 80526-8117  
Phone: 970.494.7000  
Email: NAHMS@usda.gov

Or visit NAHMS at: <http://aphis.usda.gov/naahms>  
#791.1219

The U.S. Department of Agriculture (USDA) prohibits discrimination in all its programs and activities on the basis of race, color, national origin, age, disability, and where applicable, sex, marital status, familial status, parental status, religion, sexual orientation, genetic information, political beliefs, reprisal, or because all or part of an individual's income is derived from any public assistance program. (Not all prohibited bases apply to all programs.) Persons with disabilities who require alternative means for communication of program information (Braille, large print, audiotape, etc.) should contact USDA's TARGET Center at (202) 720-2600 (voice and TDD). To file a complaint of discrimination, write to USDA, Director, Office of Civil Rights, 1400 Independence Avenue, S.W., Washington, D.C. 20250-9410, or call (800) 795-3272 (voice) or (202) 720-6382 (TDD). USDA is an equal opportunity provider and employer.



**Section A – Cattle on Feed**

	<b>Number of cattle</b>
1. From September 1, 2019, to August 31, 2020, how many steers and heifers were <b>placed on feed</b> for slaughter on this feedlot? <i>[Include cattle born and raised on this operation]</i>	ic0100

**[If Question 1 = 0, SKIP to Section D]**

	<b>Number of cattle</b>
2. What is the one-time capacity of this feedlot?	ic0101

3. For cattle placed on feed from September 1, 2019 to August 31, 2020, on this feedlot, report the <b>number of cattle</b> by breed type and arrival weight.	<b>Number of cattle</b>
a. Beef breeds with arrival weight <b>less than 400 lb</b>	ic0102
b. Dairy or dairy cross breeds with arrival weight <b>less than 400 lb</b>	ic0103
c. Beef breeds with arrival weight <b>400 to 699 lb</b>	ic0104
d. Dairy or dairy cross breeds with arrival weight <b>400 to 699 lb</b>	ic0105
e. Beef breeds with arrival weight <b>700 to 899 lb</b>	ic0106
f. Dairy or dairy cross breeds with arrival weight <b>700 to 899 lb</b>	ic0107
g. Beef breeds with arrival weight <b>equal to or greater than 900 lb</b>	ic0108
h. Dairy or dairy cross breeds with arrival weight <b>equal to or greater than 900 lb</b>	ic0109
i. Total cattle placed <i>[Add all lines – should equal number from Question 1]</i>	ic0110

4. Report the **average days on feed** (from placement to marketing) by breed type and arrival weight for cattle on this feedlot.

a. Beef breeds with arrival weight <b>less than 400 lb</b>	ic0111	days	<input type="checkbox"/> (-3)DK
b. Dairy or dairy cross breeds with arrival weight <b>less than 400 lb</b>	ic0112	days	<input type="checkbox"/> (-3)DK
c. Beef breeds with arrival weight <b>400 to 699 lb</b>	ic0113	days	<input type="checkbox"/> (-3)DK
d. Dairy or dairy cross breeds with arrival weight <b>400 to 699 lb</b>	ic0114	days	<input type="checkbox"/> (-3)DK
e. Beef breeds with arrival weight <b>700 to 899 lb</b>	ic0115	days	<input type="checkbox"/> (-3)DK
f. Dairy or dairy cross breeds with arrival weight <b>700 to 899 lb</b>	ic0116	days	<input type="checkbox"/> (-3)DK
g. Beef breeds with arrival weight <b>equal to or greater than 900 lb</b>	ic0117	days	<input type="checkbox"/> (-3)DK
h. Dairy or dairy cross breeds with arrival weight <b>equal to or greater than 900 lb</b>	ic0118	days	<input type="checkbox"/> (-3)DK

5. What percentage or number of cattle on feed on this feedlot **died** from September 1, 2019, to August 31, 2020, by breed type and arrival weight?

	<b>Percent of cattle</b>		<b>Number of cattle</b>
a. Beef breeds with arrival weight <b>less than 400 lb</b>	ic0119	<b>OR</b>	ic0125 <input type="checkbox"/> (-3)DK
b. Dairy or dairy cross breeds with arrival weight <b>less than 400 lb</b>	ic0120		ic0126 <input type="checkbox"/> (-3)DK
c. Beef breeds with arrival weight <b>400 to 699 lb</b>	ic0121		ic0127 <input type="checkbox"/> (-3)DK
d. Dairy or dairy cross breeds with arrival weight <b>400 to 699 lb</b>	ic0122		ic0128 <input type="checkbox"/> (-3)DK
e. Beef breeds with arrival weight <b>equal to or greater than 700 lb</b>	ic0123		ic0129 <input type="checkbox"/> (-3)DK
f. Dairy or dairy cross breeds with arrival weight <b>equal to or greater than 700 lb</b>	ic0124		ic0130 <input type="checkbox"/> (-3)DK

## NASS Phase I Manual – NAHMS Health Management on U.S. Feedlots 2020

	Percent of cattle	OR	Number of cattle
6. What percentage or number of cattle placed on feed were born and raised on this operation?	ic0131	OR	ic0132

**[If Question 6 = 100% or # of cattle is equal to inventory of cattle reported in Question 1, SKIP to Question 11]**

7. In terms of the source of the cattle placed on feed (the last place they were before they came to this feedlot), what percentage or number of cattle were:

	Percent of cattle		Number of cattle
a. Obtained directly from a cow-calf operation, including cow-calf operations owned by or associated with this feedlot?	ic0133	<b>OR</b>	ic0139
b. Obtained directly from a backgrounding or stocker operation or grow yard (i.e., includes cattle purchased by video auction)?	ic0134		ic0140
c. Obtained through a sale barn?	ic0135		ic0141
d. Obtained directly from a dairy operation, including dairy breed calf raiser?	ic0136		ic0142
e. Obtained from other sources? (specify: ic0137oth; ic0143oth_____)	ic0137		ic0143
f. Source unknown?	ic0138		ic0144
g. Total [should equal 100% or total inventory from Question 1 less cattle born and raised on this operation]	<b>100%</b>		

8. On average, what percentage or number of cattle traveled the following distances to the feedlot from their most recent location?

	Percent of cattle		Number of cattle
a. Equal to or less than 50 miles	ic0145	<b>OR</b>	ic0151
b. 51-250 miles	ic0146		ic0152
c. 251-500 miles	ic0147		ic0153
d. 501-1000 miles	ic0148		ic0154
e. Greater than 1000 miles	ic0149		ic0155
f. Distance traveled not known	ic0150		ic0156
g. Total [should equal 100% or total inventory from Question 1 less cattle born and raised on this operation]	<b>100%</b>		

9. What percentage or number of cattle were sourced from each region? [Reference the map in Appendix A]

	Percent of cattle		Number of cattle
a. Region 1 [CA, OR, WA, ID, NV, AK, HI]	ic0157	<b>OR</b>	ic0166
b. Region 2 [MT, ND, SD, WY, NE, UT, CO, KS]	ic0158		ic0167
c. Region 3 [AZ, NM, TX, OK]	ic0159		ic0168
d. Region 4 [MN, IA, MO, WI, IL, MI, IN, OH]	ic0160		ic0169
e. Region 5 [AR, LA, MS, AL, GA, FL, NC, SC, TN, KY, WV, VA]	ic0161		ic0170
f. Region 6 [MD, DE, PA, NJ, NY, VT, NH, MA, CT, RI, ME]	ic0162		ic0171
g. Region 7 [Mexico]	ic0163		ic0172
h. Region 8 [Canada]	ic0164		ic0173
i. Region of origin unknown	ic0165		ic0174
j. Total [should equal 100% or total inventory from Question 1 less cattle born and raised on this operation]	<b>100%</b>		



## NASS Phase I Manual – NAHMS Health Management on U.S. Feedlots 2020

10. After cattle arrived at this feedlot, what percentage or number of cattle **were commingled** with cattle from different sources during the first 45 days of feeding?

	Percent of cattle	OR	Number of cattle	
a. Cattle with arrival weights less than 400 lb	ic0175		ic0179	<input type="checkbox"/> (-3)DK
b. Cattle with arrival weights 400 to 699 lb	ic0176		ic0180	<input type="checkbox"/> (-3)DK
c. Cattle with arrival weights 700 to 899 lb	ic0177		ic0181	<input type="checkbox"/> (-3)DK
d. Cattle with arrival weights greater than 900 lb	ic0178		ic0182	<input type="checkbox"/> (-3)DK

	Percent of cattle	
11. What percentage of the cattle on feed were identified with an <b>individual</b> identification eartag placed either at this feedlot or prior to arrival at this feedlot? [Exclude stickers or slap on tags]	ic0182	<input type="checkbox"/> (-3)DK

**[If Question 11 = 0 or DK, SKIP to Question 14]**

12. Which of the following *best* describes the type of **individual** identification used on most of the cattle? ic0183

<input type="checkbox"/> <sub>1</sub> Electronic (RFID) eartag (ultra high frequency)
<input type="checkbox"/> <sub>2</sub> Electronic (RFID) eartag (high frequency)
<input type="checkbox"/> <sub>3</sub> Electronic (RFID) eartag (low frequency)
<input type="checkbox"/> <sub>4</sub> Visual (non-electronic) eartag
<input type="checkbox"/> <sub>5</sub> Other (specify: ic0183oth _____)

	Percent of cattle	
13. Official USDA eartags can be either visual or electronic and are characterized by the official U.S. shield (see <i>Appendix B</i> ). What percentage of the cattle on feed on this feedlot were identified with an individual <b>official</b> identification eartag?	ic0184	<input type="checkbox"/> (-3)DK

14. What was the *primary* housing type used for cattle on this feedlot? (see *Appendix C* for examples)  
[Check one only] ic0185

<input type="checkbox"/> <sub>1</sub> Open dry lot without barn or shed (with or without shade structures)
<input type="checkbox"/> <sub>2</sub> Open dry lot with open shed/loafing shed
<input type="checkbox"/> <sub>3</sub> Shed/barn with slatted floors (i.e., confinement barn) with no open lot
<input type="checkbox"/> <sub>4</sub> Shed/barn with solid floor (i.e., confinement barn) with no open lot
<input type="checkbox"/> <sub>5</sub> Other (specify: ic0185oth _____)

**[If Question 14 = 3 or 4, answer Question 15. Otherwise, SKIP to Question 16]**

15. How was the shed/barn ventilated? [Check one only] ic0186

<input type="checkbox"/> <sub>1</sub> Natural ventilation from ridge vents
<input type="checkbox"/> <sub>2</sub> Natural ventilation from large side openings
<input type="checkbox"/> <sub>3</sub> Natural ventilation from both ridge vents and large side openings
<input type="checkbox"/> <sub>4</sub> Mechanical ventilation system
<input type="checkbox"/> <sub>5</sub> Other (specify: ic0186oth _____)

16. What was the target weight for finished cattle on this feedlot? [Check one for heifers and one for steers] ic0187/ic0188

For heifers?	For steers?
<input type="checkbox"/> <sub>1</sub> 1099 lb or less	<input type="checkbox"/> <sub>1</sub> 1199 lb or less
<input type="checkbox"/> <sub>2</sub> 1100 to 1199 lb	<input type="checkbox"/> <sub>2</sub> 1200 to 1299 lb
<input type="checkbox"/> <sub>3</sub> 1200 to 1299 lb	<input type="checkbox"/> <sub>3</sub> 1300 to 1399 lb
<input type="checkbox"/> <sub>4</sub> 1300 to 1399 lb	<input type="checkbox"/> <sub>4</sub> 1400 to 1499 lb
<input type="checkbox"/> <sub>5</sub> 1400 lb or greater	<input type="checkbox"/> <sub>5</sub> 1500 lb or greater

	Number of heifers	Number of steers
17. How many cattle were marketed from this feedlot between September 1, 2019, and August 31, 2020?	ic0189	ic0190

**Section B—Antibiotic Use and Stewardship**

1. What percentage of cattle are typically placed on this feedlot with the intention to feed to meet the following specific marketing label claims?	<b>Percent of cattle</b>
a. Marketing label claim of Certified USDA Organic	ic0200
b. Marketing label claim of no or limited antibiotic use ( <i>excluding</i> Certified USDA organic)	ic0201
c. Marketing label claim of no hormone use (non-hormone treated cattle program)	ic0202
d. No specific marketing label claims regarding antibiotics or hormones	ic0203

**[If the percentage of cattle in 1d = 100, SKIP to Question 4]**

2. What percentage of cattle that start the feeding period in a management program to meet the following specific label claims typically finish in that program?	<b>Percent of cattle</b>
a. Marketing label claim of Certified USDA Organic	ic0204
b. Marketing label claim of no or limited antibiotic use ( <i>excluding</i> Certified USDA organic)	ic0205
c. Marketing label claim of no hormone use (non-hormone treated cattle program)	ic0206

**[If the percentage of cattle in 2b = 0, SKIP to Question 4]**

3. Which of the following are part of the marketing label claim regarding antibiotic use under which your cattle are marketed as described in Question 2b? <i>[Check all that apply]</i>	ic0207
<input type="checkbox"/> <sub>1</sub> No antibiotics ever (includes “raised without antibiotics”)	
<input type="checkbox"/> <sub>2</sub> No medically important antibiotics ever (e.g., only ionophores were used)	
<input type="checkbox"/> <sub>3</sub> No antibiotics in the last 100 days prior to slaughter	
<input type="checkbox"/> <sub>4</sub> Other claim regarding antibiotic use (specify: _____ )	

4. Were <b>any</b> antibiotics used in cattle on this feedlot (e.g., injectable, in feed, and/or in water) from September 1, 2019, to August 31, 2020?	ic0208	<input type="checkbox"/> <sub>1</sub> Yes <input type="checkbox"/> <sub>3</sub> No
--	--------	--

**[If Question 4 = NO, SKIP to Question 13]**

5. Were <b>injectable antibiotics</b> administered to cattle <b>as a GROUP</b> (i.e., the majority of the cattle in the pen were given injectable antibiotics at the same time, e.g., for treatment, prevention, or control of bovine respiratory disease)?	ic0209	<input type="checkbox"/> <sub>1</sub> Yes <input type="checkbox"/> <sub>3</sub> No
---	--------	--

**[If Question 5 = NO, SKIP to Question 7]**

6. For cattle that were administered **injectable antibiotics as a GROUP**, how frequently was the following information available OR captured/calculated in a record-keeping system? Available information must also include the pen number, lot number, and/or individual identification number of the animal(s) to which antibiotics were administered.  
*[Place one X per row in the appropriate column below.]*

		Never	Some-times	Most of the time	Always
a. Date(s) treated	ic0210	<input type="checkbox"/> <sub>1</sub>	<input type="checkbox"/> <sub>2</sub>	<input type="checkbox"/> <sub>3</sub>	<input type="checkbox"/> <sub>4</sub>
b. Antibiotic given	ic0211	<input type="checkbox"/> <sub>1</sub>	<input type="checkbox"/> <sub>2</sub>	<input type="checkbox"/> <sub>3</sub>	<input type="checkbox"/> <sub>4</sub>
c. Antibiotic dose, regimen, or protocol	ic0212	<input type="checkbox"/> <sub>1</sub>	<input type="checkbox"/> <sub>2</sub>	<input type="checkbox"/> <sub>3</sub>	<input type="checkbox"/> <sub>4</sub>
d. Date animal has completed antibiotic withdrawal period and may be shipped to slaughter <input type="checkbox"/> <sub>5</sub> If no withdrawal period for any antibiotic used, check here for not applicable and leave this row blank	ic0213	<input type="checkbox"/> <sub>1</sub>	<input type="checkbox"/> <sub>2</sub>	<input type="checkbox"/> <sub>3</sub>	<input type="checkbox"/> <sub>4</sub>

7. Were any <b>INDIVIDUAL</b> cattle that became sick on this feedlot treated with <b>injectable</b> antibiotics?	ic0214	<input type="checkbox"/> <sub>1</sub> Yes <input type="checkbox"/> <sub>3</sub> No
---	--------	--

**NASS Phase I Manual – NAHMS Health Management on U.S. Feedlots 2020**

---

**[If Question 7 = NO, SKIP to Question 9]**

8. For cattle treated as **INDIVIDUALS** with **injectable** antibiotics, how frequently was the following information available OR captured/calculated in a record-keeping system? Available information also must include the individual identification number of the animal(s) treated.

*[Place one X per row in the appropriate column below.]*

		<b>Never</b>	<b>Some-times</b>	<b>Most of the time</b>	<b>Always</b>
a. Date(s) treated	ic0215	<input type="checkbox"/> <sub>1</sub>	<input type="checkbox"/> <sub>2</sub>	<input type="checkbox"/> <sub>3</sub>	<input type="checkbox"/> <sub>4</sub>
b. Antibiotic given	ic0216	<input type="checkbox"/> <sub>1</sub>	<input type="checkbox"/> <sub>2</sub>	<input type="checkbox"/> <sub>3</sub>	<input type="checkbox"/> <sub>4</sub>
c. Antibiotic dose, regimen or protocol	ic0217	<input type="checkbox"/> <sub>1</sub>	<input type="checkbox"/> <sub>2</sub>	<input type="checkbox"/> <sub>3</sub>	<input type="checkbox"/> <sub>4</sub>
d. Date animal has completed antibiotic withdrawal period and may be shipped to slaughter <input type="checkbox"/> <sub>5</sub> If no withdrawal period for any antibiotic used, check here for not applicable and leave this row blank	ic0218	<input type="checkbox"/> <sub>1</sub>	<input type="checkbox"/> <sub>2</sub>	<input type="checkbox"/> <sub>3</sub>	<input type="checkbox"/> <sub>4</sub>

9. Were any cattle on this feedlot given **any** type of antibiotics **IN FEED**? Consider medically important antibiotics that **DO** require a veterinary feed directive (VFD) such as chlortetracycline or tylosin **AND** non-medically important antibiotics that **DO NOT** require a VFD, such as ionophores (e.g., Rumensin®), bambermycin, and bacitracin. *[Check one only]*

ic0219

- <sub>1</sub> Cattle were given **BOTH** medically and non-medically important antibiotics in feed.
- <sub>2</sub> Cattle were given **ONLY** medically important antibiotics in feed.
- <sub>3</sub> Cattle were given **ONLY** non-medically important antibiotics in feed.
- <sub>4</sub> Cattle were **NOT** given any antibiotics in feed.

**[If Question 9 = “Cattle were NOT given any antibiotics in feed”, SKIP to Question 11]**

10. For cattle given **any** antibiotics **IN FEED** (medically important or non-medically important) how frequently was the following information available OR captured/calculated in a record-keeping system? Available information also must include the pen number, lot number, and/or individual identification number of the animal(s) to which antibiotics were administered.

*[Place one X per row in the appropriate column below.]*

		<b>Never</b>	<b>Some-times</b>	<b>Most of the time</b>	<b>Always</b>
a. Date antibiotic use began	ic0220	<input type="checkbox"/> <sub>1</sub>	<input type="checkbox"/> <sub>2</sub>	<input type="checkbox"/> <sub>3</sub>	<input type="checkbox"/> <sub>4</sub>
b. Date antibiotic use ended	ic0221	<input type="checkbox"/> <sub>1</sub>	<input type="checkbox"/> <sub>2</sub>	<input type="checkbox"/> <sub>3</sub>	<input type="checkbox"/> <sub>4</sub>
c. Antibiotic given	ic0222	<input type="checkbox"/> <sub>1</sub>	<input type="checkbox"/> <sub>2</sub>	<input type="checkbox"/> <sub>3</sub>	<input type="checkbox"/> <sub>4</sub>
d. Antibiotic dose, regimen, or protocol	ic0223	<input type="checkbox"/> <sub>1</sub>	<input type="checkbox"/> <sub>2</sub>	<input type="checkbox"/> <sub>3</sub>	<input type="checkbox"/> <sub>4</sub>
e. Date animal has completed antibiotic withdrawal period and may be shipped to slaughter <input type="checkbox"/> <sub>5</sub> If no withdrawal period for all antibiotics used, check here for not applicable and leave this row blank	ic0224	<input type="checkbox"/> <sub>1</sub>	<input type="checkbox"/> <sub>2</sub>	<input type="checkbox"/> <sub>3</sub>	<input type="checkbox"/> <sub>4</sub>

11. Were any cattle on this feedlot given antibiotics **IN WATER** during this time period?

ic0225

<sub>1</sub> Yes <sub>3</sub> No

**[If Question 11 = NO, SKIP to Question 13]**

**NASS Phase I Manual – NAHMS Health Management on U.S. Feedlots 2020**

12. For cattle given any antibiotics **IN WATER**, how frequently was the following information available OR captured/calculated in a record-keeping system? Available information also must include the pen number, lot number, and/or individual identification number of the animal(s) to which antibiotics were administered.  
*[Place one X per row in the appropriate column below.]*

		Never	Some-times	Most of the time	Always
a. Date antibiotic use began	ic0225	<input type="checkbox"/> <sub>1</sub>	<input type="checkbox"/> <sub>2</sub>	<input type="checkbox"/> <sub>3</sub>	<input type="checkbox"/> <sub>4</sub>
b. Date antibiotic use ended	ic0226	<input type="checkbox"/> <sub>1</sub>	<input type="checkbox"/> <sub>2</sub>	<input type="checkbox"/> <sub>3</sub>	<input type="checkbox"/> <sub>4</sub>
c. Antibiotic given	ic0227	<input type="checkbox"/> <sub>1</sub>	<input type="checkbox"/> <sub>2</sub>	<input type="checkbox"/> <sub>3</sub>	<input type="checkbox"/> <sub>4</sub>
d. Antibiotic dose, regimen, or protocol	ic0228	<input type="checkbox"/> <sub>1</sub>	<input type="checkbox"/> <sub>2</sub>	<input type="checkbox"/> <sub>3</sub>	<input type="checkbox"/> <sub>4</sub>
e. Date animal has completed antibiotic withdrawal period and may be shipped to slaughter <input type="checkbox"/> <sub>5</sub> If no withdrawal period for any antibiotic used, check here for not applicable and leave this row blank	ic0229	<input type="checkbox"/> <sub>1</sub>	<input type="checkbox"/> <sub>2</sub>	<input type="checkbox"/> <sub>3</sub>	<input type="checkbox"/> <sub>4</sub>

13. Do you use electronic record-keeping systems to store production and/or animal health related information?	ic0230	<input type="checkbox"/> <sub>1</sub> Yes <input type="checkbox"/> <sub>3</sub> No
--	--------	--

**[If Question 13 = NO, SKIP to Question 16]**

14. Which of the following was the primary electronic record-keeping system used? *[Check one only]* ic0231

<input type="checkbox"/> <sub>1</sub> Commercially available software designed for use in feedlots
<input type="checkbox"/> <sub>2</sub> Custom software, specifically designed for use by consulting practice or by this feedlot
<input type="checkbox"/> <sub>3</sub> Other spreadsheet or general database software (e.g., Microsoft Excel or Access)
<input type="checkbox"/> <sub>4</sub> Other (Specify: ic0231oth _____ )

15. How important to this feedlot are these electronic record-keeping systems for:		Very Important	Somewhat Important	Not Important
a. Comparing your feedlot to other feedlots?	ic0232	<input type="checkbox"/> <sub>1</sub>	<input type="checkbox"/> <sub>2</sub>	<input type="checkbox"/> <sub>3</sub>
b. Comparing current information to historical information for this feedlot?	ic0233	<input type="checkbox"/> <sub>1</sub>	<input type="checkbox"/> <sub>2</sub>	<input type="checkbox"/> <sub>3</sub>
c. Determining and recording when animals have completed antibiotic withdrawal periods?	ic0234	<input type="checkbox"/> <sub>1</sub>	<input type="checkbox"/> <sub>2</sub>	<input type="checkbox"/> <sub>3</sub>
d. Tracking production?	ic0235	<input type="checkbox"/> <sub>1</sub>	<input type="checkbox"/> <sub>2</sub>	<input type="checkbox"/> <sub>3</sub>
e. Tracking economic records?	ic0236	<input type="checkbox"/> <sub>1</sub>	<input type="checkbox"/> <sub>2</sub>	<input type="checkbox"/> <sub>3</sub>

16. During the previous 5 years, have you or someone representing this feedlot attended or completed a Beef Quality Assurance (BQA) meeting or training session (online, national, State, or local)?	ic0237	<input type="checkbox"/> <sub>1</sub> Yes <input type="checkbox"/> <sub>3</sub> No <input type="checkbox"/> <sub>4</sub> Don't Know
--	--------	--

17. During the previous 5 years, has this feedlot participated in a Beef Quality Assurance (BQA) Feedyard Assessment?	ic0238	<input type="checkbox"/> <sub>1</sub> Yes <input type="checkbox"/> <sub>3</sub> No <input type="checkbox"/> <sub>4</sub> Don't Know
---	--------	--

**[If Question 17 = NO, SKIP to Question 19]**

	Number
18. During the previous 5 years, how many times has this feedlot participated in a Beef Quality Assurance (BQA) Feedyard Assessment?	ic0239

19. Did your feedlot use the services of a veterinarian from September 1, 2019, to August 31, 2020?	ic0240	<input type="checkbox"/> <sub>1</sub> Yes <input type="checkbox"/> <sub>3</sub> No
---	--------	--

## NASS Phase I Manual – NAHMS Health Management on U.S. Feedlots 2020

---

**[If Question 19 = NO, ANSWER Question 20 and then SKIP to Section C.**

**[If Question 19 = YES, SKIP Question 20 and ANSWER Questions 21-23.**

20. (For feedlots that did **NOT** use the services of a veterinarian during this time period) Which of the following was the primary reason for not using a veterinarian? *[Check one only]* ic0241

<input type="checkbox"/> <sub>1</sub> Veterinarian was available in the local area but not knowledgeable about beef cattle
<input type="checkbox"/> <sub>2</sub> Veterinarian was not available in the local area
<input type="checkbox"/> <sub>3</sub> Too expensive
<input type="checkbox"/> <sub>4</sub> Not needed
<input type="checkbox"/> <sub>5</sub> Other (specify: ic0241oth _____ )

21. (For feedlots that **DID** use a veterinarian during this time period) Was the primary veterinarian or veterinary clinic you used a:  
*[Check one only]* ic0242

<input type="checkbox"/> <sub>1</sub> Full-time veterinarian(s) on staff (includes if the owner of the feedlot is a veterinarian)
<input type="checkbox"/> <sub>2</sub> Private veterinary clinic or consulting practice whose veterinarian(s) made routine visits for preventive care and could also be called as needed
<input type="checkbox"/> <sub>3</sub> Private veterinary clinic or consulting practice whose veterinarian(s) DID NOT make routine visits for preventive care but could be called as needed
<input type="checkbox"/> <sub>4</sub> Other (specify: ic0242oth _____ )

**Number**

22. (For feedlots that <b>DID</b> use a veterinarian during this time period) From September 1, 2019, to August 31, 2020, how many times was a veterinarian physically present on the feedlot?	ic0243
--	--------

**Number**

23. (For feedlots that <b>DID</b> use a veterinarian during this time period) From September 1, 2019, to August 31, 2020, how frequently was your feedlot in contact with a veterinarian, e.g. by telephone, video conference, or data transfer?	ic0244
--	--------

**Section C—Veterinary Feed Directive Final Rule Implementation**

The following questions ask about the implementation of U.S. Food and Drug Administration Drug Guidance for Industry (GFI) #213 and the revised Veterinary Food Directive (VFD) final rule on January 1, 2017. We want to better understand the impact of the label changes on producers like yourself, and this is your opportunity to share about your experience implementing the label changes on this feedlot.

<p>1. Some antibiotics used on feedlots now require a VFD; these are called medically important. Examples of antibiotics that DO require a VFD include chlortetracycline and tylosin. Antibiotics that <b>DO NOT</b> require a VFD are ionophores, (e.g., Rumensin®), bambarmycin, and bacitracin; these are called non-medically important.</p> <p>Prior to the label changes resulting from the implementation of the revised VFD final rule on January 1, 2017, did you <b>medically important</b> antibiotics in feed on this feedlot?</p>	ic0300	<input type="checkbox"/> <sub>1</sub> Yes <input type="checkbox"/> <sub>3</sub> No
--	--------	--

**[If Question 1 = No, SKIP to Section D]**

<p>2. Following the label changes, did this feedlot <b>stop</b> using <b>medically important</b> antibiotics in feed, in other words in-feed antibiotics that now require a VFD?</p>	ic0301	<input type="checkbox"/> <sub>1</sub> Yes <input type="checkbox"/> <sub>3</sub> No
--	--------	--

**[If Question 2 =Yes, SKIP to Section D]**

3. Overall, the transition of implementing the label changes **on this feedlot** was:

		Very	Mostly	Somewhat	Neither	Somewhat	Mostly	Very	
ic0302	Easy	<input type="checkbox"/> <sub>1</sub>	<input type="checkbox"/> <sub>2</sub>	<input type="checkbox"/> <sub>3</sub>	<input type="checkbox"/> <sub>4</sub>	<input type="checkbox"/> <sub>5</sub>	<input type="checkbox"/> <sub>6</sub>	<input type="checkbox"/> <sub>7</sub>	Difficult
ic0303	Convenient	<input type="checkbox"/> <sub>1</sub>	<input type="checkbox"/> <sub>2</sub>	<input type="checkbox"/> <sub>3</sub>	<input type="checkbox"/> <sub>4</sub>	<input type="checkbox"/> <sub>5</sub>	<input type="checkbox"/> <sub>6</sub>	<input type="checkbox"/> <sub>7</sub>	Inconvenient
ic0304	Affordable	<input type="checkbox"/> <sub>1</sub>	<input type="checkbox"/> <sub>2</sub>	<input type="checkbox"/> <sub>3</sub>	<input type="checkbox"/> <sub>4</sub>	<input type="checkbox"/> <sub>5</sub>	<input type="checkbox"/> <sub>6</sub>	<input type="checkbox"/> <sub>7</sub>	Unaffordable

4. Indicate how strongly you agree or disagree with the following statement:

On January 1, 2017, I felt I had all the resources (e.g., access to veterinarians knowledgeable about the VFD, training, finances) necessary to manage the label changes on this feedlot.

	Strongly Agree	Agree	Neither	Disagree	Strongly Disagree
ic0305	<input type="checkbox"/> <sub>1</sub>	<input type="checkbox"/> <sub>2</sub>	<input type="checkbox"/> <sub>3</sub>	<input type="checkbox"/> <sub>4</sub>	<input type="checkbox"/> <sub>5</sub>

**Thank you for your help in completing this survey. Please feel free to use this space or the back of this questionnaire to communicate comments about the survey or any other information about health management on your feedlot that you think is relevant.**

**Section D—Office Use Only**

---

1. For operations that complete this questionnaire, request signature on CONSENT TO CONTACT FORM to be contacted for participation in Phase 2 of the study.

2. Total time for interview.....	c301	<input type="text" value="min"/>
3. Total travel time [round trip].....	c302	<input type="text" value="min"/>
4. Interview response code	c303	<input type="text"/>

**[Check one only.]**

- 1 Complete, Consent to Contact Form signed – Go to Item 6
- 2 Complete, Consent to Contact Form refused – Continue to Item 5
- 3 Refused – Continue to Item 5
- 4 Zero cattle on feed – Go to Item 6
- 5 Out of business – Go to Item 6
- 6 Backgrounder/stocker operation only – Go to Item 6
- 7 Otherwise out of scope – Go to Item 6
- 8 Office hold – Go to Item 6
- 9 Inaccessible – Go to Item 6

5. Refusal response code	c304	<input type="text" value="Code"/>
--------------------------	------	-----------------------------------

**[Check one only.]**

- 1 Does not want to commit time to the project
- 2 Does not want involvement with government veterinarian or has had previous bad experience with veterinarian
- 3 Does not have necessary records available
- 4 Has participated in too many surveys
- 5 Does not want outside people on the feedlot
- 6 A bad time of year (planting, harvesting, second job, etc.)
- 7 Currently has or recently had a disease problem with herd
- 8 Believes that surveys and reports hurt the farmer more than help
- 9 Could not get owner's permission
- 10 No reason given or other (specify: c304oth \_\_\_\_\_)

6. Which of the following best describes the respondent's position with this operation?	c305	<input type="text" value="Code"/>
---	------	-----------------------------------

**[Check one only.]**

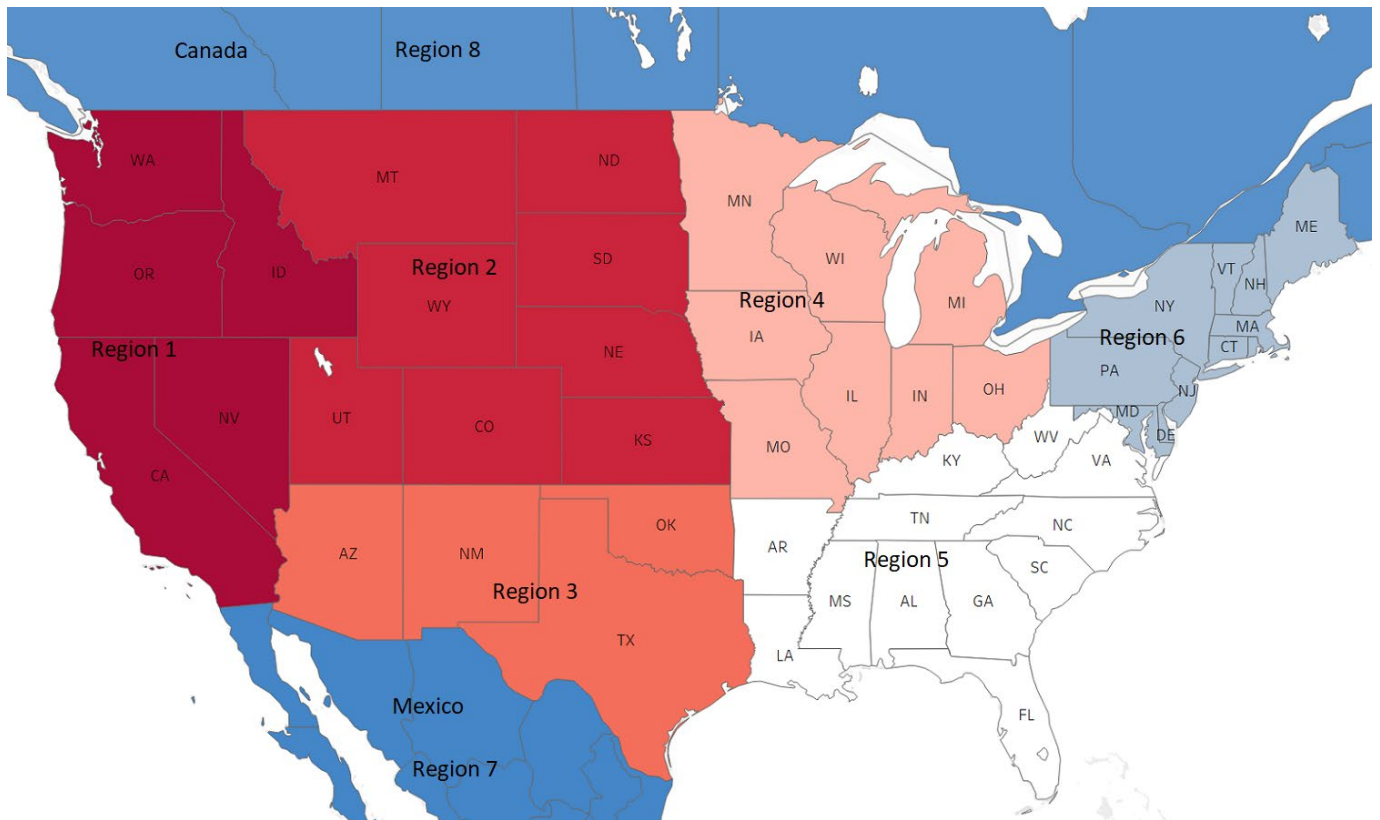
- 1 Owner
- 2 Manager
- 3 Family member (other than owner or manager)
- 4 Other hired employee (non-veterinarian)
- 5 Veterinarian on staff (e.g., company veterinarian)
- 6 Herd veterinarian or other veterinarian
- 7 Other (specify: c305oth \_\_\_\_\_)

7. Did the respondent use records to assist in answering this survey?..... c306 1 Yes 3 No

Response	Respondent	Mode	Enum.	Eval.	Rpt. Unit	Office Use for POID
1-Comp 2-R 3-Inaccessible	9901 1-Op/Mgr 2-Sp 3-Acct/Bkpr 4-Partner 9-Oth	9902 2-Telephone 3-Face-to-Face 8-CAPI 19-Other	9903	0098	0100	0921
						0789
						-----
						<b>Optional Use</b>
						0407
						0408

## Appendices

### Appendix A. Reference Map for Section A, Question 9 (AK and HI are not pictured and are included in Region 1)






**Appendix B. Examples of USDA official ID methods**

(From Animal Disease Traceability Framework, Official Eartags – Criteria and Options, [https://www.aphis.usda.gov/traceability/downloads/ADT\\_eartags\\_criteria.pdf](https://www.aphis.usda.gov/traceability/downloads/ADT_eartags_criteria.pdf))

Official Vaccination Eartag (Brucellosis)



National Uniform Eartagging System (NUES) Tag (“Silver” or “Brite” tag)



Animal Identification Number (AIN) Tags with 840 prefix (Visual and Electronic)

AIN Panel Tag ( <i>Visual Only</i> )	AIN RF Button Tags	AIN RF Panel Tags
<p>The image shows a white plastic panel tag with a circular hole at the top. It features a 'US' logo, the AIN number '840 003 123 456 789', the text 'UNLAWFUL TO REMOVE', and a large black number '12345'.</p>	<p>The image shows a yellow circular button tag with the AIN number '840 003 123 456 789' embossed around the perimeter. It also has a 'US' logo and the text 'Write TAG 887'.</p>	<p>The image shows a yellow plastic panel tag with a circular hole at the top. It features a 'US' logo, the AIN number '840 003 123 456 789', and the text 'UNLAWFUL TO REMOVE'.</p>
Example of “Industry Logo” AIN Tag	Paired AIN Visual/RFID Tag Set	
<p>The image shows a white plastic panel tag with a circular hole at the top. It features an 'ANGUS SOURCE' logo, the AIN number '840 003 123 456 789', the text 'OK01 1015699', and a large black number 'P7019'.</p>	<p>The image shows a set of three yellow tags. On the left is a panel tag with a 'US' logo, the AIN number '840 003 123 456 789', and a large black number '6789'. To its right are two circular button tags: one with the AIN number '840 003 123 456 789' and another with the text 'UNLAWFUL TO REMOVE' and a 'US' logo.</p>	

## Appendix C. Examples of Types of Housing



Open dry lot  
(photograph courtesy of Dr. Paul Morley)



Wind fence  
(photograph courtesy of Dr. Paul Morley)



Confinement barn with slatted floor  
(photograph courtesy of Dr. Grant Dewell)



Confinement barn with bedded pack  
(photograph courtesy of Dr. Grant Dewell)

## General Instructions

You can now begin completion of the questionnaire with the Producer. The questionnaire includes questions about cattle on feed, antibiotic use and stewardship, and Veterinary Feed Directive Final Rule implementation. Read all questions as written and follow instructions carefully. **DO NOT LEAVE ANY QUESTIONS BLANK** unless instructed to skip or the Producer does not wish to answer.

If the response is zero (0), enter the number 0; do not leave the response blank. If the Producer does not know, work with him or her to try to estimate the answer.

If the Producer does not know an answer, write “DK” (Don’t Know) in the answer space to indicate why the question was not answered. If the Producer refuses to respond to a question, write “R” (refused) in the answer space to indicate why the question was not answered.

Please write notes in the margins to explain unusual answers.

If the answer is unusual or quality of the data is questionable, record the answer and write comments next to the question. Do not hesitate to write comments directly on the questionnaire. We would rather have a lengthy explanation for a perplexing answer than no explanation at all. If an answer doesn’t make sense and has no explanation, we may have to ask your Supervisor to ask you to explain the answer, delaying data entry.

NAHMS is a voluntary program. If the Producer does not want to answer a question, respect this request, make a note on the questionnaire, and move on to the next question.

At times during the interview, a Respondent may feel uncomfortable providing the requested data without consulting records. Respondents should be given additional time to look up the information or report it by telephone to you later as long as the timeliness of data submission is not adversely affected. Also, some Respondents may be reluctant to provide estimates if they don’t have records. In this case, the Respondent should be encouraged to respond, and the circumstances for the response should be noted in the margin next to the pertinent question. However, if the Respondent is unable to provide an accurate estimate, “DK” can be entered. If the Producer declines to answer, “R” can be entered.

Return the completed questionnaire to your Supervisor within 3 working days.

## State FIPS

Enter the 2-digit FIPS code for the State: CA-06, CO-08, ID-16, IL-17, IN-18, IA-19, KS-20, MI-26, MN-27, MO-29, MT-30, NE-31, ND-38, OH-39, OK-40, PA-42, SD-46, TX-48, UT-49, WA-53, WI-55, WY-56.

## Operation #

Enter the 4-digit ID number assigned by NASS. It is found on the Producer consent form.

The 6-digit combination of the State and Operation numbers is often referred to as the farm ID or NAHMS ID. For example, 05 0123.

## Interviewer’s initials

Enter up to three initials.

**Date**

Enter the interview date in MM/DD/YY format.

Make sure you write the NAHMS ID in all of the blanks at the top of each page. This is needed in case pages get separated.

**Nonrespondent documentation**

We must account for all farms selected by NASS. If a Respondent declines to participate, complete the “Office Use Only” section on page 10 of the questionnaire. Include the State and operation numbers; interviewer’s initials; date; time spent talking with the Respondent (question 1); travel time (question 2); and the Respondent’s reason for declining (question 4).

Send this page to your Supervisor within 3 working days.

**Cattle types for inclusion in study**

Unless otherwise noted, all questions refer to the 12 month period from September 1 2019, to August 31, 2020.

Questions in this survey ask about all cattle and calves placed on feed during that time period on feed for the slaughter market, regardless of ownership, on this particular feedlot.

- **Include** cattle being fed by you for others.
- **Exclude** any of your cattle being custom fed in feedlots operated by others.
- **Exclude** cattle being “backgrounded only” for sale as feeders, for later placement on feed in another feedlot, or to be returned to pasture.
- **Exclude** cows and bulls being fed by you for the slaughter market.

---

**Why is NAHMS excluding backgrounder/stocker cattle and cows and bulls on feed?** We are not attempting to provide cattle health estimates for all segments of the beef industry. Instead, we are providing estimates for the largest segment (steers and heifers in terminal feedlots destined for slaughter). Health management practices for cows and bulls are likely to be different compared with steers and heifers, and we want to capture the most commonly used practices, not all practices.

---

---

**What if this feedlot is owned by a company with additional feedlots in other States or locations?** Complete the questionnaire for this feedlot only. The additional feedlots owned by the company could have been selected for participation in the study separately.

---

## Section A-Cattle on Feed

Unless otherwise noted, all questions in this section refer to the period from September 1, 2019, to August 31, 2020.

### Question 1. Steers and heifers placed on feed

Enter the total number of steers and heifers placed on feed for the slaughter market on this operation during the period from September 1, 2019, to August 31, 2020. "Placed on feed" means the cattle entered the feedlot. Make sure you follow the instructions on the previous page on what types of cattle to include. Include cattle born and raised on this operation.

**[If question 1 = 0, the operation is ineligible for the study. SKIP to section D and complete the Office Use Only questions.]**

### Question 2. One-time capacity of feedlot

Enter the maximum total number of steers and heifers that the feedlot can have at any given time. The total inventory on a feedlot can fluctuate throughout the year, and this question is asking about the maximum capacity of the feedlot.

### Question 3. Cattle breed types and weights at placement

Enter the total number of beef breeds with an arrival weight of less than 400 pounds that were placed on feed from September 1, 2019, to August 31, 2020. Then enter the number of dairy breeds or dairy cross breeds (e.g., dairy cattle crossed with beef cattle or Holsteins crossed with Jerseys) with an arrival weight of less than 400 pounds that were placed on feed from September 1, 2019, to August 31, 2020. Then repeat this information for cattle with arrival weights of 400 to 699 pounds, 700 to 899 pounds, and equal to or greater than 900 pounds. Enter the totals as instructed. The number for 3.i should match the number entered for question 1.

In Section A, many questions will ask for data reported by arrival weight categories. A similar format has been used in previous NAHMS studies, and we use these categories so comparisons can be made across studies. In previous NAHMS studies, we have used categories of less than 700 lb at arrival or greater than or equal to 700 lb at arrival. We wanted to learn more details about cattle at different weights at arrival in this study, so we created a total of four categories for this survey: 400 lb at arrival, 400 to 699 lb at arrival, 700-899 lb at arrival and equal to or greater than 900 lb at arrival. The 700-899 lb at arrival and equal to or greater than 900 lb at arrival categories are combined for most questions; they are only asked for separately in this question (Question 3) and in Question 4 (Average days on feed). We expect that some health management practices will differ among the arrival weight classes:

- Cattle less than 400 lb at arrival at the feedlot are often dairy or dairy cross breeds, and they have different risk factors for disease.
- Cattle 400 to 699 lb at arrival at the feedlot are more likely to be coming to the feedlot shortly after weaning. These cattle may be affected by the stress of weaning, making them more susceptible to disease.
- Cattle 700-899 lb at arrival or equal to or greater than 900 lb at arrival to the feedlot are more likely to have been backgrounded after weaning. Backgrounded (or stocker) cattle are typically put on pasture or put on feed after weaning at a location different from where they were born. After gaining a few hundred pounds, these cattle are moved to the feedlot. These cattle have recovered from the stress of weaning, so they are at lower risk for developing disease.

### Question 4. Average days on feed

Enter the average number of days on feed, i.e., from placement to marketing, for cattle of the listed breed

types and arrival weights placed on feed from September 1, 2019, to August 31, 2020. The numbers used to estimate these averages should be for the entire feeding period for all cattle. For example, for cattle placed in August 2020, do not just record the days these cattle spent in the feedlot in August—either record the entire period these cattle would spend in the feedlot extending into 2021, or exclude these cattle from the estimates. If the Producer is unable to estimate the average days on feed for any of the breed type and arrival weight categories, check “DK” for “Don’t Know.”

### **Question 5. Percentage or number of deaths from September 1, 2019, to August 31, 2020 by breed type and arrival weight**

For each of the breed type and arrival weight categories listed, enter the number that died from September 1, 2019, to August 31, 2020. Note that this includes deaths from the time cattle were placed on feed through marketing if that occurred during that time period. Producers can report either the number of cattle of each category that died or the percent of cattle that died; record this information in the appropriate column. Note that this question and all following questions that ask for data by weight class combine the 700-899 lb at arrival category and the equal to or greater than 900 lb at arrival category. If the Producer is unable to estimate the percentage or number of cattle that died for any of the breed type and arrival weight categories, check “DK” for “Don’t Know”.

### **Question 6. Percentage or number of cattle placed on feed born and raised on the operation**

Of the cattle placed on feed from September 1, 2019, to August 31, 2020, record the percent or the number of cattle that were born on raised on the same operation. Some Producers raise their own cattle from birth to marketing for slaughter on the same operation, and we want to capture this information.

**[If question 6 = 100% or # of cattle is equal to the inventory of cattle reported in question 1, SKIP to question 11. In other words, if all cattle placed on the feedlot are also born and raised on the same operation, SKIP to question 11.]**

### **Question 7. Percentage or number of cattle placed on feed by source**

Of the cattle placed on feed from September 1, 2019, to August 31, 2020, record the percent or the number of cattle by the source of the cattle (the last place they were before they were came to this feedlot). Exclude any cattle that were born and raised on the same operation (question 6). Options include:

- a. Obtained directly from a cow-calf operation, including cow-calf operations owned by or associated with this feedlot but not in the same location as this feedlot
- b. Obtained directly from a backgrounding or stocker operation or grow yard (i.e., did not pass through a sale barn; includes cattle purchased by video auction)
- c. Obtained through a sale barn
- d. Obtained directly from a dairy operation, including dairy-breed calf raiser
- e. Obtained from other sources – be sure to record what other sources are used
- f. Source unknown
- g. Total – the total should equal 100% if they record the percentages of cattle obtained from each of the listed sources. If recording numbers of cattle, the total total should equal the total inventory from question 1 less any cattle born and raised on this operation and recorded in Question 6.

### **Question 8. Percentage or number of cattle placed on feed by distance traveled from their most recent location**

Of the cattle placed on feed from September 1, 2019, to August 31, 2020, record the percent or the number of cattle by the number of miles they traveled from their most recent location to the feedlot. Options include equal to or less than 50 miles, 51-250 miles, 251-500 miles, 501-1000 miles, greater than 1000 miles, and distance traveled not known. The total should equal 100% if they record the



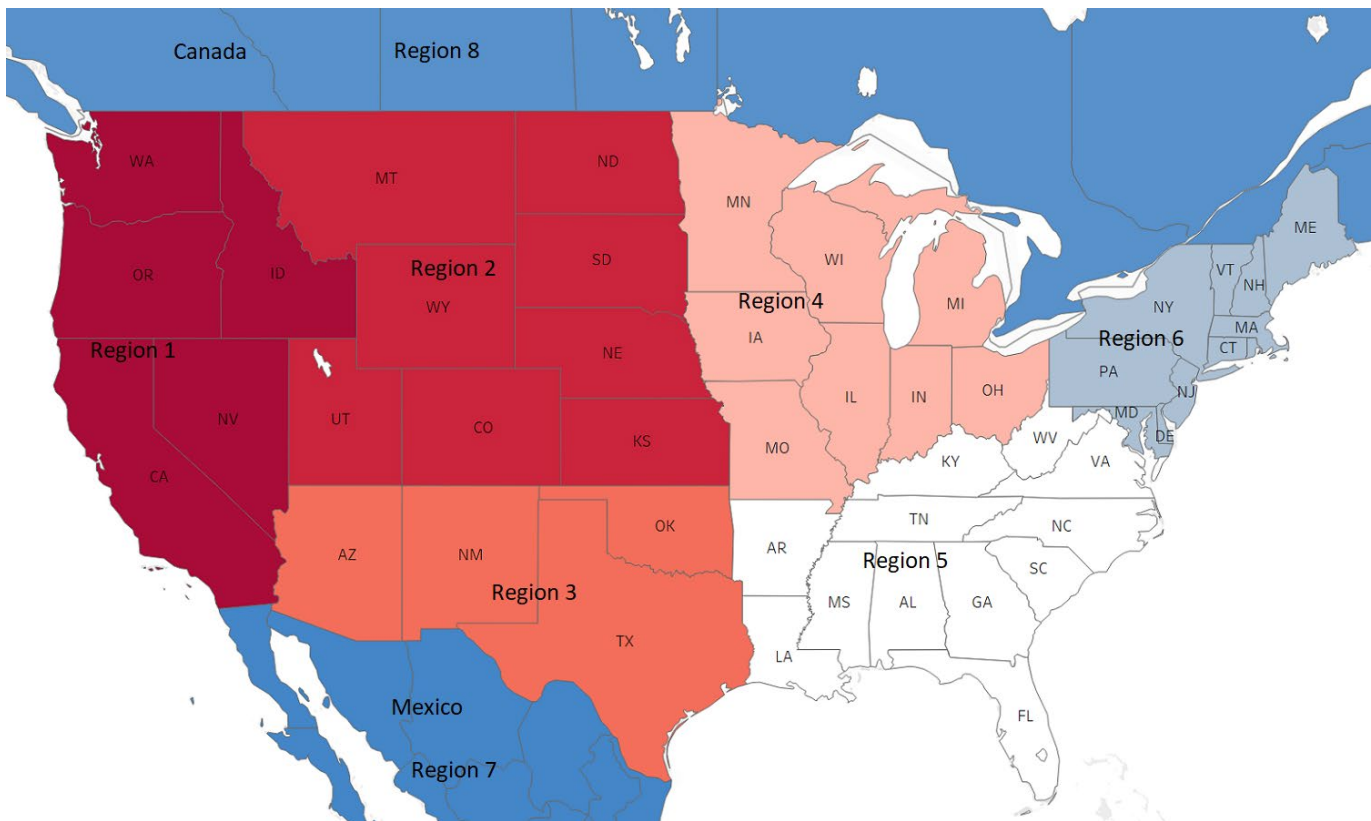
## NASS Phase I Manual – NAHMS Health Management on U.S. Feedlots 2020

percentages of cattle by distance traveled or the total should equal the total inventory from question 1 minus any cattle born and raised on this operation.

### Question 9. Percentage or number of cattle placed on feed by region of the country cattle were sourced

Of the cattle placed on feed from September 1, 2019, to August 31, 2020, record the percent or the number of cattle by the region of the country the cattle were sourced (map shown below and included in Appendix A). The total should equal 100% if they record the percentages of cattle by region or the total should equal the total inventory from question 1 minus any cattle born and raised on this operation.

#### Appendix A. Reference Map for Section A, Question 9 (AK and HI are not pictured and are included in Region 1)



### Question 10. Percentage or number of cattle commingling with cattle from different sources during the first 45 days of feeding by arrival weight categories

Of the cattle placed on feed from September 1, 2019, to August 31, 2020, record the percent or the number of cattle that were commingled with cattle from different sources during the first 45 days of feeding for each arrival weight category. If the Producer cannot answer for any of the arrival weight categories, check “DK” for “Don’t Know”.

### Question 11. Percentage of cattle with an individual identification eartag

Record the percentage of cattle on feed that are identified with an individual identification eartag, placed either at this feedlot or prior to arrival at this feedlot. If the Producer cannot answer this question, check “DK” for “Don’t Know”.

**[If Question 11 = 0 or DK, SKIP to Question 14.]**

**Question 12. Type of individual identification used on most of the cattle**

Check the response that best describes the type of individual identification used on most of the cattle on the feedlot. Electronic or RFID eartags are available in 3 different frequencies: ultra-high frequency, high frequency, and low frequency. Visual eartags are also used. If the Producer uses some other form of individual identification, check “other” and record what they are using.

**Question 13. Percentage of cattle placed on feed identified with an individual official identification eartag**

Record the percentage of cattle on feed that are identified with an official USDA individual identification eartag, which are characterized by the official U.S. shield. See example photos in Appendix B. If the Producer cannot answer this question, check “DK” for “Don’t Know”.

**Question 14. Primary housing type**

Check the response that best describes the primary housing type used for cattle on this feedlot. See example photos in Appendix C. If the Producer uses some other housing type, check “other” and record what they are using.

**[If question 14 = 3 or 4, answer question 15. Otherwise, SKIP to question 16. In other words, answer question 15 if the Producer uses some type of shed/barn as their primary housing type.]**

**Question 15. Ventilation in the shed/barn**

Check the response that best describes the ventilation system used in the barn/shed for cattle on this feedlot. If the Producer uses some other ventilation type, check “other” and record what they are using.

**Question 16. Target weight for finished cattle**

Check the response that best describes the target weight for finished steers and finished heifers on this feedlot. This is the weight at which the Producer typically ships cattle to slaughter. If the Producer does not know the target weight, write in “DK.” If the Producer does not feel comfortable responding to this question, write in “R” for refusal. This could be sensitive information for some Producers. Please specify a target weight for heifers and steers.

**Question 17. Number of cattle marketed**

Record the number of steers and the number of heifers marketed from this feedlot between September 1, 2019, and August 31, 2020.



**Section B—Antibiotic Use and Stewardship**

Unless otherwise noted, all questions in this section refer to the period from September 1, 2019, to August 31, 2020.

**For reference: Antibiotics by FDA Category of Medical Importance**

The FDA categorizes antibiotics with respect to their use in human medicine, published in Guidance for Industry #152, Appendix A1. The table below shows the current ranking of medically important or not of the drug classes mentioned in this questionnaire. According to Guidance for Industry #213, FDA stated that it will periodically reassess and publish updates to GFI #152 Appendix A as necessary.

	<b>Drug/drug class</b>
Not medically important	Ionophores (e.g., monensin, lasalocid, laidlomycin)
	Bambermycin
	Bacitracin
Medically important	Tetracyclines (e.g., oxytetracycline, chlortetracycline, tetracycline)
	Aminoglycosides (e.g., neomycin, spectinomycin)
	Beta lactam-natural penicillins (e.g., penicillin G)
	Phenicols (e.g., florfenicol)
	Aminopenicillins (e.g., amoxicillin)
	Streptogramins (e.g., virginiamycin)
	Macrolides (e.g., tilmicosin, tylosin, tulathromycin, gamithromycin, tildipirosin)
	Fluoroquinolones (e.g., enrofloxacin, danofloxacin)
	Third generation cephalosporins (e.g., ceftiofur)
Trimethoprim/sulfamethazine	

*Feedlot Producers sometimes market their cattle to meet specific label claims in order to get a premium for their product. The first 3 questions in this section ask about cattle raised with specific marketing label claims related to antibiotic use, organic labeling, and use of hormones.*

**Question 1. Percentage of cattle with specific marketing label claims**

Certified USDA organic requires no antibiotic use ever. There are other labels related to limited or no antibiotic use that are not Certified USDA Organic. Some labels require no hormone use in the cattle. The remaining cattle should have no specific marketing label claims.

**[If the percentage of cattle in 1d = 100, SKIP to question 4.]**

**Question 2. Percentage of cattle that complete a management program to meet specific marketing label claims**

Of the cattle that start the feeding period in a management program to meet specific label claims (Certified USDA Organic, no or limited antibiotic use, or no hormone use), what percentage typically finish in that program? For example, if all cattle that start out as Certified USDA Organic complete the program and are marketed as organic, then 2a would be 100%. Sometimes cattle in these specific management programs must be treated with antibiotics. If they are treated, they are removed from the program, and marketed as conventionally raised beef. If 5% of cattle that start out as Certified USDA Organic are removed from the program, then 2a would be 95% completed the program (100% - 5% = 95%).

**[If the percentage of cattle in 2b = 0, SKIP to question 4.]**

**Question 3. Marketing label claims regarding antibiotic use**

For feedlots that raise cattle to meet specific marketing label claims related to antibiotic use, there are several different options. Select the option that best describes the marketing label claim for the cattle in question 2b. The options include no antibiotics ever (including “raised without antibiotics”), no medically important antibiotics ever (in other words, only ionophores, bambermycin, or bacitracin are used), and no antibiotics used in the last 100 days prior to slaughter. If the cattle are marketed with some other claim related to antibiotic use, check “other” and record what the label claim entails.

*The next 9 questions ask about antibiotic use and record-keeping of antibiotic use. The questions will appear similar, though they differ by the route of administration being asked about, including injectable antibiotics administered as a group, injectable antibiotics administered individually, in feed antibiotics, and in water antibiotics.*

### **Question 4. Any antibiotics used in cattle**

If any antibiotics were used in cattle on this feedlot from September 1, 2019, to August 31, 2020, including injectable, in feed, and/or in water antibiotics, select “yes”. If no antibiotics were used, select “no”.

**[If question 4 = NO, SKIP to question 13.]**

### **Question 5. Injectable antibiotics administered to cattle as a group**

Of cattle that entered the feedlot from September 1, 2019, to August 31, 2020, were any cattle administered antibiotics as a group with an injectable antibiotic? Cattle can be administered antibiotics on a population basis, meaning the majority (typically at least 90%) of the cattle in the group were given injectable antibiotics at the same time, such as for the treatment, prevention, or control of bovine respiratory disease. If the feedlot administered injectable antibiotics to cattle as a group, select “Yes”. If they do not administer injectable antibiotics to cattle as a group, select “No”.

**[If question 5 = NO, SKIP to question 7.]**

---

**What if all cattle in a pen were run through a chute, the temperature for each animal was taken, and only the cattle with a high temperature were administered antibiotics (i.e., temp and treat)?**

Unless the majority of the pen was administered antibiotics, do not count these cattle as administered antibiotics as a group, but count these cattle as individually treated with antibiotics. It is unlikely that the majority of these cattle would have an elevated temperature and be treated.

---

---

**Why are we saying that the majority of cattle need to be administered an injectable antibiotic for these cattle to be considered as “administered as a group”?** We want to capture information on the therapeutic use of injectable antibiotics on a population basis, which is typically performed at initial processing of cattle after arrival to the feedlot. This entails the administration of antibiotics to all or most of the cattle in a group; some may be at high risk of disease, some may be subclinically ill, and some may be showing clinical signs of disease.

---

---

**What is the advantage of administering antibiotics to cattle in a group by running them through a chute? Why not administer antibiotics in feed?** Antibiotics available for in-feed use are older antibiotics and are not likely to be as effective as the newer antibiotics available only by injection, such as Draxxin® or Zuprevo™. In addition, when cattle are sick, feed intake is decreased.

---

### **Question 6. Record-keeping for injectable antibiotics administered as a group**

Enter how frequently antibiotic use information was available or captured/calculated in a record-keeping system for injectable antibiotics administered as a group. It does not matter if the information was

recorded by paper records or data entered into a computer. For each row, check one box indicating whether the information was recorded never, sometimes, most of the time, or always. Note that some feedlots may use the term “lot” and some may use the term “pen.” Row (d) asks if the date that the animal has completed an antibiotic withdrawal period and may be shipped to slaughter. There is an option to check in row (d) if there is no withdrawal period for any antibiotic used; if this applies, check the box and leave the rest of the row blank.

### **Question 7. Injectable antibiotics administered to individual sick cattle**

Check “Yes” or “No” to indicate whether any individual cattle became sick and were treated with injectable antibiotics. Individual cattle treated with injectable antibiotics will typically be cattle that appear sick and are sorted out for treatment, and sometimes moved to a treatment pen. The purpose of this question is to determine whether the Producer should complete the table in question 8.

**[If question 7 = NO, SKIP to question 9.]**

---

**What if a cattle from a pen were run through a chute, the temperature of each animal was taken, and only the cattle with a high temperature were treated?** These cattle would be considered individual steers and heifers that were treated, so “Yes” should be marked for question 7.

---

### **Question 8. Record-keeping for injectable antibiotics administered to individual sick cattle**

Enter how frequently antibiotic use information was available or captured/calculated in a record-keeping system for injectable antibiotics administered to individual sick cattle. It does not matter if the information was recorded by paper records or data entered into a computer. For each row, check one box indicating whether the information was recorded never, sometimes, most of the time, or always. Note that some feedlots may use the term “lot” and some may use the term “pen.” Row (d) asks if the date that the animal has completed an antibiotic withdrawal period and may be shipped to slaughter is recorded. There is an option to check in row (d) if there is no withdrawal period for any antibiotic used; if this applies, check the box and leave the rest of the row blank.

### **Question 9. Antibiotic use in feed**

The FDA has designated some antibiotics as medically important based on their use in human medicine, including chlortetracycline and tylosin, and some antibiotics as non-medically important, such as ionophores (e.g., Rumensin®), bambarmycin, and bacitracin. Medically important antibiotics require a veterinary feed directive (VFD) from a veterinarian for use in feed while non-medically important antibiotics do not require a VFD. Select only one option that best describes the antibiotic use in feed on this feedlot: cattle were given both medically important and non-medically important antibiotics in feed, cattle were given only medically important antibiotics in feed, cattle were given only non-medically important antibiotics in feed, or cattle were not given any antibiotics in feed. The purpose of this question is to determine whether the Producer should complete the table in Question 10.

**[If Question 9 = “Cattle were NOT given any antibiotics in feed”, SKIP to Question 11.]**

### **Question 10. Record-keeping for antibiotic use in feed**

Enter how frequently antibiotic use information was available or captured/calculated in a record-keeping system for antibiotic use in feed. It does not matter if the information was recorded by paper records or data entered into a computer. For each row, check one box indicating whether the information was recorded never, sometimes, most of the time, or always. Note that some feedlots may use the term “lot” and some may use the term “pen.” Row (d) asks if the date that the animal has completed an antibiotic withdrawal period and may be shipped to slaughter is recorded. There is an option to check in row (d) if there is no withdrawal period for any antibiotic used; if this applies, check the box and leave the rest of the row blank.

For many of the larger feedlots (e.g., 1,000-head capacity and larger), antibiotic use in feed will be recorded during ration development in feedlot software programs. Examples of these programs include TurnKey, Micro Beef Technologies, Beef Tracker, Walco International, CattleXpert, and Hi-Plains Systems.

### **Question 11. Antibiotic use in water**

Check “Yes” or “No” to indicate whether any cattle were given antibiotics in water from September 1, 2019, to August 31, 2020. It is likely that many feedlots will answer “No” to this question; antibiotic use in water is uncommon on feedlots. In the 2017 NAHMS Antibiotic Use Survey on U.S. Feedlots, only 8.5% of feedlots reported using antibiotics in water (9.1% of small feedlots and 1.1% of large feedlots). The purpose of this question is to determine whether the Producer should complete the table in Question 12.

**[If Question 11 = NO, SKIP to Question 13.]**

### **Question 12. Record-keeping for antibiotic use in water**

Enter how frequently antibiotic use information was available or captured/calculated in a record-keeping system for antibiotic use in water. It does not matter if the information was recorded by paper records or data entered into a computer. For each row, check one box indicating whether the information was recorded never, sometimes, most of the time, or always. Note that some feedlots may use the term “lot” and some may use the term “pen.” Row (d) asks if the date that the animal has completed an antibiotic withdrawal period and may be shipped to slaughter is recorded. There is an option to check in row (d) if there is no withdrawal period for any antibiotic used; if this applies, check the box and leave the rest of the row blank.

*The following 3 questions ask about electronic record-keeping systems.*

### **Question 13. Electronic record-keeping systems**

Check “Yes” or “No” to indicate whether the feedlot uses an electronic record-keeping system to store production and/or animal health related information.

**[If question 13 = NO, SKIP to question 16.]**

### **Question 14. Primary electronic record-keeping system used**

Select the electronic record-keeping system that best describes the primary electronic record-keeping system used on this feedlot. Options include: commercially available software designed for use in feedlots, custom software specifically designed for use by consulting practice or by this feedlot, or other spreadsheet or general database software (such as Microsoft Excel or Access). If the feedlot uses some other type of electronic record-keeping system, check “other” and record what type of system they use.

### **Question 15. Importance of electronic record-keeping systems**

Select the level of importance: very important, somewhat important, or not important; for each of the listed factors. The questions include: comparing your feedlot to other feedlots, comparing current information to historical information for this feedlot, determining and recording when animals have completed antibiotic withdrawal periods, tracking production, and tracking economic records.

*The following 3 questions ask about participation in Beef Quality Assurance trainings and Feedyard Assessments.*

**Question 16. Participation in Beef Quality Assurance (BQA) training (online, national, State, or local)**

Check “Yes”, “No”, or “Don’t Know” to indicate if the respondent or anyone representing this feedlot has attended or completed a Beef Quality Assurance (BQA) meeting or training session (online, national, State, or local), during the previous 5 years.

**Question 17. Participation in a Beef Quality Assurance (BQA) Feedyard Assessment**

Check “Yes”, “No”, or “Don’t Know” to indicate if this feedlot has participated in a Beef Quality Assurance (BQA) Feedyard Assessment during the previous 5 years.

The BQA Feedyard Assessment is an educational tool that allows for assessing and benchmarking key indicators of animal care and well-being, as well as feedyard conditions. The Feedyard Assessment focuses on three main areas: 1. Animals, 2. Records, and 3. Protocols, facilities, and equipment. The Feedyard Assessment may be performed as a self-assessment, completed by a second party (e.g., consulting veterinarian, nutritionist, feedyard staff, extension personnel, BQA coordinator, etc.), or conducted by a third-party assessor.

**[If Question 17 = NO or Don’t Know, SKIP to Question 19.]**

**Question 18. Number of times participating in BQA Feedyard Assessment**

Indicate how many times the feedlot has participated in a BQA Feedyard Assessment during the previous 5 years.

*The following 5 questions ask about veterinary use.*

**Question 19. Use of a veterinarian from September 1, 2019, to August 31, 2020**

Check “Yes” or “No” to indicate whether the feedlot used the services of a veterinarian from September 1, 2019, to August 31, 2020. It is expected that most feedlots will answer “Yes” to this question.

**[If question 19 = NO, ANSWER question 20 and then SKIP to Section C.]**

**[If question 19 = YES, SKIP question 20 and ANSWER questions 21-23.]**

**Question 20. Why wasn’t a veterinarian used from September 1, 2019, to August 31, 2020**

For feedlots that did not use the services of a veterinarian, check the appropriate response to capture the primary reason why the feedlot did not use a veterinarian during this time period.

**Question 21. Type of veterinarian use from September 1, 2019, to August 31, 2020**

For feedlots that did use a veterinarian, check the appropriate response to capture the type of primary veterinarian or veterinary clinic used.

---

**What if the feedlot uses a veterinary consultant who makes routine visits?** This veterinarian may work as part of a group of veterinary consultants rather than as part of a veterinary clinic, but he or she is not “on-staff” at the feedlot. Select option 2 for a veterinarian who makes regular or routine visits.

---

**Question 22. Number of times this feedlot was visited by a veterinarian**

Enter the number of times a veterinarian visited this feedlot (physically present on the feedlot) from September 1, 2019, to August 31, 2020, for reasons related to the feedlot operation.

**Question 23. Number of times this feedlot was in contact with a veterinarian**

Enter the number of times a veterinarian was in contact with this feedlot, including by telephone, video conference, or data transfer, from September 1, 2019, to August 31, 2020, for reasons related to the feedlot operation.

## Section C—Veterinary Feed Directive Final Rule Implementation

*This section is to capture how the changes by FDA to the Veterinary Feed Directive on January 1, 2017, impacted this feedlot, including changes in antibiotic use practices, and how the transition period went for this feedlot. The FDA changes included eliminating the use of medically important antibiotics for growth promotion purposes in food-producing animals and requiring veterinary oversight for use of medically important antimicrobials in animal feed and water (GFI #209 and GFI #213). This section could be sensitive for some Producers, though this information will be used to better prepare Producers for any future regulatory changes related to antibiotic use on their feedlots.*

### **Question 1. Use of medically important antibiotics on this feedlot *before* implementation of revised VFD final rule on January 1, 2017**

Medically important antibiotics require a Veterinary Feed Directive (VFD) from a veterinarian to be used, and examples include chlortetracycline and tylosin. Non-medically important antibiotics do not require a VFD, and include ionophores (Rumensin®), bambermycin, and bacitracin.

Check “Yes” or “No” to indicate if this feedlot used medically important antibiotics in feed BEFORE the label changes resulting from the implementation of the revised VFD final rule on January 1, 2017.

**[If question 1 = NO, SKIP to Section D.]**

### **Question 2. Stop using medically important antibiotics**

Some Producers could have stopped using antibiotics that now require a VFD. Check “Yes” or “No” to indicate if this feedlot stopped using medically important antibiotics in feed (antibiotics that now require a VFD) AFTER implementation of the revised VFD final rule on January 1, 2017.

**[If question 2 = YES, SKIP to Section D.]**

### **Question 3. Transition of implementing the label changes on this feedlot**

This question captures how the transition of implementing the label changes went on this feedlot, and it utilizes a Likert scale. There are three rows: easy vs. difficult, convenient vs. inconvenient, and affordable vs. unaffordable, and options include very, mostly, somewhat, or neither for each end of the spectrum. For each row, ask the Producer to decide which of the options best represents the transition period of implementing the label changes on this feedlot.

### **Question 4. Resources to manage label changes on this feedlot**

Indicate how strongly the Producer agrees or disagrees with the following statement, with options including strongly agree, agree, neither, disagree, or strongly disagree.

“On January 1, 2017, I felt I had all of the resources (e.g., access to veterinarians knowledgeable about the VFD, training, finances) necessary to manage the label changes on this feedlot.”

**Please thank the Producer for their help completing this survey. Use the back of the questionnaire to communicate comments about the survey or any other information about health management on this feedlot that the Producer wants to share.**

**Section D—Office Use Only**

Complete this page and send to your Supervisor.

**1. Consent form**

For operations that complete this questionnaire, request a signature on the CONSENT FORM to be contacted for participation in Phase 2 of the study.

**2. Interview time**

Include the time reviewing the NAHMS program and completing the agreement and survey; report in minutes. Do not include time spent discussing other topics such as the weather. Include the time for everyone who is traveling with you. For example, if an intern is shadowing you, include his/her time at the interview.

**3. Travel time**

Include the time it took you to travel from your office, home, or other operation and the time to return back or go to the next operation; report in minutes. Include the time for everyone who is traveling with you. For example, if you bring an intern who is shadowing you, include his/her travel time.

**4. Interview response code**

Select one response code that best applies to this feedlot. If option 3 – refused, complete question 5. If any other option, skip to question 6.

**5. Refusal response code**

Select one response code that best applies to this feedlot and why they refused to complete the survey.

**6. Respondent's position on this operation**

Select one response code that best describes the respondent's position on this operation.

**7. Use of records**

Check "yes" or "no" to indicate if the respondent used records to assist in answering this survey.



**III. The NASS Visit: Completing the NAHMS Health Management on U.S. Feedlots 2020 Consent to Contact Form**

Once you have completed the NAHMS Health Management on U.S. Feedlots 2020 Phase I Questionnaire, you will ask the Producer to sign the “Consent to Contact” form. The “Consent to Contact” form provides written consent from the Producer to share their contact information with APHIS to be contacted to participate in Phase II of the study.

Review the form with the Producer and answer any questions he or she may have regarding Phase II of the study.

**Completing the Consent to Contact Form**

**For release of information for:** Fill in this box with the name of the operation.

**EPAID:** Fill in this box with the feedlot operation number.

- 1. Operation Address:** Fill in the physical address of the operation
- 2. Operation phone number:** Fill in the best phone number to contact the Producer
- 3. Operation e-mail address:** Fill in the Producer’s e-mail address
- 4. Notes regarding the operation:** Record any relevant information, such as the animals located in a different state or changes to the address or contact information

**Signature of Consenting Operator:** If the Producer consents, ask them to sign the “Consent to Contact” form and date.

**Signature of NASDA/NASS Enumerator:** The NASS enumerator signs and dates in the appropriate boxes.

**What to do with the Consent to Contact Form**

Submit the signed Consent to Contact form to your supervisor, along with the completed Phase I Questionnaire (unless directed otherwise).

# NASS Phase I Manual – NAHMS Health Management on U.S. Feedlots 2020

According to the Paperwork Reduction Act of 1995, an agency may not conduct or sponsor, and a person is not required to respond to a collection of information unless it displays a valid OMB control number. The valid OMB control number for this information collection is 0579-0079. The time required to complete this information collection is estimated to average 10 minutes per response, including the time to review instructions, search existing data resources, gather the data needed, and complete and review the information collected.

**OMB Approved**  
0579-0079  
EXP: XX/20XX

**UNITED STATES DEPARTMENT OF AGRICULTURE  
ANIMAL AND PLANT HEALTH INSPECTION SERVICE  
VETERINARY SERVICES  
NATIONAL ANIMAL HEALTH MONITORING SYSTEM  
2150 CENTRE AVE, BLDG B  
FORT COLLINS, CO 80526**

## HEALTH MANAGEMENT ON U.S. FEEDLOTS 2020 CONSENT TO CONTACT

For release of information for:

EPAID:

(Consenting Operator: Hereafter referred to as YOU)

The USDA’s Animal and Plant Health Inspection Service’s (APHIS) National Animal Health Monitoring System (NAHMS) is conducting a study of U.S. feedlot operations with a capacity of 50 or more cattle. **NAHMS studies are voluntary and nonregulatory.** This study will take an in-depth look at U.S. feedlots and provide new and valuable information regarding animal health and management practices in the U.S. feedlot industry. To initiate the study, a sample was selected from the confidential list of operations maintained by USDA’s National Agricultural Statistics Service (NASS). Your feedlot was selected for participation and will represent a number of unselected feedlots.

**By signing this Consent Form, you are agreeing to allow USDA–NASS staff to provide the following information to the State NAHMS Coordinator, who is employed by USDA–APHIS: your name, address, phone number, email address, inventory, and operation type. All data from this questionnaire will be shared with NAHMS state coordinators.**

The NAHMS Coordinator will share this information with a Federal or State veterinary medical officer (VMO), who will contact you to administer a phase II questionnaire. Only the Federal or State VMOs collecting the data know the identity of study participants.

**Confidentiality of your data is crucially important to us. No name or contact information will be associated with individual data, and no data will be reported in a way that could reveal the identity of a participant. Data are presented only in aggregated summaries.**

When you are contacted by a Federal or State VMO and asked to participate in the study, you are free to accept or decline participation at that time. A copy of the questionnaire that will be administered when you’re visited by the Federal or State VMO can be found at: [www.aphis.usda.gov/nahms](http://www.aphis.usda.gov/nahms). **If you have been selected but have not been contacted or if you have questions regarding the study, please call: (866) 907-8190.**

1. Operation Address: \_\_\_\_\_ 2. Operation phone #: \_\_\_\_\_
3. Operation Email Address: \_\_\_\_\_
4. Notes regarding the operation, (e.g. animals located in different state, changes to address or contact information):

Signature of Consenting Operator:

Date:

Signature of NASDA/NASS Enumerator:

Date:

#### **IV. The NASS Visit: Completing the Health Management on U.S. Feedlots 2020 Informed Consent for Feedlots in the State of California**

##### ***Only for operations in California***

Once you have completed the NAHMS Health Management on U.S. Feedlots 2020 Phase I Questionnaire, you will ask the Producer to sign the “NASS California Informed Consent” form. The “NASS California Informed Consent” form provides written consent from the Producer to release California state level aggregate data obtained from the Phase I questionnaire to the California Department of Food and Agriculture for the purposes of fulfilling California Food and Agricultural Codes 13300-14408.

Review the form with the Producer and answer any questions he or she may have regarding the NASS California Informed Consent form.

##### **Completing the NASS California Informed Consent Form**

**Signature of U.S. Department of Agriculture or California Department of Food and Agriculture Employee:** The NASS enumerator signs and dates in the appropriate boxes.

**Signature of Producer or authorized representative:** If the Producer consents, ask them to sign the “NASS California Informed Consent” form and date.

##### **What to do with the NASS California Informed Consent Form**

There are three copies of the NASS California Informed Consent form. Submit one copy of the signed NASS California Informed Consent form to your supervisor, along with the completed Phase I Questionnaire (unless directed otherwise). Leave one copy with the Producer, and retain one copy for yourself.

# NASS Phase I Manual – NAHMS Health Management on U.S. Feedlots 2020

---

According to the Paperwork Reduction Act of 1995, an agency may not conduct or sponsor, and a person is not required to respond to a collection of information unless it displays a valid OMB control number. The valid OMB control number for this information collection is 0579-0079. The time required to complete this information collection is estimated to average 5 minutes per response, including the time to review instructions, search existing data resources, gather the data needed, and complete and review the information collected.

**OMB Approved**  
0579-0079  
EXP: XX/20XX

**UNITED STATES DEPARTMENT OF AGRICULTURE  
ANIMAL AND PLANT HEALTH INSPECTION SERVICE  
VETERINARY SERVICES  
NATIONAL ANIMAL HEALTH MONITORING SYSTEM  
2150 CENTRE AVE, BLDG B  
FORT COLLINS, CO 80526**

## **HEALTH MANAGEMENT ON U.S. FEEDLOTS 2020 INFORMED CONSENT FOR FEEDLOTS IN THE STATE OF CALIFORNIA**

The U.S. Department of Agriculture's National Agricultural Statistics Service (NASS), Animal and Plant Health Inspection Service (APHIS), the California Department of Food and Agriculture and the State of California, and the Producer hereby enter into this National Animal Health Monitoring System (NAHMS) Health Management on U.S. Feedlots 2020 INFORMED CONSENT, the terms of which are set forth below.

1. The California Department of Food and Agriculture (CDFA) is mandated by California Food and Agricultural Codes 14400-14408 to monitor antimicrobial use and management practices in livestock. The California Law furthermore directs that, when applicable, this information be gathered in coordination with NAHMS. The California Law stipulates that these data are collected in a voluntary manner. The collected data will be used for monitoring and educational, not regulatory, purposes.
2. Since the NAHMS Health Management on U.S. Feedlots 2020 study will include collection of data regarding antimicrobial use and health management in feedlot cattle in California, CDFA has requested that NAHMS share aggregate data collected in the NAHMS Health Management on U.S. Feedlots 2020 study from California cattle feedlots with them for the purposes of fulfilling California Food and Agricultural Codes 14400-14408.
3. Only aggregate (summary) data, not individual data, will be shared with CDFA. The identity of the Producer will be withheld. No individual responses will be shared or published.

Signature of U.S. Department of Agriculture or California Department of Food and Agriculture Employee :

Date:

Signature of Producer or authorized representative:

Date: