











PCNASP data collection and transmission diagrams with burden (Revision)

	Awardees' partners*	Awardee	CDC	Burden (annual)		
				Awardees' partners	Awardee	Total
In-hospital data					18	18
Pre-hospital data					4	4
					56	56
Post-hospital data					14	14
					8	8
Hospital inventory data				189	72	261
<b>TOTAL</b>				<b>189</b>	<b>172</b>	<b>361</b>

\* Burden on awardees' partners is not accounted for in-hospital, pre-hospital, or post-hospital data, because data is routinely collected through existing data systems/processes that are not unique to PCNASP. Data is transmitted electronically to awardees.

† Burden of primary data collection is accounted for.

PCNASP data collection and transmission diagrams with burden (OMB No. 0920-1108; expiration 03/31/2019)

	Awardees' partners*	Awardee	CDC	Burden (annual)		
				Awardees' partners	Awardee	Total
In-hospital data					18	18
Pre-hospital data				78	18	96
Post-hospital data				20	18	38
Hospital inventory data				158	72	230
<b>TOTAL</b>				<b>256</b>	<b>126</b>	<b>382</b>

\* Burden on awardees' partners is not accounted for, because data is routinely collected through existing data systems/processes that are not unique to PCNASP. Data is transmitted electronically to awardees.

† Burden of time to transmit data.

‡ Burden of primary data collection (15 min) and data transmission (15 min).