



mySocial Security - mySNO

Office of Management & Budget (OMB) Screen Package
mySpecial Notice Options Screen Updates (December
2019)

mySocial Security - mySNO

Table of Contents

Document Version Information	2
1. mySocial Security Individual Services Landing page	3
2. Preferences Page	4
2.1. Preferences Page with no Special Notice Option Set	4
2.2. Preferences Page with Special Notice Options Set	5
2.3. Preferences page: No Preferences Set	6
3. SNO Screen: Selection Variants (Before Submission)	7
3.1. SNO Screen: No Selections Made.....	7
3.2. SNO Screen: Selected Option – No Phone Required.....	8
3.3. SNO Screen: Selected Option - Phone Required	9
3.4. SNO Screen: Selected Option – Phone Required (International Variant)	10
4. SNO Screen Variants: Errors	11
4.1. SNO Screen: Selection Error	11
4.2. SNO Screen: Consent Error	12
4.3. SNO Screen: Phone Error	13
4.3.1. SNO Screen: Phone Error (International Variant)	14
4.3.2. SNO Screen: Phone Extension Error.....	15
4.4. SNO Screen: Submission Failure Error	16
5. SNO Screen: Submission Confirmation	17
5.1. SNO Screen: Submission Success Notice.....	17
5.2. SNO Screen: Submission Success Notice & Phone.....	18
5.3. SNO Screen Submission Success (Standard Print, first-class mail Variant).....	19
6. SNO Screen: Edit Mode	20
6.1. SNO Screen: Edit/Return Variant	20
6.2. SNO Screen: Edit/Return Variant (with required phone).....	21
6.3. SNO Screen: Save Confirmation Notice (Edit/return Variant).....	22
6.4. SNO Screen: Save Confirmation (with Phone) (Edit/return Variant)	23

Document Version Information

Version Number	Date	Content Revisions
0.1	12/19/2019	

1. mySocial Security Individual Services Landing page



Individual Services

Overview

Messages 3 | Preferences

Welcome, John! You last signed in on July 1, 2019 at 10:03AM EST.

Overview

[Benefit & Payment Details](#)

[Earnings Record](#)

[Replacement Documents](#)

[My Profile](#)

You have 2 new messages!

Social Security Statement

A Message from the Acting Commissioner:

▼ [Your Social Security Statement ...](#)

Estimated Benefits at Full Retirement Age (67): **Not applicable**

Last Reported Earnings: **\$0 in 2018** [View Earnings Record](#)

Benefits & Payments

You are receiving: **Social Security (Retirement)** [View Benefit Details](#)

Your next payment is: **\$230.20 on July 26, 2019** [View Payment History](#)

[Get a Benefit Verification Letter](#)

Need proof that you applied for Social Security benefits? Here's your official letter.

Social Security Card Replacement


If you are not a U.S. citizen, you can request a [replacement card](#) through your [local office](#) or by [mail](#).

If you are a U.S. citizen, please notify your local office.

[Back to Role Choice](#)

2. Preferences Page

2.1. Preferences Page with no Special Notice Option Set

 **my Social Security**Pablo Diego José Franciscode Paula Juan ▾ [Other Services](#)

Individual Services [< Back](#)

[Messages](#) 3 | [Preferences](#)

Preferences

Communication & Notification Preferences

Review your current preference selections

Communication Preferences [Edit](#)

Your communication preferences let us know if we should mail paper copies of notices available on **my Social Security** Message Center.
When I receive a notice in Message Center: **Don't send me a paper copy**

Notification Preferences [Edit](#)


We'll notify you through your preferred notification method when a new message is available in **my Social Security** Message Center
When there is a new Message in my Message Center Inbox, I want to be notified by: **Text**

i Are you blind or visually impaired?

If you're blind or visually impaired, Special Notice Options are available to make sure you receive important information from us. Notices are sent in standard print through first class mail, and/or to your **my Social Security** Message Center if no Special Notice Option request is made.

[Request a Special Notice Option](#)

2.2. Preferences Page with Special Notice Options Set

 **my Social Security**

Pablo Diego José Franciscod Paula Juan ▾

[Other Services](#)

Individual Services < Back

Preferences Messages 3 | Preferences

Communication & Notification Preferences

Review your current preference selections

Communication Preferences Edit

Your communication preferences let us know if we should mail paper copies of notices available on **my** Social Security Message Center.

When I receive a notice in Message Center: **Don't send me a paper copy**

Accessibility Preferences: Special Notice Option Edit

If you have a vision impairment and standard print notices are not easily accessible, we will deliver important information to you through your preferred Special Notice Option.


Special Notice Option: **Send notices in large print**

Notification Preferences Edit

We'll notify you through your preferred notification method when a new message is available in **my** Social Security Message Center

When there is a new Message in my Message Center Inbox, I want to be notified by: **Text**

2.3. Preferences page: No Preferences Set

Pablo Diego José Franciscode Paula Juan ▾Other Services

Individual Services < Back

Messages 3 | Preferences

Preferences

Communication & Notification Preferences

Review your current preference selections

! Communication Preferences Edit

Your communication preferences let us know if we should mail paper copies of notices available on **my Social Security** Message Center.
You haven't set any communication preferences for my Social Security yet.

! Notification Preferences Edit

We'll notify you through your preferred notification method when a new message is available in **my Social Security** Message Center
You haven't set any Notification preferences for my Social Security yet.

i Are you blind or visually impaired?
If you're blind or visually impaired, Special Notice Options are available to make sure you receive important information from us. Notices are sent in standard print through first class mail, and/or to your **my Social Security** Message Center if no Special Notice Option request is made.
[Request a Special Notice Option](#)

3. SNO Screen: Selection Variants (Before Submission)

3.1. SNO Screen: No Selections Made



Pablo Diego José Franciscode Paula Juan ▾

Other Services

Individual Services

Messages 3 | Preferences

Accessibility Preferences - Special Notice Option

Special Notice Option

There are different ways to receive information from us if you are blind or have a visual impairment and

- you have applied for or receive Social Security or Supplemental Security Income (SSI) benefits, or
- you are the representative payee for someone who has applied for or receives Social Security or Supplemental Security Income (SSI) benefits.

*** Select how you would like to receive notices from Social Security**

- Send my standard print notices by first-class mail.
- Send my standard print notices by certified mail.
- Send my standard print notices by first-class mail and follow up with a telephone call within 5 business days to read me the notices. (Please confirm your phone number below.)
- Send my notices in standard print and in braille by first-class mail.
- Send my notices in standard print and in a Microsoft (MS) Word file on a data compact disc (CD) by first-class mail. (Most screen readers should be able to read the MS Word file on the data CD. The MS Word data CD will not work in an audio CD player.)
- Send my notices in standard print and on audio compact discs (CDs) that contain a voice recording of the notice by first-class mail. (The audio CDs should work in most CD players.)
- Send my notices in standard print and in large print (18-point font) by first-class mail.

If none of these options are adequate, [Contact us](#) or contact your local Social Security field office to request another accommodation. We decide whether to approve other accommodation requests on an individual basis.

*** I understand that by proceeding, I am confirming that I am blind or have a visual impairment that requires a Special Notice Option**

Submit [Back to Preferences](#)

3.2. SNO Screen: Selected Option – No Phone Required



Individual Services

Accessibility Preferences - Special Notice Option

Special Notice Option

There are different ways to receive information from us if you are blind or have a visual impairment and

- you have applied for or receive Social Security or Supplemental Security Income (SSI) benefits, or
- you are the representative payee for someone who has applied for or receives Social Security or Supplemental Security Income (SSI) benefits.

*** Select how you would like to receive notices from Social Security**

<input type="radio"/> Send my standard print notices by first-class mail.
<input checked="" type="radio"/> Send my standard print notices by certified mail.
<input type="radio"/> Send my standard print notices by first-class mail and follow up with a telephone call within 5 business days to read me the notices. (Please confirm your phone number below.)
<input type="radio"/> Send my notices in standard print and in braille by first-class mail.
<input type="radio"/> Send my notices in standard print and in a Microsoft (MS) Word file on a data compact disc (CD) by first-class mail. (Most screen readers should be able to read the MS Word file on the data CD. The MS Word data CD will not work in an audio CD player.)
<input type="radio"/> Send my notices in standard print and on audio compact discs (CDs) that contain a voice recording of the notice by first-class mail. (The audio CDs should work in most CD players.)
<input type="radio"/> Send my notices in standard print and in large print (18-point font) by first-class mail.

If none of these options are adequate, [Contact us](#) or contact your local Social Security field office to request another accommodation. We decide whether to approve other accommodation requests on an individual basis.

*** I understand that by proceeding, I am confirming that I am blind or have a visual impairment that requires a Special Notice Option**

3.3. SNO Screen: Selected Option - Phone Required



Pablo Diego José Franciscode Paula Juan ▾

Other Services

Individual Services

Messages 3 | Preferences

Accessibility Preferences - Special Notice Option

Special Notice Option

There are different ways to receive information from us if you are blind or have a visual impairment and

- you have applied for or receive Social Security or Supplemental Security Income (SSI) benefits, or
- you are the representative payee for someone who has applied for or receives Social Security or Supplemental Security Income (SSI) benefits.

*** Select how you would like to receive notices from Social Security**

- Send my standard print notices by first-class mail.
- Send my standard print notices by certified mail.
- Send my standard print notices by first-class mail and follow up with a telephone call within 5 business days to read me the notices. (Please confirm your phone number below.)
- Send my notices in standard print and in braille by first-class mail.
- Send my notices in standard print and in a Microsoft (MS) Word file on a data compact disc (CD) by first-class mail. (Most screen readers should be able to read the MS Word file on the data CD. The MS Word data CD will not work in an audio CD player.)
- Send my notices in standard print and on audio compact discs (CDs) that contain a voice recording of the notice by first-class mail. (The audio CDs should work in most CD players.)
- Send my notices in standard print and in large print (18-point font) by first-class mail.

***Phone Number for Follow Up**

- U.S.
- International

*10-digit Number [Ext.](#)

If none of these options are adequate, [Contact us](#) or contact your local Social Security field office to request another accommodation. We decide whether to approve other accommodation requests on an individual basis.

*** I understand that by proceeding, I am confirming that I am blind or have a visual impairment that requires a Special Notice Option**

3.4. SNO Screen: Selected Option – Phone Required (International Variant)



Pablo Diego José Franciscode Paula Juan ▾

Other Services

Individual Services

Messages 3 | Preferences

Accessibility Preferences - Special Notice Option

Special Notice Option

There are different ways to receive information from us if you are blind or have a visual impairment and

- you have applied for or receive Social Security or Supplemental Security Income (SSI) benefits, or
- you are the representative payee for someone who has applied for or receives Social Security or Supplemental Security Income (SSI) benefits.

* Select how you would like to receive notices from Social Security

- Send my standard print notices by first-class mail.
- Send my standard print notices by certified mail.
- Send my standard print notices by first-class mail and follow up with a telephone call within 5 business days to read me the notices. (Please confirm your phone number below.)
- Send my notices in standard print and in braille by first-class mail.
- Send my notices in standard print and in a Microsoft (MS) Word file on a data compact disc (CD) by first-class mail. (Most screen readers should be able to read the MS Word file on the data CD. The MS Word data CD will not work in an audio CD player.)
- Send my notices in standard print and on audio compact discs (CDs) that contain a voice recording of the notice by first-class mail. (The audio CDs should work in most CD players.)
- Send my notices in standard print and in large print (18-point font) by first-class mail.

*Phone Number for Follow Up

- U.S.
- International

*Country Code + Number Ext.

If none of these options are adequate, [Contact us](#) or contact your local Social Security field office to request another accommodation. We decide whether to approve other accommodation requests on an individual basis.


* I understand that by proceeding, I am confirming that I am blind or have a visual impairment that requires a Special Notice Option

Submit

[Back to Preferences](#)

4. SNO Screen Variants: Errors

4.1. SNO Screen: Selection Error

Pablo Diego José Franciscode Paula Juan ▾Other Services

Individual Services

Accessibility Preferences - Special Notice Option

Messages 3 | Preferences

✘ Please correct the following information:

- [Error: Select how you would like to receive notices from Social Security](#)

Special Notice Option

There are different ways to receive information from us if you are blind or have a visual impairment and

- you have applied for or receive Social Security or Supplemental Security Income (SSI) benefits, or
- you are the representative payee for someone who has applied for or receives Social Security or Supplemental Security Income (SSI) benefits.

*** Select how you would like to receive notices from Social Security**

✘ Select a Special Notice Option to continue

<input type="radio"/> Send my standard print notices by first-class mail.
<input type="radio"/> Send my standard print notices by certified mail.
<input type="radio"/> Send my standard print notices by first-class mail and follow up with a telephone call within 5 business days to read me the notices. (Please confirm your phone number below.)
<input type="radio"/> Send my notices in standard print and in braille by first-class mail.
<input type="radio"/> Send my notices in standard print and in a Microsoft (MS) Word file on a data compact disc (CD) by first-class mail. (Most screen readers should be able to read the MS Word file on the data CD. The MS Word data CD will not work in an audio CD player.)
<input type="radio"/> Send my notices in standard print and on audio compact discs (CDs) that contain a voice recording of the notice by first-class mail. (The audio CDs should work in most CD players.)
<input type="radio"/> Send my notices in standard print and in large print (18-point font) by first-class mail.

If none of these options are adequate, [Contact us](#) or contact your local Social Security field office to request another accommodation. We decide whether to approve other accommodation requests on an individual basis.

*** I understand that by proceeding, I am confirming that I am blind or have a visual impairment that requires a Special Notice Option**

4.2. SNO Screen: Consent Error



Individual Services

Accessibility Preferences - Special Notice Option



Please correct the following information:

- Error: Confirm that you have a visual impairment and are qualified to receive a Special Notice Option

Special Notice Option

There are different ways to receive information from us if you are blind or have a visual impairment and

- you have applied for or receive Social Security or Supplemental Security Income (SSI) benefits, or
- you are the representative payee for someone who has applied for or receives Social Security or Supplemental Security Income (SSI) benefits.

*** Select how you would like to receive notices from Social Security**

- Send my standard print notices by first-class mail.
- Send my standard print notices by certified mail.
- Send my standard print notices by first-class mail and follow up with a telephone call within 5 business days to read me the notices. (Please confirm your phone number below.)
- Send my notices in standard print and in braille by first-class mail.
- Send my notices in standard print and in a Microsoft (MS) Word file on a data compact disc (CD) by first-class mail. (Most screen readers should be able to read the MS Word file on the data CD. The MS Word data CD will not work in an audio CD player.)
- Send my notices in standard print and on audio compact discs (CDs) that contain a voice recording of the notice by first-class mail. (The audio CDs should work in most CD players.)
- Send my notices in standard print and in large print (18-point font) by first-class mail.

If none of these options are adequate, [Contact us](#) or contact your local Social Security field office to request another accommodation. We decide whether to approve other accommodation requests on an individual basis.

*** Please confirm that you have a visual impairment and are qualified to receive a Special Notice Option**

- * I understand that by proceeding, I am confirming that I am blind or have a visual impairment that requires a Special Notice Option**

Submit

Back to Preferences

4.3. SNO Screen: Phone Error



Pablo Diego José Franciscode Paula Juan ▾

Other Services

Individual Services

Accessibility Preferences - Special Notice Option

Messages 3 | Preferences

✖ Please correct the following information:

- [Error: Phone Number](#)

Special Notice Option

There are different ways to receive information from us if you are blind or have a visual impairment and

- you have applied for or receive Social Security or Supplemental Security Income (SSI) benefits, or
- you are the representative payee for someone who has applied for or receives Social Security or Supplemental Security Income (SSI) benefits.

*** Select how you would like to receive notices from Social Security**

- Send my standard print notices by first-class mail.
- Send my standard print notices by certified mail.
- Send my standard print notices by first-class mail and follow up with a telephone call within 5 business days to read me the notices. (Please confirm your phone number below.)
- Send my notices in standard print and in braille by first-class mail.
- Send my notices in standard print and in a Microsoft (MS) Word file on a data compact disc (CD) by first-class mail. (Most screen readers should be able to read the MS Word file on the data CD. The MS Word data CD will not work in an audio CD player.)
- Send my notices in standard print and on audio compact discs (CDs) that contain a voice recording of the notice by first-class mail. (The audio CDs should work in most CD players.)
- Send my notices in standard print and in large print (18-point font) by first-class mail.

***Phone Number for Follow Up**

✖ You must enter a phone number using numbers, hyphens, spaces, periods, or parentheses. You must enter all ten numbers, including the area code.

- U.S.
- International

*10-digit Number [Ext.](#)


If none of these options are adequate, [Contact us](#) or contact your local Social Security field office to request another accommodation. We decide whether to approve other accommodation requests on an individual basis.

*** I understand that by proceeding, I am confirming that I am blind or have a visual impairment that requires a Special Notice Option**

Submit

[Back to Preferences](#)

4.3.1. SNO Screen: Phone Error (International Variant)

 Pablo Diego José Franciscode Paula Juan ▾ [Other Services](#)

Individual Services

Accessibility Preferences - Special Notice Option Messages 3 | Preferences

✖ Please correct the following information:

- Error: Phone Number

Special Notice Option

There are different ways to receive information from us if you are blind or have a visual impairment and

- you have applied for or receive Social Security or Supplemental Security Income (SSI) benefits, or
- you are the representative payee for someone who has applied for or receives Social Security or Supplemental Security Income (SSI) benefits.

*** Select how you would like to receive notices from Social Security**

<input type="radio"/> Send my standard print notices by first-class mail.
<input type="radio"/> Send my standard print notices by certified mail.
<input checked="" type="radio"/> Send my standard print notices by first-class mail and follow up with a telephone call within 5 business days to read me the notices. (Please confirm your phone number below.)
<input type="radio"/> Send my notices in standard print and in braille by first-class mail.
<input type="radio"/> Send my notices in standard print and in a Microsoft (MS) Word file on a data compact disc (CD) by first-class mail. (Most screen readers should be able to read the MS Word file on the data CD. The MS Word data CD will not work in an audio CD player.)
<input type="radio"/> Send my notices in standard print and on audio compact discs (CDs) that contain a voice recording of the notice by first-class mail. (The audio CDs should work in most CD players.)
<input type="radio"/> Send my notices in standard print and in large print (18-point font) by first-class mail.

***Phone Number for Follow Up**

✖ You must enter a phone number using the plus sign, numbers, hyphens, spaces, periods, or parentheses. If a plus sign is included, it must be the first character entered.

U.S. International

*Country Code + Number [Ext.](#)

If none of these options are adequate, [Contact us](#) or contact your local Social Security field office to request another accommodation. We decide whether to approve other accommodation requests on an individual basis.

*** I understand that by proceeding, I am confirming that I am blind or have a visual impairment that requires a Special Notice Option**


[Submit](#) [Back to Preferences](#)

4.3.2. SNO Screen: Phone Extension Error

Individual Services

Accessibility Preferences - Special Notice Option

[Messages](#) 3 | [Preferences](#)

 Please correct the following information:

- [Error: Phone Extension](#)

Special Notice Option


There are different ways to receive information from us if you are blind or have a visual impairment and

- you have applied for or receive Social Security or Supplemental Security Income (SSI) benefits, or
- you are the representative payee for someone who has applied for or receives Social Security or Supplemental Security Income (SSI) benefits.

*** Select how you would like to receive notices from Social Security**

- Send my standard print notices by first-class mail.
- Send my standard print notices by certified mail.
- Send my standard print notices by first-class mail and follow up with a telephone call within 5 business days to read me the notices. (Please confirm your phone number below.)
- Send my notices in standard print and in braille by first-class mail.
- Send my notices in standard print and in a Microsoft (MS) Word file on a data compact disc (CD) by first-class mail. (Most screen readers should be able to read the MS Word file on the data CD. The MS Word data CD will not work in an audio CD player.)
- Send my notices in standard print and on audio compact discs (CDs) that contain a voice recording of the notice by first-class mail. (The audio CDs should work in most CD players.)
- Send my notices in standard print and in large print (18-point font) by first-class mail.

***Phone Number for Follow Up**

 You must enter only numbers in Extension field

- U.S.
- International

*10-digit Number [Ext.](#)

If none of these options are adequate, [Contact us](#) or contact your local Social Security field office to request another accommodation. We decide whether to approve other accommodation requests on an individual basis.

*** I understand that by proceeding, I am confirming that I am blind or have a visual impairment that requires a Special Notice Option**

[Submit](#)

[Back to Preferences](#)

4.4. SNO Screen: Submission Failure Error

 **my Social Security**

Pablo Diego José Franciscode Paula Juan ▾ [Other Services](#)

Individual Services

Accessibility Preferences - Special Notice Option Messages 3 | Preferences

 **We can't process your request at this time**

Your Special Notice Option request can't be processed online right now, please try again later. If the problem persist, please [contact us](#) or your local Social Security field office to resolve the issue.

[Back to Preferences](#)

5. SNO Screen: Submission Confirmation

5.1. SNO Screen: Submission Success Notice



Pablo Diego José Franciscode Paula Juan ▾

Other Services

Individual Services

Messages 3 | Preferences

Accessibility Preferences - Special Notice Option

You have successfully set your Special Notice Option.

[Go back to Preferences](#)

Special Notice Option

There are different ways to receive information from us if you are blind or have a visual impairment and

- you have applied for or receive Social Security or Supplemental Security Income (SSI) benefits, or
- you are the representative payee for someone who has applied for or receives Social Security or Supplemental Security Income (SSI) benefits.

*** Select how you would like to receive notices from Social Security**

- Send my standard print notices by first-class mail.
- Send my standard print notices by certified mail.
- Send my standard print notices by first-class mail and follow up with a telephone call within 5 business days to read me the notices. (Please confirm your phone number below.)
- Send my notices in standard print and in braille by first-class mail.
- Send my notices in standard print and in a Microsoft (MS) Word file on a data compact disc (CD) by first-class mail. (Most screen readers should be able to read the MS Word file on the data CD. The MS Word data CD will not work in an audio CD player.)
- Send my notices in standard print and on audio compact discs (CDs) that contain a voice recording of the notice by first-class mail. (The audio CDs should work in most CD players.)
- Send my notices in standard print and in large print (18-point font) by first-class mail.

If none of these options are adequate, [Contact us](#) or contact your local Social Security field office to request another accommodation. We decide whether to approve other accommodation requests on an individual basis.

Save

[Back to Preferences](#)

5.2. SNO Screen: Submission Success Notice & Phone



Pablo Diego José Franciscode Paula Juan ▾

Other Services

Individual Services

Accessibility Preferences - Special Notice Option

Messages 3 | Preferences

You have successfully set your Special Notice Option.

[Go back to Preferences](#)

Special Notice Option

There are different ways to receive information from us if you are blind or have a visual impairment and

- you have applied for or receive Social Security or Supplemental Security Income (SSI) benefits, or
- you are the representative payee for someone who has applied for or receives Social Security or Supplemental Security Income (SSI) benefits.

* Select how you would like to receive notices from Social Security

- Send my standard print notices by first-class mail.
- Send my standard print notices by certified mail.
- Send my standard print notices by first-class mail and follow up with a telephone call within 5 business days to read me the notices. (Please confirm your phone number below.)
- Send my notices in standard print and in braille by first-class mail.
- Send my notices in standard print and in a Microsoft (MS) Word file on a data compact disc (CD) by first-class mail. (Most screen readers should be able to read the MS Word file on the data CD. The MS Word data CD will not work in an audio CD player.)
- Send my notices in standard print and on audio compact discs (CDs) that contain a voice recording of the notice by first-class mail. (The audio CDs should work in most CD players.)
- Send my notices in standard print and in large print (18-point font) by first-class mail.

*Phone Number for Follow Up

- U.S.
- International

*10-digit Number [Ext.](#)

(123)-456-7890

If none of these options are adequate, [Contact us](#) or contact your local Social Security field office to request another accommodation. We decide whether to approve other accommodation requests on an individual basis.

Save

[Back to Preferences](#)

5.3. SNO Screen Submission Success (Standard Print, first-class mail Variant)



Individual Services

Accessibility Preferences - Special Notice Option

✔ You have successfully set your Special Notice Option.

You have selected the default notice option and will receive standard print notices through first class mail. This option will not be displayed on the preferences screen.

[Go back to Preferences](#)

Special Notice Option

There are different ways to receive information from us if you are blind or have a visual impairment and

- you have applied for or receive Social Security or Supplemental Security Income (SSI) benefits, or
- you are the representative payee for someone who has applied for or receives Social Security or Supplemental Security Income (SSI) benefits.

*** Select how you would like to receive notices from Social Security**

<input checked="" type="radio"/> Send my standard print notices by first-class mail.
<input type="radio"/> Send my standard print notices by certified mail.
<input type="radio"/> Send my standard print notices by first-class mail and follow up with a telephone call within 5 business days to read me the notices. (Please confirm your phone number below.)
<input type="radio"/> Send my notices in standard print and in braille by first-class mail.
<input type="radio"/> Send my notices in standard print and in a Microsoft (MS) Word file on a data compact disc (CD) by first-class mail. (Most screen readers should be able to read the MS Word file on the data CD. The MS Word data CD will not work in an audio CD player.)
<input type="radio"/> Send my notices in standard print and on audio compact discs (CDs) that contain a voice recording of the notice by first-class mail. (The audio CDs should work in most CD players.)
<input type="radio"/> Send my notices in standard print and in large print (18-point font) by first-class mail.

If none of these options are adequate, [Contact us](#) or contact your local Social Security field office to request another accommodation. We decide whether to approve other accommodation requests on an individual basis.

6. SNO Screen: Edit Mode

6.1. SNO Screen: Edit/Return Variant



Individual Services

Accessibility Preferences - Special Notice Option

Special Notice Option

There are different ways to receive information from us if you are blind or have a visual impairment and

- you have applied for or receive Social Security or Supplemental Security Income (SSI) benefits, or
- you are the representative payee for someone who has applied for or receives Social Security or Supplemental Security Income (SSI) benefits.

*** Select how you would like to receive notices from Social Security**

<input type="radio"/> Send my standard print notices by first-class mail.
<input checked="" type="radio"/> Send my standard print notices by certified mail.
<input type="radio"/> Send my standard print notices by first-class mail and follow up with a telephone call within 5 business days to read me the notices. (Please confirm your phone number below.)
<input type="radio"/> Send my notices in standard print and in braille by first-class mail.
<input type="radio"/> Send my notices in standard print and in a Microsoft (MS) Word file on a data compact disc (CD) by first-class mail. (Most screen readers should be able to read the MS Word file on the data CD. The MS Word data CD will not work in an audio CD player.)
<input type="radio"/> Send my notices in standard print and on audio compact discs (CDs) that contain a voice recording of the notice by first-class mail. (The audio CDs should work in most CD players.)
<input type="radio"/> Send my notices in standard print and in large print (18-point font) by first-class mail.

If none of these options are adequate, [Contact us](#) or contact your local Social Security field office to request another accommodation. We decide whether to approve other accommodation requests on an individual basis.

Save

Back to Preferences

6.2. SNO Screen: Edit/Return Variant (with required phone)



Pablo Diego José Franciscode Paula Juan ▾

Other Services

Individual Services

Accessibility Preferences - Special Notice Option

Messages 3 | Preferences

Special Notice Option

There are different ways to receive information from us if you are blind or have a visual impairment and

- you have applied for or receive Social Security or Supplemental Security Income (SSI) benefits, or
- you are the representative payee for someone who has applied for or receives Social Security or Supplemental Security Income (SSI) benefits.

* Select how you would like to receive notices from Social Security

<input type="radio"/> Send my standard print notices by first-class mail.
<input type="radio"/> Send my standard print notices by certified mail.
<input checked="" type="radio"/> Send my standard print notices by first-class mail and follow up with a telephone call within 5 business days to read me the notices. (Please confirm your phone number below.)
<input type="radio"/> Send my notices in standard print and in braille by first-class mail.
<input type="radio"/> Send my notices in standard print and in a Microsoft (MS) Word file on a data compact disc (CD) by first-class mail. (Most screen readers should be able to read the MS Word file on the data CD. The MS Word data CD will not work in an audio CD player.)
<input type="radio"/> Send my notices in standard print and on audio compact discs (CDs) that contain a voice recording of the notice by first-class mail. (The audio CDs should work in most CD players.)
<input type="radio"/> Send my notices in standard print and in large print (18-point font) by first-class mail.

*Phone Number for Follow Up

<input checked="" type="radio"/> U.S.	<input type="radio"/> International
---------------------------------------	-------------------------------------

10-digit Number [Ext.](#)

<input type="text"/>	<input type="text"/>
----------------------	----------------------

If none of these options are adequate, [Contact us](#) or contact your local Social Security field office to request another accommodation. We decide whether to approve other accommodation requests on an individual basis.

Save	Back to Preferences
------	---------------------

6.3. SNO Screen: Save Confirmation Notice (Edit/return Variant)




Pablo Diego José Franciscode Paula Juan ▾

Other Services

Individual Services

Accessibility Preferences - Special Notice Option

[Messages](#) 3 | [Preferences](#)

 You have successfully set your Special Notice Option.

[Go back to Preferences](#)

Special Notice Option

There are different ways to receive information from us if you are blind or have a visual impairment and

- you have applied for or receive Social Security or Supplemental Security Income (SSI) benefits, or
- you are the representative payee for someone who has applied for or receives Social Security or Supplemental Security Income (SSI) benefits.

*** Select how you would like to receive notices from Social Security**

- | | |
|----------------------------------|---|
| <input type="radio"/> | Send my standard print notices by first-class mail. |
| <input type="radio"/> | Send my standard print notices by certified mail. |
| <input type="radio"/> | Send my standard print notices by first-class mail and follow up with a telephone call within 5 business days to read me the notices. (Please confirm your phone number below.) |
| <input checked="" type="radio"/> | Send my notices in standard print and in braille by first-class mail. |
| <input type="radio"/> | Send my notices in standard print and in a Microsoft (MS) Word file on a data compact disc (CD) by first-class mail. (Most screen readers should be able to read the MS Word file on the data CD. The MS Word data CD will not work in an audio CD player.) |
| <input type="radio"/> | Send my notices in standard print and on audio compact discs (CDs) that contain a voice recording of the notice by first-class mail. (The audio CDs should work in most CD players.) |
| <input type="radio"/> | Send my notices in standard print and in large print (18-point font) by first-class mail. |

If none of these options are adequate, [Contact us](#) or contact your local Social Security field office to request another accommodation. We decide whether to approve other accommodation requests on an individual basis.

Save

[Back to Preferences](#)

6.4. SNO Screen: Save Confirmation (with Phone) (Edit/return Variant)



my Social Security

Pablo Diego José Franciscode Paula Juan ▾

Other Services

Individual Services

Accessibility Preferences - Special Notice Option

[Messages](#) 3 | [Preferences](#)

✔ You have successfully set your Special Notice Option.

[Go back to Preferences](#)

Special Notice Option

There are different ways to receive information from us if you are blind or have a visual impairment and

- you have applied for or receive Social Security or Supplemental Security Income (SSI) benefits, or
- you are the representative payee for someone who has applied for or receives Social Security or Supplemental Security Income (SSI) benefits.

* Select how you would like to receive notices from Social Security

- Send my standard print notices by first-class mail.
- Send my standard print notices by certified mail.
- Send my standard print notices by first-class mail and follow up with a telephone call within 5 business days to read me the notices. (Please confirm your phone number below.)
- Send my notices in standard print and in braille by first-class mail.
- Send my notices in standard print and in a Microsoft (MS) Word file on a data compact disc (CD) by first-class mail. (Most screen readers should be able to read the MS Word file on the data CD. The MS Word data CD will not work in an audio CD player.)
- Send my notices in standard print and on audio compact discs (CDs) that contain a voice recording of the notice by first-class mail. (The audio CDs should work in most CD players.)
- Send my notices in standard print and in large print (18-point font) by first-class mail.

*Phone Number for Follow Up

U.S. International

*10-digit Number [Ext.](#)

(123)-456-7890

If none of these options are adequate, [Contact us](#) or contact your local Social Security field office to request another accommodation. We decide whether to approve other accommodation requests on an individual basis.

Save

[Back to Preferences](#)