

## U.S. IMPORTERS' QUESTIONNAIRE

### PLASTIC DECORATIVE RIBBON FROM CHINA

This questionnaire must be received by the Commission by **October 1, 2018**

*See last page for filing instructions.*

The information called for in this questionnaire is for use by the United States International Trade Commission in connection with its countervailing duty and antidumping investigations concerning plastic decorative ribbon from China (Inv. Nos. 701-TA-592 and 731-TA-1400 (Final)). The information requested in the questionnaire is requested under the authority of the Tariff Act of 1930, title VII. This report is mandatory and failure to reply as directed can result in a subpoena or other order to compel the submission of records or information in your firm's possession (19 U.S.C. § 1333(a)).

Name of firm \_\_\_\_\_

Address \_\_\_\_\_

City \_\_\_\_\_ State \_\_\_\_\_ Zip Code \_\_\_\_\_

Website \_\_\_\_\_

Has your firm imported plastic decorative ribbon (as defined on next page) from any country at any time since January 1, 2015?

**NO** (Sign the certification below and promptly return **only** this page of the questionnaire to the Commission)

**YES** (Complete all parts of the questionnaire, and return the entire questionnaire to the Commission)

Return questionnaire via the U.S. International Trade Commission *Drop Box* by clicking on the following link: <https://dropbox.usitc.gov/oinv/>. (PIN: **DECO**)

#### CERTIFICATION

*I certify that the information herein supplied in response to this questionnaire is complete and correct to the best of my knowledge and belief and understand that the information submitted is subject to audit and verification by the Commission. By means of this certification I also grant consent for the Commission, and its employees and contract personnel, to use the information provided in this questionnaire and throughout this proceeding in any other import-injury proceedings conducted by the Commission on the same or similar merchandise.*

*I, the undersigned, acknowledge that information submitted in response to this request for information and throughout this proceeding or other proceedings may be disclosed to and used: (i) by the Commission, its employees and Offices, and contract personnel (a) for developing or maintaining the records of this or a related proceeding, or (b) in internal investigations, audits, reviews, and evaluations relating to the programs, personnel, and operations of the Commission including under 5 U.S.C. Appendix 3; or (ii) by U.S. government employees and contract personnel, solely for cybersecurity purposes. I understand that all contract personnel will sign appropriate nondisclosure agreements.*

\_\_\_\_\_  
Name of Authorized Official

\_\_\_\_\_  
Title of Authorized Official

\_\_\_\_\_  
Date

\_\_\_\_\_  
Signature

Phone: \_\_\_\_\_

\_\_\_\_\_  
Email address

**PART I.—GENERAL INFORMATION**

**Background.**--This proceeding was instituted in response to a petition filed on December 27, 2017, by Berwick Offray, LLC, Berwick, Pennsylvania. Countervailing and/or antidumping duties may be assessed on the subject imports as a result of these proceedings if the Commission makes an affirmative determination of injury, threat, or material retardation, and if the U.S. Department of Commerce (“Commerce”) makes an affirmative determination of subsidization and/or dumping. Questionnaires and other information pertinent to this proceeding are available at [https://usitc.gov/investigations/701731/2018/plastic\\_decorative\\_ribbon\\_china/final.htm](https://usitc.gov/investigations/701731/2018/plastic_decorative_ribbon_china/final.htm).

**Plastic decorative ribbon** covered in these investigations are certain plastic decorative ribbon having a width (measured at the narrowest span of the ribbon) of less than or equal to four (4) inches in actual measurement, including but not limited to ribbon wound onto itself; a spool, a core or a tube (with or without flanges); attached to a card or strip; wound into a keg- or egg-shaped configuration; made into bows, bow-like items, or other shapes or configurations; and whether or not packaged or labeled for retail sale. The subject merchandise is typically made of substrates of polypropylene, but may be made in whole or in part of any type of plastic, including without limitation, plastic derived from petroleum products and plastic derived from cellulose products. Unless the context otherwise clearly indicates, the word “ribbon” used in the singular includes the plural and the plural “ribbons” includes the singular.

The subject merchandise includes ribbons comprised of one or more layers of substrates made, in whole or in part, of plastics adhered to each other, regardless of the method used to adhere the layers together, including without limitation, ribbons comprised of layers of substrates adhered to each other through a lamination process. Subject merchandise also includes ribbons comprised of (a) one or more layers of substrates made, in whole or in part, of plastics adhered to (b) one or more layers of substrates made, in whole or in part, of non-plastic materials, including, without limitation, substrates made, in whole or in part, of fabric.

The ribbons subject to these investigations may be of any color or combination of colors (including without limitation, ribbons that are transparent, translucent or opaque) and may or may not bear words or images, including without limitation, those of a holiday motif. The subject merchandise includes ribbons with embellishments and/or treatments, including, without limitation, ribbons that are printed, hot-stamped, coated, laminated, flocked, crimped, die-cut, embossed (or that otherwise have impressed designs, images, words or patterns), and ribbons with holographic, metallic, glitter or iridescent finishes.

Subject merchandise includes “pull-bows” an assemblage of ribbons connected to one another, folded flat, and equipped with a means to form such ribbons into the shape of a bow by pulling on a length of material affixed to such assemblage, and “pre-notched” bows, an assemblage of notched ribbon loops arranged one inside the other with the notches in alignment and affixed to each other where notched, and which the end user forms into a bow by separating and spreading the loops circularly around the notches, which form the center of the bow. Subject merchandise includes ribbons that are packaged with non-subject merchandise, including ensembles that include ribbons and other products, such as gift wrap, gift bags, gift tags and/or other gift packaging products. The ribbons are covered by the scope of these investigations; the “other products” (i.e., the other, non-subject merchandise included in the ensemble) are not covered by the scope of these investigations.

Excluded from the scope of these investigations are the following: (1) ribbons formed exclusively by weaving plastic threads together; (2) ribbons that have metal wire in, on, or along the entirety of each of the longitudinal edges of the ribbon; (3) ribbons with an adhesive coating covering the entire span between the longitudinal edges of the ribbon for the entire length of the ribbon; (4) ribbon formed into

a bow without a tab or other means for attaching the bow to an object using adhesives, where the bow has: (a) an outer layer that is either flocked or made of fabric, and (b) a flexible metal wire at the base which permits attachment to an object by twist-tying; (5) elastic ribbons, meaning ribbons that elongate when stretched and return to their original dimension when the stretching load is removed; (6) ribbons affixed as a decorative detail to non-subject merchandise, such as a gift bag, gift box, gift tin, greeting card or plush toy, or affixed (including by tying) as a decorative detail to packaging containing non-subject merchandise; (7) ribbons that are (a) affixed to non-subject merchandise as a working component of such non-subject merchandise, such as where the ribbon comprises a book marker, bag cinch, or part of an identity card holder, or (b) affixed (including by tying) to non-subject merchandise as a working component that holds or packages such non-subject merchandise or attaches packaging or labeling to such non-subject merchandise, such as a “belly band” around a pair of pajamas, a pair of socks or a blanket; (8) imitation raffia made of plastics having a thickness not more than one (1) mil when measured in an unfolded/untwisted state; and (9) ribbons in the form of bows having a diameter of less than seven-eighths (7/8) of an inch, or having a diameter of more than 16 inches, based on actual measurement. For purposes of this exclusion, the diameter of a bow is equal to the diameter of the smallest circular ring through which the bow will pass without compressing the bow.

The scope of these investigations is not intended to include shredded plastic film or shredded plastic strip, in each case where the shred does not exceed 5 mm in width and does not exceed 18 inches in length, imported in bags, typically labeled as artificial Easter grass or as decorative packaging shred. Further, excluded from the scope of the antidumping duty investigation are any products covered by the existing antidumping duty order on polyethylene terephthalate film, sheet, and strip (PET Film) from the People's Republic of China (China). *See Polyethylene Terephthalate Film, Sheet, and Strip from Brazil, the People's Republic of China and the United Arab Emirates: Antidumping Duty Orders and Amended Final Determination of Sales at Less Than Fair Value for the United Arab Emirates*, 73 FR 66595 (November 10, 2008).

Merchandise covered by these investigations are currently classified in the Harmonized Tariff Schedule of the United States (HTSUS) under subheadings 3920.20.0015 and 3926.40.0010. Merchandise covered by these investigations also may enter under subheadings 3920.10.0000; 3920.20.0055; 3920.30.0000; 3920.43.5000; 3920.49.0000; 3920.62.0050; 3920.62.0090; 3920.69.0000; 3921.90.1100; 3921.90.1500; 3921.90.1910; 3921.90.1950; 3921.90.4010; 3921.90.4090; 3926.90.9996; 5404.90.0000; 9505.90.4000; 4601.99.9000; 4602.90.0000; 5609.00.3000; 5609.00.4000; and 6307.90.9889. These HTSUS subheadings are provided for convenience and customs purposes; the written description of the scope of these investigations is dispositive.

**Importer**--Any person or firm engaged, either directly or through a parent company or subsidiary, in importing plastic decorative ribbon (as defined above) into the United States from a foreign manufacturer or through its selling agent.

**Reporting of information**--If information is not readily available from your records, provide carefully prepared estimates. If your firm is completing more than one questionnaire (i.e., a producer, importer, and/or purchaser questionnaire), you need not respond to duplicated questions.

**Confidentiality**--The commercial and financial data furnished in response to this questionnaire that reveal the individual operations of your firm will be treated as confidential by the Commission to the extent that such data are not otherwise available to the public and will not be disclosed except as may be required by law (see 19 U.S.C. § 1677f). Such confidential information will not be published in a manner that will reveal the individual operations of your firm; however, general characterizations of

numerical business proprietary information (such as discussion of trends) will be treated as confidential business information only at the request of the submitter for good cause shown.

**Verification.**-- The information submitted in this questionnaire is subject to audit and verification by the Commission. To facilitate possible verification of data, please keep all files, worksheets, and supporting documents used in the preparation of the questionnaire response. Please also retain a copy of the final document that you submit.

**Release of information.**--The information provided by your firm in response to this questionnaire, as well as any other business proprietary information submitted by your firm to the Commission in connection with this proceeding, may become subject to, and released under, the administrative protective order provisions of the Tariff Act of 1930 (19 U.S.C. § 1677f) and section 207.7 of the Commission's Rules of Practice and Procedure (19 CFR § 207.7). This means that certain lawyers and other authorized individuals may temporarily be given access to the information for use in connection with this proceeding or other import-injury proceedings conducted by the Commission on the same or similar merchandise; those individuals would be subject to severe penalties if the information were divulged to unauthorized individuals.

**Valid number error messages.**--If you are completing this form in a country that uses periods (".") to delineate multiples of 1000 (e.g., one million would appear as \$1.000.000 rather than \$1,000,000), you may be unable to enter in numbers greater than 999 in numeric form fields. The solution to this data entry issue is to temporarily change your operating system's number formatting to be consistent with the U.S. number formatting system while you complete this form. Detailed instructions on how to resolve this issue is provided at the end of this questionnaire and is available upon request from **Calvin Chang** (202-205-3062), [hangyul.chang@usitc.gov](mailto:hangyul.chang@usitc.gov).

I-1. **OMB statistics.**--Please report below the actual number of hours required and the cost to your firm of completing this questionnaire.

| Hours | Dollars |
|-------|---------|
|       |         |

The questions in this questionnaire have been reviewed with market participants to ensure that issues of concern are adequately addressed and that data requests are sufficient, meaningful, and as limited as possible. Public reporting burden for this questionnaire is estimated to average 40 hours per response, including the time for reviewing instructions, gathering data, and completing and reviewing the questionnaire.

We welcome comments regarding the accuracy of this burden estimate, suggestions for reducing the burden, and any suggestions for improving this questionnaire. Please attach such comments to your response or send to the Office of Investigations, USITC, 500 E St. SW, Washington, DC 20436.

I-2. **Establishment(s) covered.**--Provide the name and address of establishment(s) covered by this questionnaire. If your firm is publicly traded, please specify the stock exchange and trading symbol.

**"Establishment"**--Each facility of a firm involved in the importation of plastic decorative ribbon, including auxiliary facilities operated in conjunction with (whether or not physically separate from) such facilities.

|  |
|--|
|  |
|--|

I-3. **Ownership.**--Is your firm owned, in whole or in part, by any other firm?

No             Yes--List the following information

| Firm name | Address | Extent of ownership<br>(percent) |
|-----------|---------|----------------------------------|
|           |         |                                  |
|           |         |                                  |
|           |         |                                  |

I-4. **Related importers/exporters.**--Does your firm have any related firms, either domestic or foreign, that are engaged in importing plastic decorative ribbon from China into the United States or that are engaged in exporting plastic decorative ribbon from China to the United States?

No             Yes--List the following information.

| Firm name | Country | Affiliation |
|-----------|---------|-------------|
|           |         |             |
|           |         |             |
|           |         |             |

I-5. **Related producers.**--Does your firm have any related firms, either domestic or foreign, that are engaged in the production of plastic decorative ribbon?

No             Yes--List the following information.

| Firm name | Country | Affiliation |
|-----------|---------|-------------|
|           |         |             |
|           |         |             |
|           |         |             |
|           |         |             |
|           |         |             |
|           |         |             |

I-6. **Importing operations.**--Please indicate the nature of your firm's importing operations on plastic decorative ribbon. More than one answer may be applicable.

| Importer of record       | Takes title to the imported product(s) | Consignee of the imported products(s) | Customs broker or freight forwarder |
|--------------------------|--|---------------------------------------|-------------------------------------|
| <input type="checkbox"/> | <input type="checkbox"/>               | <input type="checkbox"/>              | <input type="checkbox"/>            |

I-7. **Consignee.**--If your firm is an importer of record of plastic decorative ribbon but is not the consignee, please list the consignees below (firm name, address, telephone number, and individual to contact).

| Firm name | Address | Contact person and phone number |
|-----------|---------|---------------------------------|
|           |         |                                 |
|           |         |                                 |
|           |         |                                 |

I-8. **FTZ, TIB, or bonded warehouses.**--Please indicate whether your firm enters plastic decorative ribbon into, or withdraws such merchandise from, foreign trade zones or bonded warehouses. Also indicate whether your firm imports plastic decorative ribbon under the TIB (temporary importation under bond) program.

**“Foreign trade zone”** is a designated location in the United States where firms utilize special procedures that allow delayed or reduced customs duty payments on foreign merchandise, as well as other savings. A foreign trade zone must be designed as such pursuant to the rules and procedures set forth in the Foreign-Trade Zones Act.

**“Bonded warehouse”** is a secured facility supervised by U.S. customs, where dutiable landed imports are stored pending their re-export, or release after payment of import duties, taxes, and other charges. A bonded warehouse must be designed as such pursuant to the rules and procedures set forth in 19 U.S.C. § 1555.

**“Temporary Importation under Bond (“TIB”) program”** is a procedure whereby imported merchandise may be entered under certain conditions for a limited time into the United States free of duty. Under the program, an importer posts a bond for twice the amount of duty, taxes, etc. that would otherwise be owed on the importation and agrees to export or destroy the merchandise within a specified time or pay liquidated damages. This program is restricted to certain categories of merchandise listed in subheadings 9813.00.05 through 9813.00.75 of the Harmonized Tariff Schedule of the United States (HTS).

| Item                             | No                       | Yes                      |
|----------------------------------|--------------------------|--------------------------|
| Foreign trade zones              | <input type="checkbox"/> | <input type="checkbox"/> |
| Bonded warehouses                | <input type="checkbox"/> | <input type="checkbox"/> |
| Temporary importation under bond | <input type="checkbox"/> | <input type="checkbox"/> |

I-9. **Other trade actions.**--To your knowledge, have the products subject to this proceeding been the subject of any other import relief proceedings in the United States or in any other countries?

No       Yes--Please specify.

**PART II.--TRADE AND RELATED INFORMATION**

Further information on this part of the questionnaire can be obtained from **Calvin Chang** (202-205-3062, [hangyul.chang@usitc.gov](mailto:hangyul.chang@usitc.gov)). **Supply all data requested on a calendar-year basis.**

II-1. **Contact information.**--Please identify the responsible individual and the manner by which Commission staff may contact that individual regarding the confidential information submitted in part II.

|           |  |
|-----------|--|
| Name      |  |
| Title     |  |
| Email     |  |
| Telephone |  |

II-2. **Changes in operations.**--Please indicate whether your firm has experienced any of the following changes in relation to the importation of plastic decorative ribbon since January 1, 2015.

| <i>(check as many as appropriate)</i> |   | <i>(If checked, please describe; leave blank if not applicable)</i> |
|---------------------------------------|---|---|
| <input type="checkbox"/>              | Office/warehouse openings                       |   |
| <input type="checkbox"/>              | Office/warehouse closings                       |   |
| <input type="checkbox"/>              | Relocations                                     |   |
| <input type="checkbox"/>              | Expansions                                      |   |
| <input type="checkbox"/>              | Acquisitions                                    |   |
| <input type="checkbox"/>              | Consolidations                                  |   |
| <input type="checkbox"/>              | Prolonged shutdowns or importation curtailments |   |
| <input type="checkbox"/>              | Revised labor agreements                        |   |
| <input type="checkbox"/>              | Other (e.g., technology)                        |   |



II-3a. **Arranged imports.**--Has your firm imported or arranged for the importation of plastic decorative ribbon for delivery after **June 30, 2018**?

**“Arranged imports”** are imports for which your firm has placed an order with a foreign supplier for subject merchandise, but delivery of those imports is not scheduled to occur until after the date listed above.

|                          |                          |  |
|--------------------------|--------------------------|--|
| <b>No</b>                | <b>Yes</b>               | <b>If yes, fill out the table below.</b> |
| <input type="checkbox"/> | <input type="checkbox"/> |  |

| <b>Quantity (in pounds)</b> |                      |                     |                     |                     |
|-----------------------------|----------------------|---------------------|---------------------|---------------------|
| <b>Period/Source</b>        | <b>Jul-Sept 2018</b> | <b>Oct-Dec 2018</b> | <b>Jan-Mar 2019</b> | <b>Apr-Jun 2019</b> |
| China                       |                      |                     |                     |                     |
| Other sources               |                      |                     |                     |                     |

II-3b. **Imports in the 12-month period preceding the petition.**--Has your firm imported plastic decorative ribbon from any source between **December 1, 2016 and November 31, 2017**? (i.e., the last month in 2016 and first 11 months in 2017 combined)

|                          |                          |  |
|--------------------------|--------------------------|--|
| <b>No</b>                | <b>Yes</b>               | <b>If yes, report the quantity of such import below by source.</b> |
| <input type="checkbox"/> | <input type="checkbox"/> |  |

| <b>Quantity (in pounds)</b> |  |
|-----------------------------|--|
| <b>Source</b>               | <b>December 2016 through November 2017</b> |
| China                       |  |
| Other sources               |  |

II-4. **Reasons for importing if producer.**--If your firm also produces plastic decorative ribbon in the United States, please indicate the reasons for importing this product. If your firm's reasons differ by source, please elaborate.

**Definitions**

**“Imports”** –Those products identified for Customs purposes as imports for consumption for which your firm was the importer of record (i.e., was responsible for paying any import duty) or consignee (i.e., to which the merchandise was first delivered).

**“Import quantities”** –Quantities reported should be net of returns.

**“Import values”** –Values reported should be landed, duty-paid values at the U.S. port of entry, including ocean freight and insurance costs, brokerage charges, and import duties (i.e., all charges except inland freight in the United States).

**“Non-retail level commercial U.S. shipments”** –Shipments made within the United States as a result of an arm’s length commercial transaction in the ordinary course of business. Report net values (i.e., gross sales values less all discounts, allowances, rebates, prepaid freight, and the value of returned goods) in U.S. dollars, f.o.b. your point of shipment. For the purposes of this questionnaire, non-retail commercial U.S. shipments should include sales to distributors, sales to retailers, and sales to end users, but should not include sales made at the retail level of trade to individual customers (including to other businesses).

**“Retail level commercial U.S. shipments”** –Shipments made within the United States as a result of an arm’s length commercial transaction in the ordinary course of business. Report net values (i.e., gross sales values less all discounts, allowances, rebates, prepaid freight, and the value of returned goods) in U.S. dollars, f.o.b. your point of shipment. For the purposes of this questionnaire, retail commercial U.S. shipments should only include sales at the retail level of trade to individual customers (including to other businesses) whether made through an online transaction or at a bricks and mortar retail location.

**“Internal consumption”** --Product consumed internally by your firm. Such transactions should be valued at fair market value.

**“Transfers to related firms”** –Shipments made to related domestic firms. Such transactions are valued at fair market value.

**“Related firm”** –A firm that your firm solely or jointly owns, manages, or otherwise controls.

**“Export shipments”** – Shipments to destinations outside the United States, including shipments to related firms.

**“Inventories”** --Finished goods inventory, not raw materials or work in progress.

*Note: As requested in Part I of this questionnaire, please keep all supporting documents/records used in the preparation of the trade data, as Commission staff may contact your firm regarding questions on the trade data. The Commission may also request that your company submit copies of the supporting documents/records (such as production and sales schedules, inventory records, etc.) used to compile these data.*

II-5a. **U.S. imports from China.**—Report your firm's imports and your firm's shipments and inventories of plastic decorative ribbon imported from China by your firm during the specified periods.

## CHINA

| Quantity (in pounds), value (in \$1,000)       |                |      |      |              |      |
|--|----------------|------|------|--------------|------|
| Item   | Calendar years |      |      | January-June |      |
|  | 2015           | 2016 | 2017 | 2017         | 2018 |
| <b>Beginning-of-period inventories</b>         |                |      |      |              |      |
| Quantity (A)                                   |                |      |      |              |      |
| Value (B)                                      |                |      |      |              |      |
| <b>Imports:<sup>1</sup></b>                    |                |      |      |              |      |
| Quantity (C)                                   |                |      |      |              |      |
| Value (D)                                      |                |      |      |              |      |
| <b>U.S. shipments:</b>                         |                |      |      |              |      |
| <b>Non-retail level commercial shipments:</b>  |                |      |      |              |      |
| Quantity (E)                                   |                |      |      |              |      |
| Value (F)                                      |                |      |      |              |      |
| <b>Retail level commercial shipments:</b>      |                |      |      |              |      |
| Quantity (G)                                   |                |      |      |              |      |
| Value (H)                                      |                |      |      |              |      |
| <b>Internal consumption:<sup>2</sup></b>       |                |      |      |              |      |
| Quantity (I)                                   |                |      |      |              |      |
| Value <sup>2</sup> (J)                         |                |      |      |              |      |
| <b>Transfers to related firms:<sup>2</sup></b> |                |      |      |              |      |
| Quantity (K)                                   |                |      |      |              |      |
| Value <sup>2</sup> (L)                         |                |      |      |              |      |
| <b>Export shipments:<sup>3</sup></b>           |                |      |      |              |      |
| Quantity (M)                                   |                |      |      |              |      |
| Value (N)                                      |                |      |      |              |      |
| <b>End-of-period inventories</b>               |                |      |      |              |      |
| Quantity (O)                                   |                |      |      |              |      |
| Value (P)                                      |                |      |      |              |      |

<sup>1</sup> Please identify the foreign producers, if known: \_\_\_\_\_.

<sup>2</sup> Internal consumption and transfers to related firms must be valued at fair market value. If your firm uses a different basis for valuing these transactions in your records, please specify that basis (e.g., cost, cost plus, etc.): \_\_\_\_\_. However, the data provide above in this table should be based on fair market value.

<sup>3</sup> Identify your firm's principal export markets: \_\_\_\_\_.

II-5a. **U.S. imports from China.–Continued**

RECONCILIATION OF SHIPMENTS, IMPORTS, AND INVENTORIES.--Generally, the quantity data reported for the end-of-period inventories (i.e., line O) should be equal to the beginning-of-period inventories (i.e., line A), plus imports (i.e., line C), less total shipments (i.e., lines E, G, I, K, and M). Please ensure that any differences are not due to data entry errors in completing this form, but rather actually reflect your firm's records; and also provide any likely explanations for any differences (e.g., theft, loss, damage, record systems issues, etc.) if they exist.

| Reconciliation   | Calendar years |      |      | January-June |      |
|--|----------------|------|------|--------------|------|
|  | 2015           | 2016 | 2017 | 2017         | 2018 |
| <b>Quantity:</b> $A + C - E - G - I - K - M - O =$ should equal zero ("0") or provide an explanation. <sup>1</sup>                               | 0              | 0    | 0    | 0            | 0    |
| <sup>1</sup> Explanation if the calculated fields above are returning values other than zero (i.e., "0") but are nonetheless accurate:<br>_____. |                |      |      |              |      |

II-5b. **Change in average unit value.**--Do the average unit values of your firm's U.S. shipments reported in question II-5a change noticeably (more than 10 percent up or down) over the period of investigation?

| No                       | Yes                      | If yes—Please explain why, with some specificity, the average unit values have changed noticeably over the period (e.g., if product mix changed, please explain the changes and their impact on prices). |
|--------------------------|--------------------------|--|
| <input type="checkbox"/> | <input type="checkbox"/> |  |

II-5c. **Channels of distribution (China).**--Report your firm's non-retail level commercial U.S. shipments of plastic decorative ribbon imported from China by channel of distribution.

## CHINA

| Quantity (in pounds); Value (in \$1,000)           |                |      |      |              |      |
|--|----------------|------|------|--------------|------|
| Item   | Calendar years |      |      | January-June |      |
|  | 2015           | 2016 | 2017 | 2017         | 2018 |
| <b>Channels of distribution:</b>                   |                |      |      |              |      |
| <b>Non-retail level commercial U.S. shipments:</b> |                |      |      |              |      |
| to Retailers:                                      |                |      |      |              |      |
| Quantity (Q)                                       |                |      |      |              |      |
| Value (R)  |                |      |      |              |      |
| to Distributors:                                   |                |      |      |              |      |
| Quantity (S)                                       |                |      |      |              |      |
| Value (T)  |                |      |      |              |      |
| to End users:                                      |                |      |      |              |      |
| Quantity (U)                                       |                |      |      |              |      |
| Value (V)  |                |      |      |              |      |

***RECONCILIATION OF CHANNELS.**--Please ensure that the quantities and values reported for channels of distribution (i.e., lines Q through V) in each time period equal the quantity and value reported for non-retail level commercial U.S. shipments (i.e., lines E and F) in each time period. If the calculated fields below return values other than zero (i.e., "0"), the data reported must be revised prior to submission to the Commission.*

| Reconciliation  | Calendar years |      |      | January-June |      |
|---|----------------|------|------|--------------|------|
|   | 2015           | 2016 | 2017 | 2017         | 2018 |
| <b>Quantity:</b> Q + S + U – E = zero ("0"), if not revise. | 0              | 0    | 0    | 0            | 0    |
| <b>Value:</b> R + T + V – F = zero ("0"), if not revise.    | 0              | 0    | 0    | 0            | 0    |

II-5d. **U.S. shipments of ribbon in bow form/not in bow form (China).**--Report your firm's U.S. shipments (i.e., inclusive of non-retail commercial U.S. shipments, retail commercial shipments, internal consumption, and transfers to related firms) of plastic decorative ribbon imported from China in bow form and not in bow form.

## CHINA

| Quantity (pounds); Value (in \$1,000) |                |      |      |              |      |
|---------------------------------------|----------------|------|------|--------------|------|
| Item                                  | Calendar years |      |      | January-June |      |
|                                       | 2015           | 2016 | 2017 | 2017         | 2018 |
| <b>U.S. shipments.—</b>               |                |      |      |              |      |
| <b>In bow form<sup>1</sup></b>        |                |      |      |              |      |
| Quantity (W)                          |                |      |      |              |      |
| Value (X)                             |                |      |      |              |      |
| <b>In spool form<sup>2</sup></b>      |                |      |      |              |      |
| Quantity (Y)                          |                |      |      |              |      |
| Value (Z)                             |                |      |      |              |      |
| <b>In all other forms<sup>3</sup></b> |                |      |      |              |      |
| Quantity (AA)                         |                |      |      |              |      |
| Value (AB)                            |                |      |      |              |      |

<sup>1</sup> Please describe the two largest volume products sold in bow form by your firm: \_\_\_\_\_.

<sup>2</sup> Please describe the two largest volume products sold in spool form by your firm: \_\_\_\_\_.

<sup>3</sup> Please describe the two largest volume products sold in all other forms by your firm: \_\_\_\_\_.

***RECONCILIATION OF SHIPMENTS BY FORM.***--Please ensure that the quantities and values reported for channels of distribution (i.e., lines W through AA) in each time period equal the quantity and value reported for U.S. shipments (i.e., lines E through L) in each time period. If the calculated fields below return values other than zero (i.e., "0"), the data reported must be revised prior to submission to the Commission.

| Reconciliation  | Calendar year |      |      | January-June |      |
|---|---------------|------|------|--------------|------|
|   | 2015          | 2016 | 2017 | 2017         | 2018 |
| <b>Quantity:</b> W + Y + AA – E – G – I – K = zero ("0"), if not revise | 0             | 0    | 0    | 0            | 0    |
| <b>Value:</b> X + Z + AB – F – H – J – L = zero ("0"), if not revise    | 0             | 0    | 0    | 0            | 0    |

II-5e. **Seasonality in U.S. shipments (China).**--Report your firm's U.S. shipments (i.e., inclusive of non-retail commercial U.S. shipments, retail commercial shipments, internal consumption, and transfers to related firms) of plastic decorative ribbon imported from China by month.

## CHINA

| Month          | 2017                 | 2018 | 2017               | 2018 |
|----------------|----------------------|------|--------------------|------|
|                | Quantity (in pounds) |      | Value (in \$1,000) |      |
| January (AC)   |                      |      |                    |      |
| February (AD)  |                      |      |                    |      |
| March (AE)     |                      |      |                    |      |
| April (AF)     |                      |      |                    |      |
| May (AG)       |                      |      |                    |      |
| June (AH)      |                      |      |                    |      |
| July (AI)      |                      | X    |                    | X    |
| August (AJ)    |                      | X    |                    | X    |
| September (AK) |                      | X    |                    | X    |
| October (AL)   |                      | X    |                    | X    |
| November (AM)  |                      | X    |                    | X    |
| December (AN)  |                      | X    |                    | X    |

| Item                                  | Calendar year | January-June |      |
|---------------------------------------|---------------|--------------|------|
|                                       | 2017          | 2017         | 2018 |
| Sum of data by month<br>Quantity (AO) | 0             | 0            | 0    |
| Value (AP)                            | 0             | 0            | 0    |

**RECONCILIATION OF MONTHLY SHIPMENTS.**--Please ensure that the quantity and value reported for monthly U.S. shipments (i.e., lines AC through AN, summed in line AP for value and line AO for quantity) in each time period equal the quantity value reported for U.S. shipments (i.e., lines E through L). If the calculated fields below return values other than zero (i.e., "0"), the data reported must be revised prior to submission to the Commission.

| Reconciliation   | Calendar year | January-June |      |
|--|---------------|--------------|------|
|  | 2017          | 2017         | 2018 |
| <b>Quantity:</b> AO – E – G – I – K = zero ("0"), if not revise. | 0             | 0            | 0    |
| <b>Value:</b> AP – F – H – J – L = zero ("0"), if not revise.    | 0             | 0            | 0    |

II-6a. **U.S. imports from all other sources.**—Report your firm's imports and your firm's shipments and inventories of plastic decorative ribbon imported from **all other sources** by your firm during the specified periods.

## ALL OTHER SOURCES

**(list sources: \_\_\_\_\_)**

| Quantity (in pounds), value (in \$1,000)       |                |      |      |              |      |
|--|----------------|------|------|--------------|------|
| Item   | Calendar years |      |      | January-June |      |
|  | 2015           | 2016 | 2017 | 2017         | 2018 |
| <b>Beginning-of-period inventories</b>         |                |      |      |              |      |
| Quantity (A)                                   |                |      |      |              |      |
| Value (B)                                      |                |      |      |              |      |
| <b>Imports:<sup>1</sup></b>                    |                |      |      |              |      |
| Quantity (C)                                   |                |      |      |              |      |
| Value (D)                                      |                |      |      |              |      |
| <b>U.S. shipments:</b>                         |                |      |      |              |      |
| <b>Non-retail level commercial shipments:</b>  |                |      |      |              |      |
| Quantity (E)                                   |                |      |      |              |      |
| Value (F)                                      |                |      |      |              |      |
| <b>Retail level commercial shipments:</b>      |                |      |      |              |      |
| Quantity (G)                                   |                |      |      |              |      |
| Value (H)                                      |                |      |      |              |      |
| <b>Internal consumption:<sup>2</sup></b>       |                |      |      |              |      |
| Quantity (I)                                   |                |      |      |              |      |
| Value <sup>2</sup> (J)                         |                |      |      |              |      |
| <b>Transfers to related firms:<sup>2</sup></b> |                |      |      |              |      |
| Quantity (K)                                   |                |      |      |              |      |
| Value <sup>2</sup> (L)                         |                |      |      |              |      |
| <b>Export shipments:<sup>3</sup></b>           |                |      |      |              |      |
| Quantity (M)                                   |                |      |      |              |      |
| Value (N)                                      |                |      |      |              |      |
| <b>End-of-period inventories</b>               |                |      |      |              |      |
| Quantity (O)                                   |                |      |      |              |      |
| Value (P)                                      |                |      |      |              |      |

<sup>1</sup> Please identify the foreign producers, if known: \_\_\_\_\_.

<sup>2</sup> Internal consumption and transfers to related firms must be valued at fair market value. If your firm uses a different basis for valuing these transactions in your records, please specify that basis (e.g., cost, cost plus, etc.): \_\_\_\_\_. However, the data provide above in this table should be based on fair market value.

<sup>3</sup> Identify your firm's principal export markets: \_\_\_\_\_.



II-6a. **U.S. imports from all other sources.**—*Continued*

**RECONCILIATION OF SHIPMENTS, IMPORTS, AND INVENTORIES.**—Generally, the quantity data reported for the end-of-period inventories (i.e., line O) should be equal to the beginning-of-period inventories (i.e., line A), plus imports (i.e., line C), less total shipments (i.e., lines E, G, I, K, and M). Please ensure that any differences are not due to data entry errors in completing this form, but rather actually reflect your firm's records; and also provide any likely explanations for any differences (e.g., theft, loss, damage, record systems issues, etc.) if they exist.

| Reconciliation   | Calendar years |      |      | January-June |      |
|--|----------------|------|------|--------------|------|
|  | 2015           | 2016 | 2017 | 2017         | 2018 |
| <b>Quantity:</b> $A + C - E - G - I - K - M - O =$ should equal zero ("0") or provide an explanation. <sup>1</sup>                               | 0              | 0    | 0    | 0            | 0    |
| <sup>1</sup> Explanation if the calculated fields above are returning values other than zero (i.e., "0") but are nonetheless accurate:<br>_____. |                |      |      |              |      |

II-6b. **Change in average unit value.**—Do the average unit values of your firm's U.S. shipments reported in question II-5a change noticeably (more than 10 percent up or down) over the period of investigation?

| No                       | Yes                      | If yes—Please explain why, with some specificity, the average unit values have changed noticeably over the period (e.g., if product mix changed, please explain the changes and their impact on prices). |
|--------------------------|--------------------------|--|
| <input type="checkbox"/> | <input type="checkbox"/> |  |

II-6c. **Channels of distribution (all other sources).**--Report your firm's commercial U.S. shipments of plastic decorative ribbon imported from all other sources by channel of distribution.

### ALL OTHER SOURCES

| Quantity (in pounds); Value (in \$1,000)           |                |      |      |              |      |
|--|----------------|------|------|--------------|------|
| Item   | Calendar years |      |      | January-June |      |
|  | 2015           | 2016 | 2017 | 2017         | 2018 |
| <b>Channels of distribution:</b>                   |                |      |      |              |      |
| <b>Non-retail level commercial U.S. shipments:</b> |                |      |      |              |      |
| to Retailers:                                      |                |      |      |              |      |
| Quantity (Q)                                       |                |      |      |              |      |
| Value (R)  |                |      |      |              |      |
| to Distributors:                                   |                |      |      |              |      |
| Quantity (S)                                       |                |      |      |              |      |
| Value (T)  |                |      |      |              |      |
| to End users:                                      |                |      |      |              |      |
| Quantity (U)                                       |                |      |      |              |      |
| Value (V)  |                |      |      |              |      |

***RECONCILIATION OF CHANNELS.**--Please ensure that the quantities and values reported for channels of distribution (i.e., lines Q through V) in each time period equal the quantity and value reported for non-retail level commercial U.S. shipments (i.e., lines E and F) in each time period. If the calculated fields below return values other than zero (i.e., "0"), the data reported must be revised prior to submission to the Commission.*

| Reconciliation  | Calendar years |      |      | January-June |      |
|---|----------------|------|------|--------------|------|
|   | 2015           | 2016 | 2017 | 2017         | 2018 |
| <b>Quantity:</b> Q + S + U – E = zero ("0"), if not revise. | 0              | 0    | 0    | 0            | 0    |
| <b>Value:</b> R + T + V – F = zero ("0"), if not revise.    | 0              | 0    | 0    | 0            | 0    |

II-6d. **U.S. shipments of ribbon in bow form/not in bow form (all other sources).**--Report your firm's U.S. shipments (i.e., inclusive of non-retail commercial U.S. shipments, retail commercial shipments, internal consumption, and transfers to related firms) of plastic decorative ribbon imported from all other sources in bow form and not in bow form.

### ALL OTHER SOURCES

| Quantity (pounds); Value (in \$1,000)   |                |      |      |              |      |
|---|----------------|------|------|--------------|------|
| Item  | Calendar years |      |      | January-June |      |
|   | 2015           | 2016 | 2017 | 2017         | 2018 |
| <b>U.S. shipments.—</b>   |                |      |      |              |      |
| <b>In bow form<sup>1</sup></b>  |                |      |      |              |      |
| Quantity (W)  |                |      |      |              |      |
| Value (X)   |                |      |      |              |      |
| <b>In spool form<sup>2</sup></b>  |                |      |      |              |      |
| Quantity (Y)  |                |      |      |              |      |
| Value (Z)   |                |      |      |              |      |
| <b>In all other forms<sup>3</sup></b>   |                |      |      |              |      |
| Quantity (AA)   |                |      |      |              |      |
| Value (AB)  |                |      |      |              |      |
| <sup>1</sup> Please describe the two largest volume products sold in bow form by your firm: _____.<br><sup>2</sup> Please describe the two largest volume products sold in spool form by your firm: _____.<br><sup>3</sup> Please describe the two largest volume products sold in all other forms by your firm: _____. |                |      |      |              |      |

**RECONCILIATION OF SHIPMENTS BY FORM.**--Please ensure that the quantities and values reported for channels of distribution (i.e., lines W through AB) in each time period equal the quantity and value reported for U.S. shipments (i.e., lines E through L) in each time period. If the calculated fields below return values other than zero (i.e., "0"), the data reported must be revised prior to submission to the Commission.

| Reconciliation  | Calendar year |      |      | January-June |      |
|---|---------------|------|------|--------------|------|
|   | 2015          | 2016 | 2017 | 2017         | 2018 |
| <b>Quantity:</b> W + Y + AA – E – G – I – K = zero ("0"), if not revise | 0             | 0    | 0    | 0            | 0    |
| <b>Value:</b> X + Z + AB – F – H – J – L = zero ("0"), if not revise    | 0             | 0    | 0    | 0            | 0    |

II-6e. **Seasonality in U.S. shipments (all other sources).**--Report your firm's U.S. shipments (i.e., inclusive of non-retail commercial U.S. shipments, retail commercial shipments, internal consumption, and transfers to related firms) of plastic decorative ribbon imported from all other sources by month.

### ALL OTHER SOURCES

| Month          | 2017                 | 2018 | 2017               | 2018 |
|----------------|----------------------|------|--------------------|------|
|                | Quantity (in pounds) |      | Value (in \$1,000) |      |
| January (AC)   |                      |      |                    |      |
| February (AD)  |                      |      |                    |      |
| March (AE)     |                      |      |                    |      |
| April (AF)     |                      |      |                    |      |
| May (AG)       |                      |      |                    |      |
| June (AH)      |                      |      |                    |      |
| July (AI)      |                      | X    |                    | X    |
| August (AJ)    |                      | X    |                    | X    |
| September (AK) |                      | X    |                    | X    |
| October (AL)   |                      | X    |                    | X    |
| November (AM)  |                      | X    |                    | X    |
| December (AN)  |                      | X    |                    | X    |

| Item                                  | Calendar year | January-June |      |
|---------------------------------------|---------------|--------------|------|
|                                       | 2017          | 2017         | 2018 |
| Sum of data by month<br>Quantity (AO) | 0             | 0            | 0    |
| Value (AP)                            | 0             | 0            | 0    |

**RECONCILIATION OF MONTHLY SHIPMENTS.**--Please ensure that the quantity and value reported for monthly U.S. shipments (i.e., lines AC through AN, summed in line AP for value and line AO for quantity) in each time period equal the quantity value reported for U.S. shipments (i.e., lines E through L). If the calculated fields below return values other than zero (i.e., "0"), the data reported must be revised prior to submission to the Commission.

| Reconciliation   | Calendar year | January-June |      |
|--|---------------|--------------|------|
|  | 2017          | 2017         | 2018 |
| <b>Quantity:</b> AO – E – G – I – K = zero ("0"), if not revise. | 0             | 0            | 0    |
| <b>Value:</b> AP – F – H – J – L = zero ("0"), if not revise.    | 0             | 0            | 0    |

II-7. **Other explanations.**--If your firm would like to further explain a response to a question in Part II that did not provide a narrative response box, please note the question number and the explanation in the space provided below. Please also use this space to highlight any issues your firm had in providing the data in this section, including but not limited to technical issues with the MS Word questionnaire.

|  |
|--|
|  |
|--|

**PART III.--PRICING AND MARKET FACTORS**

Further information on this part of the questionnaire can be obtained from Jonathan Ruder (202-205-3435, [jonathan.ruder@usitc.gov](mailto:jonathan.ruder@usitc.gov)).

III-1. **Contact information.**--Please identify the responsible individual and the manner by which Commission staff may contact that individual regarding the confidential information submitted in part III.

|           |  |
|-----------|--|
| Name      |  |
| Title     |  |
| Email     |  |
| Telephone |  |

**PRICE DATA**

III-2. This question requests quarterly quantity and value data for your firm's commercial shipments to unrelated U.S. customers since January 1, 2015 of the following products your firm imported from China:

**Product 1.**--100-yard Curl ribbon (non-laminated): Extruded plastic curl ribbon, not laminated, having a width of not less than 11/64" and not more than 13/64", having a nominal length of 100 yards in a single ribbon end, on a single spool intended for individual retail sale.

**Product 2.**--12-18 count bow bags, where (i) a majority of the bows in the bag have a diameter of not less than 2 1/2" and not more than 5"; and (ii) a majority of the bows in the bag are made of ribbon having a width of not less than 1/2" and not more than 3/4".

**Product 3.**--Ribbon "Eggs" (or "Kegs") in multi-packs of 4-10 Eggs: Extruded plastic ribbon having a width of not less than 11/64" and not more than 13/64", rolled onto itself, without a spool or flange, into an "egg-shaped" (also known as a "keg-shaped") configuration, intended for retail sale in "multi-packs" of four to ten ribbon eggs (or kegs) per package.

**Please note that values should be f.o.b., U.S. point of shipment and should not include U.S.-inland transportation costs. Values should reflect the *final net* amount paid to your firm (i.e., should be net of all deductions for discounts or rebates).**

During January 2015-June 2018, did your firm import from China and sell to unrelated nonretail U.S. customers any of the above listed products (or any products that were competitive with these products)?

|                          |  |
|--------------------------|--|
| <input type="checkbox"/> | <b>Yes.</b> --Please complete the following pricing data table as appropriate. |
| <input type="checkbox"/> | <b>No.</b> --Skip to question III-3.   |

III-2(a). **Price data.**--Report below the quarterly price data<sup>1</sup> for pricing products<sup>2</sup> imported from China and sold by your firm. Do not report data for sales at the retail level of trade.

## China

Report data in **pounds or units as specified in the table** and **actual dollars** (not 1,000s).

| Period of shipment | Product 1                    |                 | Product 2                 |                 | Product 3                 |                 |
|--------------------|------------------------------|-----------------|---------------------------|-----------------|---------------------------|-----------------|
|                    | Quantity:<br>Weight (pounds) | Value (dollars) | Quantity:<br>Units (bags) | Value (dollars) | Quantity:<br>Units (eggs) | Value (dollars) |
| <b>2015:</b>       |                              |                 |                           |                 |                           |                 |
| January-March      |                              |                 |                           |                 |                           |                 |
| April-June         |                              |                 |                           |                 |                           |                 |
| July-September     |                              |                 |                           |                 |                           |                 |
| October-December   |                              |                 |                           |                 |                           |                 |
| <b>2016:</b>       |                              |                 |                           |                 |                           |                 |
| January-March      |                              |                 |                           |                 |                           |                 |
| April-June         |                              |                 |                           |                 |                           |                 |
| July-September     |                              |                 |                           |                 |                           |                 |
| October-December   |                              |                 |                           |                 |                           |                 |
| <b>2017:</b>       |                              |                 |                           |                 |                           |                 |
| January-March      |                              |                 |                           |                 |                           |                 |
| April-June         |                              |                 |                           |                 |                           |                 |
| July-September     |                              |                 |                           |                 |                           |                 |
| October-December   |                              |                 |                           |                 |                           |                 |
| <b>2018:</b>       |                              |                 |                           |                 |                           |                 |
| January-March      |                              |                 |                           |                 |                           |                 |
| April-June         |                              |                 |                           |                 |                           |                 |

<sup>1</sup> Net values (i.e., gross sales values less all discounts, allowances, rebates, prepaid freight, and the value of returned goods), f.o.b. your firm's U.S. point of shipment.

<sup>2</sup> Pricing product definitions are provided on the first page of Part III.

**Note.**--If your firm's product does not exactly meet the product specifications but is competitive with the specified product, provide a description of your firm's product. Also, please explain any anomalies in your firm's reported pricing data.

Product 1:

Product 2:

Product 3:

III-2 (b). **Price data checklist.**--Please check that the pricing data in question III-2(a) has been correctly reported.

| Is the price data reported above:  | ✓ if Yes                 |
|--|--------------------------|
| In actual dollars ( <b>not</b> \$1,000)                                      | <input type="checkbox"/> |
| F.o.b. U.S. point of shipment (i.e., does not include U.S. transport costs)? | <input type="checkbox"/> |
| Net of all discounts and rebates?  | <input type="checkbox"/> |
| Have returns credited to the quarter in which the sale occurred?             | <input type="checkbox"/> |
| Less than reported commercial shipments in question II-5 in each year?       | <input type="checkbox"/> |

III-2(c). **Pricing data methodology.**--Please describe the method and the kinds of documents/records that were used to compile your price data.

*Note: As requested in Part I of this questionnaire, please keep all supporting documents/records used in the preparation of the price data, as Commission staff may contact your firm regarding questions on the price data. The Commission may also request that your company submit copies of the supporting documents/records (such as sales journal, invoices, etc.) used to compile these data.*



III-3a. **Imports for retail sale/own use.**--Did your firm import plastic decorative ribbon for sales in your firm's retail locations or for your firm's own internal use any time since January 1, 2015?

|                          |   |
|--------------------------|---|
| <input type="checkbox"/> | <b>Yes.</b> --Please complete the following table as appropriate. |
| <input type="checkbox"/> | <b>No.</b> --Skip to question III-4.                              |

**Please note that values should be landed, duty-paid (LDP) and should not include U.S.-inland transportation costs. Values should reflect the *final net* amount paid by your firm (i.e., should be net of all returns, discounts, allowances, and rebates).**

III-3b. **Imports for retail/own use.**--Report below the import data<sup>1</sup> for pricing products<sup>2</sup> imported from China and destined for sale at the retail level or internally consumed.

## China

Report data in **pounds or units as specified in the table** and **actual dollars** (not 1,000s).

| Period of shipment | Product 1                       |                        | Product 2                 |                        | Product 3                 |                        |
|--------------------|---------------------------------|------------------------|---------------------------|------------------------|---------------------------|------------------------|
|                    | Quantity:<br>Weight<br>(pounds) | LDP value<br>(dollars) | Quantity:<br>Units (bags) | LDP value<br>(dollars) | Quantity:<br>Units (eggs) | LDP value<br>(dollars) |
| <b>2015:</b>       |                                 |                        |                           |                        |                           |                        |
| January-March      |                                 |                        |                           |                        |                           |                        |
| April-June         |                                 |                        |                           |                        |                           |                        |
| July-September     |                                 |                        |                           |                        |                           |                        |
| October-December   |                                 |                        |                           |                        |                           |                        |
| <b>2016:</b>       |                                 |                        |                           |                        |                           |                        |
| January-March      |                                 |                        |                           |                        |                           |                        |
| April-June         |                                 |                        |                           |                        |                           |                        |
| July-September     |                                 |                        |                           |                        |                           |                        |
| October-December   |                                 |                        |                           |                        |                           |                        |
| <b>2017:</b>       |                                 |                        |                           |                        |                           |                        |
| January-March      |                                 |                        |                           |                        |                           |                        |
| April-June         |                                 |                        |                           |                        |                           |                        |
| July-September     |                                 |                        |                           |                        |                           |                        |
| October-December   |                                 |                        |                           |                        |                           |                        |
| <b>2018:</b>       |                                 |                        |                           |                        |                           |                        |
| January-March      |                                 |                        |                           |                        |                           |                        |
| April-June         |                                 |                        |                           |                        |                           |                        |

<sup>1</sup> LDP value (i.e., landed duty-paid values) represents the cost paid to foreign supplier(s) plus any freight and insurance costs paid for international transportation as well as all Customs duties and fees. LDP value represents the f.o.b. value of your firm's imports at the U.S. port of entry after clearing Customs. Please note that values should be landed, duty-paid (LDP) and should not include U.S.-inland transportation costs. Values should reflect the *final net* amount paid by your firm (i.e., should be net of all returns, discounts, allowances, and rebates).

<sup>2</sup> Pricing product definitions are provided on the first page of Part III.

**Note.**--If your firm's product does not exactly meet the product specifications but is competitive with the specified product, provide a description of your firm's product. Also, please explain any anomalies in your firm's reported pricing data.

Product 1:  
Product 2:  
Product 3:

**III-3c. Additional costs for your direct imports of plastic decorative ribbon for your firm's retail/own use.**

- (i) If your firm reported direct import purchase costs (questions III-3b), please identify the factors that added to your cost of importing directly since January 1, 2015, estimate the share of the cost of the landed duty paid value, and explain the specific costs associated with each category.

**NOTE:** Report only costs that are not included in the landed duty paid costs provided in the table(s) above.

| <b>Factors</b>                   | <b>Estimated share of landed duty-paid value (percent)</b> | <b>Explanation</b> |
|----------------------------------|--|--------------------|
| Logistical or supply chain costs |  |                    |
| Warehousing costs                |  |                    |
| Insurance costs                  |  |                    |
| Currency conversion costs        |  |                    |
| Other                            |  |                    |

- (ii) To which source does your firm compare costs in determining your additional transaction costs to directly import?

| <b>U.S. importers</b>    | <b>U.S. producers</b>    | <b>Both</b>              | <b>Neither</b>           |
|--------------------------|--------------------------|--------------------------|--------------------------|
| <input type="checkbox"/> | <input type="checkbox"/> | <input type="checkbox"/> | <input type="checkbox"/> |

- (iii) (A) If your firm reported data above (question III-3b), briefly identify the benefits of directly importing plastic decorative ribbon instead of purchasing plastic decorative ribbon from a U.S. importer or from a U.S. producer.

(B) Please provide the estimated margin saved by having directly imported plastic decorative ribbon instead of purchasing from a U.S. importer. \_\_\_\_\_ percent of landed duty-paid value.

(C) Explain any variation in the margin saved since January 1, 2015.

III-3c. **Additional costs for your direct imports of plastic decorative ribbon for your firm's retail/own use. (Continued)**

(iv) What is the approximate percentage of the total cost of plastic decorative ribbon you directly imported from China that is accounted for by U.S. inland transportation or other logistics costs from the port of importation to your distribution network or retail store?

| Country | Percent |
|---------|---------|
| China   | %       |

III-3d. If your firm is a direct importer for retail sales or your own use please check here  and skip to question III-12.

III-4. **Price setting.**--How does your firm determine the prices that it charges for sales of plastic decorative ribbon (*check all that apply*)? If your firm issues price lists, please submit sample pages of a recent list.

| Transaction by transaction | Contracts                | Set price lists          | Other                    | If other, describe |
|----------------------------|--------------------------|--------------------------|--------------------------|--------------------|
| <input type="checkbox"/>   | <input type="checkbox"/> | <input type="checkbox"/> | <input type="checkbox"/> |                    |

III-5. **Discount policy.**--Please indicate and describe your firm's discount policies (*check all that apply*).

| Quantity discounts       | Annual total volume discounts | No discount policy       | Other                    | Describe |
|--------------------------|-------------------------------|--------------------------|--------------------------|----------|
| <input type="checkbox"/> | <input type="checkbox"/>      | <input type="checkbox"/> | <input type="checkbox"/> |          |

III-6. **Pricing terms.**--

(a) What are your firm's typical sales terms for plastic decorative ribbon imported from China?

| Net 30 days              | Net 60 days              | 2/10 net 30 days         | Other                    | Other (specify) |
|--------------------------|--------------------------|--------------------------|--------------------------|-----------------|
| <input type="checkbox"/> | <input type="checkbox"/> | <input type="checkbox"/> | <input type="checkbox"/> |                 |

(b) On what basis are your firm's prices of imported plastic decorative ribbon from China usually quoted (*check one*)?

| Delivered                | F.o.b.                   | If f.o.b., specify point |
|--------------------------|--------------------------|--------------------------|
| <input type="checkbox"/> | <input type="checkbox"/> |                          |

III-7. **Contract versus spot.**--Approximately what share of your firm's sales of plastic decorative ribbon imported from China in 2017 was on a (1) long-term contract basis, (2) annual contract basis, (3) short-term contract basis, and (4) spot sales basis?

| Item                | Type of sale  |  |  |                                    | Total (should sum to 100.0%) |
|---------------------|---|--|--|------------------------------------|------------------------------|
|                     | Long-term contracts (multiple deliveries for more than 12 months) | Annual contracts (multiple deliveries for 12 months) | Short-term contracts (multiple deliveries for less than 12 months) | Spot sales (for a single delivery) |                              |
| Share of 2017 sales | %   | %  | %  | %                                  | 0.0 %                        |

III-8. **Contract provisions.**--Please fill out the table regarding your firm's typical sales contracts for plastic decorative ribbon from China (or check "not applicable" if your firm does not sell on a long-term, short-term and/or annual contract basis).

| <b>Typical sales contract provisions</b>     | <b>Item</b>        | <b>Short-term contracts</b><br>(multiple deliveries for less than 12 months) | <b>Annual contracts</b><br>(multiple deliveries for 12 months) | <b>Long-term contracts</b><br>(multiple deliveries for more than 12 months) |
|--|--------------------|--|--|---|
| Average contract duration                    | <i>No. of days</i> |  | 365  |   |
| Price renegotiation (during contract period) | <i>Yes</i>         | <input type="checkbox"/>   | <input type="checkbox"/>                                       | <input type="checkbox"/>  |
|  | <i>No</i>          | <input type="checkbox"/>   | <input type="checkbox"/>                                       | <input type="checkbox"/>  |
| Fixed quantity and/or price                  | <i>Quantity</i>    | <input type="checkbox"/>   | <input type="checkbox"/>                                       | <input type="checkbox"/>  |
|  | <i>Price</i>       | <input type="checkbox"/>   | <input type="checkbox"/>                                       | <input type="checkbox"/>  |
|  | <i>Both</i>        | <input type="checkbox"/>   | <input type="checkbox"/>                                       | <input type="checkbox"/>  |
| Meet or release provision                    | <i>Yes</i>         | <input type="checkbox"/>   | <input type="checkbox"/>                                       | <input type="checkbox"/>  |
|  | <i>No</i>          | <input type="checkbox"/>   | <input type="checkbox"/>                                       | <input type="checkbox"/>  |
| Not applicable                               |                    | <input type="checkbox"/>   | <input type="checkbox"/>                                       | <input type="checkbox"/>  |

III-9. **Lead times.**--What is your firm's share of sales of plastic decorative ribbon imported from China from inventory and produced to order and what is the typical lead time between a customer's order and the date of delivery for your firm's sales of plastic decorative ribbon?

| <b>Source</b>                         | <b>Share of 2017 sales</b> | <b>Lead time (Average number of days)</b> |
|---------------------------------------|----------------------------|---|
| From your firm's U.S. inventory       | %                          |   |
| From foreign manufacturers' inventory | %                          |   |
| Produced to order                     | %                          |   |
| <b>Total</b> (should sum to 100.0%)   | 0.0 %                      |   |

**III-10. Shipping information.—**

- (a) What is the approximate percentage of the cost of plastic decorative ribbon imported from China that is accounted for by U.S. inland transportation costs? \_\_\_\_\_ percent.
- (b) Who generally arranges the transportation to your firm's customers' locations?  
 Your firm     Purchaser *(check one)*
- (c) When your firm sells plastic decorative ribbon imported from China, from where is it shipped?  
 Point of importation     Storage facility *(check one)*
- (d) Indicate the approximate percentage of your firm's sales of plastic decorative ribbon imported from China that are delivered the following distances from your firm's U.S. point of shipment.

| <b>Distance from your firm's U.S. point of shipment</b> | <b>Share</b> |
|---|--------------|
| Within 100 miles  | %            |
| 101 to 1,000 miles                                      | %            |
| Over 1,000 miles  | %            |
| <b>Total (should sum to 100.0%)</b>                     | <b>0.0 %</b> |

**III-11. Geographical shipments.—In which U.S. geographic market area(s) has your firm sold plastic decorative ribbon imported from subject countries since January 1, 2015 (check all that apply)?**

| <b>Geographic area</b>   | <b>China</b>             |
|--|--------------------------|
| <b>Northeast.</b> —CT, ME, MA, NH, NJ, NY, PA, RI, and VT.   | <input type="checkbox"/> |
| <b>Midwest.</b> —IL, IN, IA, KS, MI, MN, MO, NE, ND, OH, SD, and WI.                                       | <input type="checkbox"/> |
| <b>Southeast.</b> —AL, DE, DC, FL, GA, KY, MD, MS, NC, SC, TN, VA, and WV.                                 | <input type="checkbox"/> |
| <b>Central Southwest.</b> —AR, LA, OK, and TX.   | <input type="checkbox"/> |
| <b>Mountains.</b> —AZ, CO, ID, MT, NV, NM, UT, and WY.   | <input type="checkbox"/> |
| <b>Pacific Coast.</b> —CA, OR, and WA.   | <input type="checkbox"/> |
| <b>Other.</b> —All other markets in the United States not previously listed, including AK, HI, PR, and VI. | <input type="checkbox"/> |

III-12. **End use.**--List the end uses of the plastic decorative ribbon that your firm imports. For each end-use product, what percentage of the total cost is accounted for by plastic decorative ribbon and other inputs?

| End-use product | Share of total cost of end use product accounted for by |              | Total<br>(should sum to 100.0% across) |
|-----------------|---|--------------|--|
|                 | Plastic decorative ribbon                               | Other inputs |  |
|                 | %   | %            | 0.0 %                                  |
|                 | %   | %            | 0.0 %                                  |
|                 | %   | %            | 0.0 %                                  |

III-13. **Substitutes.**--Can other products be substituted for plastic decorative ribbon?

No                       Yes--Please fill out the table.

| Substitute | End use in which this substitute is used | Have changes in the price of this substitute affected the price for plastic decorative ribbon? |                          |             |
|------------|--|--|--------------------------|-------------|
|            |  | No   | Yes                      | Explanation |
| 1.         |  | <input type="checkbox"/>   | <input type="checkbox"/> |             |
| 2.         |  | <input type="checkbox"/>   | <input type="checkbox"/> |             |
| 3.         |  | <input type="checkbox"/>   | <input type="checkbox"/> |             |

III-14. **Demand trends.**--Indicate how demand within the United States and outside of the United States (if known) for plastic decorative ribbon has changed since January 1, 2015. Explain any trends and describe the principal factors that have affected these changes in demand.

| Market                    | Overall increase         | No change                | Overall decrease         | Fluctuate with no clear trend | Explanation and factors |
|---------------------------|--------------------------|--------------------------|--------------------------|-------------------------------|-------------------------|
| Within the United States  | <input type="checkbox"/> | <input type="checkbox"/> | <input type="checkbox"/> | <input type="checkbox"/>      |                         |
| Outside the United States | <input type="checkbox"/> | <input type="checkbox"/> | <input type="checkbox"/> | <input type="checkbox"/>      |                         |



III-15. **Product changes.**--Have there been any significant changes in the product range, product mix or marketing of plastic decorative ribbon since January 1, 2015?

| No                       | Yes                      | If yes, please describe. |
|--------------------------|--------------------------|--------------------------|
| <input type="checkbox"/> | <input type="checkbox"/> |                          |

III-16. **Conditions of competition.**—

(a) Is the plastic decorative ribbon market subject to business cycles (other than general economy-wide conditions) and/or other conditions of competition distinctive to plastic decorative ribbon?

| Check all that apply.  | Please describe.         |
|--|--------------------------|
| <input type="checkbox"/> No  | Skip to question III-17. |
| <input type="checkbox"/> Yes-Business cycles (e.g. seasonal business)    |                          |
| List the 3 months with the largest sales                                 |                          |
| Report the percent of your sales in these top 3 months                   | percent                  |
| <input type="checkbox"/> Yes-Other distinctive conditions of competition |                          |

(b) If yes, have there been any changes in the business cycles or conditions of competition for plastic decorative ribbon since January 1, 2015?

| No                       | Yes                      | If yes, describe. |
|--------------------------|--------------------------|-------------------|
| <input type="checkbox"/> | <input type="checkbox"/> |                   |

III-17. **Supply constraints.**--Has your firm refused, declined, or been unable to supply plastic decorative ribbon since January 1, 2015 (examples include placing customers on allocation or "controlled order entry," declining to accept new customers or renew existing customers, delivering less than the quantity promised, being unable to meet timely shipment commitments, etc.)?

| No                       | Yes                      | If yes, please describe. |
|--------------------------|--------------------------|--------------------------|
| <input type="checkbox"/> | <input type="checkbox"/> |                          |

III-18. **Product unavailability in U.S.**—Are any of your firm’s imports from China in 2017 (reported II-5a) products that are not available from U.S. producers of plastic decorative ribbon?

|                          |                          |  |
|--------------------------|--------------------------|--|
| <b>No</b>                | <b>Yes</b>               | <b>If yes, please describe these products and estimate the share of your imports of plastic decorative ribbon, in terms of value, for products that are unavailable from U.S. producers.</b> |
| <input type="checkbox"/> | <input type="checkbox"/> |  |

III-19. **Online retail sales.**--Have online retail sales of plastic decorative ribbon increased in prevalence since January 1, 2015?

|                          |                          |   |
|--------------------------|--------------------------|---|
| <b>No</b>                | <b>Yes</b>               | <b>If yes, please describe, including a discussion of the impact of this trend on your firm’s operations.</b> |
| <input type="checkbox"/> | <input type="checkbox"/> |   |

III-20. **Raw materials.**--How have plastic decorative ribbon raw material prices changed since January 1, 2015?

|                          |                          |                          |                                      |   |
|--------------------------|--------------------------|--------------------------|--------------------------------------|---|
| <b>Overall increase</b>  | <b>No change</b>         | <b>Overall decrease</b>  | <b>Fluctuate with no clear trend</b> | <b>Explain, noting how raw material price changes have affected your firm’s selling prices for plastic decorative ribbon.</b> |
| <input type="checkbox"/> | <input type="checkbox"/> | <input type="checkbox"/> | <input type="checkbox"/>             |   |

III-21. **Sales over internet.**--Does your firm sell plastic decorative ribbon over the internet?

|                          |                          |                                      |  |
|--------------------------|--------------------------|--------------------------------------|--|
| <b>No</b>                | <b>Yes</b>               | <b>Share of 2017 sales (percent)</b> | <b>If yes, please describe trends.</b> |
| <input type="checkbox"/> | <input type="checkbox"/> |                                      |  |

III-22. **Competition over internet.**—Since January 1, 2015, has competition from internet sales increased, decreased, or remained constant?

|                           |                          |                          |                          |                                      |   |
|---------------------------|--------------------------|--------------------------|--------------------------|--------------------------------------|---|
| <b>Item</b>               | <b>Overall increase</b>  | <b>No change</b>         | <b>Overall decrease</b>  | <b>Fluctuate with no clear trend</b> | <b>Explain impact on your firm's operations</b> |
| Competition over internet | <input type="checkbox"/> | <input type="checkbox"/> | <input type="checkbox"/> | <input type="checkbox"/>             |   |

III-23. **Interchangeability**--Is plastic decorative ribbon produced in the United States and in other countries interchangeable (i.e., can they physically be used in the same applications)?

Please indicate A, F, S, N, or O in the table below:

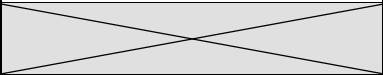
A = the products from a specified country-pair are *always* interchangeable

F = the products are *frequently* interchangeable

S = the products are *sometimes* interchangeable

N = the products are *never* interchangeable

O = *no familiarity* with products from a specified country-pair

| Country-pair   | China  | Other countries |
|--|--|-----------------|
| United States  |  |                 |
| China  |  |                 |
| For any country-pair producing plastic decorative ribbon that is <i>sometimes</i> or <i>never</i> interchangeable, identify the country-pair and explain the factors that limit or preclude interchangeable use: |  |                 |

III-24. **Factors other than price.**--Are differences other than price (e.g., quality, availability, transportation network, product range, technical support, *etc.*) between plastic decorative ribbon produced in the United States and in other countries a significant factor in your firm's sales of the products?

Please indicate A, F, S, N, or O in the table below:

A = such differences are *always* significant

F = such differences are *frequently* significant

S = such differences are *sometimes* significant

N = such differences are *never* significant

O = *no familiarity* with products from a specified country-pair

| Country-pair  | China | Other countries |
|---|-------|-----------------|
| United States   |       |                 |
| China   | X     |                 |
| For any country-pair for which factors other than price <i>always</i> or <i>frequently</i> are a significant factor in your firm's sales of plastic decorative ribbon, identify the country-pair and report the advantages or disadvantages imparted by such factors: |       |                 |

III-25. **Customer identification.**--List the names and contact information for your firm's 10 largest U.S. customers for plastic decorative ribbon since January 1, 2015. Indicate the share of the quantity of your firm's total shipments of plastic decorative ribbon that each of these customers accounted for in 2017.

|    | Customer's name | City | State | Share of 2017 sales (%) |
|----|-----------------|------|-------|-------------------------|
| 1  |                 |      |       |                         |
| 2  |                 |      |       |                         |
| 3  |                 |      |       |                         |
| 4  |                 |      |       |                         |
| 5  |                 |      |       |                         |
| 6  |                 |      |       |                         |
| 7  |                 |      |       |                         |
| 8  |                 |      |       |                         |
| 9  |                 |      |       |                         |
| 10 |                 |      |       |                         |

III-26. **Other explanations.**--If your firm would like to further explain a response to a question in Part III that did not provide a narrative response box, please note the question number and the explanation in the space provided below. Please also use this space to highlight any issues your firm had in providing the data in this section, including but not limited to technical issues with the MS Word questionnaire.

|  |
|--|
|  |
|--|

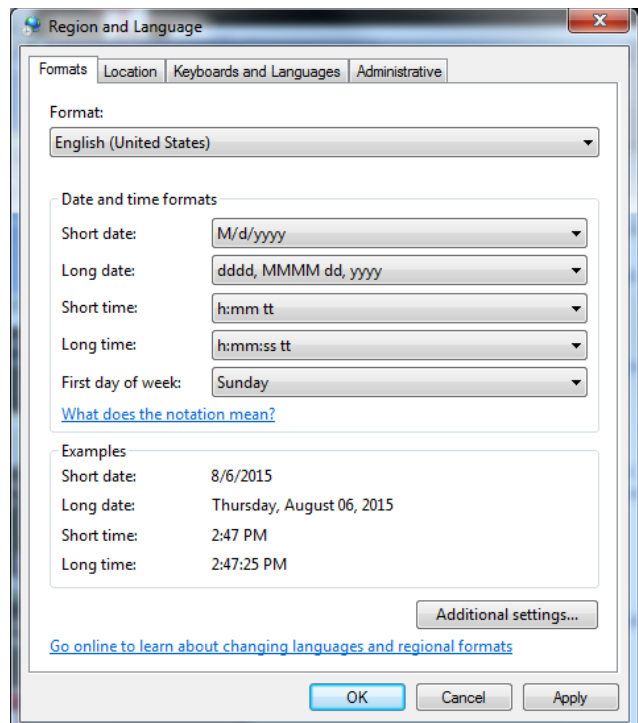
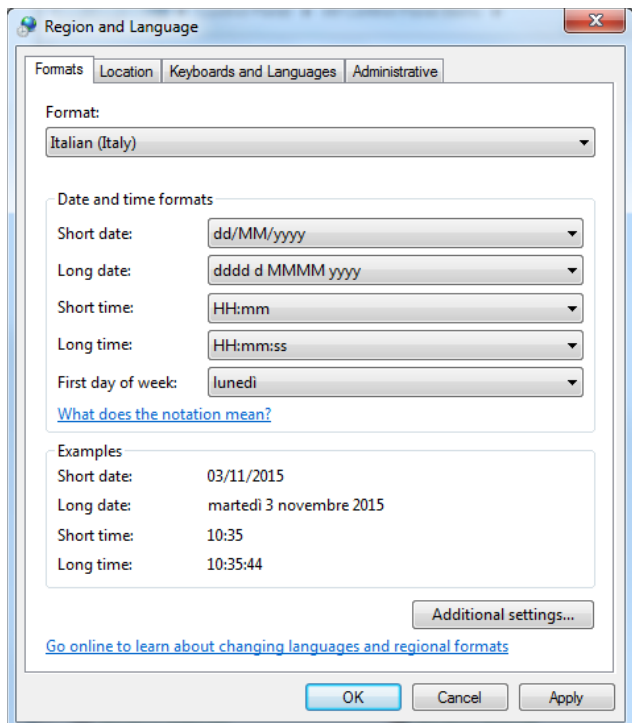
**Correcting valid number error messages.**--If you are completing a Commission questionnaire in a country that uses periods (".") to delineate multiples of 1000 (e.g., one million would appear as \$1.000.000 instead of as \$1,000,000), you may be unable to enter in numbers greater than 999 in numeric form fields. This issues stem from your computer number formatting setting (e.g., not the MS Word document itself, but the computer from which you are opening up the document). In the United States commas (,) delineate multiples of 1000 and periods (.) delineate fractions less than one. Many EU countries use the reverse where multiples of 1000 are delineated with periods (.) and fractions less than one are delineated with commas (,). The US International Trade Commission's questionnaires are set-up in the United States with the U.S. number formatting. When this formatting interacts with a computer set to EU number formatting, we believe this may cause this issue.

The solution to this data entry issue is to temporarily change your operating system's number formatting to be consistent with the U.S. number formatting system while you complete the questionnaire.

To temporarily change your computer's number settings to U.S. settings, please do the following (for Microsoft Windows Operating system):

- START
- Control Panel
- Region and Language (under Clock, Language, and Region category)
- Format tab
- Change the Format from your existing one (e.g. "Italian (Italy)") to "English (United States)" (see screen shots below)

When you do this the number "twelve million dollars and thirty five cents" would change from \$12.000.000,35 (Italy format) to \$12,000,000.35 (U.S. format), and then there will be no conflict with the questionnaire. When you finish reporting the data then you can close the questionnaire and switch back to Italy settings.



## HOW TO FILE YOUR QUESTIONNAIRE RESPONSE

This questionnaire is available as a “fillable” form in MS Word format on the Commission’s website at:

[https://usitc.gov/investigations/701731/2018/plastic\\_decorative\\_ribbon\\_china/final.htm](https://usitc.gov/investigations/701731/2018/plastic_decorative_ribbon_china/final.htm).

***Please do not attempt to modify the format or permissions of the questionnaire document.*** Please submit the completed questionnaire using one of the methods noted below. If your firm is unable to complete the MS Word questionnaire or cannot use one of the electronic methods of submission, please contact the Commission for further instructions.

- **Upload via Secure Drop Box.**—Upload the MS Word questionnaire along with a scanned copy of the signed certification page (page 1) through the Commission’s secure upload facility:

**Web address:** <https://dropbox.usitc.gov/oinv/>      **Pin:** **DECO**

- **E-mail.**—E-mail the MS Word questionnaire to [hangyul.chang@usitc.gov](mailto:hangyul.chang@usitc.gov); include a scanned copy of the signed certification page (page 1). *Submitters are strongly encouraged to encrypt nonpublic documents that are electronically transmitted to the Commission to protect your sensitive information from unauthorized disclosure. The USITC secure drop-box system and the Electronic Document Information System (EDIS) use Federal Information Processing Standards (FIPS) 140-2 cryptographic algorithms to encrypt data in transit. Submitting your nonpublic documents by a means that does not use these encryption algorithms (such as by email) may subject your firm’s nonpublic information to unauthorized disclosure during transmission. If you choose a non-encrypted method of electronic transmission, the Commission warns you that the risk of such possible unauthorized disclosure is assumed by you and not by the Commission.*

**If your firm did not import this product**, please fill out page 1, print, sign, and submit a scanned copy to the Commission.

***Parties to this proceeding.***—If your firm is a party to this proceeding, it is required to serve a copy of the completed questionnaire on parties to the proceeding that are subject to administrative protective order (see 19 CFR § 207.7). A list of such parties may be obtained from the Commission’s Secretary (202-205-1803). A certificate of service must accompany the completed questionnaire you submit (see 19 CFR § 207.7). Service of the questionnaire must be made in paper form.