

U.S. PRODUCERS' QUESTIONNAIRE

VERTICAL METAL FILE CABINETS FROM CHINA

This questionnaire must be received by the Commission by **August 28, 2019**
See last page for filing instructions.

The information called for in this questionnaire is for use by the United States International Trade Commission in connection with its countervailing duty and antidumping duty investigations concerning vertical metal file cabinets ("VMFCs") from China (Inv. No. 701-TA-623 and 731-TA-1449 (Final)). The information requested in the questionnaire is requested under the authority of the Tariff Act of 1930, title VII. This report is mandatory and failure to reply as directed can result in a subpoena or other order to compel the submission of records or information in your firm's possession (19 U.S.C. § 1333(a)).

Name of firm _____
Address _____
City _____ State _____ Zip Code _____
Website _____
Has your firm produced vertical metal file cabinets (as defined on next page) at any time since January 1, 2016?
<input type="checkbox"/> NO (Sign the certification below and promptly return only this page of the questionnaire to the Commission)
<input type="checkbox"/> YES (Complete all parts of the questionnaire, and return the entire questionnaire to the Commission)
Return questionnaire via the U.S. International Trade Commission Drop Box by clicking on the following link: https://dropbox.usitc.gov/oinv/. (PIN: FILE)

CERTIFICATION

I certify that the information herein supplied in response to this questionnaire is complete and correct to the best of my knowledge and belief and understand that the information submitted is subject to audit and verification by the Commission. By means of this certification I also grant consent for the Commission, and its employees and contract personnel, to use the information provided in this questionnaire and throughout this proceeding in any other import-injury proceedings conducted by the Commission on the same or similar merchandise.

I, the undersigned, acknowledge that information submitted in response to this request for information and throughout this proceeding or other proceedings may be disclosed to and used: (i) by the Commission, its employees and Offices, and contract personnel (a) for developing or maintaining the records of this or a related proceeding, or (b) in internal investigations, audits, reviews, and evaluations relating to the programs, personnel, and operations of the Commission including under 5 U.S.C. Appendix 3; or (ii) by U.S. government employees and contract personnel, solely for cybersecurity purposes. I understand that all contract personnel will sign appropriate nondisclosure agreements.

Name of Authorized Official

Title of Authorized Official

Date

Signature

Phone

Email address

PART I.—GENERAL INFORMATION

Background.-- This proceeding was instituted in response to a petition filed on April 30, 2019, by Hirsh Industries LLC, West Des Moines, Iowa. Countervailing and antidumping duties may be assessed on the subject imports as a result of these proceedings if the Commission makes an affirmative determination of injury, threat, or material retardation, and if the U.S. Department of Commerce (“Commerce”) makes an affirmative determination of subsidization and/or dumping. Questionnaires and other information pertinent to this proceeding are available at https://www.usitc.gov/investigations/701731/2019/vertical_metal_file_cabinets_china/preliminary.htm

Vertical metal file cabinets “VMFCs” covered by these investigations are freestanding vertical metal file cabinets containing two or more extendable file storage elements and having an actual width of 25 inches or less.

The subject vertical metal file cabinets have bodies made of carbon and/or alloy steel and or other metals, regardless of whether painted, powder coated, or galvanized or otherwise coated for corrosion protection or aesthetic appearance. The subject vertical metal file cabinets must have two or more extendable elements for file storage (*e.g.*, file drawers) of a height that permits hanging files of either letter (8.5” x 11”) or legal (8.5” x 14”) sized documents.

An “extendable element” is defined as a movable load-bearing storage component including, but not limited to, drawers and filing frames. Extendable elements typically have suspension systems, consisting of glide blocks or ball bearing glides, to facilitate opening and closing.

The subject vertical metal file cabinets typically come in models with two, three, four, or five-file drawers. The inclusion of one or more additional non-file-sized extendable storage elements, not sized for storage files (*e.g.*, box or pencil drawers), does not remove an otherwise in-scope product from the scope as long as the combined height of the non-file-sized extendable storage elements does not exceed six inches. The inclusion of an integrated storage area that is not extendable (*e.g.*, a cubby) and has an actual height of six inches or less, also does not remove a subject vertical metal file cabinet from the scope. Accessories packaged with a subject vertical file cabinet, such as separate printer stands or shelf kits that sit on top of the in-scope vertical file cabinet are not considered integrated storage.

“Freestanding” means the unit has a solid top and does not have an open top or a top with holes punched in it that would permit the unit to be attached to, hung from, or otherwise used to support a desktop or other work surface. The ability to anchor a vertical file cabinet to a wall for stability or to prevent it from tipping over does not exclude the unit from the scope.

The addition of mobility elements such as casters, wheels, or a dolly does not remove the product from the scope. Packaging a subject vertical metal file cabinet with other accessories, including, but not limited to, locks, leveling glides, caster kits, drawer accessories (*e.g.*, including but not limited to follower wires, follower blocks, file compressors, hanger rails, pencil trays, and hanging file folders), printer stand, shelf kit and magnetic hooks, also does not remove the product from the scope. Vertical metal file cabinets are also in scope whether they are imported assembled or unassembled with all essential parts and components included.

Excluded from the scope are lateral metal file cabinets. Lateral metal file cabinets have a width that is greater than the body depth, and have a body with an actual width that is more than 25 inches wide.

Also excluded from the scope are pedestal file cabinets. Pedestal file cabinets are metal file cabinets with body depths that are greater than or equal to their width, are under 31 inches in actual height, and have the following characteristics: (1) an open top or other the means for the cabinet to be attached to or hung from a desktop or other work surface such as holes punched in the top (*i.e.*, not freestanding); or (2) freestanding file cabinets that have all of the following: (a) at least a 90 percent drawer extension for all extendable file storage elements; (b) a central locking system; (c) a minimum weight density of 9.5 lbs./cubic foot; and (d) casters or leveling glides.

“Percentage drawer extension” is defined as the drawer travel distance divided by the inside depth dimension of the drawer. Inside depth of drawer is measured from the inside of the drawer face to the inside face of the drawer back. Drawer extension is the distance the drawer travels from the closed position to the maximum travel position which is limited by the out stops. In situations where drawers do not include an outstop, the drawer is extended until the drawer back is 3-1/2 inches from the closed position of inside face of the drawer front. The “weight density” is calculated by dividing the cabinet’s actual weight by its volume in cubic feet (the multiple of the product’s actual width, depth, and height). A “central locking system” locks all drawers in a unit.

Also excluded from the scope are fire proof or fire-resistant file cabinets that meet Underwriters Laboratories (UL) fire protection standard 72, class 350, which covers the test procedures applicable to fire-resistant equipment intended to protect paper records.

The merchandise subject to the investigation is classified under Harmonized Tariff Schedule of the United States (HTSUS) subheading 9403.10.0020. The subject merchandise may also enter under HTSUS subheadings 9403.10.0040, 9403.20.0080, and 9403.20.0090. While HTSUS subheadings are provided for convenience and customs purposes, the written description of the scope of the investigation is dispositive.

Reporting of information.--If information is not readily available from your records, provide carefully prepared estimates. If your firm is completing more than one questionnaire (*i.e.*, a producer, importer, and/or purchaser questionnaire), you need not respond to duplicated questions.

Confidentiality.--The commercial and financial data furnished in response to this questionnaire that reveal the individual operations of your firm will be treated as confidential by the Commission to the extent that such data are not otherwise available to the public and will not be disclosed except as may be required by law (see 19 U.S.C. § 1677f). Such confidential information will not be published in a manner that will reveal the individual operations of your firm; however, general characterizations of numerical business proprietary information (such as discussion of trends) will be treated as confidential business information only at the request of the submitter for good cause shown.

Verification.-- The information submitted in this questionnaire is subject to audit and verification by the Commission. To facilitate possible verification of data, please keep all files, worksheets, and supporting documents used in the preparation of the questionnaire response. Please also retain a copy of the final document that you submit.

Release of information.--The information provided by your firm in response to this questionnaire, as well as any other business proprietary information submitted by your firm to the Commission in connection with this proceeding, may become subject to, and released under, the administrative protective order provisions of the Tariff Act of 1930 (19 U.S.C. § 1677f) and section 207.7 of the Commission's Rules of Practice and Procedure (19 CFR § 207.7). This means that certain lawyers and other authorized individuals may temporarily be given access to the information for use in connection with this proceeding or other import-injury proceedings conducted by the Commission on the same or similar merchandise; those individuals would be subject to severe penalties if the information were divulged to unauthorized individuals.

Valid number error messages.--If you are completing this form in a country that uses periods (".") to delineate multiples of 1000 (e.g., one million would appear as \$1.000.000 rather than \$1,000,000), you may be unable to enter in numbers greater than 999 in numeric form fields. The solution to this data entry issue is to temporarily change your operating system's number formatting to be consistent with the U.S. number formatting system while you complete this form. Detailed instructions on how to resolve this issue is provided at the end of this questionnaire and is available upon request from Lawrence Jones (202-205-3358, lawrence.jones@usitc.gov).

D-GRIDS tool.--The Commission has a tool that firms can use to move data from their own MS Excel compilation files into self-contained data tables within this MS Word questionnaire, thereby reducing the amount of cell-by-cell data entry that would be required to complete this form. This tool is a macro-enabled MS Excel file available for download from the Commission's generic questionnaires webpage (https://www.usitc.gov/trade_remedy/question.htm) called the "D-GRIDs tool." Use of this tool to help your firm complete this questionnaire is *optional*. Firms opting to use the D-GRIDs tool to populate their data into this questionnaire will need the D-GRIDs specification sheet PDF file specific to this proceeding (available on the case page which is linked under the "Background" above) which includes the necessary references relating to this questionnaire, as well as the macro-enable MS Excel D-GRIDs tool itself from the generic questionnaires page. More detailed instructions on how to use the D-GRIDs tool are available within the D-GRIDs tool itself.

I-1a. **OMB statistics.**--Please report below the actual number of hours required and the cost to your firm of completing this questionnaire.

Hours	Dollars

The questions in this questionnaire have been reviewed with market participants to ensure that issues of concern are adequately addressed and that data requests are sufficient, meaningful, and as limited as possible. Public reporting burden for this questionnaire is estimated to average 50 hours per response, including the time for reviewing instructions, gathering data, and completing and reviewing the questionnaire.

We welcome comments regarding the accuracy of this burden estimate, suggestions for reducing the burden, and any suggestions for improving this questionnaire. Please attach such comments to your response or send to the Office of Investigations, USITC, 500 E St. SW, Washington, DC 20436.

I-1b. **TAA information release.**--In the event that the U.S. International Trade Commission (USITC) makes an affirmative final determination in this proceeding, do you consent to the USITC's release of your contact information (company name, address, contact person, telephone number, email address) appearing on the front page of this questionnaire to the Departments of Commerce, Labor, and Agriculture, as applicable, so that your firm and its workers can be made eligible for benefits under the Trade Adjustment Assistance program?

Yes No

I-2. **Establishments covered.**--Provide the city, state, zip code, and brief description of each establishment covered by this questionnaire. If your firm is publicly traded, please specify the stock exchange and trading symbol in the footnote to the table. **Firms operating more than one establishment should combine the data for all establishments into a single report.**

“Establishment”--Each facility of a firm involved in the production of VMFCs, including auxiliary facilities operated in conjunction with (whether or not physically separate from) such facilities.

Establishments covered ¹	City, State	Zip (5 digit)	Description
1			
2			
3			
4			
5			
6			

¹ Additional discussion on establishments consolidated in this questionnaire: _____.

I-3. **Petitioner status.**--Is your firm a petitioner in this proceeding or a member firm of the petitioning entity?

No	Yes
<input type="checkbox"/>	<input type="checkbox"/>

I-4. **Petition support.**--Does your firm support or oppose the petition?

Country	Support	Oppose	Take no position
China – AD	<input type="checkbox"/>	<input type="checkbox"/>	<input type="checkbox"/>
China – CVD	<input type="checkbox"/>	<input type="checkbox"/>	<input type="checkbox"/>

PART II.--TRADE AND RELATED INFORMATION

Further information on this part of the questionnaire can be obtained from **Lawrence Jones** (202-205-3358, lawrence.jones@usitc.gov). **Supply all data requested on a calendar-year basis.**

II-1. **Contact information.**--Please identify the responsible individual and the manner by which Commission staff may contact that individual regarding the confidential information submitted in part II.

Name	
Title	
Email	
Telephone	

II-2. **Changes in operations.**--Please indicate whether your firm has experienced any of the following changes in relation to the production of VMFCs since January 1, 2016.

<i>(check as many as appropriate)</i>		<i>(If checked, please describe; leave blank if not applicable)</i>
<input type="checkbox"/>	plant openings	
<input type="checkbox"/>	plant closings	
<input type="checkbox"/>	relocations	
<input type="checkbox"/>	expansions	
<input type="checkbox"/>	acquisitions	
<input type="checkbox"/>	consolidations	
<input type="checkbox"/>	prolonged shutdowns or production curtailments	
<input type="checkbox"/>	revised labor agreements	
<input type="checkbox"/>	other (e.g., technology)	

II-3a. **Production using same machinery.**--Please report your firm's production of products using the same equipment, machinery, or employees as used to produce VMFCs, and the combined production capacity on this shared equipment, machinery, or employees in the periods indicated.

"Overall production capacity" or "capacity" – The level of production that your establishment(s) could reasonably have expected to attain during the specified periods. Assume normal operating conditions (i.e., using equipment and machinery in place and ready to operate; normal operating levels (hours per week/weeks per year) and time for downtime, maintenance, repair, and cleanup).

Note.--If your firm does not produce any out-of-scope merchandise on the same machinery and equipment as scope merchandise then the "overall production capacity" numbers reported in this question should be exactly equal to the "average production capacity" numbers reported in question II-7. If, however, your firm does produce out-of-scope merchandise using the same machinery and equipment as scope merchandise, then the "average production capacity" reported in question II-7 should exclude the portion of "overall production capacity" that was used to produce this out-of-scope merchandise.

"Production" – All production in your U.S. establishment(s), including production consumed internally within your firm and production for another firm under a toll agreement.

Item	Quantity (in units)				
	Calendar years			January-June	
	2016	2017	2018	2018	2019
Overall production capacity¹					
Production of:					
VMFCs ²	0	0	0	0	0
Out-of-scope products.--					
Lateral metal file cabinets					
Pedestal metal file cabinets					
Other products ³					
Total production using same machinery or workers	0	0	0	0	0
¹ Data reported for capacity (first line) should be greater than data reported for total production (last line). ² Data entered for production of VMFCs will populate here once reported in question II-7. ³ Please identify these products: _____.					

II-3b. **Operating parameters.**--The production capacity reported in II-3a is based on the following operating parameters:

Hours per week	Weeks per year

II-3c. **Capacity calculation.**--Please describe the methodology used to calculate overall production capacity reported in II-3a, and explain any changes in reported capacity.

II-3d. **Production constraints.**--Please describe the constraint(s) that set the limit(s) on your firm's production capacity.

II-3e. **Product shifting.**—

(i) Is your firm able to switch production (capacity) between VMFCs and other products using the same equipment and/or labor?

No	Yes	If yes—(i.e., have produced other products or are able to produce other products) Please identify other actual or potential products.
<input type="checkbox"/>	<input type="checkbox"/>	

(ii) Please describe the factors that affect your firm's ability to shift production capacity between products (e.g., time, cost, relative price change, etc.), and the degree to which these factors enhance or constrain such shifts.

II-4. **Tolling.**--Since January 1, 2016, has your firm been involved in a toll agreement regarding the production of VMFCs?

"Toll agreement"--Agreement between two firms whereby the first firm furnishes the raw materials and the second firm uses the raw materials to produce a product that it then returns to the first firm with a charge for processing costs, overhead, etc.

No	Yes	If yes-- Please describe the toll arrangement(s) and name the firm(s) involved.
<input type="checkbox"/>	<input type="checkbox"/>	

II-5. **Foreign trade zones.**--

- (a) **Firm's FTZ operations.**--Does your firm produce VMFCs in and/or admit VMFCs into a foreign trade zone (FTZ)?

"Foreign trade zone" is a designated location in the United States where firms utilize special procedures that allow delayed or reduced customs duty payments on foreign merchandise. A foreign trade zone must be designated as such pursuant to the rules and procedures set forth in the Foreign-Trade Zones Act.

No	Yes	If yes--Describe the nature of your firms operations in FTZs and identify the specific FTZ site(s).
<input type="checkbox"/>	<input type="checkbox"/>	

- (b) **Other firms' FTZ operations.**--To your knowledge, do any firms in the United States import VMFCs into a foreign trade zone (FTZ) for use in distribution of VMFCs and/or the production of downstream articles?

No	Yes	If yes--Identify the firms and the FTZs.
<input type="checkbox"/>	<input type="checkbox"/>	

II-6. **Importer.**--Since January 1, 2016, has your firm imported VMFCs?

"Importer" – The person or firm primarily liable for the payment of any duties on the merchandise, or an authorized agent acting on his behalf. The importer may be the consignee, or the importer of record.

No	Yes	
<input type="checkbox"/>	<input type="checkbox"/>	If yes-- <u>COMPLETE AND RETURN A U.S. IMPORTERS' QUESTIONNAIRE</u>

- II-7. **Production, shipment, and inventory data** --Report your firm's production capacity, production, shipments, and inventories related to the production of VMFCs in its U.S. establishment(s) during the specified periods.

"Average production capacity" or "capacity" – The level of production that your establishment(s) could reasonably have expected to attain during the specified periods. Assume normal operating conditions (i.e., using equipment and machinery in place and ready to operate; normal operating levels (hours per week/weeks per year) and time for downtime, maintenance, repair, and cleanup; and a typical or representative product mix).

"Production" – All production in your U.S. establishment(s), including production consumed internally within your firm and production for another firm under a toll agreement.

"Commercial U.S. shipments" –Commercial shipments made within the United States as a result of an arm's length transaction in the ordinary course of business. Report net values (i.e., gross sales values less all discounts, allowances, rebates, prepaid freight, and the value of returned goods) in U.S. dollars, f.o.b. your point of shipment.

"Internal consumption / including for own firm's retail sales" – Product consumed internally by your firm, which includes merchandise that your firm transferred to your own firm's retail locations. Such transactions are valued at fair market value (i.e., not the total value of final downstream processed merchandise (in the case of internal consumption), nor the retail sale value (in the case of your firm owning and operating its own retail locations); rather, these transactions should be recorded at the fair market wholesale value of the merchandise used for further processing or for retail level sale). These should not include transfers among related retail establishments.

"Transfers to related firms" –Shipments made to related firms. Such transactions are valued at fair market value.

"Related firm" –A firm that your firm solely or jointly owned, managed, or otherwise controlled; a firm that solely or jointly owned, managed, or otherwise controlled your firm; and/or a firm that was solely or jointly owned, managed, or otherwise controlled by a firm that also solely or jointly owned, managed, or otherwise controlled your firm.

"Export shipments" –Shipments to destinations outside the United States, including shipments to related firms.

"Inventories" – Finished goods inventory, not raw materials or work-in-progress.

Note: As requested in Part I of this questionnaire, please keep all supporting documents/records used in the preparation of the trade data, as Commission staff may contact your firm regarding questions on the trade data. The Commission may also request that your company submit copies of the supporting documents/records (such as production and sales schedules, inventory records, etc.) used to compile these data.

II-8. **Production, shipment, and inventory data.--Continued**

Quantity (in units) and value (in 1,000s of dollars)					
Item	Calendar years			January-June	
	2016	2017	2018	2018	2019
Average production capacity¹ (quantity) (A)					
Beginning-of-period inventories (quantity) (B)					
Production (quantity) (C)					
U.S. shipments:					
Commercial shipments:					
Quantity (D)					
Value (E)					
Internal consumption/ including for own firm's retail sales:²					
Quantity (F)					
Value ² (G)					
Transfers to related firms:²					
Quantity (H)					
Value ² (I)					
Export shipments:³					
Quantity (J)					
Value (K)					
End-of-period inventories (quantity) (L)					
<p>¹ The production capacity reported is based on operating _____ hours per week, _____ weeks per year. Please describe the methodology used to calculate production capacity, and explain any changes in reported capacity _____.</p> <p>² Internal consumption and transfers to related firms must be valued at fair market value. If your firm uses a different basis for valuing these transactions in your records, please specify that basis (e.g., cost, cost plus, etc.): _____. However, the data provided above in this table should be based on fair market value.</p> <p>³ Identify your firm's principal export markets: _____.</p>					

RECONCILIATION OF SHIPMENTS, PRODUCTION, AND INVENTORY.--Generally, the data reported for the end-of-period inventories (i.e., line L) should be equal to the beginning-of-period inventories (i.e., line B), plus production (i.e., line C), less total shipments (i.e., lines D, F, H, and J). Please ensure that any differences are not due to data entry errors in completing this form, but rather reflect your firm's actual records; and, also provide explanations for any differences (e.g., theft, loss, damage, record systems issues, etc.) if they exist.

Reconciliation	Calendar years			January-June	
	2016	2017	2018	2018	2019
B + C – D – F – H – J – L = should equal zero ("0") or provide an explanation. ¹	0	0	0	0	0
¹ Explanation if the calculated fields above are returning values other than zero (i.e., "0") but are nonetheless accurate: _____.					

II-9. **Channels of distribution.**--Report your firm's U.S. shipments (i.e., inclusive of commercial U.S. shipments, internal consumption including VMFCs for your own firm's retail sales) by channel of distribution.

Quantity (in units)					
Item	Calendar years			January-June	
	2016	2017	2018	2018	2019
Channels of distribution:					
U.S. shipments:					
To distributors (M)					
To retailers (N)					
To end users (O)					

***RECONCILIATION OF CHANNELS.**--Please ensure that the quantities reported for channels of distribution (i.e., lines M and N) in each time period equal the quantity reported for U.S. shipments (i.e., lines D, F, and H) in each time period. If the calculated fields below return values other than zero (i.e., "0"), the data reported must be revised prior to submission to the Commission.*

Reconciliation	Calendar years			January-June	
	2016	2017	2018	2018	2019
M + N + O – D – F – H = zero ("0"), if not revise.	0	0	0	0	0

II-11. **Employment data.**--Report your firm's employment-related data related to the production of VMFCs and provide an explanation for any trends in these data.

"Production and Related Workers" (PRWs) includes working supervisors and all nonsupervisory workers (including group leaders and trainees) engaged in fabricating, processing, assembling, inspecting, receiving, storage, handling, packing, warehousing, shipping, trucking, hauling, maintenance, repair, janitorial and guard services, product development, auxiliary production for plant's own use (e.g., power plant), recordkeeping, and other services closely associated with the above production operations. Average number employed may be computed by adding the number of employees, both full time and part time, for the 12 pay periods ending closest to the 15th of the month and divide that total by 12. For the January to June periods, calculate similarly and divide by 6.

"Hours worked" includes time paid for sick leave, holidays, and vacation time. Include overtime hours actually worked; do not convert overtime pay to its equivalent in straight time hours.

"Wages paid" --Total wages paid before deductions of any kind (e.g., withholding taxes, old-age and unemployment insurance, group insurance, union dues, bonds, etc.). Include wages paid directly by your firm for overtime, holidays, vacations, and sick leave.

Item	Calendar years			January-June	
	2016	2017	2018	2018	2019
Average number of PRWs (<i>number</i>)					
Hours worked by PRWs (<i>1,000 hours</i>)					
Wages paid to PRWs (<i>1,000 dollars</i>)					

Explanation of trends:

II-12. **Related firms.**--If your firm reported transfers to related firms in question II-7, please identify the firm(s) and/or indicate the nature of the relationship between your firm and the related firms (e.g., joint venture, wholly owned subsidiary), whether the transfers were priced at market value or by a non-market formula, whether your firm retained marketing rights to all transfers, and whether the related firms also processed inputs from sources other than your firm.

II-13. **Purchases.**--Has your firm purchased VMFCs produced in the United States or in other countries since January 1, 2016? (Do not include imports for which your firm was the importer of record. These should be reported in an importer questionnaire).

"Purchase" – A transaction to buy product from a U.S. corporate entity such as another U.S. producer, a U.S. distributor, or a U.S. firm that has directly imported the product.

"Import" –A transaction to buy from a foreign supplier where your firm is the importer of record.

No	Yes	If yes--Report such purchases in the table below and explain the reasons for your firms' purchases.
<input type="checkbox"/>	<input type="checkbox"/>	

Note: If your firm served as the importer of record for any purchases from foreign suppliers, either for your own account or as a service for another entity, those purchases are to be considered "imports" not "purchases" and **should not** be included in the table below.

(Quantity in units)					
Item	Calendar years			January-June	
	2016	2017	2018	2018	2019
Purchases from U.S. importers¹ of VMFCs from—					
China					
Mexico					
All other sources					
Purchases from domestic producers²					
Purchases from other sources²					
¹ Please list the names of the importer(s) from which your firm purchased this product. If your firm's import suppliers differ by source, please identify the source for each listed supplier: _____. ² Please list the names of the producer(s) or U.S. distributor(s) from which your firm purchased this product: _____.					

II-14. **Other explanations.**--If your firm would like to further explain a response to a question in Part II for which a narrative box was not provided, please note the question number and the explanation in the space provided below. Please also use this space to highlight any issues your firm had in providing the data in this section, including but not limited to technical issues with the MS Word questionnaire.

II-15. **Instructions.**--Please check that the data in part II have been correctly reported.

Is the data reported in those questions:	√ if Yes
In \$1,000 dollars (<i>not</i> actual dollars)? (i.e., reporting 15 would represent fifteen thousand dollars)	<input type="checkbox"/>
Inclusive of data limited to only in-scope VMFCs as defined on pages 2-3?	<input type="checkbox"/>
Net of all discounts, rebates, returns, etc.?	<input type="checkbox"/>
Properly accounted for based on the definitions on page 11?	<input type="checkbox"/>
Reconciled in the reconciliation tables above?	<input type="checkbox"/>

DRAFT

PART III.--FINANCIAL INFORMATION

Address questions on this part of the questionnaire to Samuel Varela-Molina (202-205-3429, samuel.varela-molina@usitc.gov).

III-1. **Contact information.**--Please identify the responsible individual and the manner by which Commission staff may contact that individual regarding the confidential information submitted in part III.

Name	
Title	
Email	
Telephone	

III-2. **Accounting system.**--Briefly describe your firm's financial accounting system.

- A. When does your firm's fiscal year end (month and day)? _____
If your firm's fiscal year changed during the data-collection period, explain below:

- B.1. Describe the lowest level of operations (e.g., plant, division, company-wide) for which financial statements are prepared that include VMFCs:

- 2. Does your firm prepare profit/loss statements for VMFCs:
 Yes No
- 3. How often did your firm (or parent company) prepare financial statements (including annual reports, 10Ks)? Please check relevant items below.
 Audited, unaudited, annual reports, 10Ks, 10Qs,
 Monthly, quarterly, semi-annually, annually
- 4. Accounting basis: GAAP, cash, tax, or other comprehensive basis of accounting (specify) _____

Note: As requested in Part I of this questionnaire, please keep all supporting documents/records used in the preparation of the financial data, as Commission staff may contact your firm regarding questions on the financial data. The Commission may also request that your company submit copies of the supporting documents/records (financial statements, including internal profit-and-loss statements for the division or product group that includes VMFCs, as well as specific statements and worksheets) used to compile these data.

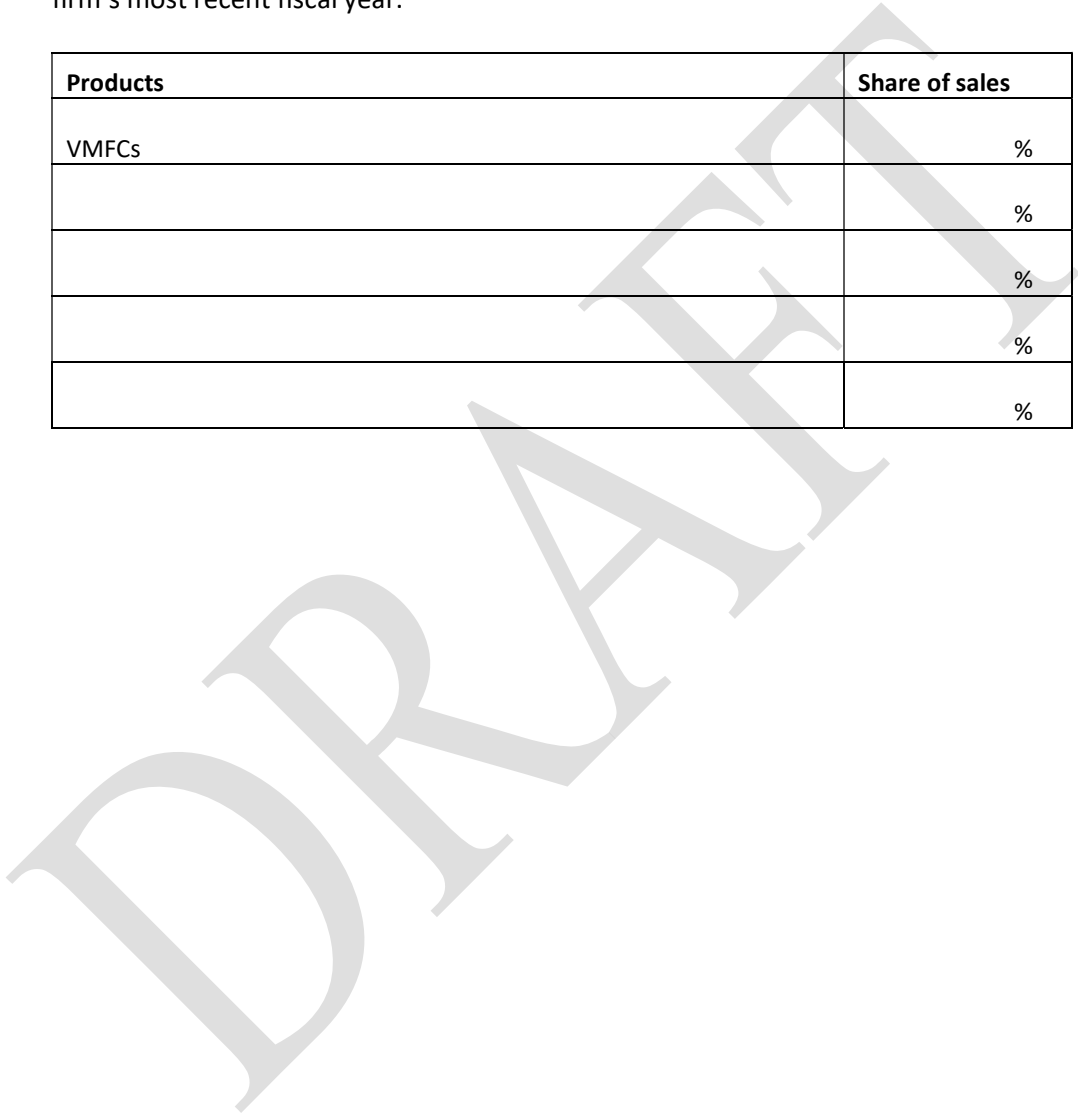
III-3. **Cost accounting system.**--Briefly describe your firm's cost accounting system (e.g., standard cost, job order cost, etc.).

III-4. **Allocation basis.**--Briefly describe your firm's allocation basis, if any, for COGS, SG&A, and interest expense and other income and expenses.

--

III-5. **Product listing.**--Please list the products your firm produced in the facilities in which your firm produced VMFCs, and provide the share of net sales accounted for by these products in your firm's most recent fiscal year.

Products	Share of sales
VMFCs	%
	%
	%
	%
	%



III-6. **Inputs from related suppliers.**--Does your firm purchase **inputs** (raw materials, labor, energy, or any services) used in the production of VMFCs from any related suppliers (e.g., inclusive of transactions between related firms, divisions and/or other components within the same company)?

Yes--Continue to question III-7	No--Continue to question III-9a.
<input type="checkbox"/>	<input type="checkbox"/>

III-7. **Inputs from related suppliers detailed.**--Please identify the inputs used in the production of VMFCs that your firm purchases from related suppliers and that are reflected in question III-9a. For "Share of total COGS" please report this information by relevant input on the basis of your most recently completed fiscal year. For "Input valuation" please describe the basis, as recorded in your company's own accounting system, of the purchase cost from the related supplier; e.g., the related supplier's actual cost, cost plus, negotiated transfer price to approximate fair market value.

Input	Related supplier	Share of total COGS
Input valuation as recorded in the firm's accounting books and records		

III-8. **Inputs purchased from related suppliers.**--Please confirm that the inputs purchased from related suppliers, as identified in III-7, were reported in III-9a (financial results on VMFCs) in a manner consistent with your firm's accounting books and records.

Yes	No	If no--In the space below, please report the valuation basis of inputs purchased from related suppliers as reported in question III-9a.
<input type="checkbox"/>	<input type="checkbox"/>	

III-9a. **Operations on VMFCs.**--Report the revenue and related cost information requested below on the VMFCs operations of your firm's U.S. establishment(s).¹ **Do not report resales of products. Note that internal consumption and transfers to related firms must be valued at fair market value. Input purchases from related suppliers should be consistent with and based on information in the firm's accounting books and records.** Provide data for your firm's three most recently completed fiscal years, and for the specified interim periods.

Quantity (in units) and value (in \$1,000)					
Item	Fiscal years ended--			January-June	
	2016	2017	2018	2018	2019
Net sales quantities: ²					
Commercial sales ("CS")					
Internal consumption ("IC")					
Transfers to related firms ("Transfers")					
Total net sales quantities	0	0	0	0	0
Net sales values: ²					
Commercial sales					
Internal consumption					
Transfers to related firms					
Total net sales values	0	0	0	0	0
Cost of goods sold (COGS): ³					
Steel					
Other raw materials ⁴					
Direct labor					
Other factory costs					
Total COGS	0	0	0	0	0
Gross profit or (loss)	0	0	0	0	0
Selling, general, and administrative (SG&A) expenses:					
Selling expenses					
General and administrative expenses					
Total SG&A expenses	0	0	0	0	0
Operating income (loss)	0	0	0	0	0
Other expenses and income:					
Interest expense					
All other expense items					
All other income items					
Net income or (loss) before income taxes	0	0	0	0	0
Depreciation/amortization included above					

¹ Include only sales (whether domestic or export) and costs related to your U.S. manufacturing operations.
² Less discounts, returns, allowances, and prepaid freight. The quantities and values should approximate the corresponding shipment quantities and values reported in Part II of this questionnaire.
³ COGS (whether for domestic or export sales) should include costs associated with CS, IC, and Transfers.
⁴ Please list major other raw materials: _____.

Note -- The table above contains calculations that will appear when you have entered data in the MS Word form fields.

III-9b. **Financial data reconciliation.**--The calculable line items from question III-9a (i.e., total net sales quantities and values, total COGS, gross profit (or loss), total SG&A, and net income (or loss)) have been calculated from the data submitted in the other line items. Do the calculated fields return the correct data according to your firm's financial records ignoring non-material differences that may arise due to rounding?

		If no-- If the calculated fields do not show the correct data, please double check the feeder data for data entry errors and revise. Also, check signs accorded to the post operating income line items; the two expense line items should report positive numbers (i.e., expenses are positive and incomes or reversals are negative--instances of the latter should be rare in those lines) while the income line item also in most instances should have its value be a positive number (i.e., income is positive, expenses or reversals are negative). If after reviewing and potentially revising the feeder data your firm has provided, the differences between your records and the calculated fields persist please identify and discuss the differences in the space below.
Yes	No	
<input type="checkbox"/>	<input type="checkbox"/>	

III-9c. Based on data reported in III-9a, did your firm's unit raw material costs increase since January 1, 2016?

No	Yes	If yes.--Please describe the primary cost drivers of this increase in per unit raw material costs.
<input type="checkbox"/>	<input type="checkbox"/>	

III-9d. Based on data reported in III-9a, was your firm able to increase its average unit net sales prices in line to cover any increase in unit raw materials (i.e., was your firm able to pass increased raw materials costs to your customers) over the period?

Yes	No	If no (i.e., your firm was unable to pass the entirety of increased raw materials costs to your customers).--Please indicate the reasons your firm was unable to do so.
<input type="checkbox"/>	<input type="checkbox"/>	

III-10. **Nonrecurring items (charges and gains) included in the subject product financial results.**--For each annual and interim period for which financial results are reported in question III-9a, please specify all material (significant) nonrecurring items (charges and gains) in the schedule below, the specific question III-9a line item where the nonrecurring items are included, a brief description of the relevant nonrecurring items, and the associated values (*in \$1,000*), as reflected in question III-9a; i.e., if an aggregate nonrecurring item has been allocated to question III-9a, only the allocated value amount included in question III-9a should be reported in the schedule below. Note: The Commission's objective here is to gather information only on material (significant) nonrecurring items which impacted the reported financial results of the subject product in question III-9a.

Item	Fiscal years			January-June	
	2016	2017	2018	2018	2019
	Value (in \$1,000)				
Nonrecurring item 1					
Nonrecurring item 2					
Nonrecurring item 3					
Nonrecurring item 4					
Nonrecurring item 5					
Nonrecurring item 6					
Nonrecurring item 7					

Nonrecurring item: In this table please provide a brief description of each nonrecurring item reported above and indicate the specific line item in table III-9a where the nonrecurring item is classified.

	Description of the nonrecurring item	Income statement classification of the nonrecurring item
Nonrecurring item 1		
Nonrecurring item 2		
Nonrecurring item 3		
Nonrecurring item 4		
Nonrecurring item 5		
Nonrecurring item 6		
Nonrecurring item 7		

III-11. **Classification of identified nonrecurring items (charges and gains) in the accounting books and records of the company.**--If non-recurring items were reported in question III-10 above, please identify where your company recorded these items in your accounting books and records in the normal course of business; i.e., just as responses to question III-10 identify where these items are reported in question III-9a.

--

III-12. **Asset values.**--Report the total assets (i.e., both current and long-term assets) associated with the production, warehousing, and sale of VMFCs. If your firm does not maintain some or all of the specific asset information necessary to calculate total assets for VMFCs in the normal course of business, please estimate this information based upon a method (such as production, sales, or costs) that is consistent with relevant cost allocations in question III-9a. Provide data as of the end of your firm's three most recently completed fiscal years.

Note: Total assets should reflect net assets after any accumulated depreciation and allowances deducted.

Total assets should be allocated to the subject products if these assets are also related to other products. Please provide a brief explanation if there are any substantial changes in total asset value during the period; e.g., due to asset write-offs, revaluation, and major purchases.

Value (in \$1,000)			
Item	Fiscal years ended--		
	2016	2017	2018
Total assets (net) ¹			
¹ Describe _____			

III-13. **Capital expenditures and research and development expenses.**--Report your firm's capital expenditures and research and development expenses for VMFCs. Provide data for your firm's three most recently completed fiscal years, and for the specified interim periods.

Value (in \$1,000)					
Item	Fiscal years ended--			January-June	
	2016	2017	2018	2018	2019
Capital expenditures ¹					
Research and development expenses ²					
¹ Please describe the nature, focus, and significance of your firm's capital expenditures on the subject product. _____ ² Please describe the nature, focus, and significance of your firm's R&D expenses related to subject product. _____					

III-14. **Data consistency and reconciliation.**--Please indicate whether your firm's financial data for questions III-9a, 12, and 13 are based on a calendar year or on your firm's fiscal year:

Calendar year	Fiscal year	Specify fiscal year
<input type="checkbox"/>	<input type="checkbox"/>	

Please note the quantities and values reported in question III-9a should reconcile with the data reported in question II-7 (including export shipments) as long as they are reported on the same calendar year basis.

***RECONCILIATION OF TRADE VS FINANCIAL DATA.**--Please ensure that the quantities and values reported for total shipments in part II equal the quantities and values reported for total net sales in part III of this questionnaire in each time period unless the financial data from part III are reported on a fiscal year basis, in which case only the interim periods must reconcile. If the calculated fields below return values other than zero (i.e., "0") and both are being reported on a calendar basis, please explain the discrepancy below.*

Reconciliation	Fiscal years ended--			January-June	
	2016	2017	2018	2018	2019
Quantity: Trade data from question II-6 (lines D, F, H, and J) less financial total net sales quantity data from question III-9a, = zero ("0").	0	0	0	0	0
Value: Trade data from question II-6 (lines E, G, I, and K) less financial total net sales value data from question III-9a, = zero ("0").	0	0	0	0	0

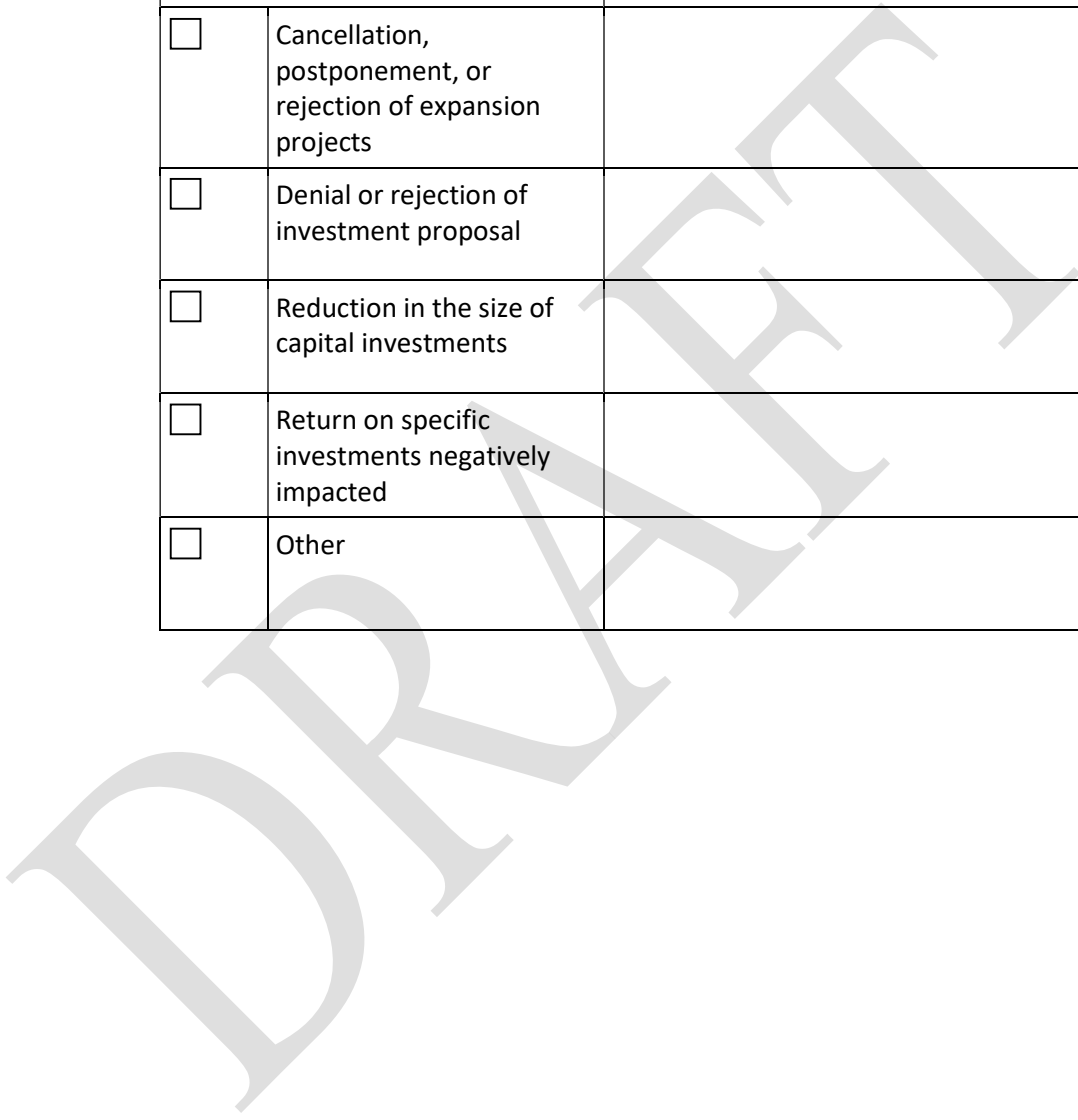
Do these data in question III-9a reconcile with data in question II-7?

Yes	No	If no, please explain.
<input type="checkbox"/>	<input type="checkbox"/>	

III-15. **Effects of imports on investment.**--Since January 1, 2016, has your firm experienced any actual negative effects on its return on investment or the scale of capital investments as a result of imports of VMFCs from China?

No	Yes	If yes, my firm has experienced actual negative effects as follows.
<input type="checkbox"/>	<input type="checkbox"/>	

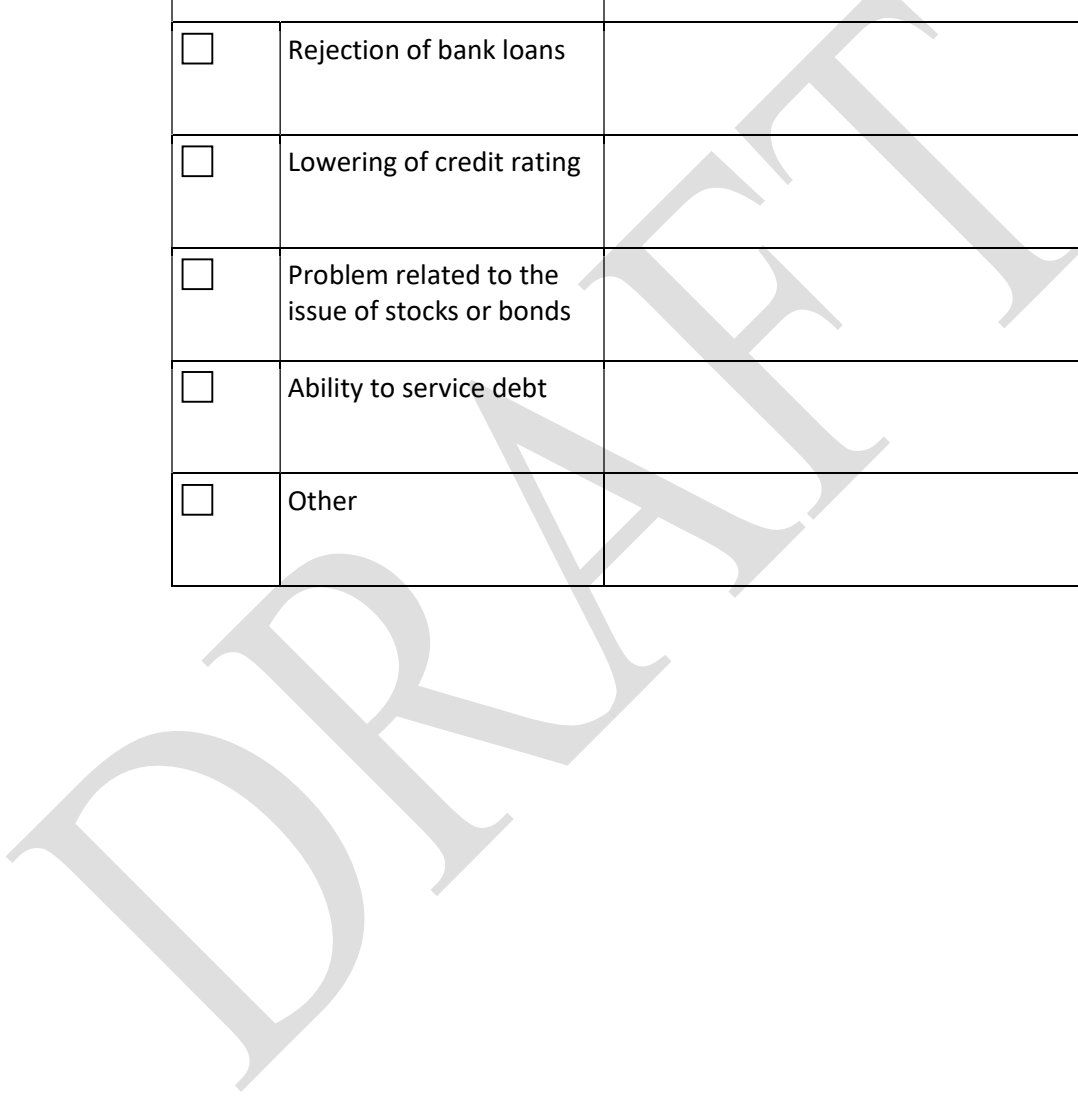
<i>(check as many as appropriate)</i>		<i>(please describe)</i>
<input type="checkbox"/>	Cancellation, postponement, or rejection of expansion projects	
<input type="checkbox"/>	Denial or rejection of investment proposal	
<input type="checkbox"/>	Reduction in the size of capital investments	
<input type="checkbox"/>	Return on specific investments negatively impacted	
<input type="checkbox"/>	Other	



III-16. **Effects of imports on growth and development.**--Since January 1, 2016, has your firm experienced any actual negative effects on its growth, ability to raise capital, or existing development and production efforts (including efforts to develop a derivative or more advanced version of the product) as a result of imports of VMFCs from China?

No	Yes	
<input type="checkbox"/>	<input type="checkbox"/>	If yes, my firm has experienced actual negative effects as follows.

<i>(check as many as appropriate)</i>		<i>(please describe)</i>
<input type="checkbox"/>	Rejection of bank loans	
<input type="checkbox"/>	Lowering of credit rating	
<input type="checkbox"/>	Problem related to the issue of stocks or bonds	
<input type="checkbox"/>	Ability to service debt	
<input type="checkbox"/>	Other	



III-17. **Anticipated effects of imports.**--Does your firm anticipate any negative effects due to imports of VMFCs from China?

No	Yes	If yes, my firm anticipates negative effects as follows.
<input type="checkbox"/>	<input type="checkbox"/>	

III-18. **Other explanations.**--If your firm would like to further explain a response to a question in Part III for which a narrative box was not provided, please note the question number and the explanation in the space provided below. Please also use this space to highlight any issues your firm had in providing the data in this section, including but not limited to technical issues with the MS Word questionnaire.

--

DRAFT

PART IV.--PRICING AND MARKET FACTORS

Further information on this part of the questionnaire can be obtained from Pamela Davis (202-205-2218, pamela.davis@usitc.gov).

IV-1. **Contact information.**--Please identify the individual that Commission staff may contact regarding the confidential information submitted in part IV.

Name	
Title	
Email	
Telephone	

PRICE DATA

IV-2a. This question requests quarterly quantity and value data for your firm's commercial shipments to unrelated U.S. customers since January 1, 2016 of the following products produced by your firm.

Product 1.-- Vertical metal file cabinet, 17.75" — 20.25" deep, two file drawers, letter size (14.0" — 16.25" wide), containing a lock, not containing casters

Product 2.-- Vertical metal file cabinet, 20.75" — 24.25" deep, two file drawers, letter size (14.0" — 16.25" wide), containing a lock, not containing casters

Product 3.-- Vertical metal file cabinet, 27.75" — 29.25" deep, two file drawers, letter size (14.0" — 16.25" wide), containing a lock, not containing casters

Product 4.-- Vertical metal file cabinet, 17.75" — 20.25" deep, two file drawers and one pencil drawer, letter size (14.00" — 16.25" wide), containing a lock, not containing casters

Product 5.-- Vertical metal file cabinet, 17.75" — 20.25" deep, three file drawers, letter size (14.00" — 16.25" wide), containing a lock, not containing casters

Product 6.-- Vertical metal file cabinet, 25.75" — 27.25" deep, four file drawers, letter size (14.00" — 16.25" wide), containing a lock, not containing casters

Please note that values should be f.o.b., U.S. point of shipment and should not include U.S.-inland transportation costs. Values should reflect the final net amount paid to your firm (i.e., should be net of all deductions for discounts or rebates).

IV-2b. During January 2016-June 2019, did your firm produce and sell to unrelated U.S. customers any of the above listed products (or any products that were competitive with these products)?

<input type="checkbox"/>	Yes. --Please complete the following pricing data table as appropriate.
<input type="checkbox"/>	No. --Skip to question IV-3.

IV-2c. **Price data.**--Report below the quarterly price data¹ for pricing products² produced and sold by your firm.

Report data in **units** and **actual dollars** (not 1,000s).

(Quantity in units, value in dollars)						
Period of shipment	Product 1		Product 2		Product 3	
	Quantity	Value	Quantity	Value	Quantity	Value
2016:						
January-March						
April-June						
July-September						
October-December						
2017:						
January-March						
April-June						
July-September						
October-December						
2018:						
January-March						
April-June						
July-September						
October-December						
2019:						
January-March						
April-June						

¹ Net values (i.e., gross sales values less all discounts, allowances, rebates, prepaid freight, and the value of returned goods), f.o.b. your firm's U.S. point of shipment.

² Pricing product definitions are provided on the first page of Part IV.

Note.--If your firm's product does not exactly meet the product specifications but is competitive with the specified product, provide a description of your firm's product. Also, please explain any anomalies in your firm's reported pricing data.

Product 1:

Product 2:

Product 3:

IV-2a. **Price data.** --*Continued* Report below the quarterly price data¹ for pricing products² produced and sold by your firm.

Report data in **units** and **actual dollars** (not 1,000s).

(Quantity in units, value in dollars)						
Period of shipment	Product 4		Product 5		Product 6	
	Quantity	Value	Quantity	Value	Quantity	Value
2016:						
January-March						
April-June						
July-September						
October-December						
2017:						
January-March						
April-June						
July-September						
October-December						
2018:						
January-March						
April-June						
July-September						
October-December						
2019:						
January-March						
April-June						

¹ Net values (i.e., gross sales values less all discounts, allowances, rebates, prepaid freight, and the value of returned goods), f.o.b. your firm's U.S. point of shipment.

² Pricing product definitions are provided on the first page of Part IV.

Note.--If your firm's product does not exactly meet the product specifications but is competitive with the specified product, provide a description of your firm's product. Also, please explain any anomalies in your firm's reported pricing data.

Product 4:

Product 5:

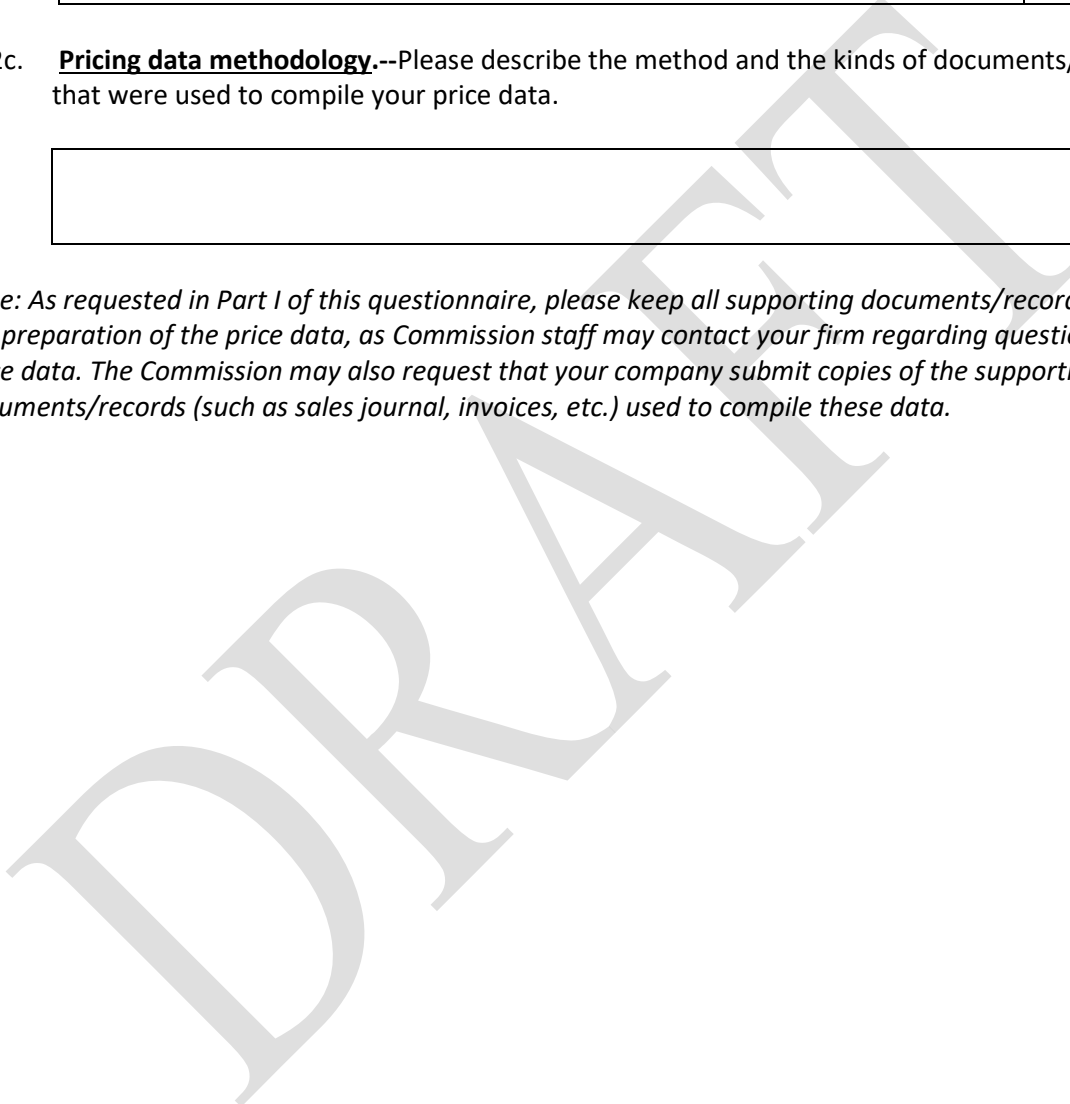
Product 6:

IV-2b. **Price data checklist.**--Please check that the pricing data in question IV-2(b) has been correctly reported.

Is the price data reported above:	√ if Yes
In actual dollars (not \$1,000)?	<input type="checkbox"/>
F.o.b. U.S. point of shipment (i.e., does not include U.S. transport costs)?	<input type="checkbox"/>
Net of all discounts and rebates?	<input type="checkbox"/>
Have returns credited to the quarter in which the sale occurred?	<input type="checkbox"/>
Less than reported commercial shipments in question II-7 in each year?	<input type="checkbox"/>

IV-2c. **Pricing data methodology.**--Please describe the method and the kinds of documents/records that were used to compile your price data.

Note: As requested in Part I of this questionnaire, please keep all supporting documents/records used in the preparation of the price data, as Commission staff may contact your firm regarding questions on the price data. The Commission may also request that your company submit copies of the supporting documents/records (such as sales journal, invoices, etc.) used to compile these data.



IV-3. **Price setting.**--How does your firm determine the prices that it charges for sales of VMFCs (check all that apply)? If your firm issues price lists, please submit sample pages of a recent list.

Transaction by transaction	Contracts	Set price lists	Online price lists	Other	If other, describe
<input type="checkbox"/>	<input type="checkbox"/>	<input type="checkbox"/>	<input type="checkbox"/>	<input type="checkbox"/>	

IV-4. **Discount policy.**--Please indicate and describe your firm's discount policies (check all that apply).

Quantity discounts	Annual total volume discounts	No discount policy	Other	Describe
<input type="checkbox"/>	<input type="checkbox"/>	<input type="checkbox"/>	<input type="checkbox"/>	

IV-5. **Pricing terms.**--On what basis are your firm's prices of domestic VMFCs usually quoted (check one)?

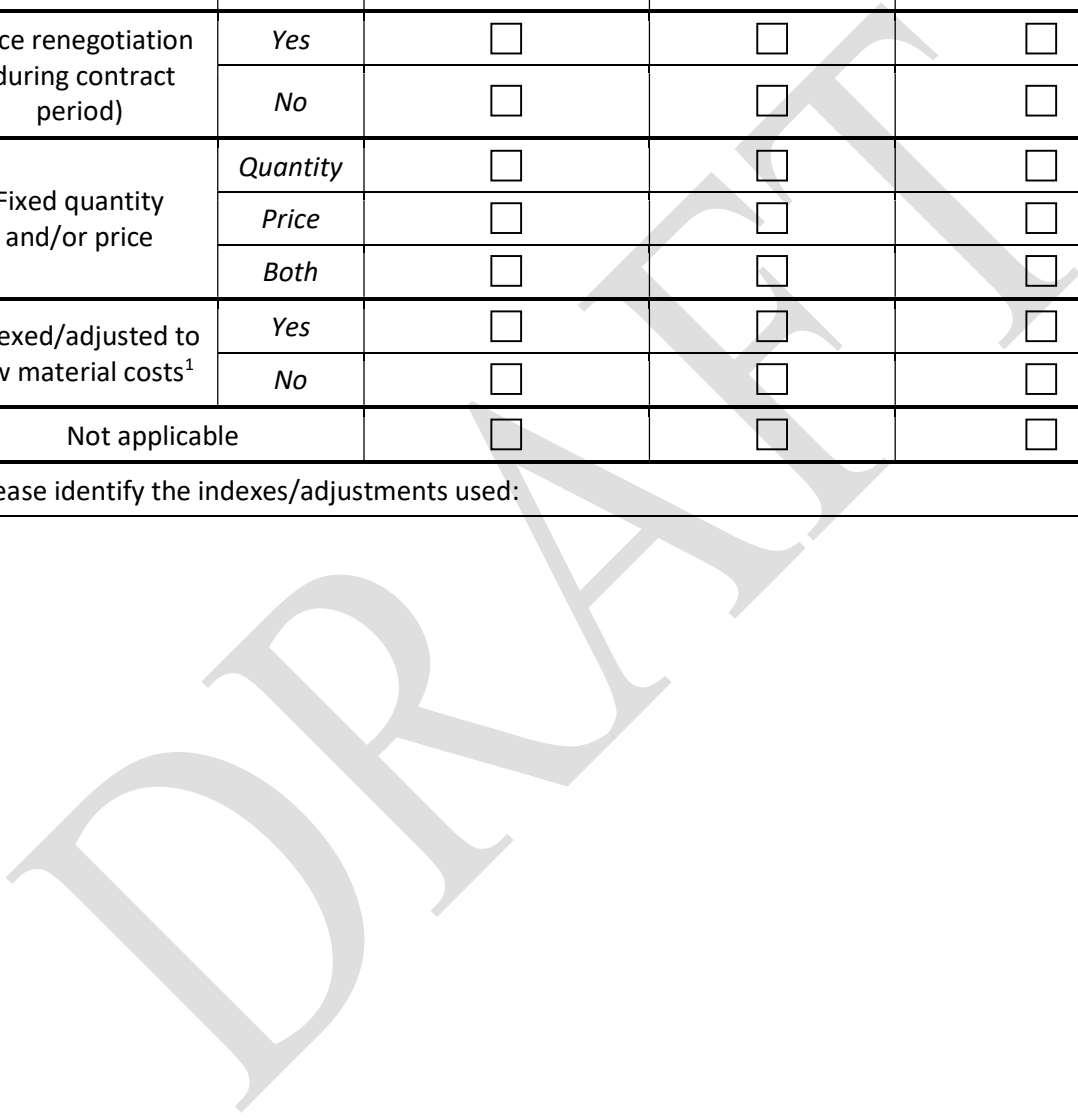
Delivered	F.o.b.	If f.o.b., specify point
<input type="checkbox"/>	<input type="checkbox"/>	

IV-6. **Contract versus spot.**--Approximately what share of your firm's sales of its U.S.-produced VMFCs in 2018 was on a (1) short-term contract basis, (2) annual contract basis, (3) long-term contract basis, and (4) spot sales basis?

Item	Type of sale				Total (should sum to 100.0%)
	Short-term contracts (multiple deliveries for less than 12 months)	Annual contracts (multiple deliveries for 12 months)	Long-term contracts (multiple deliveries for more than 12 months)	Spot sales (for a single delivery)	
Share of 2018 sales	%	%	%	%	0.0 %

IV-7. **Contract provisions.**--Please fill out the table regarding your firm's typical sales contracts for U.S.-produced VMFCs (or check "not applicable" if your firm does not sell on a short-term, annual and/or long-term contract basis).

Typical sales contract provisions	Item	Short-term contracts (multiple deliveries for less than 12 months)	Annual contracts (multiple deliveries for 12 months)	Long-term contracts (multiple deliveries for more than 12 months)
Average contract duration	<i>No. of days</i>		365	
Price renegotiation (during contract period)	<i>Yes</i>	<input type="checkbox"/>	<input type="checkbox"/>	<input type="checkbox"/>
	<i>No</i>	<input type="checkbox"/>	<input type="checkbox"/>	<input type="checkbox"/>
Fixed quantity and/or price	<i>Quantity</i>	<input type="checkbox"/>	<input type="checkbox"/>	<input type="checkbox"/>
	<i>Price</i>	<input type="checkbox"/>	<input type="checkbox"/>	<input type="checkbox"/>
	<i>Both</i>	<input type="checkbox"/>	<input type="checkbox"/>	<input type="checkbox"/>
Indexed/adjusted to raw material costs ¹	<i>Yes</i>	<input type="checkbox"/>	<input type="checkbox"/>	<input type="checkbox"/>
	<i>No</i>	<input type="checkbox"/>	<input type="checkbox"/>	<input type="checkbox"/>
Not applicable		<input type="checkbox"/>	<input type="checkbox"/>	<input type="checkbox"/>
¹ Please identify the indexes/adjustments used:				



IV-8. **Lead times.**--What is your firm's share of sales from inventory and produced to order and what is the typical lead time between a customer's order and the date of delivery for your firm's sales of its U.S.-produced VMFCs?

Source	Share of 2018 sales	Lead time (Average number of days)
From inventory	%	
Produced to order	%	
Total (should sum to 100.0%)	0.0 %	

IV-9. **Shipping information.**--

- (a) What is the approximate percentage of the cost of U.S.-produced VMFCs that is accounted for by U.S. inland transportation costs? _____ percent
- (b) Who generally arranges the transportation to your firm's customers' locations?
 Your firm Purchaser (*check one*)
- (c) Indicate the approximate percentage of your firm's sales of VMFCs that are delivered the following distances from its production facility.

Distance from production facility	Share
Within 100 miles	%
101 to 1,000 miles	%
Over 1,000 miles	%
Total (should sum to 100.0%)	0.0 %

IV-10. **Geographical shipments.**--In which U.S. geographic market area(s) has your firm sold its U.S.-produced VMFCs since January 1, 2016 (check all that apply)?

Geographic area	✓ if applicable
Northeast. --CT, ME, MA, NH, NJ, NY, PA, RI, and VT.	<input type="checkbox"/>
Midwest. --IL, IN, IA, KS, MI, MN, MO, NE, ND, OH, SD, and WI.	<input type="checkbox"/>
Southeast. --AL, DE, DC, FL, GA, KY, MD, MS, NC, SC, TN, VA, and WV.	<input type="checkbox"/>
Central Southwest. --AR, LA, OK, and TX.	<input type="checkbox"/>
Mountains. --AZ, CO, ID, MT, NV, NM, UT, and WY.	<input type="checkbox"/>
Pacific Coast. --CA, OR, and WA.	<input type="checkbox"/>
Other. --All other markets in the United States not previously listed, including AK, HI, PR, and VI.	<input type="checkbox"/>

IV-11. **Substitutes.**—

(a) **Specific substitutes.**--Are these specific products considered as substitutes for VMFCs in the same end use(s)?

Specific substitutes	Are these considered substitutes in the market?		End use(s) in which this substitute is used	Have changes in the price of this substitute affected the price of VMFCs?		
	No	Yes		No	Yes	Explanation
Lateral metal file cabinets	<input type="checkbox"/>	<input type="checkbox"/>		<input type="checkbox"/>	<input type="checkbox"/>	
Pedestal metal file cabinets	<input type="checkbox"/>	<input type="checkbox"/>		<input type="checkbox"/>	<input type="checkbox"/>	
Filing cabinets not made of metal	<input type="checkbox"/>	<input type="checkbox"/>		<input type="checkbox"/>	<input type="checkbox"/>	
Desks or other office furniture with storage capacity	<input type="checkbox"/>	<input type="checkbox"/>		<input type="checkbox"/>	<input type="checkbox"/>	
Electronic document storage	<input type="checkbox"/>	<input type="checkbox"/>		<input type="checkbox"/>	<input type="checkbox"/>	

(b) **Other substitutes.**--Can other products not already listed in part "a" of this question be substituted for VMFCs?

No Yes--Please fill out the table.

Other substitutes	End use in which this substitute is used	Have changes in the price of this substitute affected the price for VMFCs?		
		No	Yes	Explanation
1.		<input type="checkbox"/>	<input type="checkbox"/>	
2.		<input type="checkbox"/>	<input type="checkbox"/>	
3.		<input type="checkbox"/>	<input type="checkbox"/>	
4.		<input type="checkbox"/>	<input type="checkbox"/>	

IV-12. **Demand trends.**--Indicate how demand within the United States and outside of the United States (if known) for VMFCs has changed since January 1, 2016. Explain any trends and describe the principal factors that have affected these changes in demand for your firm and the overall VMFCs market (e.g., general economic growth, office vacancy rates, etc.).

Market	Overall increase	No change	Overall decrease	Fluctuate with no clear trend	Explanation and factors
Within the United States	<input type="checkbox"/>	<input type="checkbox"/>	<input type="checkbox"/>	<input type="checkbox"/>	
Outside the United States	<input type="checkbox"/>	<input type="checkbox"/>	<input type="checkbox"/>	<input type="checkbox"/>	

IV-13. **Product changes.**--Have there been any significant changes in the product range, product mix, or marketing of VMFCs since January 1, 2016?

No	Yes	If yes, please describe and quantify if possible.
<input type="checkbox"/>	<input type="checkbox"/>	

IV-14. **Product characteristics.** –

(a) Please list product characteristics or features (e.g., steel gauge or type of steel, color, finish, design, safety, etc.) that would cause your firm to sell two products with similar dimensions at different prices.

(b) Please list firm-specific product characteristics or features (e.g., steel gauge or type of steel, color, finish, design, safety, etc.) of the VMFCs that would cause two products with similar dimensions to be sold at different prices.

IV-15. Conditions of competition.--

(a) Is the VMFCs market subject to business cycles (other than general economy-wide conditions) and/or other conditions of competition distinctive to VMFCs? If yes, describe.

Check all that apply.	Please describe.
<input type="checkbox"/> No	Skip to question IV-16.
<input type="checkbox"/> Yes-Business cycles (e.g. seasonal business)	
<input type="checkbox"/> Yes-Other distinctive conditions of competition	

(b) If yes, have there been any changes in the business cycles or conditions of competition for VMFCs since January 1, 2016?

No	Yes	If yes, describe.
<input type="checkbox"/>	<input type="checkbox"/>	

IV-16. Supply constraints.--Has your firm refused, declined, or been unable to supply VMFCs since January 1, 2016 (examples include placing customers on allocation or “controlled order entry,” declining to accept new customers or renew existing customers, delivering less than the quantity promised, being unable to meet timely shipment commitments, etc.)?

No	Yes	If yes, please describe.
<input type="checkbox"/>	<input type="checkbox"/>	

IV-17. **Raw materials.**—

(a) How have VFMC raw material prices changed since January 1, 2016?

Item	Overall increase	No change	Overall decrease	Fluctuate with no clear trend	Explain, noting how raw material price changes have affected your firm's selling prices for #abbrproduct.
Cost of raw materials	<input type="checkbox"/>	<input type="checkbox"/>	<input type="checkbox"/>	<input type="checkbox"/>	

(b) **Effect of 232 duties on raw material prices.**--Did the announcement of the 232 investigation in April 2017 or the subsequent imposition of tariffs on imported steel products beginning in March 2018 have an impact on the raw material prices for VMFCs?

Yes—Please indicate the impact in the table below.	No	Don't know
<input type="checkbox"/>	<input type="checkbox"/>	<input type="checkbox"/>

Item	Increase	No change	Decrease	Fluctuate with no clear trend	Explanation and factors
Raw material costs for VMFCs in the U.S. market	<input type="checkbox"/>	<input type="checkbox"/>	<input type="checkbox"/>	<input type="checkbox"/>	
Prices for VFMCs in the U.S. market	<input type="checkbox"/>	<input type="checkbox"/>	<input type="checkbox"/>	<input type="checkbox"/>	

IV-18. **Impact of the section 301 investigation.**-- This question concerns the section 301 investigation and subsequent announcement of additional tariffs that include VMFCs proposed and implemented by the United States in response to Chinese trade practices.

- (a) Has the implementation of tariff remedies in the section 301 investigation impact, or do you anticipate that it will impact, your firm's VMFCs business and/or the U.S. VMFCs market as a whole?

Yes—Please answer b and c.	No	Don't know
<input type="checkbox"/>	<input type="checkbox"/>	<input type="checkbox"/>

- (b) Please indicate the impact of implementation of remedies in the section 301 investigation and tariff actions regarding VMFCs on each of the following factors.

Impact on	Overall Increase	No change	Overall Decrease	Fluctuate with no clear trend
Demand for VMFCs in the U.S. market	<input type="checkbox"/>	<input type="checkbox"/>	<input type="checkbox"/>	<input type="checkbox"/>
Supply of VMFCs imported from China in the U.S. market	<input type="checkbox"/>	<input type="checkbox"/>	<input type="checkbox"/>	<input type="checkbox"/>
Supply of VMFCs imported from sources other than China in the U.S. market	<input type="checkbox"/>	<input type="checkbox"/>	<input type="checkbox"/>	<input type="checkbox"/>
Prices for VMFCs in the U.S. market	<input type="checkbox"/>	<input type="checkbox"/>	<input type="checkbox"/>	<input type="checkbox"/>
Raw materials costs for VMFCs in the U.S. market	<input type="checkbox"/>	<input type="checkbox"/>	<input type="checkbox"/>	<input type="checkbox"/>

- (c) Describe the impact of the 301 tariffs on your firm and the overall market for VMFCs. Please identify the magnitude and timing of the reported effects, and compare your firm's operations/overall market before and after the implementation of tariffs.

IV-20. **Interchangeability**.--Are VMFCs produced in the United States and in other countries interchangeable (i.e., can they physically be used in the same applications)?

Please indicate A, F, S, N, or O in the table below:

A = the products from a specified country-pair are *always* interchangeable

F = the products are *frequently* interchangeable

S = the products are *sometimes* interchangeable

N = the products are *never* interchangeable

O = *no familiarity* with products from a specified country-pair

Country-pair	China	Mexico	Other countries
United States			
China	X		
Mexico	X	X	
For any country-pair producing VMFCs that is <i>sometimes</i> or <i>never</i> interchangeable, identify the country-pair and explain the factors that limit or preclude interchangeable use:			

DRAFT

IV-21. **Factors other than price.**--Are differences other than price (e.g., quality, availability, transportation network, product range, technical support, etc.) between VMFCs produced in the United States and in other countries a significant factor in your firm's sales of the products?

Please indicate A, F, S, N, or O in the table below:

A = such differences are *always* significant

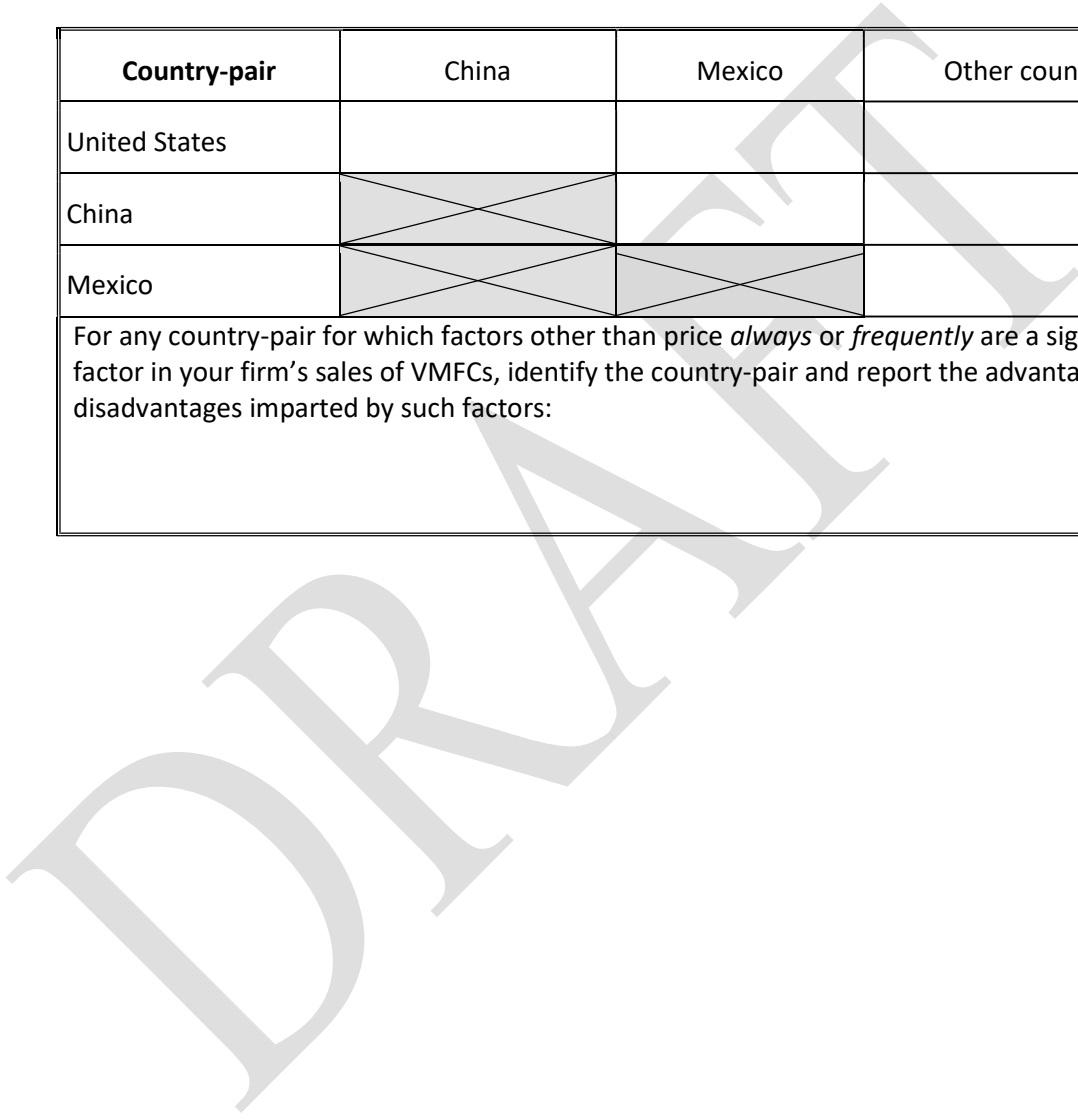
F = such differences are *frequently* significant

S = such differences are *sometimes* significant

N = such differences are *never* significant

O = *no familiarity* with products from a specified country-pair

Country-pair	China	Mexico	Other countries
United States			
China	X		
Mexico	X	X	
For any country-pair for which factors other than price <i>always</i> or <i>frequently</i> are a significant factor in your firm's sales of VMFCs, identify the country-pair and report the advantages or disadvantages imparted by such factors:			



IV-22. **Customer identification.**--List the names and contact information for your firm's 10 largest U.S. customers for VMFCs since January 1, 2016. Indicate the share of the quantity of your firm's total shipments of VMFCs that each of these customers accounted for in 2018.

	Customer's name	City	State	Share of 2018 sales (%)
1				
2				
3				
4				
5				
6				
7				
8				
9				
10				

IV-24. **Other explanations.**--If your firm would like to further explain a response to a question in Part IV for which a narrative response box was not provided, please note the question number and the explanation in the space provided below. Please also use this space to highlight any issues your firm had in providing the data in this section, including but not limited to technical issues with the MS Word questionnaire.

HOW TO FILE YOUR QUESTIONNAIRE RESPONSE

This questionnaire is available as a “fillable” form in MS Word format on the Commission’s website at:

https://www.usitc.gov/investigations/701731/2019/vertical_metal_file_cabinets_china/preliminary.htm

Please do not attempt to modify the format or permissions of the questionnaire document. Please submit the completed questionnaire using one of the methods noted below. If your firm is unable to complete the MS Word questionnaire or cannot use one of the electronic methods of submission, please contact the Commission for further instructions.

- **Upload via Secure Drop Box.**—Upload the MS Word questionnaire along with a scanned copy of the signed certification page (page 1) through the Commission’s secure upload facility:

Web address: <https://dropbox.usitc.gov/oinv/> **Pin:** FILE

- **E-mail.**—E-mail the MS Word questionnaire to Lawrence.jones@usitc.gov; include a scanned copy of the signed certification page (page 1). *Submitters are strongly encouraged to encrypt nonpublic documents that are electronically transmitted to the Commission to protect your sensitive information from unauthorized disclosure. The USITC secure drop-box system and the Electronic Document Information System (EDIS) use Federal Information Processing Standards (FIPS) 140-2 cryptographic algorithms to encrypt data in transit. Submitting your nonpublic documents by a means that does not use these encryption algorithms (such as by email) may subject your firm’s nonpublic information to unauthorized disclosure during transmission. If you choose a non-encrypted method of electronic transmission, the Commission warns you that the risk of such possible unauthorized disclosure is assumed by you and not by the Commission.*

If your firm does not produce this product, please fill out page 1, print, sign, and submit a scanned copy to the Commission.

Parties to this proceeding.—If your firm is a party to this proceeding, it is required to serve a copy of the completed questionnaire on parties to the proceeding that are subject to administrative protective order (see 19 CFR § 207.7). A list of such parties may be obtained from the Commission’s Secretary (202-205-1803). A certificate of service must accompany the completed questionnaire you submit (see 19 CFR § 207.7). Service of the questionnaire must be made in paper form.