

OMB # 0925-XXXX

Expiration Date: XX/XXXX

“SABV and Analyses” knowledge check

Public reporting burden for this collection of information is estimated to average 10 minutes per response, including the time for reviewing instructions, searching existing data sources, gathering and maintaining the data needed, and completing and reviewing the collection of information. An agency may not conduct or sponsor, and a person is not required to respond to, a collection of information unless it displays a currently valid OMB control number. Send comments regarding this burden estimate or any other aspect of this collection of information, including suggestions for reducing this burden, to: NIH, Project Clearance Branch, 6705 Rockledge Drive, MSC 7974, Bethesda, MD 20892-7974, ATTN: PRA (0925-xxxx*). Do not return the completed form to this address.

Menu References Audio On/Off

NIH National Institutes of Health Office of Research on Women's Health

Module 3

Understand the Limitations of Analyses that Ignore Sex Influences and Differences: page 7 of 35

Review the data for this hypothetical experiment. Then select the correct answer.

Data Not Analyzed by Sex

Group	Outcome Measure
Control	~50
Intervention	~50

Analyze Sample Data

What would you say about the effect of the tested intervention on the measured outcome?

- The intervention had an effect.
- The intervention had no effect.

©2019 NIH, Training Opportunity in Health

PREV NEXT

Menu References Audio On/Off

NIH National Institutes of Health Office of Research on Women's Health

Module 3

Understand the Limitations of Analyses that Ignore Sex Influences and Differences: page 9 of 35

Now review the data from the same experiment disaggregated by sex and answer the same question.

Data Analyzed by Sex

Sex	Group	Outcome Measure
Females	Control	~10
	Intervention	~90
Males	Control	~90
	Intervention	~10

Analyze Sample Data

Here are the data again, only this time with sex included in the analysis. What would you say about the effect of the tested intervention on the measured outcome based on this view?

- The intervention had an effect.
- The intervention had no effect.

©2019 NIH, Training Opportunity in Health

PREV NEXT



You've completed the module. Now it's time to test your knowledge.
Select the correct answer, then select Submit.

You can only rigorously analyze data by sex if you have _____.

- Reviewed the literature
- Collected data that includes both sexes
- Included a control and treatment group with at least one sex
- Pooled both sexes in the control and treatment groups

Submit



PREV NEXT



Select the correct answer, then select Submit.

Not analyzing data by sex can lead to an erroneous conclusion.

- True
- False

Submit



PREV NEXT



Select the correct answer, then select Submit.

In what cases should you add a sex-by-treatment interaction term in the statistical model and get a confidence interval for females and males from the model?

- In all studies that consider SABV
- When you are starting with a reasonably strong rationale to hypothesize sex differences
- When confidence level is below 95%
- All the above

Submit

©2019 NIH. Training Opportunity Info Health



PREV NEXT



Select the correct answer, then select Submit.

If the aim of a study is to determine whether sex differences exist, then the design and number of subjects should be powered to detect sex differences.

- True
- False

Submit


©2019 NIH. Training Opportunity Info Health



PREV NEXT

Menu References Audio On/Off

NIH National Institutes of Health
Office of Research on Women's Health


Module 3 

SABV Module 3 Review - Question 5 of 6: page 34 of 35


Select the correct answer, then select Submit.

In a preclinical study designed to specify a treatment dose that is most effective for females and males it is important to study _____.

- Two groups consisting of control and treatment groups in females
- Four groups consisting of control and treatment groups in both sexes
- Pooled data of control and treatment groups
- Two groups consisting of control and treatment groups in males


Submit 

©2019 NIH. Turning Discovery into Health



Menu References Audio On/Off

NIH National Institutes of Health
Office of Research on Women's Health


Module 3 

SABV Module 3 Review - Question 6 of 6: page 35 of 35

Select the correct answer, then select Submit.

What would you do to analyze data from an experiment using factorial design if you want to represent the effects of each independent variable (sex and treatment) as well as their interaction?

- Conduct power analyses
- Pilot a study with small sample size estimations before powering a larger study
- Determine sample size based on the smallest effect expected
- Use a two-way ANOVA

Submit 

©2019 NIH. Turning Discovery into Health

