

2.4 Assignment of License Application (FORM 702)

Firms that wish to transfer one or more of their experimental licenses to another firm or organization use this form. No technical data is entered. If changes are required to technical data, a Modification of License (Form 442) must be submitted in addition to this application.

To transfer one or more experimental licenses click on the **FORM 702** hyperlink. This will open a page requesting you to select whether you are 1) The assignor of the affected licenses or 2) The assignee requesting to assume ownership of the affected licenses.

FCC Form 702 - Assignment of License Call Sign Entry (Transferee Portion) - Microsoft Internet Explorer

Address: <https://selafoff.fcc.gov/oetcf/els/forms/702FilerType.cfm>

FCC Home | Search | Updates | E-Filing | Initiatives | For Consumers | Find People

Office of Engineering and Technology

FCC > FCC E-filing > ELS > FCC Form 702

USER ACCEPTANCE SYSTEM. This site is to be used for testing and demonstration purposes only.

Application for Consent to Assign an Experimental Authorization (FCC Form 702)

Select one of the following options:

I am the assignor of the affected licenses.

I am the assignee requesting to assume ownership of the affected licenses.

Filing Options

- Form 405
- Form 442
- Form 702
- Form 703
- Special Temporary Authority
- Old Add Attachments
- Add Attachments
- Reply to Correspondence
- Amend/Complete Application
- Return to 159 Form

Reports

- Application Status
- Call Sign Search
- Generic Search
- Point Radius Search

Exhibit 2-20: Application for Consent Form 702

2.4.1 Assignor of the Affected Areas

This form applies to all stations authorized under Part 5 of the FCC Rules. This application must be filed where the only change is the Transfer of Control takes place. If other changes are to be made or have been made, the Modification of License application (Form 442) should also be filed.

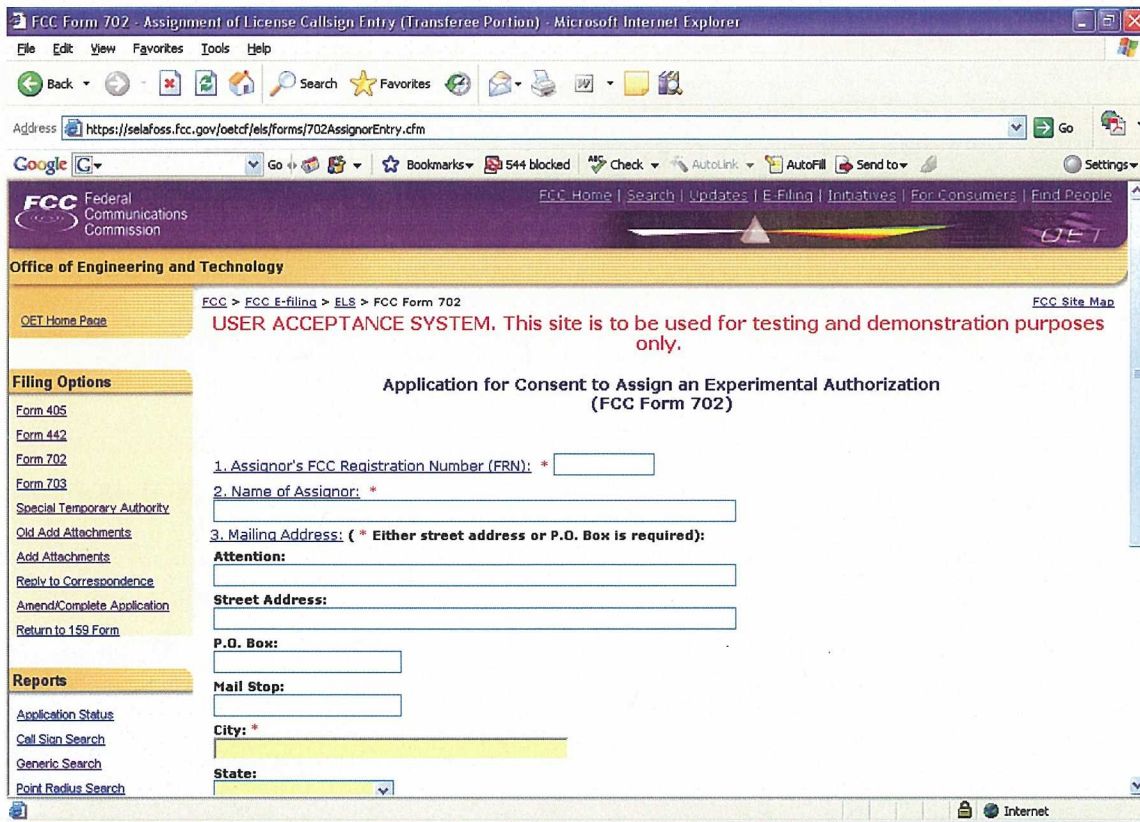


Exhibit 2-21: Consent to Assignor (Assignor of the Affected Areas)

Field	Definition
<u>FCC Registration Number (FRN)</u>	
FRN Number	Enter the 10 digit numeric code obtained when first registered with FCC. To obtain an FRN number, click on the Get FRN Number button.
<u>Name of Assignor</u>	
Name of Corporation	Enter the name and address of the present permittee or licensee who is surrendering the license(s). At a minimum the name, first address line and city must be specified. In addition, the state is required if no country is specified (assuming United States) other than the United States. If a country other than the United States is specified, the state and zip code is not required.
<u>Mailing Address:</u>	
Attention:	Enter the full name of the contact person.
Street Address	Enter the street address of the applicant.
P.O. BOX	If a post office box is provided, enter it into this field.
City	Enter the applicant's city in this field.
State	Enter the applicant's state in this field.
Zip/Postal Code	Enter the zip and/or postal code of the applicant in this field.
Country	If the address is located outside the United States of

Field	Definition
	America, select the country name in this field.
Email Address	Enter the applicant's e-mail address. The e-mail address format is as follows: <u>name@company.ext</u>

The following buttons appear on the form:

Button	Action
Proceed	Click this button to proceed.
Clear	Click this button to clear the current screen.

FCC Form 702 Call Sign Entry

USER ACCEPTANCE SYSTEM. This site is to be used for testing and demonstration purposes only.

Application for Consent to Assign an Experimental Authorization (FCC Form 702)

Provide the call sign for each facility authorized to assignor for which assignment is sought in this application: *

Call sign Delete from list

The following licenses are affected by this application. Click the desired link to delete:

* - At least one call sign to a current license must be entered before this page can be submitted.

Exhibit 2-22: Form 702 Call sign Entry Screen

Once all the steps are performed properly, and the **PROCEED** button has been clicked, the FCC will validate that the license(s) have not expired and/or the license(s) are not part of an Assignment License pending.

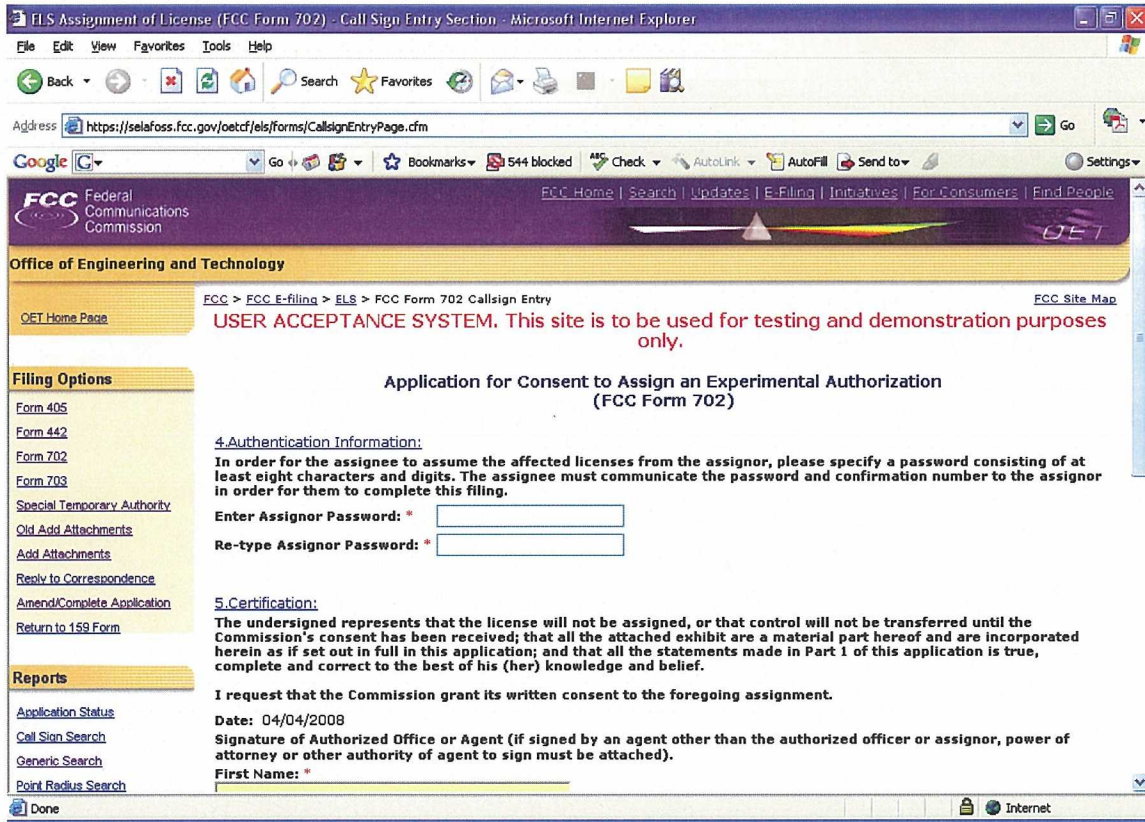


Exhibit 2-23: Consent to Assignor (Authentication Information)

The following fields appear:

Field	Definition
<u>Authentication Information:</u>	
Authentication Information:	In order for the Assignee to obtain and complete this filing, you must specify a password for this filing. The password can be any combination of characters and numbers up to 25 characters in length. It is the licensee's responsibility to inform the Assignee of the following information required to complete this filing: 1. Form 702 Confirmation Number 2. Form 702 File Number 3. Form 702 Password
<u>Certification:</u>	
Certification	By entering the information in this section, the licensee agrees to the terms listed in this section. The person signing this portion of the application must enter at minimum their first and last name. The typed signature is considered to be valid signature.

The following buttons appear on the form:

Button	Action
Proceed	Click this button to proceed.
Clear	Click this button to clear the current screen.

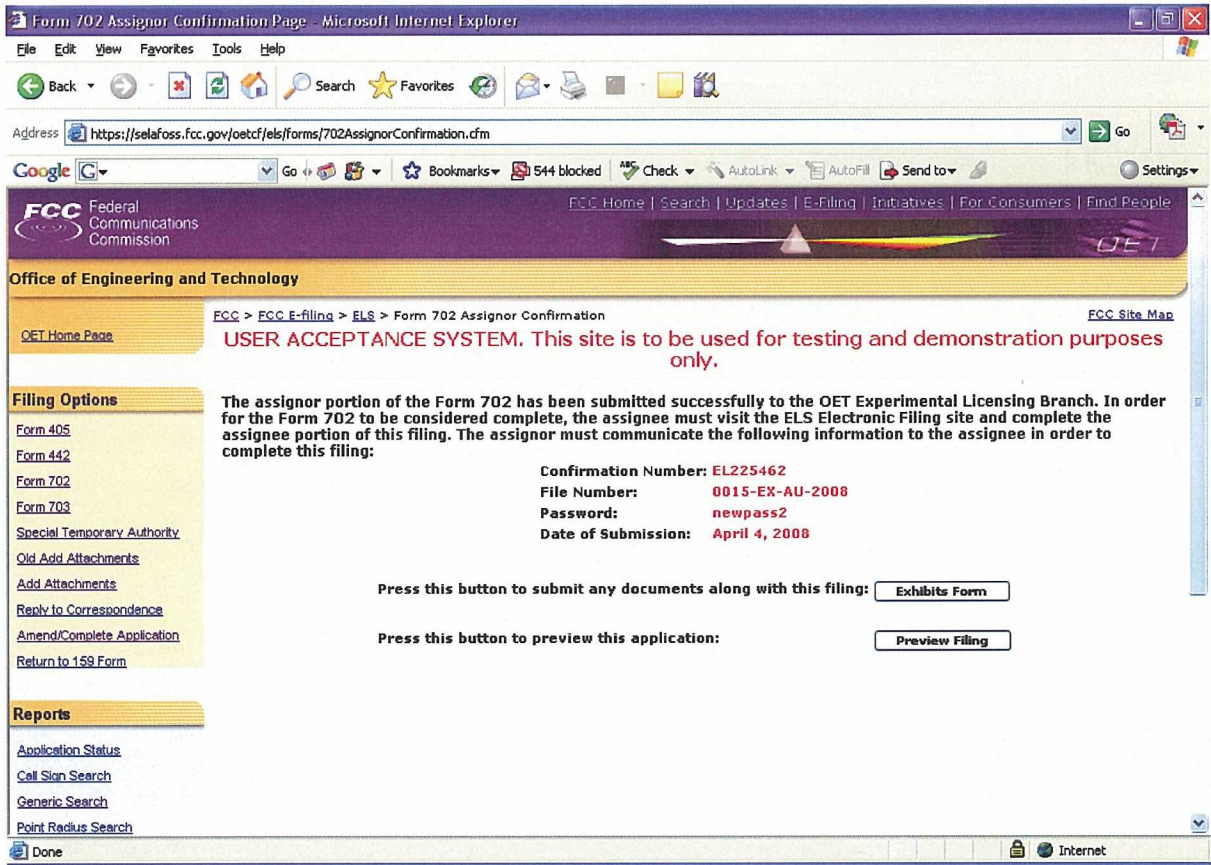


Exhibit 2-244: Form 702 Confirmation Page

The following fields appear on the form:

Field	Definition
Exhibits Form	Press this button to submit any documents along with this filing.
Preview Filing	Press this button to preview this application.

2.4.2 Assignee requesting to assume ownership of the affected licenses

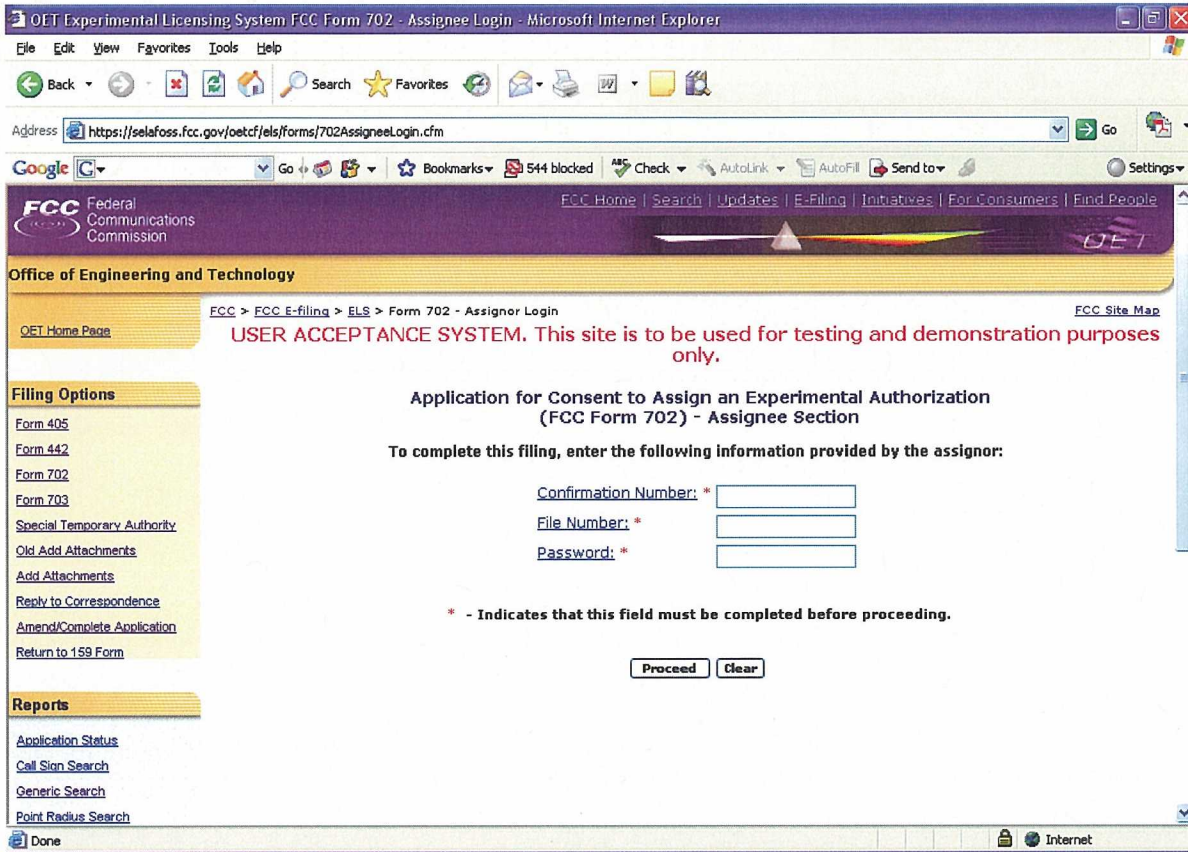


Exhibit 2-255: Application for Consent (Assignee)

The following fields appear on the form:

Field	Definition
Confirmation Number	Enter the confirmation number for the filing that was provided by the assignor.
File Number	Enter the file number that was provided by the assignor.
Password	Enter the password that was provided by the assignor. This field is case-sensitive.

The following buttons appear on the form:

Button	Action
Proceed	Click this button to proceed.
Clear	Click this button to clear the current screen.

FCC Form 702 - Assignment of License (Assignee Portion) - Microsoft Internet Explorer

Address: <https://selafoff.fcc.gov/oetcf/els/forms/702CallsignList.cfm>

FCC Home | Search | Updates | E-Filing | Initiatives | For Consumers | Find People

Office of Engineering and Technology

FCC > FCC E-filing > ELS > FCC Form 702 (Assignor Portion) FCC Site Map

USER ACCEPTANCE SYSTEM. This site is to be used for testing and demonstration purposes only.

Application for Consent to Assign an Experimental Authorization (FCC Form 702)

The following licenses were specified by the licensee. If this list is incorrect, please contact the licensee and do not proceed with this filing:

Call Sign	File Number	Location	Expiration Date
WD2XXK	0017-EX-AL-2008	N/A	N/A
WD2XRC	0018-EX-AL-2008	N/A	05/01/2008
WD2XZF	0019-EX-AL-2008	N/A	05/01/2008

Done Internet

Exhibit 2-266: Call sign Confirmation Screen

A confirmation window providing the number of callsigns entered appears.

Exhibit 2-277: Form 702 (Assignee) Items 1 through 4

Part II to be complete by Assignee:

This section is to be completed by the Assignee that wishes to obtain the legal right to construct or to control the use and operation of a station. This will be as a result of voluntary act (contract or other agreement), or involuntary act (death or legal disability) of grantee of construction authorization or licensee, or by involuntary assignment of the physical property constituting the station in bankruptcy proceedings, or other court order, or by operation of law in any other manner.

Field	Definition
FRN Number:	Enter the 10 digit numeric code obtained when first registered with FCC. To obtain an FRN number, click on the GET FRN button.
Name of Assignee:	Enter the name of the Assignee. NOTE: If a corporation, state corporate name; if a partnership, state names of all partners and the name under which the partnership does Business; if an unincorporated association, state the name of an executive officer, the office held by him/her, and the name of the association. The same name or names should be signed in the place provided at the end of the application, except that in the case of a partnership, the application may be signed in the name of the partnership by one of the partners).
Attention:	Enter the full name of the contact person.
Street Address:	Enter the street address of the applicant.
P.O. BOX:	If a post office box is provided, enter it into this field.
City:	Enter the applicant's city in this field.

Field	Definition
Relation to Assignor	Please select the classification that best describes assignee's relation to assignor. If "OTHER" is specified, submit an exhibit giving details of relation. In addition, if assignee is a subsidiary, please specify the ultimate parent corporation name. Submit on the exhibit the names and addresses of the controlling individuals. Exhibits may be entered immediately after submitting this form or later by selecting the "Add Attachments" option from this web site's menu. NOTE: When submitting this exhibit, please enter "ASSIGNEES RELATION TO ASSIGNOR" in the description field.

personnel; and

iii. All operations will be on an experimental basis in accordance with Part 5 and other applicable rules, and will be conducted in such a manner and at such a time as to preclude harmful interference to any authorized station; and

iv. Grant of the authorization requested herein will not be construed as a finding on the part of the Commission:

1. that the frequencies and other technical parameters specified in the authorization are the best suited for the proposed program of experimentation, and
2. that the applicant will be authorized to operate on any basis other than experimental, and
3. that the Commission is obligated by the results of the experimental program to make provision in its rules including its table of frequency allocations for applicant's type of operation on a regularly licensed basis.

THE APPLICANT FURTHER CERTIFIES THAT:

v. All the statements in the application and attached exhibits are true, complete and correct to the best of the applicant's knowledge; and

vi. The applicant is willing to finance and conduct the experimental program with full knowledge and understanding of the above limitations; and

vii. The applicant waives any claim to the use of any particular frequency or of the electromagnetic spectrum as against the regulatory power of the USA.

Date: 04/04/2008
Signature:
Authorized Signature: *

Individual Applicant Member of Applicant Partnership Officer of Applicant Corporation or Association

* - Indicates that this field must be completed before this page can be submitted.

Last Reviewed/Updated on 08/19/2003

Please send any comments or suggestions for this site to [ELB Systems and Support](#)

Federal Communications Commission
445 12th Street, SW
Washington, DC 20554
[More FCC Contact Information...](#)

Phone: 888-CALL-FCC (225-5322)
TTY: 888-TELL-FCC (835-5322)
Fax: 202-418-0232
E-mail: fccinfo@fcc.gov

- [Web Policies & Privacy Statement](#)
- [Customer Service Standards](#)
- [Freedom of Information Act](#)

Exhibit 2-29: Form 702 Assignee Section (Continued)

The following fields appear on the form.

Field	Definition
Assignee Certification	By entering the information in this section, the assignee agrees to the terms listed in this section. The person signing this portion of the application must enter their first and last name. The typed signature is considered to be a valid signature.
Assignee Classification	Select one of the classifications that best apply to the organization.

If any of the required fields (denoted by asterisks before or after the field name) are not entered in, the applicant will receive an error message when they click the **PROCEED** button. When all fields pass the validation checks, the application will be submitted to the FCC and the applicant will receive a confirmation window.

The screenshot shows a web browser window titled "Form 702 Assignee Confirmation Page - Microsoft Internet Explorer". The address bar shows the URL: <https://selafoos.fcc.gov/oetcf/els/forms/702AssigneeConfirmation.cfm>. The page header includes the FCC logo and navigation links like "FCC Home", "Search", "Updates", "E-filing", "Initiatives", "For Consumers", and "Find People".

The main content area is titled "Office of Engineering and Technology" and contains the following information:

- Navigation:** FCC > FCC E-filing > ELS > Form 702 Assignee Confirmation
- Warning:** **USER ACCEPTANCE SYSTEM. This site is to be used for testing and demonstration purposes only.**
- Confirmation Message:** The assignment of license application has been submitted successfully to the OET Experimental Licensing Branch. Please print or record the following information and save for future reference:
 - Form 702 Confirmation Number: **EL225462**
 - Form 702 File Number: **0015-EX-AU-2008**
 - Date of Submission: **April 4, 2008**
- Action Buttons:**
 - Press this button to begin document submission process:
 - Press this button to preview this application:
 - Press this button to complete submission of this application:
- Warning:** **WARNING: ALL APPLICATIONS FILED BUT NOT COMPLETED BY THE APPLICANT WILL BE REMOVED FROM THE SYSTEM AFTER THIRTY CALENDAR DAYS.**

The left sidebar contains "Filing Options" (Form 405, Form 442, Form 702, Form 703, Special Temporary Authority, Old Add Attachments, Add Attachments, Reply to Correspondence, Amend/Complete Application, Return to 159 Form) and "Reports" (Application Status, Call Sign Search, Generic Search, Point Radius Search).

Exhibit 2-290: Form 702 (Assignee) Confirmation Window

At this point, the applicant may either proceed to the Exhibits Entry Page to upload any required exhibits or indicate the application is complete, proceeding them further to Form 159. For instructions on uploading exhibits please review Section 2.3.1. Adding Exhibits.