

# UNITED STATES CENSUS OF AGRICULTURE – 2020 CONTENT TEST

Form Number: 20-A100  
(06/08/2020) Draft 15



National Agricultural  
Statistics Service

Return your  
completed report to:

Census of Agriculture  
1201 East 10th Street  
Jeffersonville, IN 47132

**OFFICE USE ONLY**

0013		
0011	0012	
0014	0015	0016
0021	0022	0023

20-A100

*Make corrections to name, address, and ZIP code if necessary.*

Complete your report by mail or via the internet at [www.agcounts.usda.gov](http://www.agcounts.usda.gov).

- **Your report is due by February 5, 2021.**
- To fill out the paper form, use a black or blue ballpoint pen.
- **Duplicate forms?** If you received extra Census report forms for the SAME farming operation, return all report forms in the same envelope with this completed report.

Print the information below for the person completing this form:

Name  
1092

Area Code and Phone Number  
1093  -  -

Date Completed (MM-DD-YYYY)  
1094  -  -

E-mail  
1095

**THANK YOU FOR YOUR COOPERATION.**  
**Questions? Call us toll free at 1-888-424-7828.**

¿Preguntas? Llámenos libre de cargos al 1-888-424-7828.

The information you provide will be used for statistical purposes only. Your responses will be kept confidential and any person who willfully discloses ANY identifiable information about you or your operation is subject to a jail term, a fine, or both. This survey is conducted in accordance with the Confidential Information Protection provisions of Title V, Subtitle A, Public Law 107-347 and other applicable Federal laws. For more information on how we protect your information please visit: [www.nass.usda.gov/confidentiality](http://www.nass.usda.gov/confidentiality). Response to this survey is voluntary under Title 7 USC 2204(g) Public Law 105-113.

According to the Paperwork Reduction Act of 1995, an agency may not conduct or sponsor, and a person is not required to respond to, a collection of information unless it displays a valid OMB control number. The valid OMB number is 0535-0243. The time required to complete this information collection is estimated to average 50 minutes per response, including the time for reviewing instructions, searching existing data sources, gathering and maintaining the data needed, and completing and reviewing the collection of information.

## SECTION 1 ACREAGE IN 2020

Report land owned, rented, or used by you, your spouse, or by the partnership, corporation, or organization named on the front of this form. Include ALL LAND, REGARDLESS OF LOCATION OR USE - cropland, Conservation Reserve Program (CRP) and Wetlands Reserve Program (WRP) land, pastureland, rangeland, woodland, idle land, farmsteads, etc.

1. Number of acres OWNED. . . . . 0043  Mark "X" if None

BOX A

2. Total number of acres RENTED or LEASED FROM OTHERS

<p><u>INCLUDE</u></p> <ul style="list-style-type: none"> <li>• land worked by you on shares</li> <li>• land used rent free in exchange for services, payment of taxes, etc.</li> <li>• Federal, State, and railroad land leased on a per acre basis</li> <li>• land rented or leased by you for cash</li> </ul>	<p><u>EXCLUDE</u></p> <ul style="list-style-type: none"> <li>• land used on a fee per head or animal unit month (AUM) basis. . . . . 0044 <input type="checkbox"/></li> </ul>
---	---

BOX B

3. Number of acres RENTED or LEASED TO OTHERS

<p><u>INCLUDE ACRES</u></p> <ul style="list-style-type: none"> <li>• worked on shares by others</li> <li>• subleased</li> <li>• rented or leased to others for cash</li> <li>• used rent free in exchange for services, payment of taxes, etc.</li> </ul>	<p><u>EXCLUDE ACRES:</u></p> <ul style="list-style-type: none"> <li>• enrolled in Conservation Reserve Program (CRP)</li> <li>• enrolled in Wetlands Reserve Program (WRP)</li> <li>• enrolled in Farmable Wetlands Program (FWP)</li> <li>• enrolled in Conservation Reserve Enhancement Program (CREP)</li> <li>• rented or leased to others part of the year</li> <li>• used on a fee per head or animal unit month (AUM) basis . . . . . 0045 <input type="checkbox"/></li> </ul>
---	---

BOX C

a. How many acres rented or leased to others (Box C above) did this operation own? . . . . . 0053  Mark "X" if None

Number of Acres

4. Enter the figures from the boxes above to determine your total acres operated:

BOX A	+	BOX B	-	BOX C	=	0046	BOX D

5. Does the figure in **Box D** = 0 or are you a landlord only?

**Yes** - Refer to the instruction sheet to complete this form

**No** - Continue

6. Did this operation pay on a fee per head or animal unit month (AUM) basis to use any land? 0040

1  **Yes** - Continue                      3  **No** - Go to item 7                      Don't Know  0041

Number of Acres

a. If yes, how many acres? . . . . . 1160  0041

b. DO NOT include these acres in the boxes above. If you did, **GO BACK** and **EXCLUDE** them from the boxes above and recalculate BOX D.

7. Considering the total acres in Box D above, in what county was the largest value of this operation's agricultural products raised or produced?

<p>0055</p> <table border="1" style="width: 100%; border-collapse: collapse;"> <tr style="background-color: #d9ead3;"> <th style="text-align: center;">Principal County Name</th> </tr> <tr> <td style="height: 20px;"> </td> </tr> </table>	Principal County Name		<p>0060</p> <table border="1" style="width: 100%; border-collapse: collapse;"> <tr style="background-color: #d9ead3;"> <th style="text-align: center;">State</th> </tr> <tr> <td style="height: 20px;"> </td> </tr> </table>	State		<p>0056</p> <table border="1" style="width: 100%; border-collapse: collapse;"> <tr style="background-color: #d9ead3;"> <th style="text-align: center;">Number of Acres</th> </tr> <tr> <td style="height: 20px;"> </td> </tr> </table>	Number of Acres	
Principal County Name								
State								
Number of Acres								

a. If this operation had agricultural activity in any **other** county, enter the county name(s), etc.

<p>3026</p> <table border="1" style="width: 100%; border-collapse: collapse;"> <tr style="background-color: #d9ead3;"> <th style="text-align: center;">Other County Name(s)</th> </tr> <tr> <td style="height: 20px;"> </td> </tr> </table>	Other County Name(s)		<p>3031</p> <table border="1" style="width: 100%; border-collapse: collapse;"> <tr style="background-color: #d9ead3;"> <th style="text-align: center;">State</th> </tr> <tr> <td style="height: 20px;"> </td> </tr> </table>	State		<p>0057</p> <table border="1" style="width: 100%; border-collapse: collapse;"> <tr style="background-color: #d9ead3;"> <th style="text-align: center;">Number of Acres</th> </tr> <tr> <td style="height: 20px;"> </td> </tr> </table>	Number of Acres	
Other County Name(s)								
State								
Number of Acres								
<p>3027</p> <table border="1" style="width: 100%; border-collapse: collapse;"> <tr style="background-color: #d9ead3;"> <th style="text-align: center;">Other County Name(s)</th> </tr> <tr> <td style="height: 20px;"> </td> </tr> </table>	Other County Name(s)		<p>3032</p> <table border="1" style="width: 100%; border-collapse: collapse;"> <tr style="background-color: #d9ead3;"> <th style="text-align: center;">State</th> </tr> <tr> <td style="height: 20px;"> </td> </tr> </table>	State		<p>0058</p> <table border="1" style="width: 100%; border-collapse: collapse;"> <tr style="background-color: #d9ead3;"> <th style="text-align: center;">Number of Acres</th> </tr> <tr> <td style="height: 20px;"> </td> </tr> </table>	Number of Acres	
Other County Name(s)								
State								
Number of Acres								
<p>3028</p> <table border="1" style="width: 100%; border-collapse: collapse;"> <tr style="background-color: #d9ead3;"> <th style="text-align: center;">Other County Name(s)</th> </tr> <tr> <td style="height: 20px;"> </td> </tr> </table>	Other County Name(s)		<p>3033</p> <table border="1" style="width: 100%; border-collapse: collapse;"> <tr style="background-color: #d9ead3;"> <th style="text-align: center;">State</th> </tr> <tr> <td style="height: 20px;"> </td> </tr> </table>	State		<p>0059</p> <table border="1" style="width: 100%; border-collapse: collapse;"> <tr style="background-color: #d9ead3;"> <th style="text-align: center;">Number of Acres</th> </tr> <tr> <td style="height: 20px;"> </td> </tr> </table>	Number of Acres	
Other County Name(s)								
State								
Number of Acres								

## SECTION 2 LAND USE IN 2020

Report how the acres in Box D on the previous page were used.

- For acres used for more than one purpose, report them in the first item that applies.
- Report each acre only once on this page.
- Report acres in CRP, WRP, FWP, and CREP in the most appropriate land use below.

### 1. Cropland

a. Cropland harvested

INCLUDE

- land from which field crops were harvested or hay was cut
- land used for vegetables
- land used for nursery and greenhouses (rounded to the nearest acre)
- land used for orchards, vineyards, citrus groves, Christmas trees, short rotation woody crops, fruits, nuts, and berries (bearing and nonbearing) . . . . . 0787

Mark "X" if None

Number of Acres

--

b. Cropland on which all crops failed or were abandoned – Exclude land in orchards and vineyards . . . . . 0790

--

c. Cropland in summer fallow (cultivated cropland on which no crops or hay were harvested during the 2020 growing season) . . . . . 0791

--

d. Cropland idle or used for cover crops or soil-improvement but not harvested and not pastured or grazed. . . . . 1062

--

### 2. Pasture

a. Permanent pasture and rangeland . . . . . 0796

--

b. Woodland pastured. . . . . 0794

--

c. Other pasture and grazing land (including rotational pasture) that could have been used for crops without additional improvements . . . . . 0788

--

### 3. Woodland not pastured

INCLUDE

- woodlots
- timber tracts
- sugarbush . . . . . 0795

--

### 4. All other land

INCLUDE

- farmsteads, home, and buildings
- home gardens
- livestock facilities
- ponds
- roads
- wasteland, etc. . . . . 0797

--

**BOX E**

5. **TOTAL ACRES** - Add items 1-4 to determine your total acres operated . . . . . 0798

--

6. Does **Box E** above = **Box D** on the previous page?

**Yes** - Continue

**No** - Go back and correct your figures. These figures should be the same.

The acres in Box E will be referred to as “this operation” for the remainder of this form.

### SECTION 3 LAND RENTED OR LEASED FROM OTHERS FOR CASH

1. In 2020, did this operation **rent or lease** any cropland or pasture acres from others **for cash**? Exclude land rented or leased on a share basis, per head or AUM basis, free of charge, and rent that includes buildings, such as barns.

3420 1  **Yes** - Complete this section      3  **No** - Go to SECTION 4

	Mark "X" if None	Number of Acres
2. How many acres of <b>non-irrigated cropland</b> were rented or leased for cash? Include fruit, nut, berry, vineyard, nursery, and hay land . . . . . 3421	<input type="checkbox"/>	
3. How many acres of <b>irrigated cropland</b> were rented or leased for cash? Include fruit, nut, berry, vineyard, nursery, and hay land . . . . . 3424	<input type="checkbox"/>	
4. How many acres of <b>permanent pasture, grazing, or grassland</b> were rented or leased for cash? Exclude Federal, State, and other types of land rented or leased on an animal unit month (AUM) basis . . . . . 3427	<input type="checkbox"/>	

### SECTION 4 LAND USE PRACTICES

	Mark "X" if None	Number of Acres
1. During 2020, considering the <b>total acres</b> on this operation, how many acres –		
a. Were drained by tile? . . . . . 3450	<input type="checkbox"/>	
b. Were artificially drained by ditches? . . . . . 3451	<input type="checkbox"/>	
c. Were under a conservation easement? . . . . . 3452	<input type="checkbox"/>	
2. During 2020, considering the <b>cropland acres</b> on this operation, [on] how many acres –		
a. Were no-till practices used? . . . . . 3455	<input type="checkbox"/>	
b. Were <b>reduced</b> (conservation) tillage, excluding no-till, practices used? . . . . . 3454	<input type="checkbox"/>	
c. Were <b>intensive</b> (conventional) tillage practices used? . . . . . 3453	<input type="checkbox"/>	
d. Were planted to a cover crop? (Cover crops are planted primarily for managing soil fertility, soil quality, and controlling weeds, pests, and diseases.) Exclude CRP acres. . . . . 3456	<input type="checkbox"/>	
3. At any time during 2020, did this operation use precision agriculture practices to manage crops or livestock? This would include the use of global positioning (GPS) guidance systems, GPS yield and soil monitors/maps, variable rate input applications, use of drones for scouting, electronic tagging and monitoring of animals, etc. . . . . 1165	1 <input type="checkbox"/> <b>Yes</b> 3 <input type="checkbox"/> <b>No</b>	

4. During 2020, were there any irrigation systems or irrigation equipment available on this operation?

INCLUDE      EXCLUDE  
 • *Sprinklers, ditches or furrows, drip or trickle irrigation, flooding, etc.*      • *Water used exclusively for home use or aquaculture*

1166 1  **Yes** - Continue      3  **No** - Go to SECTION 5

		Number of Acres
a. How many acres in your operation have access to irrigation systems or irrigation equipment? . . . . . 1167	<input type="checkbox"/>	
b. How many acres of harvested cropland were irrigated? . . . . . 0680	<input type="checkbox"/>	
c. How many acres of all other land were irrigated? Include pasture and rangeland, CRP and failed cropland, and all other non-harvested cropland . . 0681	<input type="checkbox"/>	
d. Do you intend to use irrigation systems or irrigation equipment on this operation in the future? . . . . . 1168	1 <input type="checkbox"/> <b>Yes</b> 3 <input type="checkbox"/> <b>No</b>	

**SECTION 5 CROP INSURANCE, CONSERVATION RESERVE PROGRAM AND OTHER GOVERNMENT PROGRAMS**






		Mark "X" if None	Number of Acres
1.	How many acres in this operation were covered under any crop insurance policy in 2020? . . . . .	1067 <input type="checkbox"/>	
2.	How many acres in this operation were enrolled in the Conservation Reserve Program (CRP), Wetlands Reserve Program (WRP), Farmable Wetlands Program (FWP), or Conservation Reserve Enhancement Program (CREP) on September 30, 2020? . . . . .	0683 <input type="checkbox"/>	
			Dollars
a.	What was the amount received in 2020 for participation in these programs? . . . . .	0685 <input type="checkbox"/>	\$ .00
3.	What was the amount received in 2020 for all other Federal agricultural program payments? Exclude any type of insurance payments received. . . . .	1422 <input type="checkbox"/>	\$ .00
4.	What was the amount received in 2020 from state and local government agricultural program payments? . . . . .	1423 <input type="checkbox"/>	\$ .00
5.	What was the total amount received in 2020 from Commodity Credit Corporation (CCC) loans for all commodities? . . . . .	1411 <input type="checkbox"/>	\$ .00
6.	What was the total amount spent in 2020 to repay CCC loans? . . . . .	1414 <input type="checkbox"/>	\$ .00
7.	Do you know that you have the right to appeal an adverse program decision to USDA's National Appeals Division? . . . . .	1416	1 <input type="checkbox"/> Yes 3 <input type="checkbox"/> No

**SECTION 6 TYPE OF ORGANIZATION**

1. In 2020, was more than 50 percent of this operation owned by an operator's household and/or extended family?  
 Mark "yes" if more than 50 percent of the assets of this operation are owned by one of the operators, members of their household, and/or other persons related to them by blood, marriage, or adoption, including relatives not residing in his/her household. Consider only farm and ranch assets owned – not rented or leased – by this operation, and exclude the assets held by non-family landlords and contractors . . . . . 1672 1  Yes 3  No

2. Was this operation organized as a Limited Liability Company (LLC) under State law? . . . 1673 1  Yes 3  No

3. In 2020, what was this operation's legal status for tax purposes? Mark one answer only:  
 1671

1 <input type="checkbox"/> Family or individual operation – Exclude partnerships and corporations.
2 <input type="checkbox"/> Partnership operation – Include family partnerships.  • Is this partnership registered under state law? . . . 1567 1 <input type="checkbox"/> Yes 3 <input type="checkbox"/> No
3 <input type="checkbox"/> Incorporated under state law –  • Is this a family-held corporation? . . . . . 1681 1 <input type="checkbox"/> Yes 3 <input type="checkbox"/> No  • Are there more than 10 stockholders? . . . . . 1683 1 <input type="checkbox"/> Yes 3 <input type="checkbox"/> No
4 <input type="checkbox"/> Other –  • Estate or trust . . . . . 1674 1 <input type="checkbox"/> Yes 3 <input type="checkbox"/> No  • Grazing association, government facility or American Indian reservation . . . . . 1675 1 <input type="checkbox"/> Yes 3 <input type="checkbox"/> No • Other, specify type . . . . . 1676 <input type="text"/>

4. In 2020, how many households shared in the net farm income of this operation? . . . . . 1608

## SECTION 7 PERSONAL CHARACTERISTICS

1. In 2020, how many men and women were involved in decisions for this operation (include family members and hired managers)? Exclude hired workers unless they were a hired manager or family member. . . . . 1571

Men	Women

2. Answer the following questions for up to four individuals who were involved in the decisions for this operation as of **December 31, 2020.**

	Person 1	Person 2	Person 3	Person 4
	1836	1852	1872	1873
a. Full name . . . . .				
b. Is this person completing this form?	1610 1 <input type="checkbox"/> Yes 3 <input type="checkbox"/> No	1611 1 <input type="checkbox"/> Yes 3 <input type="checkbox"/> No	1612 1 <input type="checkbox"/> Yes 3 <input type="checkbox"/> No	1613 1 <input type="checkbox"/> Yes 3 <input type="checkbox"/> No
c. Sex . . . . .	1926 1 <input type="checkbox"/> Male 2 <input type="checkbox"/> Female	1586 1 <input type="checkbox"/> Male 2 <input type="checkbox"/> Female	1597 1 <input type="checkbox"/> Male 2 <input type="checkbox"/> Female	1614 1 <input type="checkbox"/> Male 2 <input type="checkbox"/> Female
d. What was this person's age on December 31, 2020?	1925 <input style="width: 50px; height: 20px;" type="text"/> age	1585 <input style="width: 50px; height: 20px;" type="text"/> age	1596 <input style="width: 50px; height: 20px;" type="text"/> age	1615 <input style="width: 50px; height: 20px;" type="text"/> age
e. Is this person of Hispanic, Latino, or Spanish origin? . . . . .	1927 Hispanic, Latino, or Spanish origin 1 <input type="checkbox"/> Yes 3 <input type="checkbox"/> No	1587 Hispanic, Latino, or Spanish origin 1 <input type="checkbox"/> Yes 3 <input type="checkbox"/> No	1598 Hispanic, Latino, or Spanish origin 1 <input type="checkbox"/> Yes 3 <input type="checkbox"/> No	1622 Hispanic, Latino, or Spanish origin 1 <input type="checkbox"/> Yes 3 <input type="checkbox"/> No
f. Race . . . . .	<p><b>Mark one or more.</b></p> 2701 <input type="checkbox"/> White 2702 <input type="checkbox"/> Black or African American 2703 <input type="checkbox"/> American Indian or Alaska Native. Specify tribe <input style="width: 50px;" type="text"/> 2733 <input style="width: 50px; height: 20px;" type="text"/> 2705 <input type="checkbox"/> Asian 2704 <input type="checkbox"/> Native Hawaiian or Other Pacific Islander	<p><b>Mark one or more.</b></p> 1801 <input type="checkbox"/> White 1802 <input type="checkbox"/> Black or African American 1803 <input type="checkbox"/> American Indian or Alaska Native. Specify tribe <input style="width: 50px;" type="text"/> 1833 <input style="width: 50px; height: 20px;" type="text"/> 1805 <input type="checkbox"/> Asian 1804 <input type="checkbox"/> Native Hawaiian or Other Pacific Islander	<p><b>Mark one or more.</b></p> 1901 <input type="checkbox"/> White 1902 <input type="checkbox"/> Black or African American 1903 <input type="checkbox"/> American Indian or Alaska Native. Specify tribe <input style="width: 50px;" type="text"/> 1933 <input style="width: 50px; height: 20px;" type="text"/> 1905 <input type="checkbox"/> Asian 1904 <input type="checkbox"/> Native Hawaiian or Other Pacific Islander	<p><b>Mark one or more.</b></p> 1616 <input type="checkbox"/> White 1617 <input type="checkbox"/> Black or African American 1618 <input type="checkbox"/> American Indian or Alaska Native. Specify tribe <input style="width: 50px;" type="text"/> 1619 <input style="width: 50px; height: 20px;" type="text"/> 1620 <input type="checkbox"/> Asian 1621 <input type="checkbox"/> Native Hawaiian or Other Pacific Islander
g. At which occupation did this person spend the majority (50 percent or more) of his/her worktime in 2020? . . . . .	1928 <b>Mark one.</b> 1 <input type="checkbox"/> Farm or ranch work 2 <input type="checkbox"/> Work other than farming or ranching	1580 <b>Mark one.</b> 1 <input type="checkbox"/> Farm or ranch work 2 <input type="checkbox"/> Work other than farming or ranching	1591 <b>Mark one.</b> 1 <input type="checkbox"/> Farm or ranch work 2 <input type="checkbox"/> Work other than farming or ranching	1623 <b>Mark one.</b> 1 <input type="checkbox"/> Farm or ranch work 2 <input type="checkbox"/> Work other than farming or ranching
h. Is this person retired from farming or ranching? . . . . .	1924 1 <input type="checkbox"/> Yes 3 <input type="checkbox"/> No	1582 1 <input type="checkbox"/> Yes 3 <input type="checkbox"/> No	1593 1 <input type="checkbox"/> Yes 3 <input type="checkbox"/> No	1624 1 <input type="checkbox"/> Yes 3 <input type="checkbox"/> No
i. How many days did this person work off the farm in 2020? Include days in which the person worked at least four hours per day in an off-farm job. Include work on someone else's farm for pay . . . . .	1929 <b>Mark one.</b> 1 <input type="checkbox"/> None 2 <input type="checkbox"/> 1 - 49 days 3 <input type="checkbox"/> 50 - 99 days 4 <input type="checkbox"/> 100 - 199 days 5 <input type="checkbox"/> 200 days or more	1831 <b>Mark one.</b> 1 <input type="checkbox"/> None 2 <input type="checkbox"/> 1 - 49 days 3 <input type="checkbox"/> 50 - 99 days 4 <input type="checkbox"/> 100 - 199 days 5 <input type="checkbox"/> 200 days or more	1931 <b>Mark one.</b> 1 <input type="checkbox"/> None 2 <input type="checkbox"/> 1 - 49 days 3 <input type="checkbox"/> 50 - 99 days 4 <input type="checkbox"/> 100 - 199 days 5 <input type="checkbox"/> 200 days or more	1625 <b>Mark one.</b> 1 <input type="checkbox"/> None 2 <input type="checkbox"/> 1 - 49 days 3 <input type="checkbox"/> 50 - 99 days 4 <input type="checkbox"/> 100 - 199 days 5 <input type="checkbox"/> 200 days or more

**SECTION 7 CONTINUED –**

	Person 1, continued	Person 2, continued	Person 3, continued	Person 4, continued	
j. Did this person live on this operation at any time in 2020? . . . . .	1923 1 <input type="checkbox"/> Yes 3 <input type="checkbox"/> No	1581 1 <input type="checkbox"/> Yes 3 <input type="checkbox"/> No	1592 1 <input type="checkbox"/> Yes 3 <input type="checkbox"/> No	1626 1 <input type="checkbox"/> Yes 3 <input type="checkbox"/> No	
k. In what year did this person begin to operate any part of <b>THIS</b> operation? . . . . .	1930 <input type="text"/>	1584 <input type="text"/>	1595 <input type="text"/>	1627 <input type="text"/>	
l. In what year did this person begin to operate <b>ANY</b> farm operation? . . . . .	2834 <input type="text"/>	1851 <input type="text"/>	1871 <input type="text"/>	1628 <input type="text"/>	
m. Has this person ever served on active duty in the U.S. Armed Forces, Reserves, or National Guard? . . . . .	1633 <b>Mark one.</b> 1 <input type="checkbox"/> Never served in the military 2 <input type="checkbox"/> Only on active duty for training in the Reserves or National Guard 3 <input type="checkbox"/> Now on active duty 4 <input type="checkbox"/> On active duty in the past, but not now	1634 <b>Mark one.</b> 1 <input type="checkbox"/> Never served in the military 2 <input type="checkbox"/> Only on active duty for training in the Reserves or National Guard 3 <input type="checkbox"/> Now on active duty 4 <input type="checkbox"/> On active duty in the past, but not now	1635 <b>Mark one.</b> 1 <input type="checkbox"/> Never served in the military 2 <input type="checkbox"/> Only on active duty for training in the Reserves or National Guard 3 <input type="checkbox"/> Now on active duty 4 <input type="checkbox"/> On active duty in the past, but not now	1636 <b>Mark one.</b> 1 <input type="checkbox"/> Never served in the military 2 <input type="checkbox"/> Only on active duty for training in the Reserves or National Guard 3 <input type="checkbox"/> Now on active duty 4 <input type="checkbox"/> On active duty in the past, but not now	
	n. How many people lived in this person's household in 2020? . . . . .	2577 <input type="text"/> number	1589 <input type="text"/> number	1600 <input type="text"/> number	1637 <input type="text"/> number
	o. Was this person hired and paid a salary or wages to manage this operation? . . . . .	2576 1 <input type="checkbox"/> Yes 3 <input type="checkbox"/> No	1588 1 <input type="checkbox"/> Yes 3 <input type="checkbox"/> No	1599 1 <input type="checkbox"/> Yes 3 <input type="checkbox"/> No	1641 1 <input type="checkbox"/> Yes 3 <input type="checkbox"/> No

3. Was this person involved in these specific decisions as of **December 31, 2020**? For each person and for each item, **mark all that apply.**

	Person 1	Person 2	Person 3	Person 4
a. Day-to-day decisions	1642 1 <input type="checkbox"/>	1643 1 <input type="checkbox"/>	1644 1 <input type="checkbox"/>	1645 1 <input type="checkbox"/>
b. Land use and/or crop decisions, including planting, crop spraying, or other, e.g., grazing . . . . .	1650 1 <input type="checkbox"/>	1651 1 <input type="checkbox"/>	1652 1 <input type="checkbox"/>	1653 1 <input type="checkbox"/>
c. Livestock decisions, including purchases, sales, breeding, and pasturing. . . . .	1654 1 <input type="checkbox"/>	1655 1 <input type="checkbox"/>	1656 1 <input type="checkbox"/>	1657 1 <input type="checkbox"/>
d. Marketing decisions . . . . .	1687 1 <input type="checkbox"/>	1688 1 <input type="checkbox"/>	1689 1 <input type="checkbox"/>	1690 1 <input type="checkbox"/>
e. Record keeping and/or financial management. . . . .	1776 1 <input type="checkbox"/>	1777 1 <input type="checkbox"/>	1778 1 <input type="checkbox"/>	1779 1 <input type="checkbox"/>
f. Estate planning or succession planning . . . . .	1757 1 <input type="checkbox"/>	1758 1 <input type="checkbox"/>	1759 1 <input type="checkbox"/>	1760 1 <input type="checkbox"/>

## SECTION 8 HAY AND FORAGE CROPS

1. Were any hay or forage crops cut or harvested from this operation in 2020?

INCLUDE

• your landlord's share and crops grown under contract

EXCLUDE

• crops grown on land rented to others

1152 1  **Yes** - Complete this section      3  **No** - Go to SECTION 9

2. All land from which dry hay, haylage, grass silage, or greenchop was cut or forage was harvested in 2020. Exclude straw, corn silage, and sorghum silage. . . . . 1021

Mark "X" if None

Acres Harvested	Acres Irrigated

3. Report gross value of hay and forage sold from this operation in 2020. Include the value of your landlord's share, marketing charges, taxes, hauling, etc. Exclude dollars for items produced under production contracts . . . . 1328

Mark "X" if None

Gross Value of Sales (Dollars)	
\$	
	.00

For items 4 through 7, when both dry hay and haylage were cut from the same acres, report acres for each type. If two or more cuttings were made from the same acres, report acres for that item only once, but report total quantity harvested from all cuttings.

	Mark "X" if None	Acres Harvested	Acres Irrigated	Total Tons Harvested	Tons, dry OR	Total Number of Bales	Average Weight per Bale	
							Lbs., dry	Lbs., dry
4. Alfalfa and alfalfa mixtures for dry hay. . . 0103	<input type="checkbox"/>				Tons, dry OR			Lbs., dry
5. Haylage or greenchop from alfalfa or alfalfa mixtures . . . . . 1070	<input type="checkbox"/>				Tons, green			
6. Other dry hay from barley, clover, fescue, lespedeza, oats, rye, timothy, wheat, wild, Bermuda grass, Sudangrass, etc. . . . . 4111	<input type="checkbox"/>				Tons, dry OR			Lbs., dry
7. All other haylage, grass silage, and greenchop. . . . . 1073	<input type="checkbox"/>				Tons, green			

## SECTION 9 CULTIVATED CHRISTMAS TREES, SHORT ROTATION WOODY CROPS, AND MAPLE SYRUP

1. Were any Christmas trees or woodland crops grown, harvested, or tapped on this operation in 2020?

INCLUDE

• your landlord's share and crops grown under contract

EXCLUDE

• crops grown on land rented to others

1153 1  **Yes** - Complete this section      3  **No** - Go to SECTION 10

For items 2 through 4, fill in the columns below for this operation in 2020.

- Include the value of your landlord's share, marketing charges, taxes, hauling, etc.
- Exclude from sales dollars for items produced under production contracts.

2. Cultivated Christmas trees - cut or to be cut. Exclude wild harvested trees. Report live trees sold in SECTION 11 . . . 1023

Mark "X" if None

Acres in Production	Number of Trees Cut	Acres Irrigated	Gross Value of Sales (Dollars)
			\$
			.00

3. Short rotation woody crops - trees with growth cycles of 10 years or less. Exclude nursery trees, evergreens for replanting, and timber. Report nursery stock in SECTION 11 . . . . . 1025

Specify crop

Acres in Production	Acres Harvested	Acres Irrigated	Gross Value of Sales (Dollars)
			\$
			.00

1097

4. Maple syrup. . . . . 0800

Number of Taps	Syrup Produced	Gross Value of Sales (Dollars)
		\$
		.00





## SECTION 10 FIELD CROPS

1. Were any field crops, such as corn, soybeans, wheat, etc., harvested from this operation in 2020?

INCLUDE

- your landlord's share and crops grown under contract

EXCLUDE

- crops grown on land rented to others
- home gardens

1011

1  **Yes** - Complete this section

3  **No** - Go to SECTION 11

Acres Harvested	Acres Irrigated

2. Acres from which field crops were harvested in 2020.

Report multiple cropped acreage only once . . . . . 1780

3. Fill in the columns below for all field crops harvested from this operation in 2020. Enter the crop name and code from the table below.

- Report production in the units specified next to the crop.
- Include the value of your landlord's share, marketing charges, taxes, hauling, etc.
- Exclude from sales dollars for items produced under production contracts.

Enter Field Crop Name	Enter Code	Acres Harvested	Total Production Harvested	Acres Irrigated	Gross Value of Sales (Dollars)
Corn for grain or seed (bushels)	0067				\$ .00
Soybeans for beans (bushels)	0088				\$ .00
Wheat, winter for grain or seed (bushels)	0572				\$ .00
					\$ .00
					\$ .00
					\$ .00
					\$ .00
					\$ .00

If more space is needed, use a separate sheet of paper.

FIELD CROPS	CODE	FIELD CROPS	CODE	FIELD CROPS	CODE
All hay including alfalfa and other - report in SECTION 8		Herbs, dried (pounds) . . . . .	620	Ryegrass seed (pounds) . . . . .	689
Alfalfa seed (pounds) . . . . .	542	Hemp, industrial (pounds) . . . . .	2350	Safflower (pounds) . . . . .	692
Bahia grass seed (pounds) . . . . .	551	Hops (pounds) - Report to		Sesame (pounds) . . . . .	701
Barley for grain or seed (bushels) . . . . .	079	the nearest tenth acre . . . . .	623	Sorghum for grain or seed -	
Beans, dry edible - exclude chickpeas		Indian corn (pounds) . . . . .	695	include milo (bushels) . . . . .	082
and limas (hundredweight) . . . . .	554	Jojoba (pounds) . . . . .	626	Sorghum for silage or greenchop -	
Bentgrass seed (pounds) . . . . .	560	Kentucky bluegrass seed (pounds) . . . . .	629	exclude sorghum-sudan crosses (tons) . . . . .	085
Bermuda grass seed (pounds) . . . . .	563	Lentils (hundredweight) . . . . .	635	Sorghum for syrup (gallons) . . . . .	704
Birdsfoot trefoil seed (pounds) . . . . .	566	Lespedeza seed (pounds) . . . . .	638	Sudangrass seed (pounds) . . . . .	713
Bromegrass seed (pounds) . . . . .	569	Lima beans, dry (hundredweight) . . . . .	557	Sugarbeets for seed (pounds) . . . . .	716
Buckwheat (bushels) . . . . .	575	Mint, peppermint (pounds of oil) . . . . .	047	Sugarbeets for sugar (tons) . . . . .	719
Camelina (pounds) . . . . .	608	Mint, spearmint (pounds of oil) . . . . .	050	Sugarcane for sugar or seed (tons) . . . . .	2360
Canola, edible (pounds) . . . . .	614	Mint, tea leaves (pounds) . . . . .	767	Sunflower seed, non-oil variety (pounds) . . . . .	776
Chickpeas, all (garbanzos)		Miscanthus (tons) . . . . .	641	Sunflower seed, oil variety (pounds) . . . . .	773
(hundredweight) . . . . .	2816	Mustard seed (pounds) . . . . .	650	Switchgrass (tons) . . . . .	647
Clover, crimson clover seed (pounds) . . . . .	593	Oats for grain or seed (bushels) . . . . .	076	Timothy seed (pounds) . . . . .	746
Clover, red clover seed (pounds) . . . . .	671	Orchardgrass seed (pounds) . . . . .	653	Tobacco (pounds) - Report to	
Clover, white clover seed (pounds) . . . . .	761	Peanuts for nuts (pounds) . . . . .	656	the nearest tenth acre . . . . .	094
Corn for silage or greenchop (tons) . . . . .	070	Peas, Austrian winter peas		Triticale for grain (bushels) . . . . .	749
Cotton, Pima (bales) - include		(hundredweight) . . . . .	548	Vetch seed (pounds) . . . . .	755
cottonseed in value of sales only . . . . .	644	Peas, dry edible (hundredweight) . . . . .	659	Wheat, durum for grain or seed	
Cotton, Upland (bales) - include		Peas, dry southern/cowpeas (bushels) . . . . .	584	(bushels) . . . . .	578
cottonseed in value of sales only . . . . .	581	Popcorn (pounds shelled) . . . . .	662	Wheat, other spring for grain or seed	
Dill for oil (pounds) . . . . .	596	Potatoes - report in SECTION 12		(bushels) . . . . .	728
Emmer and spelt (bushels) . . . . .	599	Proso millet for grain or seed (bushels) . . . . .	665	Wheatgrass seed (pounds) . . . . .	758
Fescue seed (pounds) . . . . .	602	Rapeseed (pounds) . . . . .	668	Wild rice (hundredweight) . . . . .	764
Flaxseed (bushels) . . . . .	605	Rice (hundredweight) . . . . .	677	Other seeds, specify above (pounds) . . . . .	770
Guar (pounds) . . . . .	617	Rye for grain or seed -		Other field crop, specify above (pounds) . . . . .	752
		exclude ryegrass (bushels) . . . . .	686		

## SECTION 11 NURSERY, GREENHOUSE, FLORICULTURE, SOD, MUSHROOMS, VEGETABLE SEEDS, AND PROPAGATIVE MATERIALS

1. Were any nursery, floriculture, or greenhouse crops, including ornamental plants, flowers, mushrooms, aquatic plants, sod, food and other crops grown under protection, vegetable seeds, flower seeds, or other propagative materials grown for sale on this operation in 2020? Report food crops temporarily covered for early germination, frost protection, etc. in SECTION 12 or 13.

**INCLUDE**

- crops produced, including under contract
- food crops grown in greenhouses, caves, and high tunnels where crops were always covered

**EXCLUDE**

- home garden, personal or home use crops
- finished plants purchased from others and resold

1032 1  **Yes** - Complete this section      3  **No** - Go to SECTION 12

2. Report total area and irrigated area on which nursery, greenhouse, floriculture, sod, mushrooms, and propagative materials were grown under glass or other protection in 2020 . . . . . 0474

Mark "X" if None

Square Feet Under Glass or Other Protection	
Total Area	Irrigated Area

3. Report total acres and irrigated acres on which nursery, greenhouse, floriculture, sod, mushrooms, and propagative materials were grown in the open in 2020. . . . . 0476

Acres in the Open			
Total Acres	Tenths	Irrigated Acres	Tenths

4. Fill in the columns below for all nursery, greenhouse, floriculture, sod, mushrooms, vegetable seeds, and propagative materials grown for sale on this operation in 2020. Enter the crop name and code from the table below.

- Include the value of your landlord's share, marketing charges, taxes, hauling, etc.
- Exclude from sales dollars for items produced under production contracts.

Enter Nursery, Greenhouse, Floriculture, Sod, Mushroom, Vegetable Seed, or Propagative Material Name	Enter Code	Square Feet Under Glass or Other Protection	Acres in the Open		Gross Value of Sales (Dollars)
			Acres	Tenths	
					\$ .00
					\$ .00
					\$ .00
					\$ .00
					\$ .00
					\$ .00

If more space is needed, use a separate sheet of paper.

FLORICULTURE AND BEDDING CROPS	CODE	PROPAGATIVE MATERIALS SOLD	CODE
Bedding/Garden plants - annuals, herbaceous perennials, vegetable plants - Include hanging baskets . . . . . 0479 Cut flowers and cut florist greens . . . . . 0485 Foliage plants, indoor - Include hanging baskets . . . . . 0707 Potted flowering plants . . . . . 0710 Other floriculture and bedding, specify above. . . . . 1015		Bulbs, corms, rhizomes, and tubers, dry . . . . . 0482 Cuttings, seedlings, liners, plugs . . . . . 1002 Flower seeds . . . . . 0882 Tobacco plants sold for transplant to farm fields . . . . . 1004	
NURSERY CROPS	CODE	FOOD CROPS GROWN UNDER GLASS OR OTHER PROTECTION	CODE
Nursery stock – ornamentals, shrubs, shade trees, flowering trees, evergreens, live Christmas trees, fruit and nut trees and plants, vines, palms, ornamental grasses, and bareroot herbaceous perennials . . . . . 0488 Aquatic plants. . . . . 0880		Fruits and berries . . . . . 1008 Tomatoes. . . . . 1019 Vegetable seeds. . . . . 0884 Vegetable transplants to farm fields . . . . . 1006 Other vegetables and fresh cut herbs. . . . . 0503	
SOD	CODE	MUSHROOM CROPS	CODE
Sod harvested or intended for sale in future years . . . 1897		Mushrooms - Report growing area and sales. . . . . 0494 Mushroom spawn - Report sales only. . . . . 2495	

## SECTION 12 VEGETABLES, POTATOES, AND MELONS

1. Were any vegetables, potatoes, sweet corn, or melons harvested from this operation in 2020? Report crops grown under glass or other protection in SECTION 11.

INCLUDE

- crops grown under contract
- crops grown for seed

EXCLUDE

- home garden, personal or home use crops

1101 1  **Yes** - Complete this section      3  **No** - Go to SECTION 13

2. Acres from which vegetables, potatoes, and melons were harvested in 2020. Exclude home gardens. Report multiple cropped acreage only once . . . . . 0375

Acres Harvested		Acres Irrigated	
Acres	Tenths	Acres	Tenths

3. Report gross value of vegetables, potatoes, and melons sold from this operation in 2020. Include the value of your landlord's share, marketing charges, taxes, hauling, etc. Exclude dollars for items produced under production contracts. . . . . 1388

Mark "X" if None

Gross Value of Sales (Dollars)

\$  .00

4. Fill in the columns below for all vegetables, potatoes, and melons harvested from this operation in 2020. Enter the crop name and code from the table below.

- If more than one vegetable crop was harvested from the same acres, report acres for each crop.
- For two or more pickings of the same crop, report the area harvested only once.
- Processing refers to vegetables that have been altered by heat, pressure, or freezing.

Enter Vegetable, Potato, or Melon Name	Enter Code	Total Acres Harvested		Acres Harvested for Fresh Market		Acres Harvested for Processing	
		Acres	Tenths	Acres	Tenths	Acres	Tenths

If more space is needed, use a separate sheet of paper.

CROP NAME	CODE	CROP NAME	CODE	CROP NAME	CODE
Artichokes - exclude Jerusalem . . . . .	0377	Garlic . . . . .	0421	Peppers, bell - exclude pimientos . . . . .	0443
Asparagus, bearing age . . . . .	0418	Ginger root . . . . .	0611	Peppers, other than bell - include chile . . . . .	0445
Beans, lima . . . . .	0429	Ginseng, cultivated only . . . . .	0446	Potatoes . . . . .	0097
Beans, snap (bush and pole) . . . . .	0381	Gourds . . . . .	0422	Pumpkins . . . . .	0449
Beets . . . . .	0383	Herbs, fresh cut . . . . .	0455	Radishes . . . . .	0451
Broccoli . . . . .	0385	Honeydew melons . . . . .	0423	Rhubarb . . . . .	0453
Brussels sprouts . . . . .	0387	Horseradish . . . . .	0424	Spinach . . . . .	0457
Cabbage, Chinese (nappa, bok choy, etc.) . . . . .	0389	Kale . . . . .	0425	Squash (including zucchini) . . . . .	0459
Cabbage, head . . . . .	0391	Lettuce, head . . . . .	0428	Sweet corn . . . . .	0461
Cabbage, mustard . . . . .	0393	Lettuce, leaf . . . . .	0430	Sweet potatoes . . . . .	0100
Cantaloupes and muskmelons . . . . .	0395	Lettuce, Romaine . . . . .	0432	Taro . . . . .	0743
Carrots . . . . .	0397	Mustard greens . . . . .	0431	Tomatoes in the open . . . . .	0463
Cauliflower . . . . .	0399	Okra . . . . .	0437	Turnip greens . . . . .	0467
Celery . . . . .	0401	Onions, dry . . . . .	0433	Turnips . . . . .	0465
Chicory . . . . .	0403	Onions, green . . . . .	0435	Watercress . . . . .	0471
Collards . . . . .	0407	Parsley . . . . .	0439	Watermelons . . . . .	0473
Cucumbers and pickles . . . . .	0411	Parsnips . . . . .	1465	Other vegetables, specify above . . . . .	0475
Daikon . . . . .	0413	Peas, Chinese (sugar, snow) . . . . .	0405		
Eggplant . . . . .	0415	Peas, green . . . . .	0441		
Escarole and endive . . . . .	0417	Peas, southern (cowpeas) - blackeyed, crowder, etc . . . . .	0409		

## SECTION 13 FRUIT, NUTS, AND BERRIES

1. Were any fruit or nut trees, including grapevines, or berries on this operation in 2020?

INCLUDE

- crops grown under contract

EXCLUDE

- abandoned acres
- home garden, personal or home use crops

1039 1  **Yes** - Complete this section

3  **No** - Go to SECTION 14

2. Acres and irrigated acres in bearing and nonbearing fruit orchards, vineyards, nut trees, and berries in 2020. Exclude home gardens, personal or home use . . . . . 0121

FRUIT AND NUTS				BERRIES			
Total Acres		Irrigated Acres		Total Acres		Irrigated Acres	
Acres	Tenths	Acres	Tenths	Acres	Tenths	Acres	Tenths

3. Report gross value of fruit, nuts, and berries sold from this operation in 2020. Include the value of your landlord's share, marketing charges, taxes, hauling, etc. Exclude dollars for items produced under production contracts. . . . . 1329

FRUIT AND NUTS		BERRIES	
Gross Value of Sales (Dollars)		Gross Value of Sales (Dollars)	
Mark "X" if None <input type="checkbox"/>	\$ .00	Mark "X" if None <input type="checkbox"/>	\$ .00

4. Fill in the columns below for all fruit, nut trees, and berries on this operation in 2020. Enter the crop name and code from the table below.  
 • Include acres even if not harvested because of low prices, damage from hail, frost, etc.

Enter Fruit, Nut, or Berry Name	Enter Code	Total Acres		Bearing Age Acres		Nonbearing Age Acres	
		Acres	Tenths	Acres	Tenths	Acres	Tenths

If more space is needed, use a separate sheet of paper.

NON-CITRUS FRUIT		NON-CITRUS FRUIT		NUTS	
	CODE		CODE		CODE
Apples . . . . .	0123	Pineapples . . . . .	1297	Hazelnuts (Filberts) . . . . .	0327
Apricots . . . . .	0129	Plumcots, pluots, other		Macadamia nuts . . . . .	0333
Avocados . . . . .	0135	plum/apricot hybrids . . . . .	0264	Pecans, improved . . . . .	0336
Bananas . . . . .	0141	Plums . . . . .	0243	Pecans, native and seedling . . . . .	0342
Cherimoyas . . . . .	0293	Pomegranates . . . . .	0255	Pistachios . . . . .	0351
Cherries, sweet . . . . .	0345	Prunes . . . . .	0249	Walnuts, English . . . . .	0357
Cherries, tart . . . . .	0587	Rambutan . . . . .	2278	Other nuts, specify above . . . . .	0363
Coffee (2019-2020 crop) . . . . .	0153	Other non-citrus fruits,			
Dates . . . . .	0159	specify above . . . . .	0261	BERRIES	
Figs . . . . .	0165				CODE
Grapes (include muscadine) . . . . .	0366	CITRUS FRUIT		Aronia berries . . . . .	0507
Guavas . . . . .	0183		CODE	Blackberries and dewberries -	
Kiwifruit . . . . .	0189	Grapefruit . . . . .	0267	include marionberries . . . . .	0509
Longan . . . . .	2248	Kumquats . . . . .	0273	Blueberries, tame . . . . .	0512
Lychees . . . . .	2258	Lemons . . . . .	0279	Blueberries, wild . . . . .	0515
Mangos . . . . .	0195	Limes . . . . .	0285	Boysenberries . . . . .	0518
Nectarines . . . . .	0201	Tangelos . . . . .	0303	Cranberries . . . . .	0521
Olives . . . . .	0207	Tangerines (Mandarins) . . . . .	0309	Currants (black or red) . . . . .	0524
Papayas . . . . .	0213	Oranges, Valencia . . . . .	0150	Elderberries . . . . .	0508
Passion fruit . . . . .	0219	Oranges, other than Valencia -		Gooseberries . . . . .	2540
Paw paws . . . . .	2268	include Navel . . . . .	0174	Loganberries . . . . .	0530
Peaches, clingstone . . . . .	0222	Other citrus fruit, specify above . . . . .	0315	Mulberries . . . . .	2550
Peaches, freestone . . . . .	0216			Raspberries, all . . . . .	2570
Pears, Bartlett . . . . .	0234	NUTS		Strawberries . . . . .	0536
Pears, other than Bartlett . . . . .	0240		CODE	Other berries, specify above . . . . .	0539
Persimmons . . . . .	0237	Almonds . . . . .	0321		
		Chestnuts . . . . .	0324		

## SECTION 14 CATTLE AND CALVES

1. Did you or anyone else have any cattle or calves, including dairy cattle, on this operation in 2020?

INCLUDE

- cattle on this operation
- cattle on public or industrial property under a grazing permit
- cattle on land used rent free by this operation
- cattle grown or fed on this operation for others on a custom or contract basis

EXCLUDE

- cattle grown or fed by someone else on a custom or contract basis

1201 1  **Yes** - Complete this section      3  **No** - Go to SECTION 15

2. Of the total number of cattle and calves on hand December 31, 2020, how many were –

- a. Beef cows? Include beef heifers that had calved. Exclude heifers that had not calved, steers, calves, and bulls. . . . . 0804
- b. Milk cows kept for production of milk? Include dry milk cows and milk heifers that had calved. . . . . 0805
- c. Other cattle and calves? Include heifers that had not calved, steers, calves, and bulls . . . . . 1206
- d. **TOTAL** cattle and calves on hand December 31, 2020. Add items 2a, 2b, and 2c . . . . . 0803

Mark "X" if None	Number on this operation December 31, 2020
<input type="checkbox"/>	
<input type="checkbox"/>	
<input type="checkbox"/>	
<input type="checkbox"/>	

3. Of the cattle and calves sold or moved from this operation during 2020, how many were –

- a. Calves sold or moved from this operation in 2020 weighing less than 500 pounds? . . . . . 0808
- b. Cattle sold or moved from this operation in 2020, including calves weighing 500 pounds or more? . . . . . 0810

Total number sold or moved in 2020

4. Report gross value of sales of cattle and calves in 2020. Include the value of your landlord's share, marketing charges, taxes, hauling, etc. Exclude dollars for items produced under production contracts.

INCLUDE

- beef and dairy cattle for breeding stock, and beef and dairy cull animals
- fed cattle, stockers, and feeders
- veal calves, etc.. . . . . 1339

Gross Value of Sales (Dollars)	
\$	.00
\$	.00

5. Sales of milk from cows . . . . . 1380

**6. CATTLE IN FEEDLOTS FOR SLAUGHTER MARKET**

INCLUDE

- steers and heifers for slaughter market fed a ration of grain or other concentrates that are expected to produce a carcass that will grade select or better

EXCLUDE

- cows and bulls
- cattle being backgrounded, pastured only, fed for home use, or veal

- a. How many steers and heifers reported in item 2c above were on feed December 31, 2020, and were or will be shipped directly from your feedlot to slaughter market? Exclude cattle being backgrounded. . . . . 1207
- b. How many of the steers and heifers sold during 2020 reported in item 3b above were shipped directly from your feedlot to a slaughter market? Exclude any of your cattle custom fed in feedlots operated by others. Exclude cattle sold as feeders . . . . . 0812

Number on this operation December 31, 2020
Number sold or moved in 2020

## SECTION 15 HOGS AND PIGS

1. Did you or anyone else have any hogs or pigs on this operation in 2020? If you are a contractor or integrator, report only the hogs on the land you operate.

INCLUDE

• hogs grown for others on a contract basis

EXCLUDE

• hogs grown by someone else on a custom or contract basis

1211  **Yes** - Complete this section      3  **No** - Go to SECTION 16

		Mark "X" if None	Number on this operation <b>December 31, 2020</b>
2.	Total number of hogs and pigs on hand December 31, 2020. . . . . 0815	<input type="checkbox"/>	
3.	Number of hogs and pigs sold or moved from this operation during 2020, including feeder pigs . . . . . 0820	<input type="checkbox"/>	Total number sold or moved in 2020
4.	Report gross value of sales for hogs and pigs sold from this operation in 2020. Include the value of your landlord's share, marketing charges, taxes, hauling, etc. Exclude dollars for items produced under production contracts . . . . 1341	<input type="checkbox"/>	Gross Value of Sales (Dollars) \$ <input type="text"/> .00
5.	Mark <b>one</b> item which best describes this type of operation:		
1241	<input type="checkbox"/> Farrow to wean	1242	<input type="checkbox"/> Farrow to finish
		1243	<input type="checkbox"/> Finish only
1244	<input type="checkbox"/> Farrow to feeder	1245	<input type="checkbox"/> Nursery
		1246	<input type="checkbox"/> Other, specify → <input type="text"/>
6.	Mark <b>one</b> item which best describes this type of producer:		1118
1214	<input type="checkbox"/> Independent grower	1216	<input type="checkbox"/> Contract grower (contractee)
		1215	<input type="checkbox"/> Contractor or integrator

## SECTION 16 HORSES, PONIES, MULES, BURROS, AND DONKEYS

1. Did you or anyone else have any horses, ponies, mules, burros, or donkeys on this operation in 2020?

1247  **Yes** - Complete this section      3  **No** - Go to SECTION 17

Report inventory and sales for this operation in 2020.

• Include the value of your landlord's share, marketing charges, taxes, hauling, etc.

	Mark "X" if None	Number on this operation <b>December 31, 2020</b>	Total Number Sold in 2020	Gross Value of Sales in 2020 (Dollars)
2. Horses and ponies OWNED by this operation. . . . . 0872	<input type="checkbox"/>			\$ <input type="text"/> .00
3. Horses and ponies NOT owned by this operation. . . . . 0822	<input type="checkbox"/>			\$ <input type="text"/> .00
4. Mules, burros, and donkeys . . . . . 0833	<input type="checkbox"/>			\$ <input type="text"/> .00
5. Horse breeding or stud fees, semen, and other equine products (Exclude income from boarding, training, or riding facilities which should be reported in SECTION 33, item 7). . . . . 1406	<input type="checkbox"/>			Gross Value of Sales in 2020 (Dollars) \$ <input type="text"/> .00



## SECTION 17 SHEEP AND GOATS

1. Did this operation own or custom feed for others any sheep, lambs, goats, or kids in 2020, regardless of location?

**INCLUDE**

- sheep and goats on public or industrial property under a grazing permit
- sheep and goats on land used rent free by this operation
- sheep and goats grown or fed on this operation for others on a custom or contract basis

**EXCLUDE**

- sheep and goats grown or fed by someone else on a custom or contract basis

1102 1  **Yes** - Complete this section

3  **No** - Go to SECTION 18

Report for this operation in 2020.

- Include in the value of sales the value of your landlord's share, marketing charges, taxes, hauling, etc.

		Number owned or custom fed on <b>December 31, 2020</b>	Total number sold or moved in 2020	Gross Value of Sales (Dollars)	
2.	Sheep and lambs . . . . . 0824 <input type="checkbox"/>			\$	.00
a.	Hair sheep or wool-hair crosses . . . . . 0818 <input type="checkbox"/>				
3.	Goats and kids				
a.	Angora goats and kids . . . . . 0847 <input type="checkbox"/>			\$	.00
b.	Milk goats and kids. . . . . 0843 <input type="checkbox"/>			\$	.00
c.	Meat goats and kids, other goats and kids. . . . . 0851 <input type="checkbox"/>			\$	.00
		<b>Total amount produced in 2020</b>	<b>Total amount sold or moved in 2020</b>	<b>Gross Value of Sales (Dollars)</b>	
4.	Sheep and goat products				
a.	Wool shorn . . . . . 0828 <input type="checkbox"/>		lbs.	\$	.00
b.	Mohair clipped . . . . . 0849 <input type="checkbox"/>		lbs.	\$	.00
c.	Milk from sheep and goats . . . 1389 <input type="checkbox"/>			\$	.00

## SECTION 18 AQUACULTURE

1. Did you or anyone else have any aquaculture on this operation in 2020? Include production for others on a contract basis.

1157 1  **Yes** - Complete this section

3  **No** - Go to SECTION 19

2. Fill in the columns below for all aquaculture raised on this operation in 2020. Report aquatic plants in SECTION 11.

- Include the value of your landlord's share, marketing charges, taxes, hauling, etc.
- Include all sizes for each type.
- Include food size, fingerlings, fry, and eggs.
- Exclude wild-caught products.

Enter Aquaculture Type	Enter Code	Total pounds sold or moved in 2020		Total number sold or moved in 2020	Gross Value of Sales (Dollars)	
			OR		\$	.00
			OR		\$	.00
			OR		\$	.00
			OR		\$	.00

If more space is needed, use a separate sheet of paper.

AQUACULTURE	CODE	AQUACULTURE	CODE	AQUACULTURE	CODE
Catfish . . . . .	0860	Crustaceans (crawfish for food, shrimp, softshell crabs, etc.) . . . . .	0902	Sport or game fish . . . . .	0984
Trout . . . . .	0863	Mollusks (clams, oysters, etc.) . . . . .	0978	Other aquaculture products - include algae, alligators, caviar, turtles, etc., specify above . . . . .	0869
Other food fish - include salmon, specify in table . . . . .	0896	Ornamental fish . . . . .	0980		
Baitfish - include crawfish for bait. . . . .	0900				

## SECTION 19 POULTRY

1. Did you or anyone else have any poultry, such as chickens, turkeys, ducks, emus, ostriches, etc., on this operation in 2020? Include poultry grown for others on a contract basis.

1217 1  **Yes** - Complete this section      3  **No** - Go to SECTION 20

2. VALUE OF SALES - Report gross value of sales for poultry, chicks, eggs, and other poultry products. Include the value of your landlord's share, marketing charges, taxes, hauling, etc. Exclude dollars for items produced under production contracts. . . . . 1344

Mark "X" if None

Gross Value of Sales (Dollars)	
\$	.00

### 3. CHICKENS

a. Broilers, fryers, and other chickens raised for meat production, including capons and roasters. . . . . 0898

Mark "X" if None

Number on this operation December 31, 2020	Total number sold or moved from this operation in 2020

b. Table egg layers - Include those for home use. . . . . 1229

--	--

c. Hatching layers for meat-types - Include layers for broilers, roasters, and other meat-types. . . . . 1231

--	--

d. Hatching layers for table eggs. . . . . 1233

--	--

e. Pullets for laying flock replacement. . . . . 1221

--	--

### 4. TURKEYS

a. Turkeys raised for meat production - Exclude breeders. . . . . 1225

--	--

b. Turkey hens and toms kept for breeding. . . . . 1227

--	--

c. Turkey brooders, immature birds for further growout on another farm. . . . . 1219

--	--

5. ALL OTHER POULTRY - Fill in the columns below for all other poultry on this operation in 2020. Enter the poultry type and code from the table below.

Enter Poultry Type	Code	Number on this operation December 31, 2020	Total number sold or moved from this operation in 2020

If more space is needed, use a separate sheet of paper.

OTHER POULTRY	CODE	OTHER POULTRY	CODE	OTHER POULTRY	CODE
Bantams . . . . .	0934	Guineas . . . . .	0966	Pigeons or squabs . . . . .	0908
Chukars . . . . .	1275	Hungarian partridges. . . . .	1277	Quail . . . . .	0912
Ducks . . . . .	0904	Ostriches . . . . .	0878	Rheas . . . . .	1281
Emus . . . . .	0845	Peacocks or peahens . . . . .	1279	Roosters . . . . .	0968
Geese . . . . .	0906	Pheasants . . . . .	0910	Other poultry, specify above . . . . .	0865

### 6. POULTRY HATCHED

a. All poultry hatched in this operation's hatcheries in 2020. Include chicks, poults, ducklings, etc. Include poultry custom hatched for others . . . . . 0916

Mark "X" if None

Number hatched on this operation in 2020

b. What type(s) of poultry was hatched in this operation's hatcheries in 2020? Mark all that apply:

1291  Egg-type chickens      1292  Broiler-type chickens      1293  Turkeys      1294  All other poultry



**SECTION 20 COLONIES OF HONEY BEES**

1. Did this operation own honey bees in 2020, regardless of location?

1104 1  **Yes** - Complete this section 3  **No** - Go to SECTION 21

	Number of colonies owned on December 31, 2020	Largest number of colonies owned for all purposes in 2020	Largest number of honey producing colonies owned in 2020	Honey collected in 2020, regardless of location (Pounds)	Gross Value of Sales of Honey (Dollars)
2. Colonies of honey bees owned.....0839					\$ .....00

**SECTION 21 OTHER LIVESTOCK**

1. Did you or anyone else have other livestock on this operation in 2020?

4428 1  **Yes** - Complete this section 3  **No** - Go to SECTION 22

2. Fill in the columns below for all other livestock on this operation in 2020. Enter the livestock type and code from the table below.

- Include the value of your landlord's share, marketing charges, taxes, hauling, etc.
- Exclude from sales dollars for items produced under production contracts.

Enter Livestock Type	Enter Code	Number on this operation December 31, 2020	Total number sold in 2020	Gross Value of Sales (Dollars)
				\$ .....00
				\$ .....00
				\$ .....00
				\$ .....00

If more space is needed, use a separate sheet of paper.

OTHER LIVESTOCK	CODE	OTHER LIVESTOCK	CODE	OTHER LIVESTOCK	CODE
Alpacas .....	0876	Deer in captivity .....	0888	Live mink (report pelts in item 2 below)	1106
Package bees .....	4790	Elk in captivity .....	0890	Rabbits, live (exclude pelts) .....	1108
Bees, other than honey or package bees .....	4840	Laboratory animals .....	4892	Worms .....	4895
Bison .....	0886	Llamas .....	0874	Other livestock, specify above .....	4898

**SECTION 22 LIVESTOCK PRODUCTS**

1. Did you or anyone else produce any livestock products on this operation in 2020?

4429 1  **Yes** - Complete this section 3  **No** - Go to SECTION 23

2. Fill in the columns below for other livestock products produced on this operation in 2020. Enter the livestock product type and code from the table below.

- Include the value of your landlord's share, marketing charges, taxes, hauling, etc.
- Exclude from sales dollars for items produced under production contracts.

Enter Livestock Product Type	Enter Code	Quantity Produced in 2020	Unit	Gross Value of Sales (Dollars)
				\$ .....00
				\$ .....00

If more space is needed, use a separate sheet of paper.

OTHER LIVESTOCK PRODUCTS	CODE	OTHER LIVESTOCK PRODUCTS	CODE
Beeswax .....	4961	Horns .....	4949
Breeding fees .....	4940	Manure sold .....	4952
Embryos .....	4943	Semen .....	4955
Fur or pelts (include mink) .....	4946	Other animal products not listed, specify above .....	4958

**SECTION 23 PRODUCTION CONTRACTS AND CUSTOM FEEDING**

1. At any time during 2020, were you a production contract grower for a processor or contractor for whom you grew a crop, raised livestock or poultry, or custom fed any livestock that **you did not own**? A production contract is an agreement setting terms, conditions, and fees to be paid by the contractor to this operation for the production of crops, livestock, or poultry. Exclude commodities grown or raised for marketing contracts.

1301  **Yes** - Complete this section      3  **No** - Go to SECTION 24

2. Report number of head, bushels, etc. that were grown or raised under production contracts and moved from this operation in 2020.

		Mark "X" if None		Total quantity moved from this operation in 2020	Unit		Total dollar amount received in 2020 for delivering commodities under production contracts (Dollars)
a.	Broilers and other meat-type chickens. . . . .	1304	<input type="checkbox"/>		birds	3304	\$ .00
b.	Chicken eggs . . . . .	1305	<input type="checkbox"/>		dozen	3305	\$ .00
c.	Layers . . . . .	1302	<input type="checkbox"/>		birds	3302	\$ .00
d.	Pullets for laying flock replacement. . . . .	1306	<input type="checkbox"/>		birds	3306	\$ .00
e.	Turkeys . . . . .	1307	<input type="checkbox"/>		birds	3307	\$ .00
f.	Custom fed cattle shipped directly for slaughter – Exclude cattle custom fed for you by others. . . . .	1308	<input type="checkbox"/>		head	3308	\$ .00
g.	Replacement dairy heifers. . . . .	1303	<input type="checkbox"/>		head	3303	\$ .00
h.	Hogs and pigs. . . . .	1309	<input type="checkbox"/>		head	3309	\$ .00
i.	Other cattle, sheep, livestock, or poultry – specify type ↴						
1140	<input type="text"/>	1310	<input type="checkbox"/>	<input type="text"/>		3310	\$ .00
j.	Grains and oilseeds – specify type ↴						
1141	<input type="text"/>	1311	<input type="checkbox"/>	<input type="text"/>	bushels	3311	\$ .00
k.	Vegetables and other crops – specify type ↴						
1142	<input type="text"/>	1312	<input type="checkbox"/>	<input type="text"/>		3312	\$ .00
l.	Vegetables and other crops – specify type ↴						
1143	<input type="text"/>	1313	<input type="checkbox"/>	<input type="text"/>		3313	\$ .00

3. Mark all inputs that were partially or completely paid or provided by contractor(s) –

- |  |   |   |
|--|---|---|
| 1317 <input type="checkbox"/> Feed                         | 1325 <input type="checkbox"/> Seed                | 1320 <input type="checkbox"/> Supplies                              |
| 1316 <input type="checkbox"/> Feeder livestock and poultry | 1318 <input type="checkbox"/> Fertilizer and lime | 1322 <input type="checkbox"/> Utilities                             |
| 1324 <input type="checkbox"/> Breeding livestock           | 1319 <input type="checkbox"/> Chemicals           | 1326 <input type="checkbox"/> Other, specify → <input type="text"/> |
| 1323 <input type="checkbox"/> Veterinary services          | 1321 <input type="checkbox"/> Fuels               | 1315 <input type="checkbox"/> None                                  |

4. Enter the name of the contractor that provided inputs and owned the commodity ↴

1327

## SECTION 24 ORGANIC AGRICULTURE

1. During 2020, did this operation produce organic products according to USDA's National Organic Program (NOP) standards or have acres transitioning into USDA NOP production? Exclude processing and handling.

3501  **Yes** - Complete this section      3  **No** - Go to SECTION 25

2. Report type of production. Mark all that apply.

Specify Certifying Agency

3502  USDA NOP certified organic production . . . . . 1252

3503  USDA NOP organic production exempt from certification (exempt is production normally less than \$5,000 in sales).

3504  Acres transitioning into USDA NOP organic production.

3506  Production according to USDA NOP standards but NOT certified or exempt.

3. What was the value of USDA NOP certified or exempt organically produced commodities sold from this operation in 2020? . . . . . 3505

Mark "X" if None

Gross Value of Sales (Dollars)
\$ <input style="width: 150px;" type="text"/> .00

## SECTION 25 PRACTICES

1. At any time during 2020, did this operation –

- a. Receive irrigation water supplied by a U.S. Bureau of Reclamation project or facility? Include reclamation water delivered by a local district. . . . . 1722 1  Yes 3  No
- b. Practice rotational or management-intensive grazing? . . . . . 1725 1  Yes 3  No
- c. Practice alley cropping, silvopasture, or forest farming, or have riparian forest buffers or windbreaks? . . . . . 1731 1  Yes 3  No
- d. Harvest any biomass (crop residue, grasses, woody biomass, etc.) for use in the production of renewable energy? Exclude grains, oilseeds, and firewood . . . . . 1750 1  Yes 3  No
- e. Have an on-farm packing facility for distributing vegetables, potatoes, fruit, nuts, berries, or other crops? . . . . . 1752 1  Yes 3  No
- f. Raise or sell veal calves? . . . . . 1728 1  Yes 3  No
- g. Have a barn that was built prior to 1960? . . . . . 1730 1  Yes 3  No

2. During 2020, did this operation produce and sell any processed or value-added products from its own agricultural production?

INCLUDE

- jam, wine, cheese, meat, floral arrangements, cider, etc.

EXCLUDE

- products purchased and resold
- live animals

1726 1  **Yes** - Continue      3  **No** - Go to item 3

a. How much was received in 2020 for the sales of the processed or value-added product(s)? . . . . . 2727

Gross Value of Sales (Dollars)
\$ <input style="width: 150px;" type="text"/> .00

2726

b. Please specify the processed or value added product(s) . . . . .

3. At any time during 2020, did this operation have internet access, either on the operation or at an operator's residence?

1260 1  **Yes** - Report the type of service that was used to access the internet. Mark all that apply:

1265  Cellular data plan for a smartphone or other mobile device

1266  Satellite Internet service installed

1775  Don't know

1271  Broadband (high speed) Internet service such as cable, fiber optic, or DSL service installed

1261  Dial-up Internet service installed

1268  Other, specify below ↴

3  **No** - Go to SECTION 26

1269



**SECTION 26 FOOD MARKETING PRACTICES**

- During 2020, did this operation **produce and sell** any crops, livestock, poultry, or agricultural products as food for humans to eat or drink **directly to**:
  - Include **processed food** products (also known as **value-added food products**) produced by this operation.
  - Exclude non-edible products such as hay, cut flowers not intended for consumption, Christmas trees, nursery products; commodities produced under production contracts; and products purchased and resold.

				Gross Value of Sales	
a. <b>Consumers</b> (individuals who purchased your products from farmers markets, on-farm stores or farm stands, roadside stands or stores, CSA [Community Supported Agriculture], online marketplaces, etc.)? . . . . .	4159	1	<input type="checkbox"/> <b>Yes →</b>	4160	\$ .00
		3	<input type="checkbox"/> <b>No</b>		
b. <b>Retail markets</b> (supermarkets, supercenters, restaurants, caterers, independently owned grocery stores, food cooperatives, etc.)? . . . . .	4162	1	<input type="checkbox"/> <b>Yes →</b>	4163	\$ .00
		3	<input type="checkbox"/> <b>No</b>		
c. <b>Institutions</b> (k-12 schools, colleges or universities, hospitals, workplace cafeterias, prisons, foodbanks, etc.)? . . . . .	4164	1	<input type="checkbox"/> <b>Yes →</b>	4165	\$ .00
		3	<input type="checkbox"/> <b>No</b>		
d. <b>Intermediate markets</b> (businesses or organizations in the middle of the supply chain marketing locally- and/or regionally-branded products, such as distributors, food hubs, brokers, auction houses, wholesale and terminal markets, food processors, etc.)? . . . . .	4166	1	<input type="checkbox"/> <b>Yes →</b>	4167	\$ .00
		3	<input type="checkbox"/> <b>No</b>		

2. Specify products sold reported above: 4168

**SECTION 27 FERTILIZERS, CHEMICALS, AND SOIL CONDITIONERS APPLIED**

- Were any fertilizers, manure, herbicides, insecticides, fungicides, nematicides, other pesticides, growth regulators, or other chemicals used on this operation during 2020?

INCLUDE  
 • rock phosphate, lime, and gypsum as fertilizer

EXCLUDE  
 • pretreated seeds

1568 1  **Yes - Complete this section**      3  **No - Go to SECTION 28**

			Mark "X" if None	Number of Acres
2. Acres to which commercial fertilizer and soil conditioners were applied –				
a. Cropland in 2020 – Exclude cropland used only for pasture . . . . .	0932		<input type="checkbox"/>	
b. Pastureland and rangeland acres in 2020 – Include cropland used only for pasture or grazing . . . . .	0933		<input type="checkbox"/>	
3. Acres of cropland and pastureland on which animal manure was applied . . . . .	1569		<input type="checkbox"/>	
4. Acres of cropland and/or pastureland treated with organic fertilizer according to USDA's National Organic Program (NOP) standards. . . . .	1570		<input type="checkbox"/>	
5. Acres on which chemicals were applied to control the items listed below. The same acres can be reported in more than one item below. However, report acres only once for each item, regardless of the number of applications.				
Number of Acres				
a. Insects . . . . .	0936		<input type="checkbox"/>	
b. Weeds, grass, or brush - Include both pre-emergence and post emergence . . . . .	0939		<input type="checkbox"/>	
c. Nematodes . . . . .	0937		<input type="checkbox"/>	
d. Diseases in crops and orchards such as blight, smut, rust, etc. . . . .	0938		<input type="checkbox"/>	
6. Acres of crops treated to control growth, thin fruit, ripen, or defoliate. . . . .	0940		<input type="checkbox"/>	

**SECTION 28 RENEWABLE ENERGY**

1. During 2020, what types of renewable energy producing systems were on this operation, regardless of ownership? Mark all that apply.

3619  None                      3605  Methane digesters                      3606  Other, specify

3603  Solar panels                      3614  Geothermal/  
Geoexchange system

3604  Wind turbines                      3615  Small hydro system

2. On the land owned by this operation, were any wind rights leased to others? . . . . . 3607 1  Yes    3  No

**SECTION 29 MACHINERY AND EQUIPMENT**

1. For the items listed below, report the number on this operation on **December 31, 2020**. Include machinery, equipment, and implements used for the farm or ranch business in 2019 or 2020 and usually kept on the operation.

	Mark "X" if None	Number on this operation December 31, 2020	Mark "X" if None	Of these, the number manufactured in the last 5 years (2016-2020)
a. Trucks, including pickups . . . . . 0944	<input type="checkbox"/>	<input type="text"/>	<input type="checkbox"/>	<input type="text"/>
b. Tractors less than 40 horsepower (PTO) – Exclude garden tractors . . . . . 0946	<input type="checkbox"/>	<input type="text"/>	<input type="checkbox"/>	<input type="text"/>
c. Tractors 40 - 99 horsepower (PTO) . . . . . 0948	<input type="checkbox"/>	<input type="text"/>	<input type="checkbox"/>	<input type="text"/>
d. Tractors 100 horsepower (PTO) or more . . . . . 0962	<input type="checkbox"/>	<input type="text"/>	<input type="checkbox"/>	<input type="text"/>
e. Grain and bean combines, self-propelled . . . . . 0950	<input type="checkbox"/>	<input type="text"/>	<input type="checkbox"/>	<input type="text"/>
f. Cotton pickers and strippers, self-propelled . . . . . 0956	<input type="checkbox"/>	<input type="text"/>	<input type="checkbox"/>	<input type="text"/>
g. Forage harvesters, self-propelled . . . . . 0953	<input type="checkbox"/>	<input type="text"/>	<input type="checkbox"/>	<input type="text"/>
h. Hay balers . . . . . 0960	<input type="checkbox"/>	<input type="text"/>	<input type="checkbox"/>	<input type="text"/>

**SECTION 30 FARM LABOR**

	Mark "X" if None	Number of Workers
1. What was the number of UNPAID farm or ranch workers, including family members and office workers, who worked on this farm or ranch? . . . . . 3401	<input type="checkbox"/>	<input type="text"/>
2. What was the number of HIRED farm or ranch workers, including paid family members and office workers, who –		
a. Worked less than 150 days on this operation in 2020? Exclude contract labor . . . . . 0941	<input type="checkbox"/>	<input type="text"/>
b. Worked 150 days or more on this operation in 2020? Exclude contract labor . . . . . 0942	<input type="checkbox"/>	<input type="text"/>
3. What was the number of foreign and domestic MIGRANT workers on this operation in 2020? A migrant worker is a farm worker whose employment required travel that prevented the migrant worker from returning to his/her permanent place of residence the same day. Include hired and contract workers . . . . . 3402	<input type="checkbox"/>	<input type="text"/>

## SECTION 31 PRODUCTION EXPENSES

Report total production expenses paid by this operation in 2020.

**INCLUDE**

- expenses paid by you and your landlords
- expenses connected with performing customwork for others

**EXCLUDE**

- expenses not related to the farm business
- any expenses paid by the contractor

EXPENSES PAID BY THIS OPERATION AND ITS LANDLORD(S)

		Mark "X" if None	Dollars
1.	Fertilizer, lime, and soil conditioners purchased. Include rock phosphate, gypsum, manure purchased, potting soil, growing media, and other organic materials. Include the cost of any custom application . . . . .	1501 <input type="checkbox"/>	\$ .00
2.	Chemicals purchased such as insecticides, herbicides, fungicides, other pesticides, etc. Include the cost of custom application . . . . .	1502 <input type="checkbox"/>	\$ .00
3.	Seeds, plants, vines, trees, etc. purchased. Include technology or other fees, seed treatments, and seed cleaning cost. Exclude items purchased for resale without additional growth . . . . .	1503 <input type="checkbox"/>	\$ .00
a.	Of the total in item 3, how much was for cover crop seed? . . . . .	2753 <input type="checkbox"/>	\$ .00
4.	Breeding livestock purchased or leased, regardless of age. Include dairy cattle . . . . .	1504 <input type="checkbox"/>	\$ .00
5.	All other livestock and poultry purchased or leased. Include stocker and feeder cattle, calves, sheep, lambs, feeder pigs, chicks, pullets, poults, horses, fish, goats, bee colonies, etc. Include livestock leasing expense . . . . .	1505 <input type="checkbox"/>	\$ .00
6.	Feed purchased for livestock and poultry. Include grain, hay, silage, mixed feeds, concentrates, supplements, premixes, etc. . . . .	1506 <input type="checkbox"/>	\$ .00
7.	Gasoline, fuels, and oils purchased for the farm business. Include diesel, natural gas, LP gas, motor oil, grease, etc. . . . .	1507 <input type="checkbox"/>	\$ .00
8.	Utilities purchased for the farm business. Include electricity, farm share of telephone, water purchased, etc. . . . .	1508 <input type="checkbox"/>	\$ .00
9.	Repairs, supplies, and maintenance cost for the farm business. . . . .	1509 <input type="checkbox"/>	\$ .00
10.	Labor –		
a.	Hired farm and ranch labor. Include employer's cost for social security, worker's compensation, health and life insurance premiums, pension plans, etc. . . . .	1510 <input type="checkbox"/>	\$ .00
b.	Contract labor. Include expenses for labor, such as harvesting of fruit, vegetables, berries, etc. performed on a contract basis by a contractor, crew leader, etc. . . . .	1511 <input type="checkbox"/>	\$ .00
11.	Customwork and custom hauling, such as custom planting, harvesting, etc. and custom hauling of grain, livestock, milk, manure, etc. . . . .	1512 <input type="checkbox"/>	\$ .00
12.	Rent –		
a.	Cash rent paid in 2020 for land and buildings. Include grazing fees. . . . .	1513 <input type="checkbox"/>	\$ .00
b.	Rent and lease expenses for machinery, equipment, and farm share of vehicles. Exclude custom hire . . . . .	1514 <input type="checkbox"/>	\$ .00
13.	Interest paid on debts –		
a.	Secured by real estate. . . . .	1515 <input type="checkbox"/>	\$ .00
b.	Not secured by real estate. . . . .	1516 <input type="checkbox"/>	\$ .00
14.	Property taxes paid in 2020. Include farm real estate, machinery, livestock, etc. for the farm business. Exclude taxes paid by this operation's landlords. . . . .	1517 <input type="checkbox"/>	\$ .00
15.	Medical supplies, veterinary, and custom services for livestock. Include artificial insemination (AI), branding, breeding fees, caaponizing, carcass removal, castrating, custom feed processing, hormone injections, performance testing, pregnancy testing, seining, sheep shearing, etc. Exclude manure disposal . . . . .	1935 <input type="checkbox"/>	\$ .00
16.	Other production expenses. Include storage and warehousing, marketing expenses, insurance, vehicle registration fees, etc. Exclude health insurance premiums and payroll taxes . . . . .	1518 <input type="checkbox"/>	\$ .00
17.	<b>Total production expenses (add items 1-16)</b> . . . . .	1936 <input type="checkbox"/>	\$ .00



**SECTION 31 CONTINUED**

		Mark "X" if None	Dollars
18.	How much did your landlord(s) pay for the production expenses for this operation in 2020? . . . . .	1519 <input type="checkbox"/>	\$ <input type="text"/> .00
19.	What was the value of your landlord's share of the total sales produced by this operation? Exclude cash rent . . . . .	1349 <input type="checkbox"/>	\$ <input type="text"/> .00
20.	What was the total depreciation expense claimed by this operation in 2020 for all capital assets? Estimate 2020 from 2019 if necessary. . . . .	1520 <input type="checkbox"/>	\$ <input type="text"/> .00

**SECTION 32 MARKET VALUE OF LAND, BUILDINGS, MACHINERY, AND EQUIPMENT**

		Mark "X" if None	Estimated Market Value (Dollars)
1.	Report your estimate of the <b>current market value</b> of land and buildings reported in SECTION 1.		
a.	All land and buildings owned . . . . .	0996 <input type="checkbox"/>	\$ <input type="text"/> .00
b.	All land and buildings rented or leased from others. . . . .	0997 <input type="checkbox"/>	\$ <input type="text"/> .00
c.	All land and buildings rented or leased to others. . . . .	0998 <input type="checkbox"/>	\$ <input type="text"/> .00
2.	What is your estimate of the <b>current value of all machinery, equipment, and implements</b> used for farm-related activities on this operation, regardless of ownership, on <b>December 31, 2020</b> ? . . . . .	0943 <input type="checkbox"/>	\$ <input type="text"/> .00

*INCLUDE - the following if kept on this operation and used for this farm or ranch business in 2020.*

- cars      • trucks      • tractors      • tools      • dairy equipment
- combines      • plows      • disks      • harrows      • irrigation equipment
- pumps      • motors      • tanks      • feeders      • grinding and mixing equipment, etc.
- dryers      • computers

**SECTION 33 INCOME FROM FARM-RELATED SOURCES**

Report the gross dollar amount received before taxes and expenses in 2020 for –

		Mark "X" if None	Gross Dollars
1.	Customwork and other agricultural services provided for farmers and others, such as plowing, planting, spraying, harvesting, preparing products for market, etc. Exclude if customwork was an entirely separate business from your agricultural operation . . . . .	0992 <input type="checkbox"/>	\$ <input type="text"/> .00
2.	Payments received from cash rent or share payments from renting out farmland and/or buildings, or payments from lease of allotments. Include payments for livestock pastured on a per head basis, per month basis, AUM basis, etc. . . . .	0993 <input type="checkbox"/>	\$ <input type="text"/> .00
3.	Sales of forest products. Include timber, firewood, etc. Exclude sales of Christmas trees, short rotation woody crops, and maple products. . . . .	0994 <input type="checkbox"/>	\$ <input type="text"/> .00
4.	Agri-tourism and recreational services, such as farm tours, hay rides, hunting, fishing, etc. . . . .	1401 <input type="checkbox"/>	\$ <input type="text"/> .00
5.	Patronage dividends and refunds from cooperatives. . . . .	1402 <input type="checkbox"/>	\$ <input type="text"/> .00
6.	Crop and livestock insurance payments received. Exclude payments received from casualty insurance, vehicle liability, blanket policies, and operator dwelling insurance. . . . .	1404 <input type="checkbox"/>	\$ <input type="text"/> .00
7.	Other income which is closely related to the agricultural operation. Include renting and leasing farm machinery and trucks, renting and leasing of livestock, bee colony rental, animal boarding, state fuel tax refunds, farm-generated energy, etc. Specify <input checked="" type="checkbox"/>		
1433	<input type="text"/>	1403 <input type="checkbox"/>	\$ <input type="text"/> .00



**SECTION 34 AGRICULTURAL ACTIVITY WITHIN THE BORDERS OF AMERICAN INDIAN RESERVATIONS, PUEBLOS, AND SERVICE AREAS**

1. Did this operation use any land for livestock or cropland within the borders of an American Indian Reservation, Pueblo, or Service Area at any time during 2020? Include owned, deeded, tribal, or allotted land.

1050 1  **Yes** - Complete this section      3  **No** - Go to SECTION 35

2. Enter the name and state of the American Indian Reservation, Pueblo, or Service Area where the agricultural activity occurred.

	Reservation, Pueblo, or Service Area Name		State
1051	<input style="width: 95%;" type="text"/>	1052	<input style="width: 95%;" type="text"/>

3. How many total acres did this operation use for livestock or cropland within this Reservation, Pueblo, or Service Area in 2020? Exclude land used on a per head or animal unit month (AUM) basis . . . . . 1053

Number of Acres
<input style="width: 95%;" type="text"/>
<input style="width: 95%;" type="text"/>

a. How many of these acres were harvested cropland? . . . . . 1054

4. In 2020, did this operation have any livestock within the borders of an American Indian Reservation, Pueblo, or Service Area? Include livestock on land used on a per head or animal unit month (AUM) basis.

1056 1  **Yes** - Continue      3  **No** - Go to SECTION 35

a. On **December 31, 2020**, what percent of this operation's livestock was on this Reservation, Pueblo, or Service Area?

1057 1  None      3  26 - 50 percent      5  76 - 99 percent  
 2  1 - 25 percent      4  51 - 75 percent      6  100 percent (all livestock)

**SECTION 35 CONCLUSION**

1. Is it possible that the agricultural activity information reported for this operation could also be reported by another operation?

1080 1  **Yes** - Provide the other name and address below      3  **No** - Go to item 2

	Possible Duplicate Name		Address
1081	<input style="width: 95%;" type="text"/>	1082	<input style="width: 95%;" type="text"/>
	City	State	Zip
1083	<input style="width: 95%;" type="text"/>	1084 <input style="width: 15%;" type="text"/>	1085 <input style="width: 15%;" type="text"/>

2. Do you (the individual named on the label) make any day-to-day decisions for **another** farm or ranch? It is important that the Census of Agriculture accurately accounts for all of your farm or ranch operations.

1086 1  **Yes** - Enter the information of the additional farm or ranch below      3  **No** - Go to item 3

	Additional Farm or Ranch		Area Code and Phone Number
1088	<input style="width: 95%;" type="text"/>	1089	<input style="width: 95%;" type="text"/>

a. Did you receive a 2020 Census of Agriculture report form for this additional farm or ranch?

1087 1  **Yes**      3  **No**

b. Did you include all data from this additional farm or ranch on THIS REPORT? Do not make changes to the data in this report, regardless of your answer.

1091 1  **Yes**      3  **No**

3. Return your form in the envelope provided. **Thank you** for your participation.