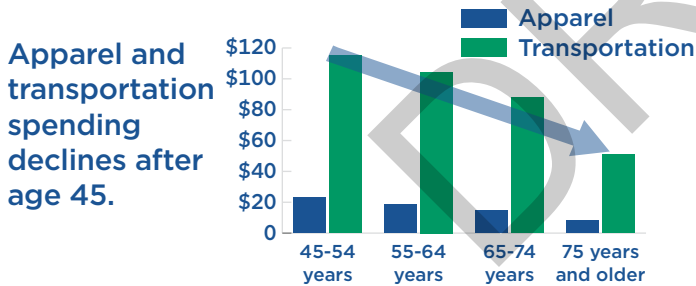
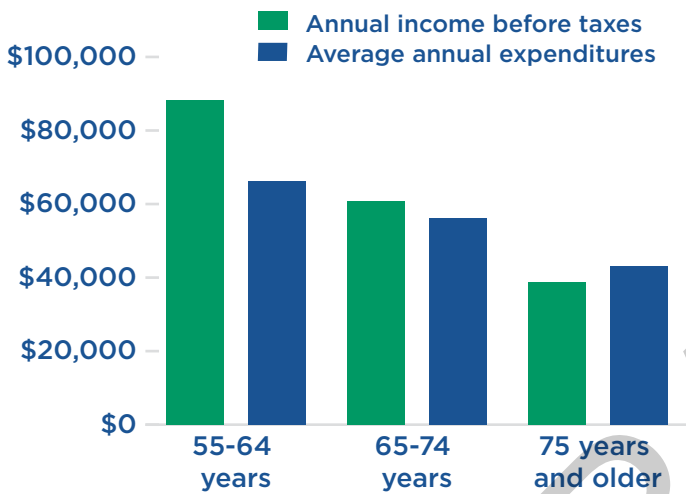


# HOUSEHOLD SPENDING AGE 55 AND OVER

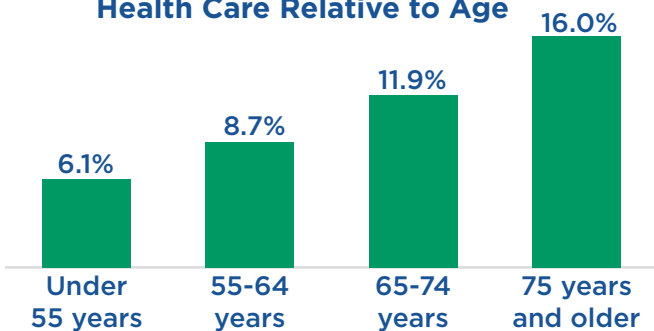
## 2018 Consumer Expenditure Survey

As household members age, understanding spending patterns in later life is crucial in evaluating financial security in retirement.

**Average Income and Spending Decline with Age**



**Percent of Annual Budget Spent on Health Care Relative to Age**



**Average Annual Expenditures**

**Percent of Household Budget**

55 years and over

Housing

\$18,632



32.4%

Transportation

\$8,621



15.0%

Food

\$7,223



12.6%

Health Care

\$6,350



11.1%

Entertainment

\$3,300



5.7%

Apparel and Services

\$1,480



2.6%

Other

\$11,815



20.6%

Form No. CE-200(d)(2020)

Source: 2018 Consumer Expenditure Survey