

COVER SHEET

CEQ 2021 04

Blaise Item-Level Specifications Report

Items contained in this report:

- R_IN
- Bhhros
- BFAQ
- BRespondent
- BStatus
- BProductDB
- BAdmin
- BFRONT
- BCOVERAGE
- BContact
- BCONTROLCARD
- BCeintro
- SECT01
- BSECT02
- BSECT3
- SECT02B
- BSECTION4
- BSECT5
- BSEC6PT
- BSECT7
- BSECT8
- BSECT9
- BSECT10
- BSECT11
- BSECT12
- BSECT13
- BSECT14
- BSECT15
- BSECTION16
- BSECT17
- BSECT18
- BSECT19
- BSECT20
- BSECT21
- BSECT22
- BBACK
- BCHI
- Processing_Documentation

XXXX
XXXX

Field

Description: Dummy field to set "Sponsor field length" column to 2 in SAS 9.2

Form Pane Label:

SAS Name:

Tag Name:

Inherited Universe:

Universe:

Universe Description:

Question Text:

Type: Classification

Length: 99

- Don't Know
- Refuse
- Empty

- On Input
- On Output

Array:

Instrument SAS Name: XXXX

Field

Laundry_List_Standards

Laundry_List_Standards

Description: General Laundry List Standards

Form Pane Label:

SAS Name:

Tag Name:

Inherited Universe:

Universe:

Universe Description:

Question Text: ** Non Displayed **

Type: Classification

Length: 0

- Don't Know
- Refuse
- Empty

- On Input
- On Output

Array:

Special Instructions: NOTE: See attached document for general laundry list standards. (Sections 4c-d, 5, 6a-b, 7, 8a, 9a-b, 12a-b, 13b, 14b, 15a-b, 16, 17a, 19a-b)

PreChart_Standards

Field

PreChart_Standards

Description: General PreChart Standards

Form Pane Label:

SAS Name:

Tag Name:

Inherited Universe:

Universe:

Universe Description:

Question Text: ** Non Displayed **

Type: Classification

Length: 0

- Don't Know
- Refuse
- Empty

- On Input
- On Output

Array:

Special Instructions: NOTE: See attached document for general prechart standards.

Field

GLOBAL_HELP
GLOBAL_HELP

Description: Instrument Help File - UPDATE when F1 help changes

Form Pane Label:

SAS Name:

Tag Name:

Inherited Universe:

Universe:

Universe Description:

Question Text:

Type: Classification

Length: 0

- Don't Know
- Refuse
- Empty

- On Input
- On Output

Array:

CASEID_IN_Info

Field

CASEID_IN_Info

Description: Caseid.IN Information

Form Pane Label:

SAS Name:

Tag Name:

Inherited Universe:

Universe:

Universe Description:

Question Text: ** Non-Displayed Field ***

Type: Classification

Length: 0

- Don't Know
- Refuse
- Empty

- On Input
- On Output

Array:

Special Instructions: See attached file for information contained in the CASEID.IN script run by the instrument for reading data from case management into the instrument.

Field

CASEID_OUT_Info
CASEID_OUT_Info

Description: Caseid.OUT Information

Form Pane Label:

SAS Name:

Tag Name:

Inherited Universe:

Universe:

Universe Description:

Question Text: ** Not Displayed **

Type: Classification

Length: 0

- Don't Know
- Refuse
- Empty

- On Input
- On Output

Array:

Special Instructions: See attached file for information contained in the CASEID.OUT script run by the instrument for writing from the instrument to case management

Spawning_Info

Spawning_Info

Field

Description: Spawning documentation

Form Pane Label:

SAS Name:

Tag Name:

Inherited Universe:

Universe:

Universe Description:

Question Text:

Type: Classification

Length: 0

- Don't Know
- Refuse
- Empty

- On Input
- On Output

Array:

Field

FUNCTION_KEYS
FUNCTION_KEYS

Description: Key Assignment document

Form Pane Label:

SAS Name:

Tag Name:

Inherited Universe:

Universe:

Universe Description:

Question Text: ** Non Displayed **

Type: Classification

Length: 0

- Don't Know
- Refuse
- Empty

- On Input
- On Output

Array:

Special Instructions: NOTE: See attached document for function key assignments and Menu options

STATUS_BAR

STATUS_BAR

Field

Description: Items to display on the status bar

Form Pane Label:

SAS Name:

Tag Name:

Inherited Universe:

Universe:

Universe Description:

Question Text: ** Non Displayed **

Type: Classification

Length: 0

- Don't Know
- Refuse
- Empty

- On Input
- On Output

Array:

Special Instructions: Display the following, in order, in the status bar:

CASEID

Tag Name

Time

Date

INTERVIEW NUMBER: ^INTNMBR

POP GROUP: ^POPGRP_fill

RESPONDENT NAME: ^RESPNAME

Blaise Page Number

Field

8550_Input_Layouts

8550_Input_Layouts

Description:

Form Pane Label:

SAS Name:

Tag Name:

Inherited Universe:

Universe:

Universe Description:

Question Text:

Type: Classification

Length: 0

- Don't Know
- Refuse
- Empty

- On Input
- On Output

Array:

Special Instructions: See attached document for the record type 8500 layouts

Input_Setup_Specifications

Field

Input_Setup_Specifications

Description: Setup Specifications

Form Pane Label:

SAS Name:

Tag Name:

Inherited Universe:

Universe:

Universe Description:

Question Text: ** See Attached **

Type: Classification

Length: 0

- Don't Know
- Refuse
- Empty

- On Input
- On Output

Array:

Special Instructions: See attached document for setup specifications

Field

CASEID
CASEID

Description: Blaise Case ID number

Form Pane Label:

SAS Name: FPRIMARY

Tag Name:

Inherited Universe:

Universe:

Universe Description:

Question Text:

Type: String

Length: 8

- Don't Know
- Refuse
- Empty

- On Input
- On Output

Array:

Special Instructions: The caseid is a 8 digits sequence number that consists of:

Position 1: 0

Position 2: CU spawn indicator

Position 3: Replacement spawn indicator

Positions 4-8: Sequence #

Instrument SAS Name: CASEID

Destination Data Set: CHAI

CTRLNUM

Field

CTRLNUM

Description: Census Control ID Number

Form Pane Label:

SAS Name:

Tag Name:

Inherited Universe:

Universe:

Universe Description:

Question Text:

Type: String

Length: 24

- Don't Know
- Refuse
- Empty

- On Input
- On Output

Array:

Special Instructions: Control number is defined as follows:

Positions 1-2: Survey Code
Positions 3-4: PSU ST
Positions 5-7: PSU CO
Positions 8: Frame
Positions 9-11: Sample
Positions 12-15: Sequence # 1
Positions 16-17: Sequence # 2
Positions 18-20: HH/CU identifier
Positions 21-24 spinoff indicator

Instrument SAS Name: CTRLNUM

Destination Data Set: FMLY

Block

R_IN
R_IN

Description:

Tab Name:
Fly Over Name:
Universe Type:

Inherited Universe:

Universe:

Universe Description:

Array:

Block Instructions:

MAXCUNUM
MAXCUNUM

Field

Description: Highest CU assigned

Form Pane Label:

SAS Name:

Tag Name: MAXCUNUM

Inherited Universe:

Universe:

Universe Description:

Question Text: ** VARIABLE NEEDED FOR PROCESSING **

Type: String

Length: 2

- Don't Know
- Refuse
- Empty

- On Input
- On Output

Array:

Special Instructions: Values: 1-50

Instrument SAS Name: MAXCUNUM

Destination Data Set: FMIS

Field

CUNUMBER
CUNUMBER

Description: Consumer Unit Number

Form Pane Label:

SAS Name: CU_NUM

Tag Name:

Inherited Universe:

Universe:

Universe Description:

Question Text:

Type: String

Length: 2

- Don't Know
- Refuse
- Empty

- On Input
- On Output

Array:

Special Instructions: Values: 01-99

Instrument SAS Name: CUNUMBER

Destination Data Set: FMLY

REPLACE

REPLACE

Field

Description: Flag to indicate if the case is a newly created replacement household case.

Form Pane Label:

SAS Name:

Tag Name:

Inherited Universe:

Universe:

Universe Description:

Question Text:

Type: Enumerated

Length: 1

Answer List: TYesNo

Value:	Mnemonic:	Description:
1	Yes	Yes
2	No	No

- Don't Know
- Refuse
- Empty

- On Input
- On Output

Store Instructions: IF the 3rd position of the CASEID is R then set REPLACE = 1
ELSE set REPLACE = 2

Array:

Special Instructions: Valid Values: 1 = Yes, this is a newly created replacement case
2 = Not a replacement case

Instrument SAS Name: REPLACE

Block

Bhhros
Bhhros

Description: Show HH roster

Tab Name: ros

Fly Over Name: ros - Persons roster

Universe Type: lf

Inherited Universe:

Universe: Shift - F1 is pressed

Universe Description:

Array:

Block Instructions:

H_HHROS

H_HHROS

Field

Description: F1 ref screen

Form Pane Label: household st

SAS Name:

Tag Name: H_HHROS

Inherited Universe:

Universe: Shift - F1 key is pressed

Universe Description:

Question Text: RESP LN NAME

MEMBER RELATIONSHIP CU SEX AGE

Type: Enumerated

Length: 1

Answer List: TContinue

Value:	Mnemonic:	Description:
1	Continue	Enter 1 to Continue

- Don't Know
- Refuse
- Empty

- On Input
- On Output

Array:

Special Instructions: 1. Display the household/CU roster

2. This screen is a reference screen accessed by the Shift-F1 key. (It will be its own parallel block.)

Skip Instructions: Return to interview

Block

BFAQ
BFAQ

Description: Frequently Asked Questions

Tab Name: FAQ

Fly Over Name: Frequently Asked Questions

Universe Type: If

Inherited Universe:

Universe: Shift-F2 is pressed

Universe Description:

Array:

Block Instructions:

H_PURPOSE

H_PURPOSE

Field

Description: faq ref screen

Form Pane Label: FAQ

SAS Name:

Tag Name: H_PURPOSE

Inherited Universe:

Universe: Shift - F2 key is pressed

Universe Description:

Question Text: ✦ FREQUENTLY ASKED QUESTIONS

Type: Enumerated

Length: 1

Answer List: TFAQ

Value:	Mnemonic:	Description:
1	All_about	What is this survey all about?
2	Who_uses	Who uses this information? What good is it?
3	Collected	How is the data collected? How many times will I be interviewed?
4	Protect	I hesitate to tell some things about myself, what protection do I have?
5	Authorized	Is this survey authorized by law?
6	Proceed	Proceed with the interview

- Don't Know
- Refuse
- Empty

- On Input
- On Output

Array:

Special Instructions: This screen is a reference screen accessed by the Shift-F2 key. (It will be its own parallel block.)

Skip Instructions: 1: Goto H_PURPOSE1

- 2: Goto H_PURPOSE2
- 3: Goto H_PURPOSE3
- 4: Goto H_PURPOSE4
- 5: Goto H_PURPOSE5
- 6: Return to interivew

H_PURPOSE1

H_PURPOSE1

Field

Description: What is this survey all about?

Form Pane Label: FAQ 1

SAS Name:

Tag Name: H_PURPOSE1

Inherited Universe:

Universe: H_PURPOSE = 1

Universe Description:

Question Text: * WHAT IS THIS SURVEY ALL ABOUT?

The Consumer Expenditure Survey collects information from the Nation's households and families on their buying habits (expenditures), income, and characteristics. The strength of the survey is that it allows data users to relate the expenditure and income of consumers to the characteristics of those consumers.

Type: Enumerated

Length: 1

Answer List: TContinue

Value:	Mnemonic:	Description:
1	Continue	Enter 1 to Continue

- Don't Know
- Refuse
- Empty

- On Input
- On Output

Array:

Skip Instructions: Return to interview

Field

H_PURPOSE2
H_PURPOSE2

Description: Who Uses this Information? What good is it?

Form Pane Label: FAQ 2

SAS Name:

Tag Name: H_PURPOSE2

Inherited Universe:

Universe: H_PURPOSE = 2

Universe Description:

Question Text: * WHO USES THIS INFORMATION? WHAT GOOD IS IT?

Data from the Consumer Expenditure Survey are used in a number of different ways by a variety of users. An important use of the survey by the Bureau of Labor Statistics is for the periodic revisions of the Consumer Price Index (CPI). Survey results are used to select new market basket of goods and services for the CPI, to determine the relative importance of CPI components and to derive new cost weights for the market basket. Government and private agencies use the data to study the welfare of particular segments of the population. Economic policymakers use the data to study the impact of policy changes in the welfare of different socioeconomic groups. Researchers use the data in a variety of studies, including those that focus on the spending behavior of different family types and historical spending trends.

Type: Enumerated

Length: 1

Answer List: TContinue

Value:	Mnemonic:	Description:
1	Continue	Enter 1 to Continue

- Don't Know
- Refuse
- Empty

- On Input
- On Output

Array:

Skip Instructions: Return to interview

Field

H_PURPOSE3
H_PURPOSE3

Description: How is the data collected?

Form Pane Label: FAQ 3

SAS Name:

Tag Name: H_PURPOSE3

Inherited Universe:

Universe: H_PURPOSE = 3

Universe Description:

Question Text: * [HOW IS THE DATA COLLECTED?](#)
[HOW MANY TIMES WILL I BE INTERVIEWED?](#)

Data collection is carried out by the Bureau of the Census. In the Interview Survey, each consumer unit is interviewed every 3 months over 4 calendar quarters. In the initial interview, information is collected on demographic and family characteristics. Expenditure information is then collected over four quarterly interviews using uniform questionnaires. In the fourth interview, a supplement is used to account for changes in assets and liabilities.

Type: Enumerated

Length: 1

Answer List: TContinue

Value:	Mnemonic:	Description:
1	Continue	Enter 1 to Continue

- Don't Know
- Refuse
- Empty

- On Input
- On Output

Array:

Skip Instructions: Return to interview

H_PURPOSE4

H_PURPOSE4

Field

Description: What protection do I have?

Form Pane Label: FAQ 4

SAS Name:

Tag Name: H_PURPOSE4

Inherited Universe:

Universe: H_PURPOSE = 4

Universe Description:

Question Text: * I HESITATE TO TELL SOME THINGS ABOUT MYSELF.
 WHAT PROTECTION DO I HAVE?

The information that respondents provide is used solely for statistical purposes.

All Census Bureau data collectors take an oath of confidentiality and are subject

to fines and imprisonment for improperly disclosing information provided by respondents. Names and addresses are removed from all forms and that information

is not released as part of any statistical data.

Type: Enumerated

Length: 1

Answer List: TContinue

Value:	Mnemonic:	Description:
1	Continue	Enter 1 to Continue

- Don't Know
- Refuse
- Empty

- On Input
- On Output

Array:

Skip Instructions: Return to interview

Field

H_PURPOSE5
H_PURPOSE5

Description: Is this survey authorized by law?

Form Pane Label: FAQ 5

SAS Name:

Tag Name: H_PURPOSE5

Inherited Universe:

Universe: H_PURPOSE = 5

Universe Description:

Question Text: ♦ IS THIS SURVEY AUTHORIZED BY LAW?

The Bureau of Labor Statistics conducts the Consumer Expenditure Survey under the authority of Title 29 of the U.S. Code. Congress authorizes the financial support for the CE survey through Public Laws 94-439 and 95-205. The Bureau of the Census collects the CE data under the authority of Title 13, U.S. Code, Section 8b, which allows the Census Bureau to undertake surveys for other government agencies. Participation in the survey is voluntary. Under Title 13, the Census Bureau holds all information in strict confidence. We will not release information reported in the survey which would permit the identification of a household or any of its members to anyone outside of the Census Bureau.

Type: Enumerated

Length: 1

Answer List: TContinue

Value:	Mnemonic:	Description:
1	Continue	Enter 1 to Continue

- Don't Know
- Refuse
- Empty

On Input

On Output

Array:

Skip Instructions: Return to interview

Block

BRespondent
BRespondent

Description: Change respondent

Tab Name: Crp

Fly Over Name: Crp - Current Respondent

Universe Type: If

Inherited Universe:

Universe: Shift - F9 is pressed

Universe Description:

Array:

Block Instructions:

H_CHGRES

Field

H_CHGRES

Description: respondent

Form Pane Label: Respondent

SAS Name:

Tag Name: H_CHGRES

Inherited Universe:

Universe: Shift-F9 key is pressed

Universe Description:

Question Text: * Ask if necessary:

With whom am I speaking?

[Enter line number](#)

Type: Enumerated

Length: 2

Answer List: TNAME30

Value:	Mnemonic:	Description:
1	n01	^NAME[1]
2	n02	^NAME[2]
3	n03	^NAME[3]
4	n04	^NAME[4]
5	n05	^NAME[5]
6	n06	^NAME[6]
7	n07	^NAME[7]
8	n08	^NAME[8]
9	n09	^NAME[9]
10	n10	^NAME[10]
11	n11	^NAME[11]
12	n12	^NAME[12]
13	n13	^NAME[13]
14	n14	^NAME[14]

15	n15	^NAME[15]
16	n16	^NAME[16]
17	n17	^NAME[17]
18	n18	^NAME[18]
19	n19	^NAME[19]
20	n20	^NAME[20]
21	n21	^NAME[21]
22	n22	^NAME[22]
23	n23	^NAME[23]
24	n24	^NAME[24]
25	n25	^NAME[25]
26	n26	^NAME[26]
27	n27	^NAME[27]
28	n28	^NAME[28]
29	n29	^NAME[29]
30	n30	^NAME[30]

- Don't Know
- Refuse
- Empty

- On Input
- On Output

Store Instructions: Store H_CHGRES in RESPLINE.
Store name(RESPLINE) in RESPNAME
IF 95 is entered, store 95 in RESPLINE and
"PROXY RESPONDENT" in RESPNAME.

Array:

- Special Instructions:**
1. Do not allow an entry of a deleted person (Membstat = 1 or perstat = 99), non-household member (hh_MEM is 2 or membstat = 5), deceased person (MEMBSTAT = 3 or PERSTAT = 8) OR a person less than 16 to be selected
 2. Do not allow an entry greater than the number of persons

Skip Instructions: Return to interview

BStatus

Block

BStatus

Description: Interview Status

Tab Name: Sts

Fly Over Name: Sts - Interview Status

Universe Type: If

Inherited Universe:

Universe: F5 Key is pressed

Universe Description:

Array:

Block Instructions:

Field

H_STATUS
H_STATUS

Description: int status screen

Form Pane Label:

SAS Name:

Tag Name: H_STATUS

Inherited Universe:

Universe: F5 Key is pressed

Universe Description:

Question Text:

• STATUS OF INTERVIEW (X = Section Complete)

- | | |
|--|-----------------------------------|
| 1. Survey Info ^BLANKX | 13. Health Insurance .. ^BLANKX |
| 2. Rental Liv Quarters ^BLANKX | 14. Medical/Health expenditures |
| ^BLANKX | |
| 3. Owned Liv Quarters ^BLANKX | 15. Insurance |
| ^BLANKX | |
| 4. Utility & Fuel ^BLANKX | 16. Education expenses |
| ^BLANKX | |
| 5. Construct Repairs . . ^BLANKX | 17. Subscriptions |
| ^BLANKX | |
| 6. Appliances ^BLANKX | 18. Trips & Vacations |
| ^BLANKX | |
| 7. HH equipment ^BLANKX | 19. Misc. Expenses |
| ^BLANKX | |
| 8. Home furnish ^BLANKX | 20. Expense patterns |
| ^BLANKX | |
| 9. Clothing & Sewing . . ^BLANKX | 21. Work experience. |
| ^BLANKX | |
| 10. Rented & Leased Vehicles . ^BLANKX | 22. Assets & Liabilities. |
| ^BLANKX | |
| 11. Owned Vehicles . . . ^BLANKX | |
| 12. Vehicle Expenses . . ^BLANKX | |

Fills: BLANKX

Instructions: 1. IF the section complete flag for a section (SECTCOMP(xx)) = "Yes", fill "X"
Else fill blank.

2. IF 8500.FGN ORIG = 4 fill "NA" for section 1.

**IF you have gotten past the control card (CE_INTRO = 1) and the section 21
TAB is not on line the fill "NA" for
Section 21**

IF INTNMBR <> 4 then fill "NA" for Section 22

Type: Classification
Length: 0

- Don't Know
- Refuse
- Empty

- On Input
- On Output

Array:

Special Instructions: This screen is a reference screen accessed by the F5 key.

Skip Instructions: Return to interview

Block

BProductDB
BProductDB

Description: Product Index Look-up

Tab Name: Pindex

Fly Over Name: P-Index

Universe Type: If

Inherited Universe:

Universe: Ctrl-L is pressed OR TAB is clicked

Universe Description:

Array:

Block Instructions: Section Label: Product Index

lookupkeyword

lookupkeyword

Field

Description: Product look-up screen

Form Pane Label: Product

SAS Name:

Tag Name: ProductKey

Inherited Universe:

Universe:

Universe Description:

Question Text: [✦ Enter the lookup key word to search for in the Product Index.](#)

Type: String

Length: 35

- Don't Know
- Refuse
- Empty

- On Input
- On Output

Array:

Field

Endlooking
Endlooking

Description: Search results

Form Pane Label: Info

SAS Name:

Tag Name: StopLooking

Inherited Universe:

Universe:

Universe Description:

- Question Text:** ♦ Enter 1 to Continue and empty product lookup keyword.
♦ Enter nothing to retain current product keyword.

Product = (Fill information from the "Product" column of excel file.)

Item Description = (Fill information from the "ItemDesc" column of excel file.)

Section Part-Item Number = (Fill information from the "Section" "Part"- "ItemNo" columns of the excel file.)

Type: Enumerated

Length: 1

Answer List: TContinue

Value:	Mnemonic:	Description:
1	Continue	Enter 1 to Continue

- Don't Know
 Refuse
 Empty

- On Input
 On Output

Array:

Skip Instructions: Exit Help

Product_Index_File

Field

Product_Index_File

Description: Product Index Excel File

Form Pane Label:

SAS Name:

Tag Name:

Inherited Universe:

Universe:

Universe Description:

Question Text: ****Non Displayed****

Type: Classification

Length: 0

- Don't Know
- Refuse
- Empty

- On Input
- On Output

Array:

Special Instructions: NOTE: See attached document for CQR Product Index

Field

H_KEYS
H_KEYS

Description: function keys description

Form Pane Label:

SAS Name:

Tag Name: H_KEYS

Inherited Universe:

Universe: Shift - F10 key is pressed

Universe Description:

Question Text:

✦ **Function Keys Description:**

F1	Question Help
F2	(Unassigned)
F3	(Unassigned)
F4	Jump Menu
F5	Show Status
F6	(Unassigned)
F7	Item Notes/Remarks
F8	Return
F9	Skip to next person/Sec (Currently Unavailable)
F10	Exit
F11	Calculator
F12	Repeat
Shift-F1	Show HH
Shift-F2	FAQ
Shift-F3	(Unassigned)
Shift-F4	(Unassigned)
Shift-F5	Language
Shift-F6	(Unassigned)
Shift-F7	Show Notes/Remarks
Shift-F8	Show Prechart
Shift-F9	Change Respondent
Shift-F10	Show Function Keys
Shift-F11	Show Standard Abbr. (Currently Unavailable)
Shift-F12	(Unassigned)
Ctrl-D	Don't Know
Ctrl-F3	Show Question Text
Ctrl-E	Blaise Report Error (Currently Unavailable)
Ctrl-F	Search Tag
Ctrl-F7	Case Level Notes
Ctrl-H	Info
Ctrl-K	Show Function Keys

Ctrl-M
Ctrl-R

Show DK & Refused
Refused

Type: Classification
Length: 0

- Don't Know
- Refuse
- Empty

- On Input
- On Output

Array:

Special Instructions: This screen is a reference screen accessed by the Shift-F10 key. (It will be its own parallel block.)

Skip Instructions: Return to interview

Field

H_LQDATA
H_LQDATA

Description: prechart ref screen

Form Pane Label:

SAS Name:

Tag Name: H_LQDATA

Inherited Universe:

Universe: Shift - F8 Key is pressed

Universe Description:

Question Text: * Global Prechart for case (CASEID)

Section (X) - (Part X) - (Description)

Type: Classification

Length: 0

- Don't Know
- Refuse
- Empty

- On Input
- On Output

Array:

- Special Instructions:**
1. This screen is a reference screen accessed by the Shift-F8 key.
 2. Only display sections that have pre-chart data from last quarter. Use the pre-chart layouts from the individual sections. Place a header above each pre-chart that identifies the section , part and description of the section part.

Skip Instructions: Return to interview

DATAMODEL_CK

Field

DATAMODEL_CK

Description:

Form Pane Label:

SAS Name:

Tag Name:

Inherited Universe:

Universe: ALL

Universe Description:

Question Text: ** Non Displayed ITEM AT THE DATA MODEL LEVEL **

Type: Classification

Length: 0

Don't Know

Refuse

Empty

On Input

On Output

Array:

Special Instructions: 1. If STARTTIME is blank then set STARTTIME

2. Store the Instrument version date in the form MMDDYYYY in INSTVER

3. Set up CUR_MONTH, REF_MONTH and LAST_MONTH

4. If the 3rd position of the CASEID is R then store 1 in NEWCU and S in NEWUNIT

If the 2nd position of the CASEID is A, B, . . . , Z then store 1 in NEWCU and S in NEWUNIT

5. DO ONCE: Store the current date in FIRCODT
(Note: Set date of First Contact)

6. Store USERID in FIRFCDE
(Note: Set FIRFCDE for first contact only)

7. If there is a household roster on the input file then set
ROSTERNAMEONINPUT = 'Yes"

8. If VERADD = 3 AND INTROB = 5 then set INTROB = 1 and
VERADD = blank

9. Do only once: Set a flag if there is a mailing
address coming in on input/from CM
If MSTRNAME = blank and MNONCITYADD = blank then
set FLGMAILFROMHH = 2 (no)
Else set FLGMAILFROMHH = 1 (yes)

Skip Instructions: Goto SETBASIC

SETBASIC

SETBASIC

Field

Description:

Form Pane Label:

SAS Name:

Tag Name:

Inherited Universe:

Universe: ALL

Universe Description:

Question Text: ** Non Displayed **

Type: Classification

Length: 0

- Don't Know
- Refuse
- Empty

- On Input
- On Output

Array:

- Special Instructions:**
1. Store outcome in LSTOUT. After that, store 0 (zero) in outcome {This is done outside the instrument in the .IN manipula script}
 2. If mark is zero or blank, then store 2 in mark
 3. Set up the current date for displaying (DATE_C)
 4. If START = 4 or 5 then reset START. (This is done outside the instrument in the manipula script)

Skip Instructions: Goto START

Field

TRAININGCASE
TRAININGCASE

Description: Standard Training case screen

Form Pane Label:

SAS Name:

Tag Name:

Inherited Universe:

Universe: RT10.SURVTYPE = T

Universe Description:

Question Text: THIS IS A TRAINING CASE
TRAINING CASE

THIS IS A TRAINING CASE

THIS IS A

THIS

IS A

TRAINING

CASE

THIS IS A TRAINING CASE
TRAINING CASE

THIS IS A TRAINING CASE

THIS IS A

Type: Enumerated

Length: 1

Answer List: TContinue

Value:	Mnemonic:	Description:
1	Continue	Enter 1 to Continue

- Don't Know
- Refuse
- Empty

- On Input
- On Output

Array:

Special Instructions: Use standard trainingcase screen

? Color: The background color is orange with bold blue text.

(Orange RGB: Red: 255; Green: 128; Blue: 0)

(Bright Blue RGB: Red: 0; Green: 0; Blue: 255)

? Font: The font is Arial 72 point for the large lettering;

Arial 11 point for the smaller lettering.

Use Upper/lower case alphabetic characters.

Field

SENSITIVECASE
SENSITIVECASE

Description: Standard data sensitivity screen

Form Pane Label:

SAS Name:

Tag Name: SENSITIVECASE

Inherited Universe:

Universe: RT10.DATASENSITIVITY = S

Universe Description:

Question Text: WARNING! WARNING! WARNING! WARNING! WARNING!
WARNING!

THIS
THIS
CASE CASE
CONTAINS
SENSITIVE SENSITIVE
DATA
DATA

This case contains data that is considered sensitive and , therefore, you must treat the data as though it is production data and apply appropriate data stewardship safeguards when using the data. These include, but as not limited to, the following:

- o Do not store the data to any removable media or to a laptop that is not fully encrypted
- o Do not take the data offsite, for telework or other reasons
- o Do not e-mail the data unless it is sent as an encrypted attachment
- o Do ensure that the data, in electronic or hard copy format, are not viewed by anyone who does not have sworn status

If you do not agree to these conditions, exit the case as soon as the instrument allows it.

WARNING! WARNING! WARNING! WARNING! WARNING!
WARNING!

Type: Enumerated
Length: 1

Answer List: TContinue

Value:	Mnemonic:	Description:
1	Continue	Enter 1 to Continue

- Don't Know
- Refuse
- Empty

- On Input
- On Output

Array:

Special Instructions: Use standard sensitivecase screen

? Color: The background color is red with white text.
(Red RGB: Red: 255; Green: 0; Blue: 0)

? Font: The font is Arial 32 point for the large
lettering; Arial 11 point for the smaller
lettering. Use Upper/lower case alphabetic
characters.

Field

NEWCU
NEWCU

Description: Flag set for all NEW CU's

Form Pane Label:

SAS Name: NEWCU

Tag Name:

Inherited Universe:

Universe:

Universe Description:

Question Text: ** OUT VARIABLE **

Type: String

Length: 1

- Don't Know
- Refuse
- Empty

- On Input
- On Output

Array:

Special Instructions: NOTE: Flag that is set to 1 if this case is a New CU this interview period.

IF 2nd position of CASEID is A -Z (new cu) then

set NEWCU = 1

ELSEIF 3rd position of CASEID is R (replacement) then

set NEWCU = 1

ELSEIF last quarters outcome (8500.PROUT(INTNMBR-1)) =

215-219, 321-324, 225-233, 331, 332 or blank AND

ROSTERNAMEONINPUT ne "Yes" then store 1 in NEWCU

{If the last quarter was a vacant, type A, or not in

sample - late permit cases and there is no household

roster then we will set the flag so that the case

will act like a interview 2-4 - NEW CU}

ELSEIF late permit case then set NEWCU = 1

Instrument SAS Name: NEWCU

Destination Data Set: FMIS

Field

NEWCU2
NEWCU2

Description:

Form Pane Label:

SAS Name:

Tag Name:

Inherited Universe:

Universe:

Universe Description:

Question Text: ** Non-Displayed Field **

Type: Integer

Length: 1

Min: 0

Max: 1

- Don't Know
- Refuse
- Empty

- On Input
- On Output

Store Instructions: IF last quarters outcome (8500.PROUT(INTNMBR-1)) =
215-219, 321-324, 225-233, 331 or 332
AND ROSTERNAMEONINPUT = "Yes" AND No previous outcome
of 201 or 203 then set NEWCU2 = 1

{If the last quarter was a vacant or a type A and there
is a household roster and the case was never a complete
or sufficient partial then we will set the flag so that
the case will act like an interview 2-4 - NEW CU in all
sections except for the control card.}

Array:

Instrument SAS Name: NEWCU2

NEWCU
NEWCU

Field

Description:

Form Pane Label:

SAS Name:

Tag Name:

Inherited Universe:

Universe:

Universe Description:

Question Text: ** Non-Displayed Field **

Type: Integer

Length: 1

Min: 0

Max: 1

- Don't Know
- Refuse
- Empty

- On Input
- On Output

Store Instructions: IF (NEWCU2 = 1) OR (NEWCU = 1) THEN
 set _NEWCU_ = 1
ENDIF

Array:

Special Instructions: This field is an Aux Field

Instrument SAS Name: _NEWCU_

Field

AGE62
AGE62

Description: Check item for Age ge 62

Form Pane Label:

SAS Name:

Tag Name:

Inherited Universe:

Universe:

Universe Description:

Question Text: ** OUT VARIABLE **

Type: Enumerated

Length: 1

Answer List: TYesNo

Value:	Mnemonic:	Description:
1	Yes	Yes
2	No	No

- Don't Know
- Refuse
- Empty

- On Input
- On Output

Store Instructions: Set for each person on the roster {1 to nrosiz}

```
IF (BControlCard.TUnit1.BPerson.HH_MEM = 1) AND  
  (BControlCard.TUnit1.BPerson.MEMBSTAT ne 1, 3 or 5) AND  
  (BControlCard.TUnit1.BPerson.PERSTAT ne 99) AND  
  (BControlCard.TUnit1.BPerson.CU_CODE = 1, 2, or 10) AND  
  (BControlCard.TUnit2.BPersonAGE >= 62) THEN  
  set AGE62 = 1  
ELSE set AGE62 = 2
```

{AGE of owner, owner's spouse or unmarried partner is
greater than or equal to 62, then store 1 in AGE62}

Array:

Instrument SAS Name: AGE62

Destination Data Set: MEMB

Block

BAdmin
BAdmin

Description: This block contains REPLACESPAWN and EXITINTERVIEW

Tab Name:

Fly Over Name:

Universe Type: If

Inherited Universe:

Universe:

Universe Description:

Array:

Block Instructions:

EXITINTERVIEW

EXITINTERVIEW

Field

Description:

Form Pane Label:

SAS Name:

Tag Name:

Inherited Universe:

Universe:

Universe Description:

Question Text:

Type: Enumerated
Length: 1

Answer List: TYesNo

Value:	Mnemonic:	Description:
1	Yes	Yes
2	No	No

- Don't Know
- Refuse
- Empty

- On Input
- On Output

Store Instructions: If BFront.REPLACE_VER2 = 1 then set EXITINTERVIEW = 1
ELSEIF OUTCOME = 224 or 225 then set EXITINTERVIEW = 1
ELSEIF BCONTROLCARD.ANY_HHMEM = 2 then set EXITINTERVIEW = 1
ELSEIF BCONTROLCARD.ANY_HHMEM = 1 then set EXITINTERVIEW = 0

NOTE: may need to also set exitinterview = 0 if FlgElib
does = Yes for someone in case the FR just backs up
and fixes things instead of entering 1.

Array:

Instrument SAS Name: EXITINTERVIEW

Field

REPLACESPAWN

REPLACESPAWN

Description: Flag for replacement households

Form Pane Label:

SAS Name:

Tag Name:

Inherited Universe:

Universe:

Universe Description:

Question Text:

Type: Enumerated

Length: 1

Answer List: TYesNo

Value:	Mnemonic:	Description:
1	Yes	Yes
2	No	No

- Don't Know
- Refuse
- Empty

- On Input
- On Output

Store Instructions: IF BFront.REPLACE_HH = 2 OR BFRONT.REPLACE_VER = 2 OR
BFront.REPLACE_VER2 = 2 then
set REPLACESPAWN = 2
ELSEIF BFront.REPLACE_SPAWN = 1 then set REPLACESPAWN = 1

Array:

Instrument SAS Name: REPLACESPAWN

BFRONT

BFRONT

Block

Description: Front

Tab Name:

Fly Over Name:

Universe Type: If

Inherited Universe:

Universe: INTNMBR = 1-4

Universe Description:

Array:

Block Instructions: Section Label: Consumer Expenditure - Quarterly Interview Survey - Front

Field

START
START

Description: start interview

Form Pane Label: Start

SAS Name:

Tag Name: START

Inherited Universe:

Universe:

Universe Description: ALL

Question Text: CENSUS CATI/CAPI SYSTEM

CONSUMER EXPENDITURE SURVEYS
QUARTERLY INTERVIEW SURVEY

DATE: ^Intdate TIME: ^Inttime

INTERVIEW NUMBER: ^INTNMBR CASE STATUS IS: ^Status

^Start1

Language Spoken Last Quarter: ^Lang

Fills: Inttime

Instructions: fill: time

Fills: Intdate

Instructions: fill: current date

Fills: INTNMBR

Instructions: fill: INTNMBR

Fills: Status

Instructions: If Mark = 2 then fill status with "New Case"

If Mark = 3 then fill status with "Unreached household"

If Mark = 7 then fill status with "Household reached"

If Mark = 11 then fill status with "Partial"

If Mark = 16 then fill status with "DK follow-up needed"

Fills: Start1

Instructions: IF CONREF = 1 then

**fill "THIS HOUSEHOLD IS A CONFIRMED REFUSAL"
ELSE fill blank.**

Fills: Lang

Instructions: IF RT8500.LANGUAGE = 1 then fill "English"
IF RT8500.LANGUAGE = 2 then fill "Spanish"
IF RT8500.LANGUAGE = 3 then fill entry in RT8500.LANGSP

Type: Enumerated

Length: 1

Answer List: TSTART

Value:	Mnemonic:	Description:
1	Continue	Continue
2	SkipNotes	Skip notes
3	Transmit	Ready to transmit
4	Quit	Quit
5	Noninterview	Non-interview

- Don't Know
- Refuse
- Empty

- On Input
- On Output

Store Instructions: IF entry of 4: store 202 in OUTCOME;
IF MARKTWO is 02 then store 204 in OUTCOME.
If MARK = 16, store 206 in outcome

Array:

Skip Instructions: 1: IF INTNMBR = 1 then goto GENINTRO
ELSE goto SHOSTAT

2: Goto GENINTRO

3: IF OUTCOME = 200, 0 (zero), or 202 then goto CK1_START
ELSEIF OUTCOME = 201 or 206 then goto CK3_START
ELSE exit block and goto BBACK.TRANS

4: Exit block and goto BBACK.VERIFY_INFO

5: IF OUTCOME = 204 then goto CK2_START
ELSEIF OUTCOME = 201 or 206 then goto CK3_START

ELSE exit block and goto BCOVERAGE.NONTYP

Instrument SAS Name: Start

CK1_START

CK1_START

Check

Description: Incomplete case cannot be transmitted

Inherited Universe:

Universe: START = 3 AND (OUTCOME = 200, 0 (zero), or 202)

Universe Description:

Text: * CASE NOT READY FOR TRANSMISSION

Check Instructions:

Type: Hard

Skip Instructions: Go back to START

Check

CK2_START
CK2_START

Description: Sufficient partial cannot be recoded as noninterview

Inherited Universe:

Universe: START = 5 AND OUTCOME = 204

Universe Description:

Text: ♦ Sufficient partial case can not be coded as noninterview.

At the START screen enter 3 to set the case for transmission

Check Instructions:

Type: Hard

Skip Instructions: Go back to START

CK3_START

CK3_START

Check

Description: Completed cases cannot be "ready for transmit" or recoded as a noninterview

Inherited Universe:

Universe: (OUTCOME = 201 or 206) and (START = 3 or 5)

Universe Description:

Text: * Not a valid entry.

Case is complete.

At the START screen, enter 1 and then press "END" to wrap case up

Check Instructions:

Type: Hard

Skip Instructions: Go back to START

Field

SHOSTAT
SHOSTAT

Description: show status

Form Pane Label: Show status

SAS Name:

Tag Name: SHOSTAT

Inherited Universe:

Universe: START = 1 AND INTNMBR = 2-4

Universe Description:

Question Text: ^temp2

PRECHARTS: Press Shift-F8 to view pre-charts

INTERVIEW NUMBER

PREVIOUS OUTCOME DESCRIPTION

^NO1

^POUT1

^Outcomedesc1

^NO2

^POUT2

^Outcomedesc2

^NO3

^POUT3

^Outcomedesc3

^BC_Name_Fill

^BC_Title_Fill

^BC_PHON_FILL

^BC_Add1_Fill

^BC_ADD2_Fill

^BC_City_Fill, ^BC_State_Fill ^BC_Zip_Fill

^BC_Obsr_Fill

Fills: temp2

Instructions: If (INTNMBR = 2 and POUT1 = EMPTY) or (INTNMBR = 3 and POUT2 = EMPTY) or (INTNMBR = 4 and POUT3 = EMPTY) then fill "This household was not in sample last quarter."

Else fill blank

Fills: POUT1

Instructions: Fill entry in POUT1

Fills: NO1

Instructions: IF POUT1 ne EMPTY, fill "1"
ELSE fill blank

Fills: Outcomedesc1

Instructions: IF POUT1 <> EMPTY then fill POUT1 outcome code description (See Variable OUTCOME for outcome descriptions)

Fills: NO2

Instructions: IF POUT2 ne EMPTY, fill "2"
ELSE fill blank

Fills: POUT2

Instructions: Fill entry in POUT2

Fills: Outcomedesc2

Instructions: IF POUT2 <> EMPTY then fill POUT2 outcome code description (See Variable OUTCOME for outcome descriptions)

Fills: NO3

Instructions: IF POUT3 ne EMPTY, fill "3"
ELSE fill blank

Fills: POUT3

Instructions: Fill entry in POUT3

Fills: Outcomedesc3

Instructions: IF POUT3 <> EMPTY then fill POUT3 outcome code description (See Variable OUTCOME for outcome descriptions)

Fills: BC_Name_Fill

Instructions: IF RT8001.CP1NAME ne EMPTY then fill "BC NAME: (^RT8001.CP1NAME)"
ELSE fill blank

Fills: BC_Title_Fill

Instructions: IF RT8001.CP1TITL ne EMPTY then fill "BC TITLE: (^RT8001.CP1TITL)"
ELSE fill blank

Fills: BC_PHON_FILL

Instructions: IF RT8001.CP1PHON ne EMPTY then fill "BC PHONE NUMBER:
((^RT8001.CP1AREA)) (^RT8001.CP1PREF) - (^RT8001.CP1SUFF)"
ELSE fill blank

Fills: BC_Add1_Fill

Instructions: IF RT8001.CP1ADD1 ne EMPTY then fill "BC ADDRESS: (^RT8001.CP1ADD1)"
ELSE fill blank

Fills: BC_ADD2_Fill

Instructions: IF RT8001.CP1ADD2 ne EMPTY then fill "BC ADDRESS: (RT8001.CP1ADD2)"

ELSE fill blank

Fills: BC_City_Fill

Instructions: IF RT8001.CP1PO ne EMPTY then fill "BC CITY: (^RT8001.CP1PO)"
ELSE fill blank

Fills: BC_State_Fill

Instructions: IF RT8001.CP1ST ne EMPTY then fill "BC STATE: (^RT8001.CP1ST)"
ELSE fill blank

Fills: BC_Zip_Fill

Instructions: IF RT8001.CP1ZP5 ne EMPTY then fill "BC ZIP CODE: (^RT8001.CP1ZP5)"
ELSE fill blank

Fills: BC_Obsr_Fill

Instructions: IF RT8001.BCOBSR = 1 then fill "BC OBSERVATION: "Yes"
ELSEIF RT8001.BCOBSR = 2 then fill "BC OBSERVATION: "No"
ELSE fill blank

Type: Enumerated

Length: 1

Answer List: TContinue

Value:	Mnemonic:	Description:
1	Continue	Enter 1 to Continue

- Don't Know
- Refuse
- Empty

- On Input
- On Output

Array:

Skip Instructions: IF ROSTERNAMEONINPUT = Yes then goto SHOWROS
ELSE goto GENINTRO

Instrument SAS Name: SHOSTAT

SHOWROS

SHOWROS

Field

Description: Show Household roster

Form Pane Label: Show Roster

SAS Name:

Tag Name: SHOWROS

Inherited Universe:

Universe: ROSTERNAMEONINPUT = 'Yes' AND START = 1

Universe Description:

Question Text:

STATUS OF HOUSEHOLD COMPOSITION

<u>Resp.</u>	<u>LN</u>	<u>Name</u>	<u>Member</u>	<u>Relationship</u>	<u>CU</u>	<u>Sex</u>	<u>Age</u>
<u>^Resp</u>	<u>^Linen</u>	<u>^Name</u>	<u>^Mem</u>	<u>^Rel_Fill</u>	<u>^CU</u>	<u>^Sex</u>	<u>^Age</u>

Fills: Respx

Instructions: IF LINENO = RESPLI then fill 'X'
ELSE fill blank

Fills: Lineno

Instructions: Fill entry in LINENO

Fills: Name

Instructions: Fill: Name

Fills: Mem

Instructions: IF HHMEM = 1, DK or RF then fill "Yes"
ELSE fill "No"

Fills: Rel_Fill

Instructions: If CU_CODE = 1 then fill "Refper" under Relationship
If CU_CODE = 2 then fill "Spouse" under Relationship
If CU_CODE = 3 then fill "Child" under Relationship
If CU_CODE = 4 then fill "Grandchild" under Relationship
If CU_CODE = 5 then fill "In-Law" under Relationship
If CU_CODE = 6 then fill "Sibling" under Relationship
If CU_CODE = 7 then fill "Parent" under Relationship
If CU_CODE = 8 then fill "Oth rel" under Relationship
If CU_CODE = 9 then fill "Non rel" under Relationship

If CU_CODE = 10 then fill "Unmar part" under Relationship

Fills: CU

Instructions: Fill Persons CU Numbers

Fills: Sex

Instructions: Fill entry in SEX

Fills: Age

Instructions: Fill entry in AGE

Type: Enumerated

Length: 1

Answer List: TContinue

Value:	Mnemonic:	Description:
1	Continue	Enter 1 to Continue

- Don't Know
- Refuse
- Empty

- On Input
- On Output

Array:

- Special Instructions:**
1. IF RECSTATM = 3 then gray that line in the display
 2. IF MEMBSTAT = 3 then do not display the line

Skip Instructions: Goto GENINTRO

Instrument SAS Name: SHOWROS

GENINTRO

GENINTRO

Field

Description:

Form Pane Label: General Intro

SAS Name: GENINTRO

Tag Name: GENINTRO

Inherited Universe:

Universe: START = 1 or 2

Universe Description:

Question Text: * Do not read as worded below

o Identify yourself - show I.D.

o ^GITemp2

o Introduce survey

o The Household address is:

^Rt20hno ^Rt20hnosuf ^Rt20strname

^Rt20unitdes

o Read if necessary

I am (your name) from the U.S. Census Bureau. Here is my identification card.

We are conducting a Consumer Expenditure Survey for the Bureau of Labor Statistics.

I have some questions I would like to ask you.

Did you receive our letter?

Fills: Rt20hno

Instructions: fill entry in RT20.HNO

Fills: GITemp2

Instructions: IF RT10.RESPNAME <> EMPTY then fill "Ask to speak to: (RT10.RESPNAME)"
Else fill "Ask for eligible respondent"

Fills: Rt20hnosuf

Instructions: fill entry in RT20.HNOSUF

Fills: Rt20strname

Instructions: Fill entry in RT20.STRNAME

Fills: Rt20unitdes

Instructions: fill entry in RT20.UNITDES

Type: Enumerated

Length: 1

Answer List: TYESNONON

Value:	Mnemonic:	Description:
1	Yes	Yes
2	No	No
3	NonInterview	Non-interview

- Don't Know
- Refuse
- Empty

- On Input
- On Output

Array:

Skip Instructions: 1: IF INTNMBR <> 1 AND NEWCU <> 1 AND
ROSTERNAMEONINPUT = 'Yes' AND not a
replacement case then goto REPLACE_HH
ELSE goto VERADD

2: Goto GIVE_LETTER

3: Exit block and goto BCOVERAGE.NONTYP

Instrument SAS Name: GENINTRO

Destination Data Set: FMIS

GIVE_LETTER

GIVE_LETTER

Field

Description:

Form Pane Label: Letter

SAS Name:

Tag Name: GIVE_LETTER

Inherited Universe:

Universe: GENINTRO = 2

Universe Description:

Question Text: ♦ Hand the respondent the letter.

Allow time to read

Type: Enumerated

Length: 1

Answer List: TContinue

Value:	Mnemonic:	Description:
1	Continue	Enter 1 to Continue

- Don't Know
- Refuse
- Empty

- On Input
- On Output

Array:

Skip Instructions: IF INTNMBR <> 1 AND NEWCU <> 1 AND
ROSTERNAMEONINPUT = 'Yes' AND not a replacement case
then goto REPLACE_HH

ELSE goto VERADD

Instrument SAS Name: GIVE_LETTER

Field

REPLACE_HH
REPLACE_HH

Description: Is this a replacement HH

Form Pane Label: Replacement HH

SAS Name:

Tag Name: REPLACE_HH

Inherited Universe:

Universe: INTNMBR <> 1 AND NEWCU <> 1 AND ROSTERNAMEONINPUT = 'Yes' AND (not a replacement case (3rd position of CASEID <> R)) AND (START = 1 or 2) AND (GENINTRO = 1 or 2)

Universe Description:

Question Text: [Is this a Replacement Household?](#)

Type: Enumerated

Length: 1

Answer List: TYesNo

Value:	Mnemonic:	Description:
1	Yes	Yes
2	No	No

- Don't Know
- Refuse
- Empty

- On Input
- On Output

Store Instructions: IF entry of 2 then store 'No' in REPLACESPAWN

Array:

Special Instructions: NOTE: Can not spawn a replacement household from a newly spawned CU.

Can not spawn a replacement household from a newly spawned replacement case

Can not spawn a replacement household from a previous noninterview that has no household roster.

Skip Instructions: 1: Goto CK_REPLACE

2: Goto VERADD

Instrument SAS Name: REPLACE_HH

Check

CK_REPLACE
CK_REPLACE

Description: Verify FR intended to create a replacement and did not just enter "1" by mistake.

Inherited Universe:

Universe: REPLACE_HH = 1

Universe Description:

Text: * WARNING!

You are about to DELETE the ENTIRE current household and create a NEW REPLACEMENT case.

If you do not want to create a new replacement case, press Enter and change REPLACE_HH to "2. No"

Otherwise, enter "S" to continue with the replacement process

Check Instructions:

Type: Soft

Skip Instructions: SUPPRESS: Goto REPLACE_VER

All others, go back to REPLACE_HH

REPLACE_VER

REPLACE_VER

Field

Description:

Form Pane Label: Verify Replacement

SAS Name:

Tag Name: REPLACE_VER

Inherited Universe:

Universe: REPLACE_HH = 1

Universe Description:

Question Text: * A replacement household means that there are no members of the original household living at this address. Are you sure that this is a replacement household?

^MultiCU_FILL

<u>LN</u>	<u>Name</u>	<u>Member</u>	<u>Relationship</u>	<u>CU</u>	<u>Sex</u>	<u>Age</u>
^Lineno	^Name	^Mem	^Rel_Fill	^CU	^Sex	^Age

Fills: MultiCU_FILL

Instructions: IF there is more than 1 CU (I_TOTALCU greater than 1) then fill "This case is part of a multi-CU household. Verify that ALL original members in all CU's no longer live there."

Fills: Lineno

Instructions: Fill entry in LINENO

Fills: Name

Instructions: Fill: Name

Fills: Mem

Instructions: IF HHMEM = 1, DK or RF then fill "Yes"
ELSE fill "No"

Fills: Rel_Fill

Instructions: If CU_CODE = 1 then fill "Refper" under Relationship
If CU_CODE = 2 then fill "Spouse" under Relationship
If CU_CODE = 3 then fill "Child" under Relationship
If CU_CODE = 4 then fill "Grandchild" under Relationship
If CU_CODE = 5 then fill "In-Law" under Relationship

If CU_CODE = 6 then fill "Sibling" under Relationship
If CU_CODE = 7 then fill "Parent" under Relationship
If CU_CODE = 8 then fill "Oth rel" under Relationship
If CU_CODE = 9 then fill "Non rel" under Relationship
If CU_CODE = 10 then fill "Unmar part" under Relationship

Fills: CU

Instructions: Fill Persons CU Numbers

Fills: Sex

Instructions: Fill entry in SEX

Fills: Age

Instructions: Fill entry in AGE

Type: Enumerated

Length: 1

Answer List: TYesNo

Value:	Mnemonic:	Description:
1	Yes	Yes
2	No	No

- Don't Know
- Refuse
- Empty

- On Input
- On Output

Array:

Special Instructions: 1. IF REPLACE_VER = 2, store "No" in REPLACESPAWN

2. IF RECSTATM = 3 then gray that line in the prechart
IF MEMBSTAT = 3 then do not display the line

Skip Instructions: 1: IF RT8500.TOTALCU = 1 then goto REPLACE_SPAWN
ELSE goto REPLACE_VER2

2: Goto CK_REPLACEVER

Instrument SAS Name: REPLACE_VER

CK_REPLACEVER

CK_REPLACEVER

Check

Description: Check screen used to "go back" to REPLACE_HH

Inherited Universe:

Universe: REPLACE_VER = 2

Universe Description:

Text: [Return to prior screen to change replacement to No](#)

Check Instructions:

Type: Hard

Skip Instructions: Go back to REPLACE_HH

Field

REPLACE_VER2
REPLACE_VER2

Description:

Form Pane Label: Already a replacement?

SAS Name:

Tag Name: REPLACE_VER2

Inherited Universe:

Universe: 8500.TOTALCU <> 1 AND REPLACE_VER = 1

Universe Description:

Question Text: * Has a replacement case already been created/spawned for this address?

If unsure, back up to the start screen and Quit out of the instrument so you can check case management.

Type: Enumerated

Length: 1

Answer List: TYesNo

Value:	Mnemonic:	Description:
1	Yes	Yes
2	No	No

- Don't Know
- Refuse
- Empty

- On Input
- On Output

Store Instructions: IF entry of 1 then
store 341 in outcome {Type C}
store 'No' in REPLACESPAWN
store 1 in EXITINTERVIEW

Array:

Skip Instructions: 1 Exit block and goto BBACK.DONE

2: Goto REPLACE_SPAWN

Instrument SAS Name: REPLACE_VER2

Field

REPLACE_SPAWN

REPLACE_SPAWN

Description:

Form Pane Label: Spawn Replacement

SAS Name:

Tag Name: REPLACE_SPAWN

Inherited Universe:

Universe: REPLACE_VER = 1

Universe Description:

Question Text: ♦ A replacement household Case will be spawned.
You will need to exit this case and pull up the new Case
in order to interview the replacement household.

The case you are currently in will automatically become a type C.
^MultiCU_Fill

Fills: MultiCU_Fill

Instructions: IF RT8500.TOTALCU gt 1 then fill "NOTE: There are ^TOTALCU_Fill cases that
must also be Type C'd "

Fills: TOTALCU_Fill

Instructions: Fill entry in 8500.TOTALCU_FILL

Type: Enumerated

Length: 1

Answer List: TContinue

Value:	Mnemonic:	Description:
1	Continue	Enter 1 to Continue

- Don't Know
- Refuse
- Empty

- On Input
- On Output

Store Instructions: 1. IF entry of 1, store 'Yes' in REPLACESPAWN

2. IF entry of 1 then store 341 in outcome
(Type C the original "parent" case)

Array:

Skip Instructions: Exit block and goto BBACK.DONE

Instrument SAS Name: REPLACE_SPAWN

Field

VERADD
VERADD

Description: Verify Address

Form Pane Label: Verify HH Address

SAS Name:

Tag Name: VERADD

Inherited Universe:

Universe: (START = 1 or 2) AND (GENINTRO = 1 or 2) AND
(REPLACE_HH <> 1) AND (REPLACE_SPAWN <> 1)

Universe Description:

Question Text:

^ConfirmAddress

I have your address listed as * [READ ADDRESS BELOW](#). Is that your exact address?

^HNO ^HNOSUF ^STRNAME ^UNITDES
^PO, ^ST ^ZIP

Phy des: ^PHYSDES

GQ unit: ^GQUNITINFO Non-City: ^NONCITYADD

Building: ^BLDGNAME

Fills: ConfirmAddress

Instructions: IF INTNMBR = 2-4 AND RT25.INCSAM ne 1 then Fill ' * [Confirm address information \(Only ask if necessary\)](#)"

Fills: HNO

Instructions: Fill entry in HNO

Fills: HNOSUF

Instructions: Fill entry in HNOSUF

Fills: STRNAME

Instructions: Fill entry in STRNAME

Fills: UNITDES

Instructions: Fill entry in UNITDES

Fills: PO

Instructions: Fill entry in PO

Fills: ST

Instructions: Fill entry in ST

Fills: ZIP

Instructions: Fill entry in ZIP5 and ZIP4 in the format ZIP5-ZIP4

Fills: PHYSDES

Instructions: Fill entry in PHYSDES

Fills: GQUNITINFO

Instructions: Fill entry in GQUNITINFO

Fills: NONCITYADD

Instructions: Fill entry in NONCITYADD

Fills: BLDGNAME

Instructions: Fill entry in BLDGNAME

Type: Enumerated

Length: 1

Answer List: TVERADD

Value:	Mnemonic:	Description:
1	Same	Yes, address is EXACTLY CORRECT as listed.
2	Changed	Address is MOSTLY CORRECT, needs minor changes.

- Don't Know
- Refuse
- Empty

- On Input
- On Output

Store Instructions: IF marktwo = 02 then store 204 in outcome.

Array:

Special Instructions: 1. NOTE: Do not ask VERADD for newly spawned Cu's

2. DO ONCE:

IF VERADD = 2, then prefill the new address items with the household address being careful to only pre-fill once.

Prefill NADDST1 with HNO

NADDST2 with HNOSUF
NADDST3 with STRNAME
NADDST4 with UNITDES
NADDST5 with GQUNITINFO
NADDST6 with NONCITYADD
NADDPHYS with PHYDES
NADDCT with PO
NADDST with ST
NADDZP with ZIP5 and ZIP4
NADDBUIL with BLDGNAME

Skip Instructions: 1: Goto MAILAD

2: Goto NADDST1

Instrument SAS Name: VERADD

NADDST1

NADDST1

Field

Description: House Number

Form Pane Label: House Number

SAS Name:

Tag Name: NADDST1

Inherited Universe:

Universe: VERADD = 2

Universe Description:

Question Text: * Enter corrections for **House Number** or press ENTER for Same/No Change.

^HNO ^HNOSUF ^STRNAME ^UNITDES

^PO, ^ST ^ZIP

Phy des: ^PHYSDES

GQ unit: ^GQUNITINFO

Non-City: ^NONCITYADD

Building: ^BLDGNAME

Fills: HNO

Instructions: Fill entry in HNO

Fills: HNOSUF

Instructions: Fill entry in HNOSUF

Fills: STRNAME

Instructions: Fill entry in STRNAME

Fills: UNITDES

Instructions: Fill entry in UNITDES

Fills: PO

Instructions: Fill entry in PO

Fills: ST

Instructions: Fill entry in ST

Fills: ZIP

Instructions: Fill entry in ZIP5 and ZIP4 in the format ZIP5-ZIP4

Fills: PHYSDDES

Instructions: Fill entry in PHYSDDES

Fills: GQUNITINFO

Instructions: Fill entry in GQUNITINFO

Fills: NONCITYADD

Instructions: Fill entry in NONCITYADD

Fills: BLDGNAME

Instructions: Fill entry in BLDGNAME

Type: String

Length: 10

- Don't Know
- Refuse
- Empty

- On Input
- On Output

Array:

Skip Instructions: Goto NADDST2

Instrument SAS Name: NADDST1

NADDST2

NADDST2

Field

Description: House # Suffix

Form Pane Label: House # Suffix

SAS Name:

Tag Name: NADDST2

Inherited Universe:

Universe: NADDST1 = Entry or EMPTY

Universe Description:

Question Text: * Enter corrections for House # Suffix or Press ENTER for Same/No Change

^HNO ^HNOSUF ^STRNAME ^UNITDES
^PO, ^ST ^ZIP
Phy des: ^PHYSDES
GQ unit: ^GQUNITINFO
Non-City: ^NONCITYADD
Building: ^BLDGNAME

Type: String

Length: 3

- Don't Know
 Refuse
 Empty

- On Input
 On Output

Array:

Skip Instructions: Goto NADDST3

Instrument SAS Name: NADDST2

Field

NADDST3
NADDST3

Description: Street Name

Form Pane Label: Street Name

SAS Name:

Tag Name: NADDST3

Inherited Universe:

Universe: NADDST2 = Entry or EMPTY

Universe Description:

Question Text: * Enter corrections for **Street Name** or Press ENTER for Same/No Change

^HNO ^HNOSUF ^STRNAME ^UNITDES

^PO, ^ST ^ZIP

Phy des: ^PHYSDES

GQ unit: ^GQUNITINFO

Non-City: ^NONCITYADD

Building: ^BLDGNAME

Fills: HNO

Instructions: Fill entry in HNO

Fills: HNOSUF

Instructions: Fill entry in HNOSUF

Fills: STRNAME

Instructions: Fill entry in STRNAME

Fills: UNITDES

Instructions: Fill entry in UNITDES

Fills: PO

Instructions: Fill entry in PO

Fills: ST

Instructions: Fill entry in ST

Fills: ZIP

Instructions: Fill entry in ZIP5 and ZIP4 in the format ZIP5-ZIP4

Fills: PHYSDDES

Instructions: Fill entry in PHYSDDES

Fills: GQUNITINFO

Instructions: Fill entry in GQUNITINFO

Fills: NONCITYADD

Instructions: Fill entry in NONCITYADD

Fills: BLDGNAME

Instructions: Fill entry in BLDGNAME

Type: String

Length: 49

- Don't Know
- Refuse
- Empty

- On Input
- On Output

Array:

Skip Instructions: Goto NADDST4

Instrument SAS Name: NADDST3

Field

NADDST4
NADDST4

Description: Unit Designation

Form Pane Label: Unit Designation

SAS Name:

Tag Name: NADDST4

Inherited Universe:

Universe: NADDST3 = Entry or EMPTY

Universe Description:

Question Text: * [Enter corrections for Unit Designation or Press ENTER for Same/No Change](#)

[^HNO ^HNOSUF ^STRNAME ^UNITDES](#)

[^PO, ^ST ^ZIP](#)

Phy des: [^PHYSDES](#)

GQ unit: [^GQUNITINFO](#)

Non-City: [^NONCITYADD](#)

Building: [^BLDGNAME](#)

Fills: HNO

Instructions: Fill entry in HNO

Fills: HNOSUF

Instructions: Fill entry in HNOSUF

Fills: STRNAME

Instructions: Fill entry in STRNAME

Fills: UNITDES

Instructions: Fill entry in UNITDES

Fills: PO

Instructions: Fill entry in PO

Fills: ST

Instructions: Fill entry in ST

Fills: ZIP

Instructions: Fill entry in ZIP5 and ZIP4 in the format ZIP5-ZIP4

Fills: PHYSDDES

Instructions: Fill entry in PHYSDDES

Fills: GQUNITINFO

Instructions: Fill entry in GQUNITINFO

Fills: NONCITYADD

Instructions: Fill entry in NONCITYADD

Fills: BLDGNAME

Instructions: Fill entry in BLDGNAME

Type: String

Length: 20

- Don't Know
- Refuse
- Empty

- On Input
- On Output

Array:

Skip Instructions: IF FRAME = 3 or RT25.GQINAREA = 1 then goto NADDST5
ELSE goto NADDST6

Instrument SAS Name: NADDST4

Field

NADDST5
NADDST5

Description: GQ Unit Description

Form Pane Label: GQ Unit Desc

SAS Name:

Tag Name: NADDST5

Inherited Universe:

Universe: FRAME = 3 OR RT25.GQINAREA = 1

Universe Description:

Question Text: * Enter corrections for Group Quarters Unit Description or Press ENTER for Same/No Change

^HNO ^HNOSUF ^STRNAME ^UNITDES
^PO, ^ST ^ZIP
Phy des: ^PHYSDES
GQ unit: ^GQUNITINFO
Non-City: ^NONCITYADD
Building: ^BLDGNAME

Fills: HNO

Instructions: Fill entry in HNO

Fills: HNOSUF

Instructions: Fill entry in HNOSUF

Fills: STRNAME

Instructions: Fill entry in STRNAME

Fills: UNITDES

Instructions: Fill entry in UNITDES

Fills: PO

Instructions: Fill entry in PO

Fills: ST

Instructions: Fill entry in ST

Fills: ZIP

Instructions: Fill entry in ZIP5 and ZIP4 in the format ZIP5-ZIP4

Fills: PHYSDDES

Instructions: Fill entry in PHYSDDES

Fills: GQUNITINFO

Instructions: Fill entry in GQUNITINFO

Fills: NONCITYADD

Instructions: Fill entry in NONCITYADD

Fills: BLDGNAME

Instructions: Fill entry in BLDGNAME

Type: String
Length: 43

- Don't Know
- Refuse
- Empty

- On Input
- On Output

Array:

Skip Instructions: Goto NADDST6

Instrument SAS Name: NADDST5

Field

NADDST6
NADDST6

Description: Non-City Style

Form Pane Label: Non-City Style

SAS Name:

Tag Name: NADDST6

Inherited Universe:

Universe: (NADDST4 = Entry or EMPTY) OR \
((NADDST5 = Entry or EMPTY) and \
(FRAME = 3 or RT25.GQINAREA = 1))

Universe Description:

Question Text: * [Enter corrections for Non City Style Address or Press ENTER for Same/No Change](#)

[^HNO](#) [^HNOSUF](#) [^STRNAME](#) [^UNITDES](#)
[^PO](#), [^ST](#) [^ZIP](#)

Phy des: [^PHYSDES](#)

GQ unit: [^GQUNITINFO](#)

Non-City: [^NONCITYADD](#)

Building: [^BLDGNAME](#)

Fills: HNO

Instructions: Fill entry in HNO

Fills: HNOSUF

Instructions: Fill entry in HNOSUF

Fills: STRNAME

Instructions: Fill entry in STRNAME

Fills: UNITDES

Instructions: Fill entry in UNITDES

Fills: PO

Instructions: Fill entry in PO

Fills: ST

Instructions: Fill entry in ST

Fills: ZIP

Instructions: Fill entry in ZIP5 and ZIP4 in the format ZIP5-ZIP4

Fills: NONCITYADD

Instructions: Fill entry in NONCITYADD

Fills: BLDGNAME

Instructions: Fill entry in BLDGNAME

Fills: PHYSDDES

Instructions: Fill entry in PHYSDDES

Fills: GQUNITINFO

Instructions: Fill entry in GQUNITINFO

Type: String

Length: 27

- Don't Know
- Refuse
- Empty

- On Input
- On Output

Array:

Skip Instructions: Goto NADDPHYS

Instrument SAS Name: NADDST6

Field

NADDPHYS
NADDPHYS

Description: Physical Description

Form Pane Label: Physical Description

SAS Name:

Tag Name: NADDPHYS

Inherited Universe:

Universe: NADDST6 = Entry or EMPTY

Universe Description:

Question Text: * Enter corrections for Physical Description or Press ENTER for Same/No Change

^HNO ^HNOSUF ^STRNAME ^UNITDES
^PO, ^ST ^ZIP
Phy des: ^PHYSDES
GQ unit: ^GQUNITINFO
Non-City: ^NONCITYADD
Building: ^BLDGNAME

Fills: HNO

Instructions: Fill entry in HNO

Fills: HNOSUF

Instructions: Fill entry in HNOSUF

Fills: STRNAME

Instructions: Fill entry in STRNAME

Fills: UNITDES

Instructions: Fill entry in UNITDES

Fills: PO

Instructions: Fill entry in PO

Fills: ST

Instructions: Fill entry in ST

Fills: ZIP

Instructions: Fill entry in ZIP5 and ZIP4 in the format ZIP5-ZIP4

Fills: PHYSDDES

Instructions: Fill entry in PHYSDDES

Fills: GQUNITINFO

Instructions: Fill entry in GQUNITINFO

Fills: NONCITYADD

Instructions: Fill entry in NONCITYADD

Fills: BLDGNAME

Instructions: Fill entry in BLDGNAME

Type: String
Length: 99

- Don't Know
- Refuse
- Empty

- On Input
- On Output

Array:

Skip Instructions: Goto NADDCT

Instrument SAS Name: NADDPHYS

Field

NADDCT
NADDCT

Description: City

Form Pane Label: City

SAS Name:

Tag Name: NADDCT

Inherited Universe:

Universe: NADDPHYS = Entry or EMPTY

Universe Description:

Question Text: * Enter corrections for **City** or Press ENTER for Same/No Change

^HNO ^HNOSUF ^STRNAME ^UNITDES

^PO, ^ST ^ZIP

Phy des: ^PHYSDES

GQ unit: ^GQUNITINFO

Non-City: ^NONCITYADD

Building: ^BLDGNAME

Fills: HNO

Instructions: Fill entry in HNO

Fills: HNOSUF

Instructions: Fill entry in HNOSUF

Fills: STRNAME

Instructions: Fill entry in STRNAME

Fills: UNITDES

Instructions: Fill entry in UNITDES

Fills: PO

Instructions: Fill entry in PO

Fills: ST

Instructions: Fill entry in ST

Fills: ZIP

Instructions: Fill entry in ZIP5 and ZIP4 in the format ZIP5-ZIP4

Fills: PHYSDES

Instructions: Fill entry in PHYSDES

Fills: GQUNITINFO

Instructions: Fill entry in GQUNITINFO

Fills: NONCITYADD

Instructions: Fill entry in NONCITYADD

Fills: BLDGNAME

Instructions: Fill entry in BLDGNAME

Type: String

Length: 28

- Don't Know
- Refuse
- Empty

- On Input
- On Output

Array:

Skip Instructions: Goto NADDST

Instrument SAS Name: NADDCT

Field

NADDST
NADDST

Description: State

Form Pane Label: State

SAS Name:

Tag Name: NADDST

Inherited Universe:

Universe: NADDCT = Entry

Universe Description:

Help Screen: H_DESTCODE

Question Text: ? [F1]

✦ Enter corrections for **State** or Press ENTER for Same/No Change

^HNO ^HNOSUF ^STRNAME ^UNITDES

^PO, ^ST ^ZIP

Phy des: ^PHYSDES

GQ unit: ^GQUNITINFO

Non-City: ^NONCITYADD

Building: ^BLDGNAME

Fills: HNO

Instructions: Fill entry in HNO

Fills: HNOSUF

Instructions: Fill entry in HNOSUF

Fills: STRNAME

Instructions: Fill entry in STRNAME

Fills: UNITDES

Instructions: Fill entry in UNITDES

Fills: PO

Instructions: Fill entry in PO

Fills: ST

Instructions: Fill entry in ST

Fills: ZIP

Instructions: Fill entry in ZIP5 and ZIP4 in the format ZIP5-ZIP4

Fills: PHYSDDES

Instructions: Fill entry in PHYSDDES

Fills: GQUNITINFO

Instructions: Fill entry in GQUNITINFO

Fills: NONCITYADD

Instructions: Fill entry in NONCITYADD

Fills: BLDGNAME

Instructions: Fill entry in BLDGNAME

Type: String

Length: 2

- Don't Know
- Refuse
- Empty

- On Input
- On Output

Array:

Special Instructions: Use answer type TState - STRING[2], display width 4

Skip Instructions: Goto NADDZP

Instrument SAS Name: NADDST

Field

NADDZP
NADDZP

Description: Zipcode

Form Pane Label: Zip

SAS Name:

Tag Name: NADDZP

Inherited Universe:

Universe: NADDST = Entry, DK or RF

Universe Description:

Question Text: * Enter corrections for Zipcode or Press ENTER for Same/No Change

^HNO ^HNOSUF ^STRNAME ^UNITDES
^PO, ^ST ^ZIP
Phy des: ^PHYSDES
GQ unit: ^GQUNITINFO
Non-City: ^NONCITYADD
Building: ^BLDGNAME

Fills: HNO

Instructions: Fill entry in HNO

Fills: HNOSUF

Instructions: Fill entry in HNOSUF

Fills: STRNAME

Instructions: Fill entry in STRNAME

Fills: UNITDES

Instructions: Fill entry in UNITDES

Fills: PO

Instructions: Fill entry in PO

Fills: ST

Instructions: Fill entry in ST

Fills: ZIP

Instructions: Fill entry in ZIP5 and ZIP4 in the format ZIP5-ZIP4

Fills: PHYSDES

Instructions: Fill entry in PHYSDES

Fills: GQUNITINFO

Instructions: Fill entry in GQUNITINFO

Fills: NONCITYADD

Instructions: Fill entry in NONCITYADD

Fills: BLDGNAME

Instructions: Fill entry in BLDGNAME

Type: String
Length: 9

- Don't Know
- Refuse
- Empty

- On Input
- On Output

Array:

Special Instructions: Format NADDZP as 5 digits- 4 digits. ____ - ____

Skip Instructions: IF entry lt 5 digits then goto CK_NADDZP
ELSE goto NADDBUIL

Instrument SAS Name: NADDZP

Check

CK_NADDZP
CK_NADDZP

Description: zip code entry less than 5 digits

Inherited Universe:

Universe: NADDZP It 5 digits

Universe Description:

Text: * You must enter all five digits of the zip code

Check Instructions:

Type: Hard

Skip Instructions: Go back to NADDZP

NADDBUIL

NADDBUIL

Field

Description: Building Name

Form Pane Label: Building Name

SAS Name:

Tag Name: NADDBUIL

Inherited Universe:

Universe: NADDZP = Entry, DK or RF

Universe Description:

Question Text: * [Enter corrections for Building Name or Press ENTER for Same/No Change](#)

[^HNO](#) [^HNOSUF](#) [^STRNAME](#) [^UNITDES](#)
[^PO](#), [^ST](#) [^ZIP](#)
Phy des: [^PHYSDES](#)
GQ unit: [^GQUNITINFO](#)
Non-City: [^NONCITYADD](#)
Building: [^BLDGNAME](#)

Fills: HNO

Instructions: Fill entry in HNO

Fills: HNOSUF

Instructions: Fill entry in HNOSUF

Fills: STRNAME

Instructions: Fill entry in STRNAME

Fills: ST

Instructions: Fill entry in ST

Fills: PHYSDES

Instructions: Fill entry in PHYSDES

Fills: GQUNITINFO

Instructions: Fill entry in GQUNITINFO

Fills: UNITDES

Instructions: Fill entry in UNITDES

Fills: PO

Instructions: Fill entry in PO

Fills: NONCITYADD

Instructions: Fill entry in NONCITYADD

Fills: BLDGNAME

Instructions: Fill entry in BLDGNAME

Fills: ZIP

Instructions: Fill entry in ZIP5 and ZIP4 in the format ZIP5-ZIP4

Type: String

Length: 100

- Don't Know
- Refuse
- Empty

- On Input
- On Output

Array:

Skip Instructions: Goto CK_ADDRESS

Instrument SAS Name: NADDBUIL

CK_ADDRESS

CK_ADDRESS

Check

Description: Verify address changes are to be saved

Inherited Universe:

Universe: Entry in NADDBUIL

Universe Description:

Text: [HH address information has been updated.](#)

[Press SUPPRESS to save changes.](#)

[Press GOTO or CLOSE to re-edit HH address fields](#)

Check Instructions: If SUPPRESS then update address variables

Store NADDST1 in HNO

Store NADDST2 in HNOSUF

Store NADDST3 in STRNAME

Store NADDST4 in UNITDES

Store NADDPHYS in PHYDES

Store NADDCT in PO

Store NADDST in ST

Store NADDZP position 1-5 in ZIP5

Store NADDZP position 6-9 in ZIP4

Store NADDST5 in GQUNITINFO

Store NADDST6 in NONCITYADD

Store NADDBUIL in BLDGNAME

Type: Soft

Skip Instructions: SUPPRESS: Goto Mailad

All others, go back to NADDBUIL

Field

MAILAD
MAILAD

Description: Mailing Address

Form Pane Label: Mailing Address

SAS Name:

Tag Name: MAILAD

Inherited Universe:

Universe: (VERADD = 1 or 2) AND (START = 1 or 2) AND
(GENINTRO = 1 or 2) AND (REPLACE_HH <> 1) AND
(REPLACE_SPAWN <> 1)

Universe Description:

Question Text: ^Mailad1

[^Mailad2](#)

Fills: Mailad1

Instructions: IF FLGMAILFROMHH = 2 (no), Fill "Is this also your mailing address?"
ELSE fill "I have your mailing address as *READ ADDRESS BELOW. Is that correct?"

Fills: Mailad2

Instructions: IF FLGMAILFROMHH = 1 (yes) then display the mailing address
ELSE display the house address.

Type: Enumerated

Length: 1

Answer List: TYesNo

Value:	Mnemonic:	Description:
1	Yes	Yes
2	No	No

- Don't Know
- Refuse
- Empty

On Input

On Output

- Store Instructions:** 1. IF FLGMAILFROMHH = 2 (no) then store the house address into the mailing address (ex: store HNO in MHNO, etc..)
2. Store 2 in MFLAG

Array:

- Special Instructions:** IF MAILAD = 2, then
IF FLGMAILFROMHH = 2 (no) then prefill the new mailing address items with household address being careful to only pre-fill once.

Prefill NMAILST1 with HNO
NMAILST2 with HNOSUF
NMAILST3 with STRNAME
NMAILST4 with UNITDES
NMAILCT with PO
NMAILST with ST
NMAILZP1 with ZIP5-ZIP4
NMAILST5 with GQUNITINFO
NMAILST6 with NONCITYADD

- IF FLGMAILFROMHH = 1 (yes) then prefill the new mailing address items with the mailing address being careful to only pre-fill once.

Prefill NMAILST1 with MHNO
NMAILST2 with MHNOSUF
NMAILST3 with MSTRNAME
NMAILST4 with MUNITDES
NMAILST5 with MGQUNITINFO
NMAILST6 with MNONCITYADD
NMAILCT with MPO
NMAILST with MST
NMAILZP1 with MZIP5-MZIP4

- Skip Instructions:** 1: Goto PHONENUMBER
- 2: Goto NMAILST1

Field

NMAILST1
NMAILST1

Description: House Number

Form Pane Label: House #

SAS Name:

Tag Name: NMAILST1

Inherited Universe:

Universe: MAILAD = 2

Universe Description:

Question Text: * Enter change to Mailing address - **House #** or Press ENTER for Same/No Change

Address:

^HNO ^HNOSUF ^STRNAME

^UNITDESC

^PO, ^ST ^ZIP

Phys des: ^PHYSDES

GQ unit: ^GQUNITINFO

Non-Cty: ^NONCITYADD

Building: ^BLDGNAME

Mailing Address:

^MHNO ^MHNOSUF ^MSTRNAME

^MUNITDES

^MPO, ^MST ^MZIP

GQ unit: ^MGQUNITINFO

Non-city: ^MNONCITYADD

Fills: HNO

Instructions: Fill entry in HNO

Fills: HNOSUF

Instructions: Fill entry in HNOSUF

Fills: STRNAME

Instructions: Fill entry in STRNAME

Fills: MHNO

Instructions: FILL entry in MHNO

Fills: MHNOSUF

Instructions: FILL entry in MHNOSUF

Fills: MSTRNAME

Instructions: FILL entry in MSTRNAME

Fills: UNITDESC

Instructions: FILL entry in UNITDESC

Fills: MUNITDES

Instructions: FILL entry in MUNITDES

Fills: PO

Instructions: Fill entry in PO

Fills: ST

Instructions: Fill entry in ST

Fills: ZIP

Instructions: Fill entry in ZIP5 and ZIP4 in the format ZIP5-ZIP4

Fills: MPO

Instructions: FILL entry in MPO

Fills: MST

Instructions: FILL entry in MST

Fills: MZIP

Instructions: FILL entry in MZIP5 and MZIP4 in the format MZIP5-MZIP4

Fills: PHYSDDES

Instructions: Fill entry in PHYSDDES

Fills: GQUNITINFO

Instructions: Fill entry in GQUNITINFO

Fills: MGQUNITINFO

Instructions: FILL entry in MGQUNITINFO

Fills: NONCITYADD

Instructions: Fill entry in NONCITYADD

Fills: MNONCITYADD

Instructions: FILL entry in MNONCITYADD

Fills: BLDGNAME

Instructions: Fill entry in BLDGNAME

Type: String

Length: 10

- Don't Know
- Refuse
- Empty

- On Input
- On Output

Array:

Skip Instructions: Goto NMAILST2

NMAILST2

NMAILST2

Field

Description: House # Suffix

Form Pane Label: House # Suffix

SAS Name:

Tag Name: NMAILST2

Inherited Universe:

Universe: NMAILST1 = Entry

Universe Description:

Question Text: * Enter change to Mailing address - House # suffix or Press ENTER for Same/No Change

Address:

^HNO ^HNOSUF ^STRNAME
^UNITDESC
^PO, ^ST ^ZIP

Phys des: ^PHYSDES

GQ unit: ^GQUNITINFO

Non-Cty: ^NONCITYADD

Building: ^BLDGNAME

Mailing Address:

^MHNO ^MHNOSUF ^MSTRNAME
^MUNITDES
^MPO, ^MST ^MZIP

GQ unit: ^MGQUNITINFO

Non-city: ^MNONCITYADD

Fills: HNO

Instructions: Fill entry in HNO

Fills: HNOSUF

Instructions: Fill entry in HNOSUF

Fills: STRNAME

Instructions: Fill entry in STRNAME

Fills: MSTRNAME

Instructions: FILL entry in MSTRNAME

Fills: UNITDESC

Instructions: FILL entry in UNITDESC

Fills: MUNITDES

Instructions: FILL entry in MUNITDES

Fills: PO

Instructions: Fill entry in PO

Fills: MHNO

Instructions: FILL entry in MHNO

Fills: MHNOSUF

Instructions: FILL entry in MHNOSUF

Fills: ST

Instructions: Fill entry in ST

Fills: ZIP

Instructions: Fill entry in ZIP5 and ZIP4 in the format ZIP5-ZIP4

Fills: MPO

Instructions: FILL entry in MPO

Fills: MST

Instructions: FILL entry in MST

Fills: MZIP

Instructions: FILL entry in MZIP5 and MZIP4 in the format MZIP5-MZIP4

Fills: PHYSDDES

Instructions: Fill entry in PHYSDDES

Fills: GQUNITINFO

Instructions: Fill entry in GQUNITINFO

Fills: MGQUNITINFO

Instructions: FILL entry in MGQUNITINFO

Fills: NONCITYADD

Instructions: Fill entry in NONCITYADD

Fills: MNONCITYADD

Instructions: FILL entry in MNONCITYADD

Fills: BLDGNAME

Instructions: Fill entry in BLDGNAME

Type: String

Length: 3

- Don't Know
- Refuse
- Empty

- On Input
- On Output

Array:

Skip Instructions: Goto NMAILST3

Field

NMAILST3
NMAILST3

Description: Street Name

Form Pane Label: Street Name

SAS Name:

Tag Name: NMAILST3

Inherited Universe:

Universe: NMAILST2 = Entry

Universe Description:

Question Text: * Enter change to Mailing address - **Street Name** or Press ENTER for Same/No Change

Address:

^HNO ^HNOSUF ^STRNAME
^UNITDESC
^PO, ^ST ^ZIP

Phys des: ^PHYSDES

GQ unit: ^GQUNITINFO

Non-Cty: ^NONCITYADD

Building: ^BLDGNAME

Mailing Address:

^MHNO ^MHNOSUF ^MSTRNAME
^MUNITDES
^MPO, ^MST ^MZIP

GQ unit: ^MGQUNITINFO

Non-city: ^MNONCITYADD

Fills: HNO

Instructions: Fill entry in HNO

Fills: HNOSUF

Instructions: Fill entry in HNOSUF

Fills: STRNAME

Instructions: Fill entry in STRNAME

Fills: MHNO

Instructions: FILL entry in MHNO

Fills: MHNOSUF

Instructions: FILL entry in MHNOSUF

Fills: MSTRNAME

Instructions: FILL entry in MSTRNAME

Fills: UNITDESC

Instructions: FILL entry in UNITDESC

Fills: MUNITDES

Instructions: FILL entry in MUNITDES

Fills: PO

Instructions: Fill entry in PO

Fills: ST

Instructions: Fill entry in ST

Fills: ZIP

Instructions: Fill entry in ZIP5 and ZIP4 in the format ZIP5-ZIP4

Fills: MPO

Instructions: FILL entry in MPO

Fills: MST

Instructions: FILL entry in MST

Fills: MZIP

Instructions: FILL entry in MZIP5 and MZIP4 in the format MZIP5-MZIP4

Fills: PHYSDDES

Instructions: Fill entry in PHYSDDES

Fills: GQUNITINFO

Instructions: Fill entry in GQUNITINFO

Fills: MGQUNITINFO

Instructions: FILL entry in MGQUNITINFO

Fills: NONCITYADD

Instructions: Fill entry in NONCITYADD

Fills: MNONCITYADD

Instructions: FILL entry in MNONCITYADD

Fills: BLDGNAME

Instructions: Fill entry in BLDGNAME

Type: String

Length: 49

- Don't Know
- Refuse
- Empty

- On Input
- On Output

Array:

Skip Instructions: Goto NMAILST4

NMAILST4

NMAILST4

Field

Description: Unit Designation

Form Pane Label: Unit Designation

SAS Name:

Tag Name: NMAILST4

Inherited Universe:

Universe: NMAILST3 = Entry

Universe Description:

Question Text: * Enter change to Mailing address - **Unit Designation** or Press ENTER for Same/No Change

Address:

^HNO ^HNOSUF ^STRNAME
^UNITDESC
^PO, ^ST ^ZIP

Phys des: ^PHYSDES

GQ unit: ^GQUNITINFO

Non-Cty: ^NONCITYADD

Building: ^BLDGNAME

Mailing Address:

^MHNO ^MHNOSUF ^MSTRNAME
^MUNITDES
^MPO, ^MST ^MZIP

GQ unit: ^MGQUNITINFO

Non-city: ^MNONCITYADD

Fills: HNO

Instructions: Fill entry in HNO

Fills: HNOSUF

Instructions: Fill entry in HNOSUF

Fills: STRNAME

Instructions: Fill entry in STRNAME

Fills: MHNO

Instructions: FILL entry in MHNO

Fills: MHNOSUF

Instructions: FILL entry in MHNOSUF

Fills: MSTRNAME

Instructions: FILL entry in MSTRNAME

Fills: UNITDESC

Instructions: FILL entry in UNITDESC

Fills: MUNITDES

Instructions: FILL entry in MUNITDES

Fills: PO

Instructions: Fill entry in PO

Fills: ST

Instructions: Fill entry in ST

Fills: ZIP

Instructions: Fill entry in ZIP5 and ZIP4 in the format ZIP5-ZIP4

Fills: MPO

Instructions: FILL entry in MPO

Fills: MST

Instructions: FILL entry in MST

Fills: MZIP

Instructions: FILL entry in MZIP5 and MZIP4 in the format MZIP5-MZIP4

Fills: PHYSDDES

Instructions: Fill entry in PHYSDDES

Fills: GQUNITINFO

Instructions: Fill entry in GQUNITINFO

Fills: MGQUNITINFO

Instructions: FILL entry in MGQUNITINFO

Fills: NONCITYADD

Instructions: Fill entry in NONCITYADD

Fills: MNONCITYADD

Instructions: FILL entry in MNONCITYADD

Fills: BLDGNAME

Instructions: Fill entry in BLDGNAME

Type: String

Length: 20

- Don't Know
- Refuse
- Empty

- On Input
- On Output

Array:

Skip Instructions: IF FRAME = 3 OR RT25.GQINAREA = 1 then goto NMAILST5
ELSE goto NMAILST6

Field

NMAILST5
NMAILST5

Description:

Form Pane Label: GQ Unit Desc

SAS Name:

Tag Name: NMAILST5

Inherited Universe:

Universe: RT25.FRAME = 3 OR RT25.GQINAREA = 1

Universe Description:

Question Text: * Enter change to Mailing address - GQ Unit Description or Press ENTER for Same/No Change

Address:

^HNO ^HNOSUF ^STRNAME

^UNITDESC

^PO, ^ST ^ZIP

Phys des: ^PHYSDES

GQ unit: ^MGQUNITINFO

Non-Cty: ^NONCITYADD

Building: ^BLDGNAME

Mailing Address:

^MHNO ^MHNOSUF ^MSTRNAME

^MUNITDES

^MPO, ^MST ^MZIP

GQ unit: ^MGQUNITINFO

Non-city: ^MNONCITYADD

Fills: HNO

Instructions: Fill entry in HNO

Fills: HNOSUF

Instructions: Fill entry in HNOSUF

Fills: STRNAME

Instructions: Fill entry in STRNAME

Fills: MHNO

Instructions: FILL entry in MHNO

Fills: MHNOSUF

Instructions: FILL entry in MHNOSUF

Fills: UNITDESC

Instructions: FILL entry in UNITDESC

Fills: MUNITDES

Instructions: FILL entry in MUNITDES

Fills: PO

Instructions: Fill entry in PO

Fills: ST

Instructions: Fill entry in ST

Fills: ZIP

Instructions: Fill entry in ZIP5 and ZIP4 in the format ZIP5-ZIP4

Fills: MPO

Instructions: FILL entry in MPO

Fills: MST

Instructions: FILL entry in MST

Fills: MZIP

Instructions: FILL entry in MZIP5 and MZIP4 in the format MZIP5-MZIP4

Fills: PHYSDDES

Instructions: Fill entry in PHYSDDES

Fills: MGQUNITINFO

Instructions: FILL entry in MGQUNITINFO

Fills: NONCITYADD

Instructions: Fill entry in NONCITYADD

Fills: MNONCITYADD

Instructions: FILL entry in MNONCITYADD

Fills: BLDGNAME

Instructions: Fill entry in BLDGNAME

Fills: MSTRNAME

Instructions: FILL entry in MSTRNAME

Type: String

Length: 43

- Don't Know
- Refuse

Empty

On Input

On Output

Array:

Skip Instructions: Goto NMAILST6

NMAILST6

Field

NMAILST6

Description: Non-City Style

Form Pane Label: Non-City Style

SAS Name:

Tag Name: NMAILST6

Inherited Universe:

Universe: (NMAILST5 = Entry or EMPTY) OR \
(NMAILST4 = Entry or EMPTY and (FRAME = 3 OR RT25.GQINAREA = 1))

Universe Description:

Question Text: * Enter change to Mailing address - Non-City Style Address or Press ENTER for Same/No Change

Address:

^HNO ^HNOSUF ^STRNAME

^UNITDESC

^PO, ^ST ^ZIP

Phys des: ^PHYSDES

GQ unit: ^GQUNITINFO

Non-Cty: ^NONCITYADD

Building: ^BLDGNAME

Mailing Address:

^MHNO ^MHNOSUF ^MSTRNAME

^MUNITDES

^MPO, ^MST ^MZIP

GQ unit: ^MGQUNITINFO

Non-city: ^MNONCITYADD

Fills: HNO

Instructions: Fill entry in HNO

Fills: HNOSUF

Instructions: Fill entry in HNOSUF

Fills: STRNAME

Instructions: Fill entry in STRNAME

Fills: MHNO

Instructions: FILL entry in MHNO

Fills: MHNOSUF

Instructions: FILL entry in MHNOSUF

Fills: MSTRNAME

Instructions: FILL entry in MSTRNAME

Fills: UNITDESC

Instructions: FILL entry in UNITDESC

Fills: MUNITDES

Instructions: FILL entry in MUNITDES

Fills: PO

Instructions: Fill entry in PO

Fills: ST

Instructions: Fill entry in ST

Fills: ZIP

Instructions: Fill entry in ZIP5 and ZIP4 in the format ZIP5-ZIP4

Fills: MPO

Instructions: FILL entry in MPO

Fills: MST

Instructions: FILL entry in MST

Fills: MZIP

Instructions: FILL entry in MZIP5 and MZIP4 in the format MZIP5-MZIP4

Fills: PHYSDDES

Instructions: Fill entry in PHYSDDES

Fills: GQUNITINFO

Instructions: Fill entry in GQUNITINFO

Fills: MGQUNITINFO

Instructions: FILL entry in MGQUNITINFO

Fills: NONCITYADD

Instructions: Fill entry in NONCITYADD

Fills: MNONCITYADD

Instructions: FILL entry in MNONCITYADD

Fills: BLDGNAME

Instructions: Fill entry in BLDGNAME

Type: String

Length: 27

- Don't Know
- Refuse
- Empty

- On Input
- On Output

Array:

Skip Instructions: IF no entry in NMAILST1 and NMAILST6 then goto CK_NMAILST6
ELSE goto NMAILCT

Check

CK_NMAILST6
CK_NMAILST6

Description: There needs to be an entry in House # or Non-City Address

Inherited Universe:

Universe: No entry in NMAILST1 and no entry in NMAILST6

Universe Description:

Text: ♦ [There must be data in at least one of these fields](#)

Check Instructions:

Type: Hard

Skip Instructions: Go back to NMAILST6

NMAILCT

NMAILCT

Field

Description: City

Form Pane Label: City

SAS Name:

Tag Name: NMAILCT

Inherited Universe:

Universe: NMAILST6 = Entry

Universe Description:

Question Text: * Enter change to Mailing address - **City** or Press ENTER for Same/No Change

Address:

^HNO ^HNOSUF ^STRNAME
^UNITDESC
^PO, ^ST ^ZIP

Phys des: ^PHYSDES

GQ unit: ^GQUNITINFO

Non-Cty: ^NONCITYADD

Building: ^BLDGNAME

Mailing Address:

^MHNO ^MHNOSUF ^MSTRNAME
^MUNITDES
^MPO, ^MST ^MZIP

GQ unit: ^MGQUNITINFO

Non-city: ^MNONCITYADD

Fills: HNO

Instructions: Fill entry in HNO

Fills: HNOSUF

Instructions: Fill entry in HNOSUF

Fills: STRNAME

Instructions: Fill entry in STRNAME

Fills: MHNO

Instructions: FILL entry in MHNO

Fills: MHNOSUF

Instructions: FILL entry in MHNOSUF

Fills: MSTRNAME

Instructions: FILL entry in MSTRNAME

Fills: UNITDESC

Instructions: FILL entry in UNITDESC

Fills: MUNITDES

Instructions: FILL entry in MUNITDES

Fills: PO

Instructions: Fill entry in PO

Fills: ST

Instructions: Fill entry in ST

Fills: ZIP

Instructions: Fill entry in ZIP5 and ZIP4 in the format ZIP5-ZIP4

Fills: MPO

Instructions: FILL entry in MPO

Fills: MST

Instructions: FILL entry in MST

Fills: MZIP

Instructions: FILL entry in MZIP5 and MZIP4 in the format MZIP5-MZIP4

Fills: PHYSDDES

Instructions: Fill entry in PHYSDDES

Fills: GQUNITINFO

Instructions: Fill entry in GQUNITINFO

Fills: MGQUNITINFO

Instructions: FILL entry in MGQUNITINFO

Fills: NONCITYADD

Instructions: Fill entry in NONCITYADD

Fills: MNONCITYADD

Instructions: FILL entry in MNONCITYADD

Fills: BLDGNAME

Instructions: Fill entry in BLDGNAME

Type: String

Length: 28

- Don't Know
- Refuse
- Empty

- On Input
- On Output

Array:

Skip Instructions: Goto NMAILST

Field

NMAILST
NMAILST

Description: State

Form Pane Label: State

SAS Name:

Tag Name: NMAILST

Inherited Universe:

Universe: NMAILCT = Entry

Universe Description:

Help Screen: H_DESTCODE

Question Text: ? [F1]

◆ Enter change to Mailing address -**State** or Press ENTER for Same/No Change

Address:

^HNO ^HNOSUF ^STRNAME

^UNITDESC

^PO, ^ST ^ZIP

Phys des: ^PHYSDES

GQ unit: ^GQUNITINFO

Non-Cty: ^NONCITYADD

Building: ^BLDGNAME

Mailing Address:

^MHNO ^MHNOSUF ^MSTRNAME

^MUNITDES

^MPO, ^MST ^MZIP

GQ unit: ^MGQUNITINFO

Non-city: ^MNONCITYADD

Fills: HNO

Instructions: Fill entry in HNO

Fills: HNOSUF

Instructions: Fill entry in HNOSUF

Fills: STRNAME

Instructions: Fill entry in STRNAME

Fills: MHNO

Instructions: FILL entry in MHNO

Fills: MHNOSUF

Instructions: FILL entry in MHNOSUF

Fills: MSTRNAME

Instructions: FILL entry in MSTRNAME

Fills: UNITDESC

Instructions: FILL entry in UNITDESC

Fills: MUNITDES

Instructions: FILL entry in MUNITDES

Fills: PO

Instructions: Fill entry in PO

Fills: ST

Instructions: Fill entry in ST

Fills: ZIP

Instructions: Fill entry in ZIP5 and ZIP4 in the format ZIP5-ZIP4

Fills: MPO

Instructions: FILL entry in MPO

Fills: MST

Instructions: FILL entry in MST

Fills: MZIP

Instructions: FILL entry in MZIP5 and MZIP4 in the format MZIP5-MZIP4

Fills: PHYSDDES

Instructions: Fill entry in PHYSDDES

Fills: GQUNITINFO

Instructions: Fill entry in GQUNITINFO

Fills: MGQUNITINFO

Instructions: FILL entry in MGQUNITINFO

Fills: NONCITYADD

Instructions: Fill entry in NONCITYADD

Fills: MNONCITYADD

Instructions: FILL entry in MNONCITYADD

Fills: BLDGNAME

Instructions: Fill entry in BLDGNAME

Type: String
Length: 2

- Don't Know
- Refuse
- Empty

- On Input
- On Output

Array:

Special Instructions: Use answer type TState - STRING[2], display width 4

Skip Instructions: Goto NMAILZP1

NMAILZP1

Field

NMAILZP1

Description: Zipcode

Form Pane Label: Zip

SAS Name:

Tag Name: NMAILZP1

Inherited Universe:

Universe: NMAILST = Entry, DK or RF

Universe Description:

Question Text: * Enter change to Mailing address - **Zipcode** or Press ENTER for Same/No Change

Address:

^HNO ^HNOSUF ^STRNAME
^UNITDESC
^PO, ^ST ^ZIP

Phys des: ^PHYSDES

GQ unit: ^GQUNITINFO

Non-Cty: ^NONCITYADD

Building: ^BLDGNAME

Mailing Address:

^MHNO ^MHNOSUF ^MSTRNAME
^MUNITDES
^MPO, ^MST ^MZIP

GQ unit: ^MGQUNITINFO

Non-city: ^MNONCITYADD

Fills: STRNAME

Instructions: Fill entry in STRNAME

Fills: MHNO

Instructions: FILL entry in MHNO

Fills: HNO

Instructions: Fill entry in HNO

Fills: HNOSUF

Instructions: Fill entry in HNOSUF

Fills: MHNOSUF

Instructions: FILL entry in MHNOSUF

Fills: MSTRNAME

Instructions: FILL entry in MSTRNAME

Fills: UNITDESC

Instructions: FILL entry in UNITDESC

Fills: MUNITDES

Instructions: FILL entry in MUNITDES

Fills: PO

Instructions: Fill entry in PO

Fills: ST

Instructions: Fill entry in ST

Fills: ZIP

Instructions: Fill entry in ZIP5 and ZIP4 in the format ZIP5-ZIP4

Fills: MPO

Instructions: FILL entry in MPO

Fills: MST

Instructions: FILL entry in MST

Fills: MZIP

Instructions: FILL entry in MZIP5 and MZIP4 in the format MZIP5-MZIP4

Fills: PHYSDDES

Instructions: Fill entry in PHYSDDES

Fills: GQUNITINFO

Instructions: Fill entry in GQUNITINFO

Fills: MGQUNITINFO

Instructions: FILL entry in MGQUNITINFO

Fills: NONCITYADD

Instructions: Fill entry in NONCITYADD

Fills: MNONCITYADD

Instructions: FILL entry in MNONCITYADD

Fills: BLDGNAME

Instructions: Fill entry in BLDGNAME

Type: String

Length: 9

- Don't Know
- Refuse
- Empty

- On Input
- On Output

Array:

Special Instructions: Format NMAILZP1 as 5 digits- 4 digits. "_____-____"

Skip Instructions: IF entry lt 5 digits then goto CK_NMAILZP1
ELSE goto CK_MAILADDRESS

Check

CK_NMAILZP1
CK_NMAILZP1

Description: Zip code entry is less than 5 digits

Inherited Universe:

Universe: NMAILZP1 lt 5 digits

Universe Description:

Text: * You must enter all five digits of the zip code

Check Instructions:

Type: Hard

Skip Instructions: Go back to NMAILZP1

CK_MAILADDRESS

CK_MAILADDRESS

Check

Description: Verify mailing address changes are to be saved

Inherited Universe:

Universe: Entry in NMAILZP1

Universe Description:

Text: [Mailing address information has been updated.](#)

[Press SUPPRESS to save changes.](#)

[Press GOTO or CLOSE to re-edit Mailing address fields](#)

Check Instructions: If SUPPRESS then update mailing address variables

Store NMAILST1 in MHNO

Store NMAILST2 in MHNOSUF

Store NMAILST3 in MSTRNAME

Store NMAILST4 in MUNITDES

Store NMAILCT in MPO

Store NMAILST in MST

Store NMAILZP1 position 1-5 in MZIP5

Store NMAILZP1 position 6-9 in MZIP4

Store NMAILST5 in MGQUNITINFO

Store NMAILST6 in MNONCITYADD

Type: Soft

Skip Instructions: SUPPRESS: Goto PHONENUMBER

All others, go back to NMAILZP1

Field

PHONENUMBER
PHONENUMBER

Description: Telephone #

Form Pane Label: Telephone #

SAS Name:

Tag Name: PHONENUMBER

Inherited Universe:

Universe: (MAILAD = 1 or 2) AND (START = 1 or 2) AND
(GENINTRO = 1 or 2)

Universe Description:

Question Text: ♦ Ask or verify, if necessary.

What is your telephone number?

♦ Enter phone number or 0 for None/Refused

Type: String

Length: 15

- Don't Know
- Refuse
- Empty

- On Input
- On Output

Store Instructions: Set AREA = PHONENUMBER[1:3]
Set PREFIX = PHONENUMBER[4:6]
Set SUFFIX = PHONENUMBER[7:10]
Set EXTN = PHONENUM[11:15]
Set PHONENUM = PHONENUMBER[1:10]

IF PHONENUMBER = 0 then set PHONETYP = EMPTY

Array:

Special Instructions: Use the phone number edit mask.

Skip Instructions: IF PHONENUMBER lt 10 digits and <> 0 then goto CK_PHONENUMBER
ELSE goto PHTYP1

Instrument SAS Name: PHONENUMBER

Check

CK_PHONENUMBER
CK_PHONENUMBER

Description: phone number less than 10 digits

Inherited Universe:

Universe: PHONENUMBER lt 10 digits AND PHONENUMBER <> 0

Universe Description:

Text: * [Entry cannot be less than 10 digits](#)

Check Instructions:

Type: Hard

Skip Instructions: Go back to PHONENUMBER

PHTYP1

Field

PHTYP1

Description: Phone Type

Form Pane Label: Phone Type

SAS Name:

Tag Name: PHTYP1

Inherited Universe:

Universe: PHONENUMBER <> 0

Universe Description: Valid phone number entered in PHONENUMBER

Question Text: ♦ Is this a home, work, or cell number?

Type: Enumerated

Length: 1

Answer List: TPHTYP

Value:	Mnemonic:	Description:
1	Home	Home
2	Work	Work
3	Cell	Cell

- Don't Know
- Refuse
- Empty

- On Input
- On Output

Store Instructions: IF PHTYP1 = 1, 2 or 3 then set PHONETYP = PHTYP1

Array:

Skip Instructions: Exit block and goto BCOVERAGE

Instrument SAS Name: PHTYP1

Field

I_TOTALCU
I_TOTALCU

Description: Total number of CU's from last quarter

Form Pane Label:

SAS Name:

Tag Name:

Inherited Universe:

Universe:

Universe Description:

Question Text:

Type: String

Length: 2

- Don't Know
- Refuse
- Empty

- On Input
- On Output

Array:

Special Instructions: See setup specifications for how this variable is set.

Instrument SAS Name: I_TOTALCU

BCOVERAGE

BCOVERAGE

Block

Description: Coverage

Tab Name:

Fly Over Name:

Universe Type: If

Inherited Universe:

Universe: [(BFront.START = 1, 2 or 5) OR BFront.GENINTRO = 3] AND
(BAdmin.REPLACESPAWN <> 'Yes')

Universe Description:

Array:

Block Instructions: Section Label: Coverage

NOTE: Do not recollect coverage questions for New CU's(Copy parent info to new cu during spawning or during processing)

Field

NONTYP
NONTYP

Description: type of noninterview

Form Pane Label: Type of Noninterview

SAS Name:

Tag Name: NONTYP

Inherited Universe:

Universe: START = 5 OR GENINTRO = 3

Universe Description:

Question Text:

- What type of non-interview do you have?

Type A = No one home, Temporarily absent, or refusal

Type B = Vacant, under construction, occupied by persons with URE

Type C = Demolished, house moved, merged, condemned, located on base, CU moved

Type: Enumerated

Length: 1

Answer List: TNONTYP

Value:	Mnemonic:	Description:
1	TYPE_A	TYPE A
2	TYPE_B	TYPE B
3	TYPE_C	TYPE C

- Don't Know
- Refuse
- Empty

- On Input
- On Output

Array:

Skip Instructions: 1: Goto TYPEA

2: Goto TYPEB

3: Goto TYPEC

Instrument SAS Name: NONTYP

Field

TYPEA
TYPEA

Description: Type A - non-interview

Form Pane Label: Type A

SAS Name:

Tag Name: TYPEA

Inherited Universe:

Universe: NONTYP = 1

Universe Description:

Question Text: * Enter TYPE A noninterview

Type: Enumerated

Length: 1

Answer List: TTYPEA

Value:	Mnemonic:	Description:
1	NOH	No one home
2	TA	Temporarily Absent
3	REF	Refused
4	OTypeA	Other Type A -specify

Don't Know

Refuse

Empty

On Input

On Output

Store Instructions: 1. IF TYPEA = 1 then set OUTCOME = 216
IF TYPEA = 2 then set OUTCOME = 217

2. IF TYPEA = 1 or 2 then set EXITINTERVIEW = 1

3. IF TYPEA = 1-4 AND RT2501.URRAL = R and
RT2501.FRAME = 3 AND (RT2501.GQTYPE ne 901 or 902)
THEN set FM_SALES = 2

Array:

Skip Instructions: 1,2: IF RT2501.URRAL = R and (RT2501.FRAME ne 3 or
RT2501.GQTYPE = 901 or 903) AND
(REPLACE = 1 or ((INTNMBR = 1 or NEWCU = 1)
AND NEWUNIT ne S) then goto FM_SALES
ELSEIF ((INTNMBR = 1 or _NEWCU_ = 1) and NEWUNIT ne S)
then goto GQ_UNIT
ELSE goto RACETYP

3: Goto REF_RSN

4: IF RT25.IMPADD = 1 then goto CK_TYPEA
ELSE goto TYPEASP

Instrument SAS Name: TYPEA

Destination Data Set: FMLY

Check

CK_TYPEA
CK_TYPEA

Description:

Inherited Universe:

Universe: TYPEA = 4 AND RT25.IMPADD = 1

Universe Description:

Text: ♦ Are you coding this case as "Unable to locate"

If YES, please use the new TYPE C - Unlocatable Sample Address selection on the TYPE C screen. Press

ENTER and then go back to NONTYP and select 3. TYPEC.

If NO, press '&S' for suppress

Check Instructions:

Type: Soft

Skip Instructions: SUPPRESS: Goto TYPEASP
All others, go back to TYPEA

TYPEASP

Field

TYPEASP

Description: Type A specify

Form Pane Label: Type A - Specify

SAS Name: TYPEASP

Tag Name: TYPEASP

Inherited Universe:

Universe: TYPEA = 4

Universe Description:

Question Text: ♦ Specify other TYPE A

Type: String

Length: 30

Don't Know

Refuse

Empty

On Input

On Output

Store Instructions: Set OUTCOME = 219
Set EXITINTERVIEW = 1

Array:

Skip Instructions: IF RT2501.URRAL = R and (RT2501.FRAME ne 3 or
RT2501.GQTYPE = 901 or 902) AND (REPLACE = 1
or (INTNMBR = 1 or _NEWCU_ = 1) AND
NEWUNIT ne S) then goto FM_SALES

IF ((INTNMBR = 1 or _NEWCU_ = 1) and NEWUNIT ne S)
then goto GQ_UNIT

ELSE goto RACETYP

Instrument SAS Name: TYPEASP

Destination Data Set: FMLY

Field

REF_RSN
REF_RSN

Description: Refusal Reason

Form Pane Label: Refusal Reason

SAS Name:

Tag Name: REF_RSN

Inherited Universe:

Universe: TYPEA = 3

Universe Description:

Question Text: * Enter type of refusal

Type: Enumerated

Length: 1

Answer List: TREFUSAL

Value:	Mnemonic:	Description:
1	Hostile	Hostile Respondent
2	Time	Time Related Excuses
3	Language	Language Problems
4	Orefusal	Other Refusal - specify

Don't Know

Refuse

Empty

On Input

On Output

Store Instructions: 1. IF REF_RSN = 1 then set OUTCOME = 321
IF REF_RSN = 2 then set OUTCOME = 322
IF REF_RSN = 3 then set OUTCOME = 323

2. Set EXITINTERVIEW = 1

Array:

Skip Instructions: 1-3: IF RT2501.URRAL = R and (RT2501.FRAME ne 3 or
RT2501.GQTYPE = 901 or 902) AND (REPLACE = 1
or ((INTNMBR = 1 or _NEWCU_ = 1) AND
NEWUNIT ne S) then goto FM_SALES
ELSEIF ((INTNMBR = 1 or _NEWCU_ = 1) and NEWUNIT ne S)
then goto GQ_UNIT
ELSE goto RACETYP

4: Goto REASON_S

Instrument SAS Name: REF_RSN

Destination Data Set: FMLY

Field

REASON_S
REASON_S

Description: Refusal reason specify

Form Pane Label: Refusal Specify

SAS Name: REASON_S

Tag Name: REASON_S

Inherited Universe:

Universe: REF_RSN = 4

Universe Description:

Question Text: * Specify type of refusal

Type: String

Length: 45

- Don't Know
- Refuse
- Empty

- On Input
- On Output

Store Instructions: Set OUTCOME = 324
Set EXITINTERVIEW = 1

Array:

Skip Instructions: IF RT2501.URRAL = R and (RT2501.FRAME ne 3
or RT2501.GQTYPE = 901 or 902) AND
(REPLACE = 1 or ((INTNMBR = 1 or _NEWCU_ = 1)
AND NEWUNIT ne S) then goto FM_SALES

ELSEIF ((INTNMBR = 1 or _NEWCU_ = 1) and
NEWUNIT ne S) then goto GQ_UNIT

ELSE goto RACETYP

Instrument SAS Name: REASON_S

Destination Data Set: FMLY

TYPEB

Field

TYPEB

Description: Type B - non-interview

Form Pane Label: Type B

SAS Name:

Tag Name: TYPEB

Inherited Universe:

Universe: NONTYP = 2

Universe Description:

Question Text: * Enter TYPE B noninterview

Type: Enumerated

Length: 2

Answer List: TTYPEB

Value:	Mnemonic:	Description:
1	RENT	Vacant (for rent)
2	SALE	Vacant (for sale)
3	OTYPEVACANT	Vacant (other)
4	URE	Occupied by persons with URE
5	NOTREADY	Under construction, not ready
6	UNDERAGE	All persons under 16
7	UNFIT	Unfit or to be demolished
8	UNOCCUPYTT	Unoccupied tent or trailer site
9	PERMITNOCONSTR	Permit granted, construction not started
10	OTYPEB	Other Type B -specify

- Don't Know
- Refuse
- Empty

- On Input
- On Output

Store Instructions: 1. IF TYPEB = 1 then store 226 in outcome

IF TYPEB = 2 then store 331 in outcome
IF TYPEB = 3 then store 332 in outcome
IF TYPEB = 4 then store 225 in outcome
IF TYPEB = 5 then store 229 in outcome
IF TYPEB = 6 then store 224 in outcome
IF TYPEB = 7 then store 228 in outcome
IF TYPEB = 8 then store 231 in outcome
IF TYPEB = 9 then store 232 in outcome
IF TYPEB = 10 then store 233 in outcome

2. Set EXITINTERVIEW = 1

3. IF TYPEB = 8 then:
 Store 10 in HUTYPE
 Store 10 in HSG_UNIT
 Store 1 in DIRACC

Array:

Skip Instructions: 1,2,4-7: IF ((INTNMBR = 1 or _NEWCU_ = 1) and
 NEWUNIT ne S) then goto GQ_UNIT
 ELSE goto BCONTACT.BYOBS

3: Goto VACANT_S

8,9: Goto BCONTACT.BYOBS

10: Goto TYPEB_SP

Instrument SAS Name: TYPEB

Destination Data Set: FMLY

TYPEB_SP

Field

TYPEB_SP

Description: Specify other Type B

Form Pane Label: Type B - Specify

SAS Name: TYPEBSP

Tag Name: TYPEB_SP

Inherited Universe:

Universe: TYPEB = 10

Universe Description:

Question Text: ♦ Specify other TYPE B

Type: String

Length: 45

- Don't Know
- Refuse
- Empty

- On Input
- On Output

Array:

Skip Instructions: IF ((INTNMBR = 1 or _NEWCU_ = 1) and NEWUNIT ne S)
then goto GQ_UNIT

ELSE goto BCONTACT.BYOBS

Instrument SAS Name: TYPEB_SP

Destination Data Set: FMLY

Field

VACANT_S
VACANT_S

Description: specify type of vacant

Form Pane Label: Vacant Specify

SAS Name: VACANT_S

Tag Name: VACANT_S

Inherited Universe:

Universe: TYPEB = 3

Universe Description:

Question Text: * Specify type of vacant

Type: String

Length: 45

- Don't Know
- Refuse
- Empty

- On Input
- On Output

Array:

Skip Instructions: IF ((INTNMBR = 1 or _NEWCU_ = 1) and NEWUNIT ne S)
then goto GQ_UNIT

ELSE goto BCONTACT.BYOBS

Instrument SAS Name: VACANT_S

Destination Data Set: FMLY

TYPEC

Field

TYPEC

Description: Type C - non-interview code

Form Pane Label: Type C

SAS Name:

Tag Name: TYPEC

Inherited Universe:

Universe: NONTYP = 3

Universe Description:

Question Text: * [Enter TYPE C noninterview](#)

Type: Enumerated

Length: 2

Answer List: TTYPEC

Value:	Mnemonic:	Description:
1	DEMOLISHED	Demolished
2	HMOVED	House or Mobile Home moved
3	NonResidential	Converted to permanent nonresidential use
4	MERGEDUNIT	Merged with units in the same structure
5	CONDEMNED	Condemned
6	ONBASE	Located on military base (post)
7	UNUSED SERIAL	Unused serial # on listing sheet
8	CUMOVED	^CUMOVED_Fill
9	CUMERGED	^CUMERGE_Fill
10	SPAWNERROR	Spawned in error
11	UNLOCATABLE	Unlocatable Sample Address
12	DOESNOTEXIST	Unit does not exist or Unit is out of scope
13	OTypeC	Other type C - specify

- Don't Know
- Refuse
- Empty

On Input

On Output

- Store Instructions:**
1. IF TYPEC = 1 then store 240 in outcome
IF TYPEC = 2 then store 241 in outcome
IF TYPEC = 3 then store 243 in outcome
IF TYPEC = 4 then store 244 in outcome
IF TYPEC = 5 then store 245 in outcome
IF TYPEC = 6 then store 252 in outcome
IF TYPEC = 7 then store 247 in outcome
IF TYPEC = 8 then store 341 in outcome
IF TYPEC = 9 then store 342 in outcome
IF TYPEC = 10 then store 290 in outcome
IF TYPEC = 11 AND RT25.IMPADD = 1 then store 258 in outcome
IF TYPEC = 12 then store 259 in outcome
 2. IF TYPEC = 1-12 then set EXITINTERVIEW = 1
 3. If TYPEC = 3, 7, 10-12 then store 1 in BYOBS

Array:

Skip Instructions: 1,2,4-6,8-9: Goto BContact.BYOBS

3,7: Goto END_COVERAGE

10: IF any POUT1-3 = 201 or 203 then goto CK_SpawnInErr
ELSEIF CTRLNUM[18] = 1 OR CTRLNUM[20-21] = 10 then
goto CK_SpawnInErr
ELSE goto END_COVERAGE

11: IF (RT25.IMPADD = 0 or blank) then goto CK_TYPEC
ELSE goto END_COVERAGE

12: IF RT25.DESIGN = 00 then goto CK_TYPEC2
ELSE goto END_COVERAGE

13: Goto TYPEC_SP

Instrument SAS Name: TYPEC

Destination Data Set: FMLY

CK_SpawnInErr

Check

CK_SpawnInErr

Description: Case cannot be coded as "Spawned in error"

Inherited Universe:

Universe: TYPEC = 10 AND ((POUT1 = 201 or 203) OR (POUT2 = 201 or 203) OR (POUT3 = 201 or 203) OR CTRLNUM[18-21] = 1010)

Universe Description:

Text: ^SpawnInErr_Fill

Check Instructions:

Type: Hard

Skip Instructions: Go back to TYPEC

Fills: SpawnInErr_Fill

Instructions: IF (POUT1 = 201 or 203) OR (POUT2 = 201 or 203) OR (POUT3 = 201 or 203)
then fill

" * Case was a complete in a previous quarter.
It cannot be coded as "Spawned in error" "

ELSEIF CTRLNUM[18-21] = 1010 then fill

' * Case is not a spawned case and cannot be coded as "Spawned in error" "

Check

CK_TYPEC
CK_TYPEC

Description:

Inherited Universe:

Universe: TYPEC = 11 AND (RT25.IMPADD = 0 or blank)

Universe Description:

Text: * This outcome code can only be used for cases with minimal to no address information. Based on the address information from Case Management, this case does not meet the criteria required to use this outcome code.

If you are unable to locate the sample address for this case, select Type A, "Other Type A -specify" or press F10 to exit and contact your supervisor for assistance.

Check Instructions:

Type: Hard

Skip Instructions: Go back to TYPEC

CK_TYPEC2
CK_TYPEC2

Check

Description:

Inherited Universe:

Universe: TYPEC = 12 and RT25.DESIGN = 00

Universe Description:

Text: * This outcome code is not valid for this case, it can only be assigned to 2010 sample design cases.

Return to the NONTYP screen and select the appropriate non-interview, or press [F10] to exit and consult your manual or with your supervisor for assistance.

Check Instructions:

Type: Hard

Skip Instructions: Go back to TYPEC

Field

TYPEC_SP
TYPEC_SP

Description: Specify other type c

Form Pane Label: Type C - Specify

SAS Name: TYPECSP

Tag Name: TYPEC_SP

Inherited Universe:

Universe: TYPEC = 13

Universe Description:

Question Text: * Specify other TYPE C

Type: String

Length: 45

- Don't Know
- Refuse
- Empty

- On Input
- On Output

Store Instructions: Set OUTCOME = 248
Set EXITINTERVIEW = 1

Array:

Skip Instructions: Goto BContact.BYOBS

Instrument SAS Name: TYPEC_SP

Destination Data Set: FMLY

FM_SALES

FM_SALES

Field

Description: Farm sales of \$1, 000 or more

Form Pane Label: Farm Sales

SAS Name: FM_SALES

Tag Name: FM_SALES

Inherited Universe:

Universe: (RT2501.URRAL = R) AND
((RT2501.FRAME <> 3) or (RT2501.GQTYPE = 901 or 902)) AND
((BFRONT.START = 1 or 2) or NONTYP = 1) AND
(R_IN.REPLACE = 1 or ((INTNMBR = 1 or NEWCU = 1) and
NEWUNIT <> S))

Universe Description:

Question Text: During the past 12 months did sales of crops, livestock, and other farm products from this place amount to \$1,000 or more?

Type: Enumerated

Length: 1

Answer List: TYesNo

Value:	Mnemonic:	Description:
1	Yes	Yes
2	No	No

- Don't Know
- Refuse
- Empty

- On Input
- On Output

Array:

Skip Instructions: Goto GQ_UNIT

Instrument SAS Name: FM_SALES

Destination Data Set: FMLY

GQ_UNIT

GQ_UNIT

Field

Description: group quarters or not?

Form Pane Label: Group Quarters

SAS Name: GQ_UNIT

Tag Name: GQ_UNIT

Inherited Universe:

Universe: ((BFRONT.START = 1 or 2) or NONTYP = 1 or TYPEB = 1-7 or 10)
AND (R_IN.REPLACE = 1 or (INTNMBR = 1 or NEWCU = 1) AND
NEWUNIT <> S)

Universe Description:

Question Text: ✦ Indicate if the unit is:

Type: Enumerated
Length: 1

Answer List: TGQUNIT

Value:	Mnemonic:	Description:
1	INGQ	In a Group Quarters
2	NOTINGQ	NOT in a Group Quarters

Don't Know
 Refuse
 Empty

On Input
 On Output

Array:

Skip Instructions: 1: Goto HUTYPE

2,DK: IF FRAME ne 3 then goto DIRACC
ELSE goto HUTYPE

Instrument SAS Name: GQ_UNIT

Destination Data Set: FMLY

Field

DIRACC
DIRACC

Description: Direct access to the household

Form Pane Label: Access Type

SAS Name: DIRACC

Tag Name: DIRACC

Inherited Universe:

Universe: (FRAME <> 3) AND ((BFront.START = 1 or 2) or NONTYP = 1 or TYPEB = 1-7, 10)
AND (R_IN.REPLACE = 1 or (INTNMBR = 1 or NEWCU = 1) AND NEWUNIT <> S)
AND (GQ_UNIT = 2 or DK)

Universe Description:

Question Text: * Indicate if access to the household is:

Type: Enumerated
Length: 1

Answer List: TDIRACC

Value:	Mnemonic:	Description:
1	Direct	Direct
2	AnotherUnit	Through another unit

Don't Know
 Refuse
 Empty

On Input
 On Output

Array:

Skip Instructions: 1: Goto HUTYPE

2,DK: Goto MERGUA

Instrument SAS Name: DIRACC

Destination Data Set: FMLY

MERGUA

MERGUA

Field

Description: Merged unit?

Form Pane Label: Merged Unit

SAS Name:

Tag Name: MERGUA

Inherited Universe:

Universe: DIRACC = 2 or DK

Universe Description:

Help Screen: H_MERGUA

Question Text: ? [F1]

Is this a merged unit?

Type: Enumerated

Length: 1

Answer List: TMERGUA

Value:	Mnemonic:	Description:
1	Merged	Merged
2	NotMerged	Not Merged

- Don't Know
- Refuse
- Empty

- On Input
- On Output

Store Instructions: IF Entry of 1 then store 244 in outcome

Array:

Skip Instructions: 1,DK: Goto HUTYPE

2: Goto CK_MERGUA

Instrument SAS Name: MERGUA

Check

CK_MERGUA
CK_MERGUA

Description:

Inherited Universe:

Universe: MERGUA = 2

Universe Description:

Text: ♦ [Access type must be changed to direct IF this is not a merged unit.](#)

Check Instructions: Display DIRACC and MERGUA as the jump possibilities

Type: Hard

Skip Instructions: Go back to MERGUA

HUTYPE

HUTYPE

Field

Description: Type of Housing Unit

Form Pane Label: Housing Unit Type

SAS Name:

Tag Name: HUTYPE

Inherited Universe:

Universe: [(GQ_UNIT = 1) OR (GQ_UNIT = 2 or DK AND RT2501.FRAME = 3)
 OR (MERGUA = 1 or DK) OR (DIRACC = 1 and TYPEB <> 8)]

Universe Description: (FR indicated unit is in a Group Quarters) OR (FR indicated unit is not in a group quarters or DK and SCIF indicates this is a GQ) OR (FR indicates this is a merged unit or DK if merged) OR (The unit has direct access and it is not an unoccupied tent or trailer site)

Question Text: * [Enter type of Housing Unit.](#)

Type: Enumerated

Length: 2

Answer List: TLIVQRT

Value:	Mnemonic:	Description:
1	House	House, apartment, flat
2	NonTransient	HU in non-transient hotel, motel, etc
3	TransientHotel	HU permanent in transient hotel, motel, etc.
4	RoomingHouse	HU in rooming house
5	MobilenoPermanant	Mobile home or trailer with no permanent room added
6	MobilePermanant	Mobile home or trailer with one or more permanent rooms added
7	NotSpecified	HU not specified above
8	RoomorBoard	Quarters not HU in rooming or boarding house
9	Student	Students quarters in college dormitory
10	OtherUnit	Group Quarters unit not specified above

- Don't Know
- Refuse
- Empty

On Input

On Output

- Store Instructions:**
1. Store HUTYPE in HSG_UNIT
(Note: HSG_UNIT is the BLS variable)
 2. Store HUTYPE in the datamodel variable HUTYPE.
If HUTYPE = DK, then set the datamodel variable
HUTYPE = 99
(The datamodel HUTYPE is used for the DSMD extract files.)

Array:

Skip Instructions: 1-6,8,9,DK: Goto UNISTRQ

7,10: IF TYPEB ne 8 then goto HUTYPESP
ELSE goto UNISTRQ

Instrument SAS Name: HUTYPE

HUTYPEPSP

HUTYPEPSP

Field

Description: Specify other type of housing unit

Form Pane Label: HU Type - Specify

SAS Name: HUTYPEPSP

Tag Name: HUTYPEPSP

Inherited Universe:

Universe: (HUTYPE = 7 or 10) AND TYPEB <> 8

Universe Description:

Question Text: [✦ Enter other type of housing unit](#)

Type: String

Length: 30

- Don't Know
- Refuse
- Empty

- On Input
- On Output

Array:

Skip Instructions: Goto UNISTRQ

Instrument SAS Name: HUTYPEPSP

Destination Data Set: FMIS

Field

UNISTRQ
UNISTRQ

Description: How many housing units are in this structure

Form Pane Label: Units in structure

SAS Name: UNISTRQ

Tag Name: UNISTRQ

Inherited Universe:

Universe: (HUTYPE = 1-6, 8, 9, or DK) OR (HUTYPESP = ENTRY) OR
(HUTYPE = 7 or 10 and TYPEB = 8)

Universe Description:

Question Text: [Ask if not apparent](#)

How many housing units, both occupied and vacant, are there in this structure?

Type: Enumerated
Length: 2

Answer List: TUNISTRQ

Value:	Mnemonic:	Description:
1	GROUPQUARTER	Only Group Quarters units
2	MobileHome	Mobile home or trailer
3	OneDETACHED	One, detached
4	OneATTACHED	One, attached
5	TWO	2
6	THREEPLUS	3 - 4
7	FIVEPLUS	5 - 9
8	TENPLUS	10 - 19
9	TWENTYPLUS	20 - 49
10	FIFTYPLUS	50 or more

- Don't Know
- Refuse
- Empty

On Input
 On Output

Array:

Skip Instructions: IF NONTYPE = 2 (type b) then goto BYOBS
ELSEIF NONTYP = 1 then goto RACETYP
ELSE goto END_COVERAGE

Instrument SAS Name: UNISTRQ

Destination Data Set: FMIS

Field

RACETYP
RACETYP

Description: Type A - Race code of Household

Form Pane Label: TypA - Race

SAS Name: RACETYP

Tag Name: RACETYP

Inherited Universe:

Universe: TYPEA = 1-4 \

Universe Description: ALL TYPE A's

Question Text: ♦ The items below are required information for all TYPE A cases.

Race code

Type: Enumerated

Length: 2

Answer List: TRCTYPE

Value:	Mnemonic:	Description:
1	White	White
2	Black	Black or African American
3	Indian_Native	American Indian or Alaska native
4	Asian	Asian
5	Hawaiian	Native Hawaiian
6	Guamanian	Guamanian or Chamorro
7	Samoan	Samoan
8	Pacific	Other Pacific Islander
9	Other	Other

- Don't Know
- Refuse
- Empty

- On Input
- On Output

Array:

Skip Instructions: Goto HH_MEMQ

Instrument SAS Name: RACETYP

Destination Data Set: FMIS

Field

HH_MEMQ
HH_MEMQ

Description: Type A - # of household members

Form Pane Label: TypA - Mem

SAS Name: HH_MEMQ

Tag Name: HH_MEMQ

Inherited Universe:

Universe: (TYPEA = 1-4) AND (RACETYP = 1-9 or DK)

Universe Description:

Question Text: ♦ The items below are required information for all TYPE A cases.

Number of household members:

Type: Integer

Length: 2

Min: 1

Max: 30

Don't Know

Refuse

Empty

On Input

On Output

Array:

Skip Instructions: Goto TENURE

Instrument SAS Name: HH_MEMQ

Destination Data Set: FMIS

TENURE

Field

TENURE

Description: Type A - Tenure

Form Pane Label: TypA - Tenure

SAS Name: TENURE

Tag Name: TENURE

Inherited Universe:

Universe: TYPEA = 1-4

Universe Description:

Question Text: ♦ The items below are required information for all TYPE A cases.

Tenure code

Type: Enumerated

Length: 1

Answer List: TTENURE

Value:	Mnemonic:	Description:
1	Owned	Owned
2	Rented	Rented

- Don't Know
- Refuse
- Empty

- On Input
- On Output

Array:

Skip Instructions: 1,2: Goto HHQSRCE

DK: Goto BUILD_A

Instrument SAS Name: TENURE

Destination Data Set: FMIS

BUILD_A

BUILD_A

Field

Description: building type

Form Pane Label: Building Type A

SAS Name: BUILD_A

Tag Name: BUILD_A

Inherited Universe:

Universe: TENURE = DK

Universe Description:

Question Text: Which best describes this building?

Type: Enumerated
Length: 2

Answer List: TBUILD A

Value:	Mnemonic:	Description:
1	Single	Single family detached
2	Townhouse	Townhouse - inner unit
3	EndRowTH	End row or end townhouse
4	Duplex	Duplex
5	MultiPlex	3-plex or 4-plex
6	Garden	Garden
7	HighRise	High-rise
8	Apartment	Apartment or flat
9	MobileHM	Mobile home or trailer
10	CollegeDorm	College dormitory

- Don't Know
- Refuse
- Empty

- On Input
- On Output

Array:

Skip Instructions: Goto HHQSRCE

Instrument SAS Name: BUILD_A

Destination Data Set: FMIS

HHQSRCE

HHQSRCE

Field

Description: Type A - source of information

Form Pane Label: TypA - Source

SAS Name: HHQSRCE

Tag Name: HHQSRCE

Inherited Universe:

Universe: (TENURE = 1 or 2) OR (BUILD_A = 1-10)

Universe Description:

Question Text: * What was the source of the information for the household characteristics?

Enter all that apply, separate with commas

Type: Set

Max Number of Values: 4

Length: 1

Answer List: THHQSRCE

Value:	Mnemonic:	Description:
1	Observation	Observation
2	Neighbor	Neighbor
3	Manager	Building Manager
4	Other	Other (Specify)

- Don't Know
- Refuse
- Empty

- On Input
- On Output

Array:

Special Instructions: NOTE: The first entry will be stored in HHQSRCE1, the second in HHQSRCE2, up to HHQSRCE4

Skip Instructions: 1-3: IF TYPE A (outcome is 321-324) then goto REF_SEX
ELSE goto END_COVERAGE

4: Goto HHQ_SP

Instrument SAS Name: HHQSRCE

Destination Data Set: FMIS

HHQ_SPECIFY

HHQ_SPECIFY

Field

Description: Type A - specify other source of information

Form Pane Label: Source - Specify

SAS Name: HHQ_SPEC

Tag Name: HHQ_SPECIFY

Inherited Universe:

Universe: HHQSRCE = 4

Universe Description:

Question Text: ♦ Specify other source of information

Type: String

Length: 30

- Don't Know
- Refuse
- Empty

- On Input
- On Output

Array:

Skip Instructions: IF Type A (outcome is 321-324) then goto REF_SEX
ELSE goto END_COVERAGE

Instrument SAS Name: HHQ_SPECIFY

Destination Data Set: FMIS

Field

REF_SEX
REF_SEX

Description: Type A - Sex of person who refused

Form Pane Label: Refusal Sex

SAS Name: REFUSESX

Tag Name: REF_SEX

Inherited Universe:

Universe: TYPEA = 3

Universe Description: Refused

Question Text: ♦ Provide the characteristics of the individual who refused to participate.

Sex of individual

Type: Enumerated

Length: 1

Answer List: TSEX

Value:	Mnemonic:	Description:
1	Male	Male
2	Female	Female

- Don't Know
- Refuse
- Empty

- On Input
- On Output

Array:

Skip Instructions: Goto REF_RACE

Instrument SAS Name: REF_SEX

Destination Data Set: FMIS

REF_RACE

Field

REF_RACE

Description: Type A - Race of person who refused

Form Pane Label: Refusal Race

SAS Name: REFUSERC

Tag Name: REF_RACE

Inherited Universe:

Universe: TYPEA = 3

Universe Description:

Question Text: ♦ Provide the characteristics of the individual who refused to participate.

Race of individual

Type: Enumerated

Length: 2

Answer List: TRCTYPE

Value:	Mnemonic:	Description:
1	White	White
2	Black	Black or African American
3	Indian_Native	American Indian or Alaska native
4	Asian	Asian
5	Hawaiian	Native Hawaiian
6	Guamanian	Guamanian or Chamorro
7	Samoan	Samoan
8	Pacific	Other Pacific Islander
9	Other	Other

- Don't Know
- Refuse
- Empty

On Input

On Output

Array:

Skip Instructions: Goto REF_AGED

Instrument SAS Name: REF_RACE

Destination Data Set: FMIS

REF_AGED

REF_AGED

Field

Description: Type A - Age category of person who refused

Form Pane Label: Refusal Age

SAS Name: REFUSEAG

Tag Name: REF_AGED

Inherited Universe:

Universe: (TYPEA = 3) AND (REF_RACE = 1-9 or DK)

Universe Description:

Question Text:

- Provide the characteristics of the individual who refused to participate.

Approximate age of individual

Type: Enumerated

Length: 1

Answer List: TREFAGE

Value:	Mnemonic:	Description:
1	Under20	Under 20
2	Plus21	21 - 50
3	Plus51	51 - 74
4	Plus75	75 or older

- Don't Know
- Refuse
- Empty

- On Input
- On Output

Array:

Skip Instructions: Goto END_COVERAGE

Instrument SAS Name: REF_AGED

Destination Data Set: FMIS

END_COVERAGE

END_COVERAGE

Field

Description: End of Coverage Section

Form Pane Label:

SAS Name:

Tag Name:

Inherited Universe:

Universe:

Universe Description: All

Question Text:

Type: Classification

Length: 0

Don't Know

Refuse

Empty

On Input

On Output

Array:

Special Instructions: 1. Set Section complete flag - Store "Yes" in SECTCOMP(25)

2. Set EXITINTERVIEW flag

IF ((START = 5 or GENINTRO = 3) and NONTYP = 1-3) then

set EXITINTERVIEW = 1

ELSE set EXITINTERVIEW = 0

Skip Instructions: IF (TYPEC = 3, 7, 10-12) then

goto BBACK.BlkAppt.DONE

ELSEIF (NONTYP = 1 or 2) OR (TYPEC = 1, 2 4-6, 8 or 11)

then goto BBACK.BlkAppt.THANK2

All others goto START_DEMOS

Field

HSG_UNIT
HSG_UNIT

Description: BLS variable for Housing unit type

Form Pane Label:

SAS Name: HSG_UNIT

Tag Name:

Inherited Universe:

Universe:

Universe Description:

Question Text:

Type: Integer

Length: 2

Min: 1

Max: 11

- Don't Know
- Refuse
- Empty

- On Input
- On Output

Array:

Special Instructions: NOTE: See HUTYPE for how to set this field

BLS Variable name for HUTYPE.
(DSMD needs the variable to be called HUTYPE)

Instrument SAS Name: HSG_UNIT

Destination Data Set: FMIS

RACETYP1

Field

RACETYP1

Description: Type A - Race Type for Interview 1

Form Pane Label:

SAS Name: RACETYP1

Tag Name:

Inherited Universe:

Universe:

Universe Description:

Question Text: ** CREATED IN POST PROCESSING **

Type: Integer

Length: 2

Min: 1

Max: 9

- Don't Know
- Refuse
- Empty

- On Input
- On Output

Array:

Instrument SAS Name: RACETYP1

Destination Data Set: FMIS

Field

HH_MEMQ1
HH_MEMQ1

Description: Type A - Number of household members for interview 1

Form Pane Label:

SAS Name: HH_MEMQ1

Tag Name:

Inherited Universe:

Universe:

Universe Description:

Question Text: ** CREATED IN POST PROCESSING **

Type: Integer

Length: 2

Min: 1

Max: 30

- Don't Know
- Refuse
- Empty

- On Input
- On Output

Array:

Instrument SAS Name: HH_MEMQ1

Destination Data Set: FMIS

TENURE1

TENURE1

Field

Description: Type A - Tenure for interview 1

Form Pane Label:

SAS Name: TENURE1

Tag Name:

Inherited Universe:

Universe:

Universe Description:

Question Text: ** CREATED IN POST PROCESSING **

Type: Integer

Length: 1

Min: 1

Max: 2

- Don't Know
- Refuse
- Empty

- On Input
- On Output

Array:

Instrument SAS Name: TENURE1

Destination Data Set: FMIS

Field

RACETYP2
RACETYP2

Description: Type A - Race Type for Interview 2

Form Pane Label:

SAS Name: RACETYP2

Tag Name:

Inherited Universe:

Universe:

Universe Description:

Question Text: ** CREATED IN POST PROCESSING **

Type: Integer

Length: 2

Min: 1

Max: 9

- Don't Know
- Refuse
- Empty

- On Input
- On Output

Array:

Instrument SAS Name: RACETYP2

Destination Data Set: FMIS

HH_MEMQ2

HH_MEMQ2

Field

Description: Type A - Number of household members for interview 2

Form Pane Label:

SAS Name: HH_MEMQ2

Tag Name:

Inherited Universe:

Universe:

Universe Description:

Question Text: ** CREATED IN POST PROCESSING **

Type: Integer

Length: 2

Min: 1

Max: 30

- Don't Know
- Refuse
- Empty

- On Input
- On Output

Array:

Instrument SAS Name: HH_MEMQ2

Destination Data Set: FMIS

Field

TENURE2
TENURE2

Description: Type A - Tenure for interview 2

Form Pane Label:

SAS Name: TENURE2

Tag Name:

Inherited Universe:

Universe:

Universe Description:

Question Text: ** CREATED IN POST PROCESSING **

Type: Integer

Length: 1

Min: 1

Max: 2

- Don't Know
- Refuse
- Empty

- On Input
- On Output

Array:

Instrument SAS Name: TENURE2

Destination Data Set: FMIS

RACETYP3

Field

RACETYP3

Description: Type A - Race Type for Interview 3

Form Pane Label:

SAS Name: RACETYP3

Tag Name:

Inherited Universe:

Universe:

Universe Description:

Question Text: ** CREATED IN POST PROCESSING **

Type: Integer

Length: 2

Min: 1

Max: 9

- Don't Know
- Refuse
- Empty

- On Input
- On Output

Array:

Instrument SAS Name: RACETYP3

Destination Data Set: FMIS

Field

HH_MEMQ3
HH_MEMQ3

Description: Type A - Number of household members for interview 3

Form Pane Label:

SAS Name: HH_MEMQ3

Tag Name:

Inherited Universe:

Universe:

Universe Description:

Question Text: ** CREATED IN POST PROCESSING **

Type: Integer

Length: 2

Min: 1

Max: 30

- Don't Know
- Refuse
- Empty

- On Input
- On Output

Array:

Instrument SAS Name: HH_MEMQ3

Destination Data Set: FMIS

TENURE3

TENURE3

Field

Description: Type A - Tenure for interview 3

Form Pane Label:

SAS Name: TENURE3

Tag Name:

Inherited Universe:

Universe:

Universe Description:

Question Text: ** CREATED IN POST PROCESSING **

Type: Integer

Length: 1

Min: 1

Max: 2

- Don't Know
- Refuse
- Empty

- On Input
- On Output

Array:

Instrument SAS Name: TENURE3

Destination Data Set: FMIS

Field

RACETYP4
RACETYP4

Description: Type A - Race Type for Interview 4

Form Pane Label:

SAS Name: RACETYP4

Tag Name:

Inherited Universe:

Universe:

Universe Description:

Question Text: ** CREATED IN POST PROCESSING **

Type: Integer

Length: 2

Min: 1

Max: 9

- Don't Know
- Refuse
- Empty

- On Input
- On Output

Array:

Instrument SAS Name: RACETYP4

Destination Data Set: FMIS

HH_MEMQ4

HH_MEMQ4

Field

Description: Type A - Number of household members for interview 4

Form Pane Label:

SAS Name: HH_MEMQ4

Tag Name:

Inherited Universe:

Universe:

Universe Description:

Question Text: ** CREATED IN POST PROCESSING **

Type: Integer

Length: 2

Min: 1

Max: 30

- Don't Know
- Refuse
- Empty

- On Input
- On Output

Array:

Instrument SAS Name: HH_MEMQ4

Destination Data Set: FMIS

Field

TENURE4
TENURE4

Description: Type A - Tenure for interview 4

Form Pane Label:

SAS Name: TENURE4

Tag Name:

Inherited Universe:

Universe:

Universe Description:

Question Text: ** CREATED IN POST PROCESSING **

Type: Integer

Length: 1

Min: 1

Max: 2

- Don't Know
- Refuse
- Empty

- On Input
- On Output

Array:

Instrument SAS Name: TENURE4

Destination Data Set: FMIS

BContact

Block

BContact

Description: Contact Person Information

Tab Name:

Fly Over Name:

Universe Type: lf

Inherited Universe:

Universe: NONTYP = 2 OR (TYPEEC = 1, 2, 4-6, 8, 9 or 13)

Universe Description:

Array:

Block Instructions: NOTE: In the instrument watch window, this block is inside the coverage block. (But, in the instrument dictionary the full path name does not include BCover.)

Field

BYOBS
BYOBS

Description: Type B/C by observation only

Form Pane Label: Observation

SAS Name:

Tag Name: BYOBS

Inherited Universe:

Universe:

Universe Description:

Question Text: ♦ Did you classify this unit by observation only?

PREVIOUS OBSERVATION: ^BYOBS_YesNo

Fills: BYOBS_YesNo

Instructions: IF RT8001.BCOBSR = 1 then fill "YES"
ELSE fill "NO"

Type: Enumerated

Length: 1

Answer List: TYesNo

Value:	Mnemonic:	Description:
1	Yes	Yes
2	No	No

- Don't Know
- Refuse
- Empty

- On Input
- On Output

Store Instructions: Store 1 in CP1TYPE

Array:

Special Instructions: IF BYOBS = 2 then set ONLY ONCE:
CP1NAME = RT8001.CP1NAME

CP1TITL = RT8001.CP1TITL
PHON[1:10] = RT8001.CP1PHON
PHON[11:15] = RT8001.CP1EXT
CP1ADDR1 = RT8001.CP1ADD1
CP1ADDR2 = RT8001.CP1ADD2
CP1PO = RT8001.CP1PO
CP1ST = RT8001.CP1ST
CP1ZIP9[1:5] = RT8001.CP1ZP5
CP1ZIP9[6:9] = Rt8001.CP1ZP4

Skip Instructions: 1: Exit block and goto END_COVERAGE

2: Goto CP1NAME

Instrument SAS Name: BYOBS

Destination Data Set: CP1

Field

CP1NAME
CP1NAME

Description: Type B/C contact person - name

Form Pane Label: Name of Contact

SAS Name:

Tag Name: CP1NAME

Inherited Universe:

Universe: BYOBS = 2

Universe Description:

Question Text: * Enter contact person name

Press enter if no change is needed

PREVIOUS NAME: ^RT8001CP1NAME

Fills: RT8001CP1NAME

Instructions: Fill entry in RT8001.CP1NAME

Type: String

Length: 42

- Don't Know
- Refuse
- Empty

- On Input
- On Output

Array:

Skip Instructions: Goto CP1TITL

Instrument SAS Name: CP1NAME

Destination Data Set: CP1

CP1TITL

Field

CP1TITL

Description: Type B/C contact person - Title

Form Pane Label: Title of Contact

SAS Name:

Tag Name: CP1TITL

Inherited Universe:

Universe: CP1NAME = ENTRY

Universe Description:

Question Text: * Enter contact person title

Press enter if no change is needed

PREVIOUS TITLE: ^RT8001CP1TITL

Fills: RT8001CP1TITL

Instructions: 1. Pre-fill the form pane with RT8001.CP1TITL

Type: String

Length: 20

- Don't Know
- Refuse
- Empty

- On Input
- On Output

Array:

Skip Instructions: Goto PHON

Instrument SAS Name: CP1TITL

Destination Data Set: CP1

Field

PHON
PHON

Description: number

Form Pane Label: Phone

SAS Name:

Tag Name: CP1PHONE

Inherited Universe:

Universe: CP1TITL = ENTRY

Universe Description:

Question Text: * Enter contact person phone number and extension

Press enter if no change is needed

PREVIOUS PHONE NUMBER: ^RT8001CP1PHON

PREVIOUS EXTENSION: ^RT8001CP1EXT

Fills: RT8001CP1PHON

Instructions: Fill entry in RT8001.CP1PHON

Fills: RT8001CP1EXT

Instructions: Fill entry in RT8001.CP1EXT

Type: String

Length: 10

Don't Know

Refuse

Empty

On Input

On Output

Store Instructions: Store the first 10 characcters in CP1PHON
Store the last 5 in CP1EXT

Array:

Special Instructions: Use the telephone edit mask (___) ___ - ___ X___

Skip Instructions: IF entry is less than 10 digits then goto CK_CP1PHONE
ELSE goto CP1ADD1

Instrument SAS Name: CP1PHONE

Destination Data Set: CP1

Check

CK_CP1PHONE
CK_CP1PHONE

Description: Phone number is incomplete

Inherited Universe:

Universe: PHON is less than 10 digits

Universe Description:

Text: ♦ You must enter all ten digits of the contact person's phone number. No spaces.

Check Instructions:

Type: Hard

Skip Instructions: Go back to PHON

CP1ADD1

CP1ADD1

Field

Description: Type B/C contact person - Address line 1

Form Pane Label: Street Address 1

SAS Name:

Tag Name: CP1ADD1

Inherited Universe:

Universe: CP1PHONE = ENTRY

Universe Description:

Question Text: * Enter contact person street address

Press enter if no change is needed

PREVIOUS ADDRESS: ^CP1ADD1
^CP1ADD2
^CP1PO ^CP1ST ^CP1ZP5 - ^CP1ZP4

Type: String

Length: 54

- Don't Know
- Refuse
- Empty

- On Input
- On Output

Array:

Skip Instructions: Goto CP1ADD2

Instrument SAS Name: CP1ADD1

Destination Data Set: CP1

Field

CP1ADD2
CP1ADD2

Description: Type B/C contact person - Address line 2

Form Pane Label: Street Address 2

SAS Name:

Tag Name: CP1ADD2

Inherited Universe:

Universe: CP1ADD1 = ENTRY

Universe Description:

Question Text: * Enter contact person second line of address, if necessary

Press enter if no change is needed

PREVIOUS ADDRESS: ^CP1ADD1

^CP1ADD2

^CP1PO ^CP1ST ^CP1ZP5 - ^CP1ZP4

Fills: CP1ADD1

Instructions: Fill entry in RT8001.CP1ADD1

Fills: CP1ADD2

Instructions: Fill entry in RT8001.CP1ADD2

Fills: CP1PO

Instructions: Fill entry in RT8001.CP1PO

Fills: CP1ST

Instructions: Fill entry in RT8001.CP1ST

Fills: CP1ZP5

Instructions: Fill entry in RT8001.CP1ZP5

Fills: CP1ZP4

Instructions: Fill entry in RT8001.CP1ZP4

Type: String

Length: 54

- Don't Know
- Refuse
- Empty

- On Input
- On Output

Array:

Skip Instructions: Goto CP1PO

Instrument SAS Name: CP1ADD2

Destination Data Set: CP1

Field

CP1PO
CP1PO

Description: Type B/C contact person - city

Form Pane Label: City

SAS Name:

Tag Name: CP1PO

Inherited Universe:

Universe: CP1ADD2 = ENTRY

Universe Description:

Question Text: * Enter town or city

Press enter if no change is needed

PREVIOUS ADDRESS: ^CP1ADD1
^CP1ADD2
^CP1PO ^CP1ST ^CP1ZP5 - ^CP1ZP4

Type: String

Length: 20

- Don't Know
- Refuse
- Empty

- On Input
- On Output

Array:

Skip Instructions: Goto CP1ST

Instrument SAS Name: CP1PO

Destination Data Set: CP1

CP1ST

CP1ST

Field

Description: Type B/C contact person - State

Form Pane Label: State

SAS Name:

Tag Name: CP1ST

Inherited Universe:

Universe: CP1PO = ENTRY

Universe Description:

Help Screen: H_DESTCODE

Question Text: ? [F1]

• Enter state

Press enter if no change is needed

PREVIOUS ADDRESS: ^CP1ADD1

^CP1ADD2

^CP1PO ^CP1ST ^CP1ZP5 - ^CP1ZP4

Fills: CP1ADD1

Instructions: Fill entry in RT8001.CP1ADD1

Fills: CP1ADD2

Instructions: Fill entry in RT8001.CP1ADD2

Fills: CP1PO

Instructions: Fill entry in RT8001.CP1PO

Fills: CP1ST

Instructions: Fill entry in RT8001.CP1ST

Fills: CP1ZP5

Instructions: Fill entry in RT8001.CP1ZP5

Fills: CP1ZP4

Instructions: Fill entry in RT8001.CP1ZP4

Type: String

Length: 2

Don't Know
 Refuse
 Empty

On Input
 On Output

Array:

Special Instructions: Use answer type TState - STRING[2], display width 4

Skip Instructions: IF entry is not a valid 2-digit state code then goto CK_CP1ST

ELSE goto CP1ZIP9

Instrument SAS Name: CP1ST

Destination Data Set: CP1

CK_CP1ST
CK_CP1ST

Check

Description: Invalid state code

Inherited Universe:

Universe: CP1ST is not a valid 2-digit state code

Universe Description:

Text: [✦ Invalid state code entry](#)

Check Instructions:

Type: Soft

Skip Instructions: Go back to CP1ST

Field

CP1ZIP9
CP1ZIP9

Description: Zip

Form Pane Label: Zip9

SAS Name:

Tag Name: CP1ZIP9

Inherited Universe:

Universe: CP1ST = ENTRY, DK or RF

Universe Description:

Question Text: * Enter zipcode

Press enter if no change is needed

PREVIOUS ADDRESS: ^CP1ADD1

^CP1ADD2

^CP1PO ^CP1ST ^CP1ZP5 - ^CP1ZP4

Fills: CP1ADD1

Instructions: Fill entry in RT8001.CP1ADD1

Fills: CP1ADD2

Instructions: Fill entry in RT8001.CP1ADD2

Fills: CP1PO

Instructions: Fill entry in RT8001.CP1PO

Fills: CP1ST

Instructions: Fill entry in RT8001.CP1ST

Fills: CP1ZP5

Instructions: Fill entry in RT8001.CP1ZP5

Fills: CP1ZP4

Instructions: Fill entry in RT8001.CP1ZP4

Type: String

Length: 9

- Don't Know
- Refuse
- Empty

- On Input
- On Output

Array:

Special Instructions: 1. Use phone number edit mask. "____ - ____"

- 2. Store the first 5 digits in CP1ZP5
and the last 4 digits in CP1Z4

Skip Instructions: IF entry is lt 5 digits then goto CK_CP1ZIP9
ELSEIF CP1ZIP9[6:4] is less than 4 digits then
goto CK2_CP1ZIP9
ELSE exit block and goto END_COVERAGE

Instrument SAS Name: CP1ZIP9

Destination Data Set: CP1

Check

CK_CP1ZIP9
CK_CP1ZIP9

Description: Zipcode is less than 5 digits

Inherited Universe:

Universe: CP1ZIP9 lt 5 digits

Universe Description:

Text: * You must enter all five digits of the ZIP code.

Check Instructions:

Type: Hard

Skip Instructions: Go back to CP1ZIP9

CK2_CP1ZIP9
CK2_CP1ZIP9

Check

Description: Zipcode extension is less than 4 digits

Inherited Universe:

Universe: CP1ZIP9[6:9] is less than 4 digits

Universe Description:

Text: * You must enter all four digits of the zip code extension.

Check Instructions:

Type: Hard

Skip Instructions: Go back to CP1ZIP9

Block

BCONTROLCARD
BCONTROLCARD

Description: Demographics

Tab Name:

Fly Over Name:

Universe Type: If

Inherited Universe:

Universe: (START = 1 or 2) AND (BAdmin.REPLACESPAWN <> 1) AND
(BAdmin.EXITINTERVIEW <> 1)

Universe Description:

Array:

Block Instructions: 1. Section Label: Demographics

2. NOTE: Active household member = person with HH_MEM = 1
and PERSTAT ne 99 AND ((MEMBSTAT ne 1 and ne 5)
OR (MEMBSTAT = 1 AND PERSTAT = 9)) AND
FNAME ne empty AND FNAME ne 999
AND PERCUNUM = CUINDEX

STLLIV

STLLIV

Field

Description: still live here

Form Pane Label: Still live here?

SAS Name:

Tag Name: STLLIV

Inherited Universe:

Universe: (INTNMBR <> 1 AND Front.ROSTERNAMEONINPUT = Yes) OR (NEWCU = 1 AND NEWUNIT = S AND R_IN.Replace <> Yes)

Universe Description: Only for cases where there is a previous roster.
(roster on the input or a new spawned CU case.)

Question Text: I have listed . . . [READ NAMES](#)

^These_this ^peoplePerson still living or staying here?

^stillivcufill

^PERSTATFILL

Fills: These_this

Instructions: If NUMHOUSE = 1 person, fill "Is this"
ELSE fill "Are all of these"

Fills: peoplePerson

Instructions: IF NUMHOUSE = 1 then fill "person"
ELSE fill "people"

Fills: stillivcufill

Instructions: IF TOTALCU > 1 then fill "This case is part of a Multi-CU address. There are
^RT8500.TOTALCU households for this address"

Fills: PERSTATFILL

Instructions: Fill the first 30 characters of the name of all "active" persons.
Fill the names in 3 columns with 10 names in each column..
Ex: NameOnly[1] NameOnly[11] NameOnly[21]
NameOnly[2] NameOnly[12] NameOnly[22]

Active person: (Membstat <> Deleted or (Membstat = deleted and perstat =
reinstated)) and Recstatm <> 3 and

membstat <> skip and Perstat <> Mistake and perstat <>
deceased and membstat <> deceased and
hh_mem <> No and Fname <> empty and Fname <> 999 and
(percunum = cuindex or percunum = r_in.cunumber or percunum
= empty)

Type: Enumerated
Length: 1

Answer List: TYesNo

Value:	Mnemonic:	Description:
1	Yes	Yes
2	No	No

- Don't Know
- Refuse
- Empty

- On Input
- On Output

Array:

Skip Instructions: Goto TUNIT1 Block - PERSTAT

Instrument SAS Name: STLLIV

Destination Data Set: ROSTER_UPDT

TUNIT1

TUNIT1

Block

Description: Name, Sex, Relationship, membership grid

Tab Name:

Fly Over Name:

Universe Type: If

Inherited Universe:

Universe:

Universe Description:

Array:

- Block Instructions:**
1. If newly spawned CU (NEWCU = 1 and NEWUNIT = S), then the grid/table should be pre-filled from the spawning.
 2. If a returning household (intnmbr is 2-4) AND newcu is not 1, the fields should be pre-filled from the input data.
 3. When building the grid from the input for returning households, if MEMBSTAT is 1, then gray out that row in the grid EXCEPT for the PERSTAT column.
 4. When building the grid from the input for returning households, if MEMBSTAT is 3 or 5 then gray out that row in the grid. (CU member deceased or Non CU Members in parent household)
 5. If END or PAGE/Down is pressed while in the grid, then perform all the checks listed in the item CHECKS.
 6. NOTE: EMPTY is allowed on every field in the grid to allow the FR free movement.
 7. Max # of grid lines: 30

Block

BPERSON
TUNIT1.BPERSON

Description:

Tab Name:
Fly Over Name:
Universe Type: While

Inherited Universe:

Universe: FNAME is not 999

Universe Description:

Array:

Block Instructions: Ask FNAME - HH_MEM for each new person. \
(Until a 999 is entered in FNAME.)

PERSTAT

Field

TUNIT1.BPERSON.PERSTAT

Description: Temporary person status

Form Pane Label: Stat

SAS Name:

Tag Name: PERSTAT

Inherited Universe:

Universe: ((FNAME <> EMPTY and FNAME <> 999) or (MEMBSTAT = 1))
AND MEMBSTAT <> 3 and MEMBSTAT <> 5

Universe Description: Only display for non-deceased CU numbers, once a first name has been entered

Question Text: * ^Perstat

Fills: Perstat

Instructions: IF STLLIV = 2 fill "Use up/down arrows to move to the correct row for membership change.

When done, REVIEW/Update demographics. Press END key."

ELSE fill "Use left/right arrows to move to REVIEW/Update demographics.
When done, Press END key"

Type: Enumerated

Length: 2

Answer List: TPersonStatus

Value:	Mnemonic:	Description:
7	Deleted	Delete person
8	Deceased	CU member deceased
9	Reinstated	Reinstate person
99	Mistake	Error - Person should not have been listed

- Don't Know
- Refuse
- Empty

- On Input
- On Output

- Store Instructions:**
1. If Membstat[Refper] = 1 {deleted} then
set SPOUSE[refper] = EMPTY
 2. IF (PERSTAT = 7, 8 or 99) AND CU_CODE = 1 THEN:
set all persons CU_CODE = EMPTY
set Prev_CUCODE for this person only = EMPTY

Array:

- Special Instructions:**
1. For new cases do not bring this item on path until after the first name field has been entered.
 2. If 99 is entered then gray this line in the grid
 3. If PERSTAT = 7, then gray out HH_MEM
(NOTE: Deleted persons (perstat = 7) do not get 'officially' deleted until post-processing. Since the reference month is 3 months ago and we don't know when the person left, we leave them on the roster in case purchases were made buy/for him before he left.)
 4. If PERSTAT = 8, then gray this line in the grid.
(NOTE: Questions will NOT be asked about the deceased CU member in the current interview or any future interviews.)

Instrument SAS Name: PERSTAT

Destination Data Set: HHMEMB

FNAME

Field

TUNIT1.BPERSON.FNAME

Description: First Name (not sent to BLS - Title 13 data)

Form Pane Label: First Name

SAS Name:

Tag Name: FNAME

Inherited Universe:

Universe: (MEMBSTAT <> 1 or (MEMBSTAT = 1 and perstat = 9))and
MEMBSTAT <> 5 and MEMBSTAT <> 3 and PERSTAT <> 8 and
PERSTAT <> 99

Universe Description: (Membership status is not deleted or (membership status is deleted, but person has been reinstated)) and membership status is not non-cu member and not deceased and person status is not deceased or mistake

Question Text: ^Fname

✦ Enter 999 if no more persons.

Fills: Fname

Instructions: IF Row Number = 1 then fill "What are the names of all persons living or staying here? Start with the name of the person, or one of the persons, who owns or rents this home."

ELSE fill "What is the name of the next person living or staying here?"

Type: String

Length: 16

Don't Know
 Refuse
 Empty

On Input
 On Output

Array:

Special Instructions: 1. Assign line numbers starting with 01 for the first person using the variable MEMBNO

2. IF entry of 999 then delete any data on this line and

below of the grid.

3. IF entry = 99 or 9999 then set FNAME = 999

Skip Instructions: 16 characters: Goto LNAME

99: Goto CK_FNAME99

999: IF ROW = 1 then goto ERR_FNAME
ELSEIF MEMBNO < Nrosize + 1 then goto CK_FNAME
ELSE exit block and goto CHECKS

Instrument SAS Name: FNAME

Destination Data Set: HHMEMB

CK_FNAME

Check

TUNIT1.BPERSON.CK_FNAME

Description: 999 only on blank line

Inherited Universe:

Universe: FNAME = 999 and (MEMBNO < NROSIZE + 1)

Universe Description: Enter 999 in FNAME over an previously entered person

Text: * You can only enter 999 on a blank line - not over an existing person.
If you need to delete this person, enter a 7 or 99 in the STAT column.
Press SUPPRESS to restore ^Shadow_Fname into First Name

Check Instructions:

Type: Hard

Skip Instructions: Go back to FNAME

Fills: Shadow_Fname

Instructions: Fill the value that was in FNAME before the 999 was entered

Check

ERR_FNAME
TUNIT1.BPERSON.ERR_FNAME

Description: 999 on first line

Inherited Universe:

Universe: MEMBNO = 1 AND FNAME = 999

Universe Description: 999 is entered in first line number.

Text: ♦ 999 cannot be entered as first FNAME.
A name **MUST** be entered before you can continue.

Check Instructions:

Type: Hard

Skip Instructions: Go back to FNAME

CK_FNAME99

Check

TUNIT1.BPERSON.CK_FNAME99

Description: 99 instead of 999 entered to exit table

Inherited Universe:

Universe: FNAME = 99

Universe Description: 99 instead of 999 entered

Text: ♦ [Please enter "999" to exit this table.](#)

Check Instructions:

Type: Hard

Skip Instructions: Go back to FNAME

Field

LNAME
TUNIT1.BPERSON.LNAME

Description: Last Name (not sent to BLS - Title 13 data)

Form Pane Label: Last Name

SAS Name:

Tag Name: LNAME

Inherited Universe:

Universe: (MEMBSTAT <> 1 or (MEMBSTAT = 1 and perstat = 9))and
MEMBSTAT <> 5 and MEMBSTAT <> 3 and PERSTAT <> 8 and
PERSTAT <> 99 and FNAME <> 999 and FNAME <> EMPTY

Universe Description:

Question Text: * [Enter Last Name](#)

Type: String

Length: 16

- Don't Know
- Refuse
- Empty

- On Input
- On Output

Store Instructions: Set NAME = FNAME <space> LNAME

Array:

Skip Instructions: Goto CU_CODE

Instrument SAS Name: LNAME

Destination Data Set: HHMEMB

CU_CODE

Field

TUNIT1.BPERSON.CU_CODE

Description: Relationship

Form Pane Label: Rel

SAS Name:

Tag Name: CU_CODE

Inherited Universe:

Universe: (MEMBSTAT <> 1 or (MEMBSTAT = 1 and perstat = 9))and
MEMBSTAT <> 5 and MEMBSTAT <> 3 and PERSTAT <> 8 and
PERSTAT <> 99 and FNAME <> 999 and FNAME <> EMPTY

Universe Description:

Question Text: * Ask if not apparent

What is ^YourNames relationship to ^Cucode_Fill?

- * If this is the Reference Person, enter 1
(The Reference person is one of the persons who owns or rents this home.)

Fills: YourNames

Instructions: If RESPLINE = MEMBNO then fill "your" Else fill ^Name's

Fills: Name

Instructions: Fill: Name

Fills: Cucode_Fill

Instructions: IF MEMBNO is the reference person (REFPER) then fill "you"
ELSEIF no reference person has been select yet, fill "the owner/renter"
ELSE fill the name of the reference person (REF_NAME)).

Type: Enumerated

Length: 2

Answer List: TRelationship

Value:	Mnemonic:	Description:
1	RefPerson	Reference person
2	Spouse	Spouse (Husband/Wife)
3	Child	Child or adopted child

4	Grandchild	Grandchild
5	In_Law	In-Law
6	Siblings	Brother or Sister
7	Parents	Mother or Father
8	Relatives	Other related person (Aunt, Uncle, etc.)
9	NotRelated	Unrelated Person (Lodger, Lodger's spouse, foster child, etc)
10	Unmarried	Unmarried Partner

- Don't Know
- Refuse
- Empty

- On Input
- On Output

Store Instructions: 1. IF NEWUNIT <> S or R_in.REPLACE = 1 then
set HH_CODE = CU_CODE
ELSE if NEWUNIT = S then store 9 in HH_CODE

2. IF entry of 1 then set:
REFPER = MEMBNO
REF_NAME = NAME(Refper)

3. If CU_CODE = 1 then set refpercent = refpercent + 1

4. If cu_code = 2 then set SPOUSE = MEMBNO

5. If CU_CODE = 1-8 or 10 then set SpokenFor(membno) = Yes

Array:

Skip Instructions: IF more than 1 reference person (CU_CODE = 1) has been
selected (refpercent > 1) then goto CK_CHECKS2

ELSEIF 2 or 10 entered and there is another household member with cu_code = 2 or
10 then goto Ck_Spouse

ELSEIF Prev_CUCODE = 1 AND CU_CODE = 2-10,DK or RF then
goto CK_NewRefper

ELSE goto SEX

Instrument SAS Name: CU_CODE

Destination Data Set: HHMEMB

CK_NewRefper

Check

TUNIT1.BPERSON.CK_NewRefper

Description: Changing Reference person

Inherited Universe:

Universe: Prev_CUCODE = 1 AND (CU_CODE = 2-10,DK or RF)

Universe Description: Reference person has changed.

Text: ♦ Does ^Name still own or rent this home?
(Reference person does not have to be the same as the respondent.)

If YES, press Enter and reselect 1 for relationship
if NO, press S and re-ask relationship

Check Instructions: If SUPPRESS then set CU_CODE = EMPTY for all persons
and set Prev_CUCODE = EMPTY for this person

Type: Soft

Fills: Name

Instructions: Fill: Name

Check

CK_CHECKS2
TUNIT1.BPERSON.CK_CHECKS2

Description: only 1 ref person per cu

Inherited Universe:

Universe: Refpercent > 1

Universe Description: more than 1 reference person selected

Text: ♦ More than 1 reference person has been selected.
There can only be 1 reference person.
Please verify and correct.

Check Instructions: List CU_CODE for row 1 as the jumping point

Type: Hard

Skip Instructions: Go back to CU_CODE

CK_Spouse

Check

TUNIT1.BPERSON.CK_Spouse

Description: More than 1 spouse or unmarried partner selected

Inherited Universe:

Universe: (CU_CODE = 2 or 10) AND (there is at least 1 other active person with (CU_CODE = 2 or 10) and (PERSTAT not 7, 8 or 99))

Universe Description: More than 1 spouse or unmarried partner

Text: * [Reference person cannot have multiple spouses or unmarried partners. Please verify and correct.](#)

Check Instructions:

Type: Hard

Skip Instructions: Go back to CU_CODE

Field

SEX
TUNIT1.BPERSON.SEX

Description: Sex

Form Pane Label: Sex

SAS Name:

Tag Name: SEX

Inherited Universe:

Universe: (MEMBSTAT <> 1 or (MEMBSTAT = 1 and perstat = 9))and
MEMBSTAT <> 5 and MEMBSTAT <> 3 and PERSTAT <> 8 and
PERSTAT <> 99 and FNAME <> 999 and FNAME <> EMPTY

Universe Description:

Question Text: * [Ask if not apparent](#)

Is ^Name male or female?

Fills: Name

Instructions: Fill: Name

Type: Enumerated

Length: 1

Answer List: TGender

Value:	Mnemonic:	Description:
1	Male	Male
2	Female	Female

- Don't Know
- Refuse
- Empty

- On Input
- On Output

Array:

Skip Instructions: 1,2: IF cu_code = 2 and SEX = sex[refper] then goto CK_SEX1
ELSE goto AWAY_COL

DK,RF: Goto AWAY_COL

Instrument SAS Name: SEX

Destination Data Set: HHMEMB

Check

CK_SEX1
TUNIT1.BPERSON.CK_SEX1

Description: Reference person and spouse have the same sex

Inherited Universe:

Universe: CU_CODE = 2 AND (SEX = SEX[refper]) AND RefPer <> EMPTY
AND (SEX = 1 or 2)

Universe Description: Reference person and spouse have the same sex

Text: ♦ [Is one of the following SEX entries incorrect?](#)

[Please Verify](#)

Check Instructions:

Type: Soft

Skip Instructions: Suppressed: Goto CK_SEX2

All others, go back to SEX or CU_CODE as appropriate

CK_SEX2

Check

TUNIT1.BPERSON.CK_SEX2

Description: Verify reference person's spouse

Inherited Universe:

Universe: CK_SEX1 = suppressed

Universe Description: Sex entries for reference person and spouse are correct

Text: * You said that ^NAME is ^REFNAME's spouse?

Is that correct?

Check Instructions:

Type: Soft

Skip Instructions: Suppress: Goto AWAY_COL

All others, go back to CU_CODE or SEX

Fills: Name

Instructions: Fill: Name

Fills: REFNAME

Instructions: ^NAME[REFPER]

Field

AWAY_COL
TUNIT1.BPERSON.AWAY_COL

Description: Living away at college

Form Pane Label: Away

SAS Name:

Tag Name: AWAY_COL

Inherited Universe:

Universe: (MEMBSTAT <> 1 or (MEMBSTAT = 1 and PERSTAT = 9))and
MEMBSTAT <> 5 and MEMBSTAT <> 3 and PERSTAT <> 8 and
PERSTAT <> 99 and FNAME <> 999 and FNAME <> EMPTY

Universe Description:

Question Text: * Ask if not apparent

Is ^Name living away at college?

Fills: Name

Instructions: Fill: Name

Type: Enumerated

Length: 1

Answer List: TYesNo

Value:	Mnemonic:	Description:
1	Yes	Yes
2	No	No

- Don't Know
- Refuse
- Empty

- On Input
- On Output

Array:

Special Instructions: IF entry of 1 then pre-fill HH_MEM with 2 and KEEP

Skip Instructions: 1: IF CU_CODE = 1 then goto CK_AWAYCOL
ELSE goto HH_MEM

2,DK,RF,EMPTY: Goto HH_MEM

Instrument SAS Name: AWAY_COL

Destination Data Set: HHMEMB

Check

CK_AWAYCOL
TUNIT1.BPERSON.CK_AWAYCOL

Description: Ref must be a HH memb

Inherited Universe:

Universe: AWAY_COL = 1 AND CU_CODE = 1

Universe Description: Reference person is away at college

Text: * Students who are living at school at the time of interview are considered to be household members of their school residence.

If the sample address is the school residence and the person is living here, then change away at college to no.

Otherwise this person cannot be the reference person, change relationship.

Check Instructions: List AWAY_COL, CU_CODE, and INTROB as jumping points

Type: Hard

Skip Instructions: Go back to AWAY_COL, CU_CODE, or INTROB as appropriate

HH_MEM

Field

TUNIT1.BPERSON.HH_MEM

Description: Household member - usually live here

Form Pane Label: Member

SAS Name:

Tag Name: HH_MEM

Inherited Universe:

Universe: (MEMBSTAT <> 1 or (MEMBSTAT = 1 and PERSTAT = 9))and
MEMBSTAT <> 5 and MEMBSTAT <> 3 and PERSTAT <> 8 and
PERSTAT <> 99 and FNAME <> 999 and FNAME <> EMPTY AND (AWAY_COL <>
1)

Universe Description:

Question Text: Does ^Name usually live here?

• Probe if usual place of residence is elsewhere.

Fills: Name

Instructions: Fill: Name

Type: Enumerated

Length: 1

Answer List: TYesNo

Value:	Mnemonic:	Description:
1	Yes	Yes
2	No	No

Don't Know
 Refuse
 Empty

On Input
 On Output

Array:

Skip Instructions: 1,DK,RF,EMPTY: Goto Set_Flags

```
2:  IF CU_CODE = 1 then goto CK_HHMEM  
    ELSE goto Set_Flags
```

Instrument SAS Name: HH_MEM

Destination Data Set: HHMEMB

CK_HHMEM

Check

TUNIT1.BPERSON.CK_HHMEM

Description: Ref must be HH mem

Inherited Universe:

Universe: HH_MEM = 2 AND CU_CODE = 1

Universe Description: Reference person is not a household member

Text: ♦ Reference person **MUST** be a household member

If all members URE, make case a Type B non-interview

Check Instructions: List HH_MEM, CU_CODE, and INTROB as jumping points

Type: Hard

Skip Instructions: Go back to HH_MEM, CU_CODE, or INTROB as appropriate

Field

Set_Flags
TUNIT1.BPERSON.Set_Flags

Description:

Form Pane Label:

SAS Name:

Tag Name:

Inherited Universe:

Universe: FNAME <> 999 and FNAME <> EMPTY

Universe Description:

Question Text:

Type: Classification

Length: 0

Don't Know

Refuse

Empty

On Input

On Output

Store Instructions: 1. Set FlgElible

```
IF FNAME <> EMPTY and FNAME <> 999 Then
  IF MEMBSTAT = 5 or MEMBSTAT = 3 or PERSTAT = 8 then
    Set FlgElible = No
  ELSEIF Perstat = 9 or Perstat = EMPTY and
    (membstat = empty, 2 or 1) then
    IF HH_MEM = 1 then set FlgElible = Yes
    ELSE set FlgElible = No
  ENDIF
ELSEIF (perstat = 7, 8 or 99) or membstat = 1 then
  set FlgElible = No
ENDIF
```

2. Set FlgActive

```
IF FNAME <> EMPTY and FNAME <> 999 Then
  IF MEMBSTAT = 5 or MEMBSTAT = 3 or PERSTAT = 8 then
    Set FlgActive = No
  ELSE
    IF (perstat = 9 and membstat = 1) or ((perstat = 9
```

```
or empty) and (membstat = empty or 2)) then
IF HH_MEM = 1 then
  Set FlgActive = Yes
ELSE set FlgActive = no
ENDIF
ELSEIF perstat = 7 and membstat <> 1 then
  set FlgActive = Yes
ELSEIF Perstat <> 9 and Membstat = 1 then
  Set FlgActive = No
ELSEIF Perstat = 7 and membstat = 1 or perstat = 99
  then Set FlgActive = No
ELSE Set FlgActive = No
ENDIF
```

Array:

Skip Instructions: Go to next row in the table

Field

Prev_CUCODE
TUNIT1.BPERSON.Prev_CUCODE

Description: Previous Relationship

Form Pane Label:

SAS Name:

Tag Name:

Inherited Universe:

Universe:

Universe Description:

Question Text: ** Not Displayed **

Type: Enumerated

Length: 2

Answer List: TRelationship

Value:	Mnemonic:	Description:
1	RefPerson	Reference person
2	Spouse	Spouse (Husband/Wife)
3	Child	Child or adopted child
4	Grandchild	Grandchild
5	In_Law	In-Law
6	Siblings	Brother or Sister
7	Parents	Mother or Father
8	Relatives	Other related person (Aunt, Uncle, etc.)
9	NotRelated	Unrelated Person (Lodger, Lodger's spouse, foster child, etc)
10	Unmarried	Unmarried Partner

- Don't Know
- Refuse
- Empty

- On Input
- On Output

Array:

Instrument SAS Name: Prev_CUCODE

MEMBNO

Field

TUNIT1.BPERSON.MEMBNO

Description: person Line number

Form Pane Label:

SAS Name:

Tag Name:

Inherited Universe:

Universe:

Universe Description:

Question Text:

Type: Integer

Length: 2

Min: 1

Max: 30

- Don't Know
- Refuse
- Empty

- On Input
- On Output

Array:

Instrument SAS Name: MEMBNO

Destination Data Set: HHMEMB

Field

CHECKS
TUNIT1.CHECKS

Description:

Form Pane Label: Check Item

SAS Name:

Tag Name:

Inherited Universe:

Universe: 1st roster grid is complete

Universe Description:

Question Text: ** Non Displayed **

Type: Classification

Length: 0

Don't Know

Refuse

Empty

On Input

On Output

Store Instructions: Reset MLIVE and NEWLIV to 2 so that Blaise does not continually loop back to Tunit1

If MLIVE = 1, then set MLIVE = 2

If NEWLIV = 1, then set NEWLIV = 2

Array:

Skip Instructions: IF RefPerCnt = EMPT then goto CK_CHECKS1

IF any CU_CODE = EMPTY then goto CK_CUCODE

IF any SEX = EMPTY then goto CK_SEX

IF any AWAY_COL = EMPTY then goto CK_AWAYCOL

IF any HH_MEM = EMPTY then goto CK_HHMEM

IF No person on the roster has FlgElib = Yes then goto ANY_HHMEM

ELSE goto HHRESP

CK_CHECKS1
TUNIT1.CK_CHECKS1

Check

Description: No ref person has been selected

Inherited Universe:

Universe: RefPerCnt = EMPTY

Universe Description: No reference person has been selected

Text: ♦ No reference person has been selected.

A reference person **MUST** be selected before you can continue.

Check Instructions: List CU_CODE for row 1 and FNname = 999 as the jumping point

Type: Hard

Skip Instructions: Go back to CU_CODE or FNAME as appropriate

Check

CK_CUCODE
TUNIT1.CK_CUCODE

Description: Relationship is blank for someone

Inherited Universe:

Universe: (CU_CODE = EMPTY) AND ((membstat <> 1 and membstat <> 5 and membstat <> 3 and perstat <> 8 and perstat <> 99) or perstat = 9)

Universe Description: CU_CODE is blank for active person

Text: ♦ [Relationship needed for ^Name.](#)

Check Instructions:

Type: Hard

Skip Instructions: Go back to CU_CODE for the appropriate person

Fills: Name

Instructions: **Fill: Name**

CK_SEX
TUNIT1.CK_SEX

Check

Description: Sex is blank for someone

Inherited Universe:

Universe: (SEX = EMPTY) AND ((membstat <> 1 and membstat <> 5 and membstat <> 3 and perstat <> 8 and perstat <> 99) or perstat = 9)

Universe Description: Sex is blank for active person

Text: ♦ [Gender needed for ^Name.](#)

Check Instructions:

Type: Hard

Skip Instructions: Go back to SEX for the appropriate person

Fills: Name

Instructions: **Fill: Name**

Check

CK_AWAYCOL
TUNIT1.CK_AWAYCOL

Description: Away at college is blank for someone

Inherited Universe:

Universe: (AWAY_COL = EMPTY) AND ((membstat <> 1 and membstat <> 5 and membstat <> 3 and perstat <> 9 and perstat <> 99) or perstat = 9)

Universe Description: AWAY_COL is blank for active person

Text: ♦ [Away at College needed for ^Name.](#)

Check Instructions:

Type: Hard

Skip Instructions: Go back to AWAY_COL for the appropriate person

Fills: Name

Instructions: **Fill: Name**

CK_HHMEM
TUNIT1.CK_HHMEM

Check

Description: Household membership status is blank for someone

Inherited Universe:

Universe: (HH_MEM = EMPTY) AND ((membstat <> 1 and membstat <> 5 and membstat <> 3 and perstat <> 8 and perstat <> 99) or perstat = 9)

Universe Description: HH_MEM is blank for active person

Text: ♦ [Household Membership status needed for ^Name.](#)

Check Instructions:

Type: Hard

Skip Instructions: Go back to HH_MEM for the appropriate person

Fills: Name

Instructions: **Fill: Name**

Field

ANY_HHMEM
ANY_HHMEM

Description: No household members on the roster

Form Pane Label: Any HH Members

SAS Name:

Tag Name: ANY_HHMEM

Inherited Universe:

Universe: No person on the roster has FlgElib = Yes

Universe Description: No household members on the roster

Question Text: ♦ There are NO household members for this case.
Does anyone use this as their usual residence?

If no one uses this as their usual residence, press HOME to return to the START screen and make this a noninterview - Type B.

Type: Enumerated

Length: 1

Answer List: TANY_HHMEM

Value:	Mnemonic:	Description:
1	Yes	Yes, this is the usual residence for at least one person

- Don't Know
- Refuse
- Empty

- On Input
- On Output

Array:

Skip Instructions: 1: Got back to TUNIT1

Instrument SAS Name: ANY_HHMEM

BFOLLOWUP1

BFOLLOWUP1

Block

Description: Block for HHRESP - NEWLIV

Tab Name:

Fly Over Name:

Universe Type: If

Inherited Universe:

Universe: (FNAME = 999 OR TUnit grid is full)

Universe Description:

Array:

Block Instructions: Once Tunit1 table is complete, reset the previous relationship variable:

IF any BControlcard.Tunit1.BPerson.FNAME = 999 AND 1st grid,

TUnit1, is complete THEN:

Set BControlcard.Tunit1.BPerson.Prev_CUCODE =

BControlcard.Tunit1.BPerson.CU_CODE for all persons

Field

HHRESP
BFOLLOWUP1.HHRESP

Description: who is respondent

Form Pane Label: Respondent

SAS Name:

Tag Name: HHRESP

Inherited Universe:

Universe: FNAME = 999 AND 1st grid, TUnit1, is complete

Universe Description:

Question Text: * [Ask if necessary](#)

With whom am I speaking?

* [Enter line number](#)

Type: Enumerated

Length: 2

Answer List: THHRESP

Value:	Mnemonic:	Description:
1	no1	NameOnly[1]
2	no2	NameOnly[2]
3	no3	NameOnly[3]
4	no4	NameOnly[4]
5	no5	NameOnly[5]
6	no6	NameOnly[6]
7	no7	NameOnly[7]
8	no8	NameOnly[8]
9	no9	NameOnly[9]
10	no10	NameOnly[10]
11	no11	NameOnly[11]
12	no12	NameOnly[12]
13	no13	NameOnly[13]
14	no14	NameOnly[14]
15	no15	NameOnly[15]

16	no16	NameOnly[16]
17	no17	NameOnly[17]
18	no18	NameOnly[18]
19	no19	NameOnly[19]
20	no20	NameOnly[20]
21	no21	NameOnly[21]
22	no22	NameOnly[22]
23	no23	NameOnly[23]
24	no24	NameOnly[24]
25	no25	NameOnly[25]
26	no26	NameOnly[26]
27	no27	NameOnly[27]
28	no28	NameOnly[28]
29	no29	NameOnly[29]
30	no30	NameOnly[30]
95	n95	Proxy Respondent

- Don't Know
- Refuse
- Empty

- On Input
- On Output

Store Instructions: 1. IF entry of 1-30, then store HHRESP in RESPLINE and NAME (RESPLINE) in RESPNAME.

2. If entry of 95 then store 95 in RESPLINE and "PROXY RESPONDENT" in RESPNAME

Array:

Special Instructions: Display Line number and Name of all "eligible" persons in the answer list pane (Same as "active" except PERSTAT can not = 7 or 8 for eligible persons)

Skip Instructions: IF HHRESP gt NROSIZE then goto CK_HHRESP

ELSEIF (MEMBSTAT[HHRESP] = 1 and PERSTAT[HHRESP] ne 9) OR (MEMBSTAT[HHRESP] = 5) OR (PERSTAT[HHRESP] = 7, 8 or 99) OR (HH_MEM[HHRESP] = 2 or blank) then goto CK_HHRESP2

ELSEIF ((INTNMBR = 1 or NEWCU = 1) and NEWUNIT ne S) OR

REPLACE = 1 AND NROSIZE less than 30 then goto MLIVE

ELSEIF ((INTNMBR = 1 or NEWCU = 1) and NEWUNIT ne S) OR
REPLACE = 1 AND NROSIZE eq 30 then exit block and goto
BSUBFAMILY, BSFMAKEUP or TUNIT2 as appropriate

ELSE goto NEWLIV

Instrument SAS Name: HHRESP

Destination Data Set: HHRESP

CK_HHRESP
BFOLLOWUP1.CK_HHRESP

Check

Description: must be valid line number (BLAISE default error)

Inherited Universe:

Universe: HHRESP gt NROSIZE AND HHRESP <> 95

Universe Description: Respondent line number is greater than total number of persons

Text: * [Input invalid.](#)

[Value not in range](#)

Check Instructions:

Type: Hard

Skip Instructions: Go back to HHRESP

Check

CK_HHRESP2
BFOLLOWUP1.CK_HHRESP2

Description: Respondent is not household member

Inherited Universe:

Universe: (HH_MEM[HHRESP] = 2 or blank) OR
(MEMBSTAT[HHRESP] = 1 and PERSTAT[HHRESP] <> 9) OR
(MEMBSTAT[HHRESP] = 5) OR
(PERSTAT[HHRESP] = 7, 8 or 99)

Universe Description: Respondent is not a household member

Text: ♦ [Person is not a household member.](#)

Check Instructions:

Type: Hard

Skip Instructions: Go back to HHRESP

MLIVE

Field

BFOLLOWUP1.MLIVE

Description: Anyone new?

Form Pane Label: Anyone New?

SAS Name:

Tag Name: MLIVE

Inherited Universe:

Universe: ((INTNMBR = 1 or NEWCU = 1) and NEWUNIT <> S) or REPLACE = 1

Universe Description:

Question Text: So I have listed ^PerNum ^peoplePerson living or staying here now.

^PERSTATFILL

Is there anyone else living or staying here now - any babies, small children, non-relatives or anyone else?

◆ [Please verify that the information on this screen is correct.](#)

Fills: PerNum

Instructions: Calculate the number of all "active" persons and fill that number

Fills: peoplePerson

Instructions: IF NUMHOUSE = 1 then fill "person"
ELSE fill "people"

Fills: PERSTATFILL

Instructions: Fill the first 30 characters of the name of all "active" persons.
Fill the names in 3 columns with 10 names in each column..

Ex: NameOnly[1] NameOnly[11] NameOnly[21]
NameOnly[2] NameOnly[12] NameOnly[22]

Active person: (Membstat <> Deleted or (Membstat = deleted and perstat = reinstated)) and Recstatm <> 3 and

membstat <> skip and Perstat <> Mistake and perstat <> deceased and membstat <> deceased and

hh_mem <> No and Fname <> empty and Fname <> 999 and
(percunum = cuindex or percunum = r_in.cunumber or percunum = empty)

Type: Enumerated
Length: 1

Answer List: TYesNo

Value:	Mnemonic:	Description:
1	Yes	Yes
2	No	No

- Don't Know
- Refuse
- Empty

- On Input
- On Output

Array:

Skip Instructions: 1: Go back to where FNAME = 999

2,DK,RF: Exit block and goto BSUBFAMILY, BSFMAKEUP or
TUNIT2 as appropriate

Instrument SAS Name: MLIVE

Destination Data Set: HHRESP

NEWLIV

Field

BFOLLOWUP1.NEWLIV

Description: Anyone new?

Form Pane Label: Anyone new?

SAS Name:

Tag Name: NEWLIV

Inherited Universe:

Universe: (INTNMBR = 2-4) AND
((NEWCU <> 1) or (NEWCU = 1 and NEWUNIT = S))

Universe Description:

Question Text: Is anyone else living or staying here, including newborn babies?

[^PERSTATFILL](#)

Fills: PERSTATFILL

Instructions: Fill the first 30 characters of the name of all "active" persons.
Fill the names in 3 columns with 10 names in each column..

Ex: NameOnly[1] NameOnly[11] NameOnly[21]
NameOnly[2] NameOnly[12] NameOnly[22]

Active person: (Membstat <> Deleted or (Membstat = deleted and perstat = reinstated)) and Recstatm <> 3 and
membstat <> skip and Perstat <> Mistake and perstat <>
deceased and membstat <> deceased and
hh_mem <> No and Fname <> empty and Fname <> 999 and
(percunum = cuindex or percunum = r_in.cunumber or percunum
= empty)

Type: Enumerated

Length: 1

Answer List: TNewLiv

Value:	Mnemonic:	Description:
1	Yes	Yes, add new person
2	No	No

- Don't Know
- Refuse
- Empty

- On Input
- On Output

Array:

Skip Instructions: 1: Go back to where FNAME = 999

2: Exit block and goto BSUBFAMILY, BSFMAKEUP or
TUNIT2 as appropriate

Instrument SAS Name: NEWLIV

Destination Data Set: HHRESP

BSUBFAMILY

BSUBFAMILY

Block

Description:

Tab Name:
Fly Over Name:
Universe Type: If

Inherited Universe:

Universe: There is at least 1 persons with (MEMBSTAT <> 1 or (MEMBSTAT = 1 and PERSTAT = 9)) AND MEMBSTAT <> 5 and MEMBSTAT <> 3 AND HH_MEM <> 2 AND PERSTAT <> 99

Universe Description:

Array:

- Block Instructions:**
1. If there are no non-rels in the household who are cu/household members, then store line numbers in SUBFAM2(1,X)
 2. If there are no non-rels in the household who are cu/household members goto SET_CUNUMBER
 3. If there are more than 1 non-rel who are CU/household members in the household (CU_CODE = 9) then goto SUBFAM1
 4. all others goto SET_SUBFAMS

Field

SUBFAM1
BSUBFAMILY.SUBFAM1

Description: are you related to anyone in household?

Form Pane Label: Subfamily

SAS Name:

Tag Name: SUBFAM1

Inherited Universe:

Universe: SpokenFor <> Yes AND MEMBSTAT <> 5 AND MEMBSTAT <> 3 AND
(At least 1 other person with SSpokenFor <> Yes)

Universe Description: More than 1 non-rel in household AND there are Non-rels that have not already been assigned to a subfamily

Question Text: Earlier you said that ^SubFamName was not related to ^REFNAME.
Is ^SubFamName related to anyone else in this household?

Fills: SubFamName

Instructions: Fill name of the person not related to the reference person.
(Unit1.person[Sindex].Name)

Fills: REFNAME

Instructions: ^NAME[REFPER]

Fills: Name

Instructions: Fill: Name

Type: Enumerated

Length: 1

Answer List: TYesNo

Value:	Mnemonic:	Description:
1	Yes	Yes
2	No	No

- Don't Know
- Refuse
- Empty

- On Input
- On Output

Array:

Special Instructions: NOTE: Changed to an output variable January 2020

Skip Instructions: 1: Goto SUBFAM2

2: IF no more non-rels then goto SET_SUBFAMS
ELSE goto SUBFAM1 for next unassigned non-rel

Instrument SAS Name: SUBFAM1

Destination Data Set: SUBFAM

Field

SUBFAM2
BSUBFAMILY.SUBFAM2

Description: anyone else related to?

Form Pane Label: Who related to

SAS Name:

Tag Name: SUBFAM2

Inherited Universe:

Universe: SUBFAM1 = 1

Universe Description: Yes, person is related to someone else in the household

Question Text: Who is ^SubFamName related to?

✦ **PROBE:** Anyone else?

Enter line number(s), separate with commas

Fills: SubFamName

Instructions: Fill name of the person not related to the reference person.
(Unit1.person[**Sindex**].Name)

Type: Set

Max Number of Values: 30

Length: 2

Answer List: TNAME30

Value:	Mnemonic:	Description:
1	n01	^NAME[1]
2	n02	^NAME[2]
3	n03	^NAME[3]
4	n04	^NAME[4]
5	n05	^NAME[5]
6	n06	^NAME[6]
7	n07	^NAME[7]
8	n08	^NAME[8]
9	n09	^NAME[9]
10	n10	^NAME[10]
11	n11	^NAME[11]

12	n12	^NAME[12]
13	n13	^NAME[13]
14	n14	^NAME[14]
15	n15	^NAME[15]
16	n16	^NAME[16]
17	n17	^NAME[17]
18	n18	^NAME[18]
19	n19	^NAME[19]
20	n20	^NAME[20]
21	n21	^NAME[21]
22	n22	^NAME[22]
23	n23	^NAME[23]
24	n24	^NAME[24]
25	n25	^NAME[25]
26	n26	^NAME[26]
27	n27	^NAME[27]
28	n28	^NAME[28]
29	n29	^NAME[29]
30	n30	^NAME[30]

- Don't Know
- Refuse
- Empty

- On Input
- On Output

Array:

Special Instructions: NOTE: Changed to an output variable January 2020

Skip Instructions: IF SUBFAM2 gt NROSIZE then goto CK_SUBFAM2

ELSEIF no more non-rels then goto SET_SUBFAMS

ELSE goto SUBFAM, for next unassigned non-rel

Instrument SAS Name: SUBFAM2

Destination Data Set: SUBFAM

Check

CK_SUBFAM2
BSUBFAMILY.CK_SUBFAM2

Description: must be valid line number (BLAISE default error)

Inherited Universe:

Universe: SUBFAM2 gt NROSIZE or NamOnly[SubFam2] = EMPTY

Universe Description: line number is greater than total # of persons
or line number is not valid

Text: * [Input invalid.](#)

[Value not in range](#)

Check Instructions:

Type: Hard

Skip Instructions: Go back to SUBFAM2

SET_SUBFAMS

Field

BSUBFAMILY.SET_SUBFAMS

Description: Set up a subfamilys

Form Pane Label:

SAS Name:

Tag Name:

Inherited Universe:

Universe:

Universe Description:

Question Text:

Type: Classification

Length: 0

- Don't Know
- Refuse
- Empty

- On Input
- On Output

Array:

Special Instructions: Note: Set up a subfamily array. The first position in the array will contain the reference person and those related to him.

Repeat questions SHELTX-SUPRT1 for each subfamily

Skip Instructions: Goto BFSMAKEUP Block - SHELTX

Block

BSFMAKEUP
BSFMAKEUP

Description:

Tab Name:
Fly Over Name:
Universe Type: If

Inherited Universe:

Universe: More than 1 "family" {LastFamindex > 1}

Universe Description:

Array:

Block Instructions: Ask questions for each family including the reference persons family

SHELTX

Field

BSFMAKEUP.SHELTX

Description: Pay for own shelter

Form Pane Label: Pay for housing

SAS Name: SHELTX

Tag Name: SHELTX

Inherited Universe:

Universe:

Universe Description:

Question Text: ^disp_sheltx

^DoDoes_SubFam (READ NAMES) pay for all ^hishertheir_SubFam housing expenses with ^hishertheir_SubFam own money?

^SUBFAMFILL

Fills: DoDoes_SubFam

Instructions: IF # of persons in this subfamily > 1 then fill "Does"
ELSE fill "Do"

Fills: hishertheir_SubFam

Instructions: IF there is only 1 person in the subfamily then:
If sex of that person is 1 then fill "his"
else fill "her"
ELSE fill "their"

Fills: disp_sheltx

Instructions: IF SHELTX = EMPTY then fill: "Begin financial responsibility questions to determine CU's"

Fills: SUBFAMFILL

Instructions: List the names of persons in this subfamily

Type: Enumerated

Length: 1

Answer List: TYesNo

Value:	Mnemonic:	Description:
1	Yes	Yes
2	No	No

- Don't Know
- Refuse
- Empty

- On Input
- On Output

Array:

Skip Instructions: Goto FOODX

Instrument SAS Name: SHELTX

Destination Data Set: CCNOUSE

FOODX

Field

BSFMAKEUP.FOODX

Description: Pay for own food

Form Pane Label: Pay for food

SAS Name: FOODX

Tag Name: FOODX

Inherited Universe:

Universe: SHELTX = 1, 2, DK or RF

Universe Description:

Question Text: ^DoDoes_SubFam (READ NAMES) pay for all ^hishertheir_SubFam food expenses with ^hishertheir_SubFam own money?

^SUBFAMFILL

Fills: DoDoes_SubFam

Instructions: IF # of persons in this subfamily > 1 then fill "Does"
ELSE fill "Do"

Fills: hishertheir_SubFam

Instructions: IF there is only 1 person in the subfamily then:
If sex of that person is 1 then fill "his"
else fill "her"
ELSE fill "their"

Fills: SUBFAMFILL

Instructions: List the names of persons in this subfamily

Type: Enumerated

Length: 1

Answer List: TYesNo

Value:	Mnemonic:	Description:
1	Yes	Yes
2	No	No

Don't Know
 Refuse
 Empty

On Input
 On Output

Array:

Skip Instructions: 1: IF SHELTX = 1 and there are no more subfams then goto
UPDATE_SUBFAM
ELSEIF SHELTX = 1 then goto SHELTX for next subfam
ELSE goto OTHERX

2,DK,RF: Goto OTHERX

Instrument SAS Name: FOODX

Destination Data Set: CCNOUSE

OTHERX
BSFMAKEUP.OTHERX

Field

Description: Pay for own other expenses

Form Pane Label: Pay for other

SAS Name: OTHERX

Tag Name: OTHERX

Inherited Universe:

Universe: (SHELTX = 1 and FOODX = 2, DK or RF) OR
(SHELTX = 2, DK or RF and FOODX = 1, 2, DK or RF)

Universe Description:

Question Text: ^DoDoes_SubFam (READ NAMES) pay for all ^hishertheir_SubFam other living expenses such as clothing, transportation, etc., with ^hishertheir_SubFam own money?

^SUBFAMFILL

Fills: SUBFAMFILL

Instructions: List the names of persons in this subfamily

Fills: DoDoes_SubFam

Instructions: IF # of persons in this subfamily > 1 then fill "Does"
ELSE fill "Do"

Fills: hishertheir_SubFam

Instructions: IF there is only 1 person in the subfamily then:
If sex of that person is 1 then fill "his"
else fill "her"
ELSE fill "their"

Type: Enumerated

Length: 1

Answer List: TYesNo

Value:	Mnemonic:	Description:
1	Yes	Yes

2	No	No
---	----	----

- Don't Know
- Refuse
- Empty

- On Input
- On Output

Array:

Skip Instructions: 1: IF SHELTX = 1 OR FOODX = 1 AND there are no more subfamiles then goto UPDATE_SUBFAM
ELSEIF SHELTX = 1 OR FOODX = 1 then goto SHELTX for next subfamily
ELSE goto SUPSRC

2,DK,RF: Goto SUPSRC

Instrument SAS Name: OTHERX

Destination Data Set: CCNOUSE

SUPSRC

Field

BSFMAKEUP.SUPSRC

Description: Does someone else pay for food, shelter, etc.

Form Pane Label: Money from others

SAS Name: SUPSRC

Tag Name: SUPSRC

Inherited Universe:

Universe: (OTHERX = 2, DK or RF) OR (OTHERX = 1 and
((SHELTX = 2, DK or RF) or (FOODX = 2, DK or RF)))

Universe Description:

Question Text: Does all or part of the money to pay for
([READ NAMES](#)) ^Supdesc come from someone
in this household?

^SUBFAMFILL

Fills: Supdesc

Instructions: IF SHELTX = 2, DK or RF then fill 'housing'
ELSEIF FOODX = 2, DK or RF then fill 'food'
ELSEIF OTHERX = 2, DK or RF then fill 'other living expenses'
ELSEIF (SHELTX = 2, DK or RF) AND (FOODX = 2, DK or RF) then fill 'housing
and food'
ELSEIF (SHELTX = 2, DK or RF) AND (OTHERX = 2, DK or RF) then fill 'housing
and other living expenses'
ELSEIF (FOODX = 2, DK or RF) AND (OTHERX = 2, DK or RF) then fill 'food and
other living expenses'
ELSEIF (SHELTX = 2, DK or RF) AND (FOODX = 2, DK or RF) AND (OTHERX = 2,
DK or RF) then fill 'housing, food
and other living expenses'

Fills: SUBFAMFILL

Instructions: List the names of persons in this subfamily

Type: Enumerated

Length: 1

Answer List: TYesNo

Value:	Mnemonic:	Description:
--------	-----------	--------------

1	Yes	Yes
2	No	No

- Don't Know
- Refuse
- Empty

- On Input
- On Output

Array:

Skip Instructions: 1: Goto SUPRT1

2,DK,RF: IF no more subfamilies then goto UPDATE_SUBFAM
ELSE goto SHELTX for next subfamily

Instrument SAS Name: SUPSRC

Destination Data Set: CCNOUSE

SUPRT1

Field

BSFMAKEUP.SUPRT1

Description: who pays?

Form Pane Label: Who pays

SAS Name: SUPRT1

Tag Name: SUPRT1

Inherited Universe:

Universe: SUPRC = 1

Universe Description:

Question Text: Who is that person(s)?

✦ Enter line number(s), separate with commas

Type: Set

Max Number of Values: 30

Length: 2

Answer List: TNAME30

Value:	Mnemonic:	Description:
1	n01	^NAME[1]
2	n02	^NAME[2]
3	n03	^NAME[3]
4	n04	^NAME[4]
5	n05	^NAME[5]
6	n06	^NAME[6]
7	n07	^NAME[7]
8	n08	^NAME[8]
9	n09	^NAME[9]
10	n10	^NAME[10]
11	n11	^NAME[11]
12	n12	^NAME[12]
13	n13	^NAME[13]
14	n14	^NAME[14]
15	n15	^NAME[15]
16	n16	^NAME[16]

17	n17	^NAME[17]
18	n18	^NAME[18]
19	n19	^NAME[19]
20	n20	^NAME[20]
21	n21	^NAME[21]
22	n22	^NAME[22]
23	n23	^NAME[23]
24	n24	^NAME[24]
25	n25	^NAME[25]
26	n26	^NAME[26]
27	n27	^NAME[27]
28	n28	^NAME[28]
29	n29	^NAME[29]
30	n30	^NAME[30]

- Don't Know
- Refuse
- Empty

- On Input
- On Output

Store Instructions: Store the subfamily number of the first line number selected in SUPRT_SB

Array:

Special Instructions: Display line number and name of all "active" persons,
not in this particular subfamily

Skip Instructions: IF SUPRT1 gt NROSIZE then goto CK_SUPRT1

ELSEIF no more subfamilies then goto UPDATE_SUBFAM

ELSE goto SHELTX for next subfamily

Instrument SAS Name: SUPRT1

Destination Data Set: CCNOUSE

CK_SUPRT1

Check

BSFMAKEUP.CK_SUPRT1

Description: Line number selected is gt total HH size

Inherited Universe:

Universe: SUPRT1 gt NROSIZE

Universe Description: Person line number is greater than total # of persons

Text: * [Input invalid.](#)

[Value not in range](#)

Check Instructions:

Type: Hard

Skip Instructions: Go back to SUPRT1

Field

UPDATE_SUBFAM
BSFMAKEUP.UPDATE_SUBFAM

Description:

Form Pane Label:

SAS Name:

Tag Name:

Inherited Universe:

Universe:

Universe Description:

Question Text:

Type: Classification

Length: 0

- Don't Know
- Refuse
- Empty

- On Input
- On Output

Store Instructions: Store the total number of CU's in TOTALCU

Array:

Special Instructions: 1. Update/Create a NEW subfamily variable. Update it based on SHELTX-SUPRT1 (Do not update the original subfamily variable otherwise when you back up it will not be correct).

2. Assign a CU# to each person (PERCUNUM)
If (FOODX = 1 and OTHERX = 1) OR
(SHELTX = 1 and FOODX = 1) OR
(SHELTX = 1 and OTHERX = 1) then set all persons
in this subfamily to the same CU #

If SUPRT1[1] <> EMPTY, DK or RF then assign all persons
in this subfamily to the same CU # as the person
selected in SUPRT

Skip Instructions: IF more than 1 CU then exit block and goto CONSUMER_UNITS
ELSE goto CU_INTRO

Field

CONSUMER_UNITS
CONSUMER_UNITS

Description: show CU's

Form Pane Label: Show CU's

SAS Name:

Tag Name: CONSUMER_UNITS

Inherited Universe:

Universe: TOTAL_CU > 1

Universe Description: If more than 1 CU

Question Text: ♦ HOUSEHOLD MEMBERS BROKEN INTO APPROPRIATE CU'S

(List CU#, Line number, and name)

Type: Enumerated

Length: 1

Answer List: TContinue

Value:	Mnemonic:	Description:
1	Continue	Enter 1 to Continue

- Don't Know
- Refuse
- Empty

- On Input
- On Output

Array:

Skip Instructions: Goto CU_INTRO

Instrument SAS Name: CONSUMER_UNITS

CU_INTRO

CU_INTRO

Field

Description: Intro

Form Pane Label: CU Intro

SAS Name:

Tag Name: CU_INTRO

Inherited Universe:

Universe: (CONSUMER_UNITS = 1) OR (Only 1 CU)

Universe Description: ALL

Question Text: During this interview, I will use the word household to refer to the group of related persons who are independent of all other persons living at this address for payment of their major expenses.

• A "household" is considered one Consumer Unit

The ^persons I'm including in your household ^Areis_CU (READ NAME(S))

^CU_MEMBERS

Fills: persons

Instructions: IF NUMHOUSE = 1 then fill "person"
ELSE fill "persons"

Fills: Areis_CU

Instructions: IF NUMHOUSE = 1 then fill "is"
ELSE fill "are"

Fills: CU_MEMBERS

Instructions: List the names of persons in this CU

Type: Enumerated

Length: 1

Answer List: TContinue

Value:	Mnemonic:	Description:
1	Continue	Enter 1 to Continue

- Don't Know
- Refuse
- Empty

- On Input
- On Output

Store Instructions: Assign a RECSTATM for each person on the roster

If CU_INTRO = 1 then:

```
IF ((Membstat = 1-Deleted) and (Perstat <> 9-reinstated))  
or (HH_MEM = 2-No) or (Perstat = 99-Mistake) or  
(percunum <> CuIndex){non-cu member} THEN  
  Recstatm := 3  
ELSE  
  Recstatm := 1  
ENDIF  
endif
```

Array:

Skip Instructions: Goto TUNIT2 block

Instrument SAS Name: CU_INTRO

Destination Data Set: ROSTER_UPDT

TUNIT2

TUNIT2

Block

Description:

Tab Name:
Fly Over Name:
Universe Type: lf

Inherited Universe:

Universe:

Universe Description:

Array:

- Block Instructions:**
1. Max # of grid lines: 30
 2. For the next table/grid, gray the rows for persons not in this CU and for persons with HH_MEM = 2, PERSTAT = 8 or 99, or MEMBSTAT = 1, 3 or 5

Block

BPERSON
TUNIT2.BPERSON

Description:

Tab Name:
Fly Over Name:
Universe Type: While

Inherited Universe:

Universe: percunum = Cuindex (cu member) AND (HH_MEM = 1, D or R) AND (FNAME <> 999) AND (MEMBSTAT <> 1 and <> 5) AND (PERSTAT <> 8 and <> 99)

Universe Description:

Array:

Block Instructions:

NAME

Field

TUNIT2.BPERSON.NAME

Description: Full Name - SHOW ONLY**Form Pane Label:** Name**SAS Name:****Tag Name:****Inherited Universe:****Universe:****Universe Description:****Question Text:** ** SHOW ONLY ****Type:** String**Length:** 33

- Don't Know
- Refuse
- Empty

- On Input
- On Output

Store Instructions: Set NAME = FNAME <space> LNAME**Array:** **Instrument SAS Name:** NAME

Field

CU_CODE
TUNIT2.BPERSON.CU_CODE

Description: Relationship - SHOW ONLY

Form Pane Label: Rel

SAS Name: CU_CODE

Tag Name:

Inherited Universe:

Universe:

Universe Description:

Question Text: ** SHOW ONLY **

Type: Enumerated

Length: 2

Answer List: TRelationship

Value:	Mnemonic:	Description:
1	RefPerson	Reference person
2	Spouse	Spouse (Husband/Wife)
3	Child	Child or adopted child
4	Grandchild	Grandchild
5	In_Law	In-Law
6	Siblings	Brother or Sister
7	Parents	Mother or Father
8	Relatives	Other related person (Aunt, Uncle, etc.)
9	NotRelated	Unrelated Person (Lodger, Lodger's spouse, foster child, etc)
10	Unmarried	Unmarried Partner

- Don't Know
- Refuse
- Empty

- On Input
- On Output

Store Instructions: Set CU_CODE = TUNIT1.BPERSON.CU_CODE

Array:

Instrument SAS Name: CU_CODE

Destination Data Set: MEMB

Field

SEX
TUNIT2.BPERSON.SEX

Description: Sex - SHOW ONLY

Form Pane Label: Sex

SAS Name: SEX

Tag Name:

Inherited Universe:

Universe:

Universe Description:

Question Text: ** SHOW ONLY **

Type: Enumerated

Length: 1

Answer List: TGender

Value:	Mnemonic:	Description:
1	Male	Male
2	Female	Female

- Don't Know
- Refuse
- Empty

- On Input
- On Output

Store Instructions: Set SEX = TUNIT1.BPERSON.SEX

Array:

Instrument SAS Name: SEX

Destination Data Set: MEMB

AGE1

Field

TUNIT2.BPERSON.AGE1

Description: Age

Form Pane Label: Age

SAS Name:

Tag Name: AGE

Inherited Universe:

Universe:

Universe Description:

Question Text: As of today, how old ^Arels ^YouName?

Fills: Arels

Instructions: IF RESPLINE = MEMBNO then fill "are"
ELSE fill "is"

Fills: YouName

Instructions: If RESPLINE = MEMBNO then fill "you" Else fill ^Name

Fills: Name

Instructions: Fill: Name

Type: Integer

Length: 3

Min: 0

Max: 200

- Don't Know
- Refuse
- Empty

- On Input
- On Output

Store Instructions: 1. Store AGE1 in AGE

- 2. If AGE1 = 0-15 then set AGERNG to 1
- If AGE1 = 16 then set AGERNG = 2
- If AGE1 = 17-24 then set AGERNG = 3
- If AGE1 = 25-49 then set AGERNG = 4

If AGE1 = 50-64 then set AGERNG = 5
If AGE1 = 65-74 then set AGERNG = 6
If AGE1 = 75+ then set AGERNG = 7
If AGE1 = RF or DK then set AGERNG = 9

Array:

Skip Instructions: DK,RF: Goto AGE2

0-109: IF CU_CODE = 1 AND AGE lt 16 then goto CK_AGE
ELSEIF CU_CODE = 1 AND (AGE = 16 or 17) AND
(there is at least 1 household member with AGE
greater than 17) then goto CK_AgeRefPer
ELSEIF RESPLINE = MEMBNO AND AGE lt 16 then
goto CK_AGE
ELSEIF AGE = 13 then goto AGESPEC
ELSE goto HORIZIN

110-200: Goto CK_AGE1

Instrument SAS Name: AGE1

Destination Data Set: MEMB

CK_AGE

Check

TUNIT2.BPERSON.CK_AGE

Description: reference person and respondent must be 16+

Inherited Universe:

Universe: (AGE <> DK and <> RF and <> EMPTY) AND AGE lt 16 AND
(CU_CODE = 1 or RESPLINE = MEMBNO)

Universe Description: The respondent or the reference person is less than 16 years of age

Text: * ^RESP_REFPER MUST be 16 years of age or older

If all members under 16, make case a Type B non-interview

Check Instructions: List AGE1, CU_CODE, HHRESP, row 1 and INTROB as jumping points

Type: Hard

Skip Instructions: Go back to AGE

Fills: RESP_REFPER

Instructions: IF CU_CODE = 1 then fill "Reference person"
ELSE fill "Respondent"

Check

CK_AgeRefPer
TUNIT2.BPERSON.CK_AgeRefPer

Description: Reference person is 16/17 and there is a household member 18+ on the roster

Inherited Universe:

Universe: (AGE = 16 or 17) AND CU_CODE = 1 AND
(there is at least 1 household member with AGE greater than 17)

Universe Description: The reference person is 16/17 years of age and there is a household member 18+ on the roster

Text: ♦ The reference person you have selected is 16 or 17 years of age.
There are other persons on the roster who are 18 years of age or old.
Please verify that ^REFNAME is one of the persons who owns or rents this house.
(Reference person and respondent do not have to be the same person.)

If correct reference person, enter "S" to suppress
Otherwise, back up to CU_CODE and reenter ALL relationships

Check Instructions: List AGE1 and CU_CODE

Type: Soft

Skip Instructions: IF Suppressed then goto HORIGIN
ELSE go back to AGE1

Fills: REFNAME

Instructions: ^NAME[REFPER]

CK_AGE1

Check

TUNIT2.BPERSON.CK_AGE1

Description: Age is over 109

Inherited Universe:

Universe: AGE1 gt 109

Universe Description: Age is over 109

Text: * You have entered ^AGE1 for this person's age.

[Please verify](#)

Check Instructions:

Type: Soft

Skip Instructions: Suppress: Goto HORIGIN

All others, go back to AGE1

Fills: AGE1

Instructions: Fill entry in AGE1.

Field

AGESPEC
TUNIT2.BPERSON.AGESPEC

Description: Age range

Form Pane Label: Age Range

SAS Name:

Tag Name: AGESPEC

Inherited Universe:

Universe: AGE1 = 13

Universe Description:

Question Text: Some questions are only asked for household members of a certain age.

In what month and year will ^YouName be 14 years old?

✦ Enter month and year when household member will turn 14

Fills: YouName

Instructions: If RESPLINE = MEMBNO then fill "you" Else fill ^Name

Fills: Name

Instructions: Fill: Name

Type: String

Length: 6

Don't Know

Refuse

Empty

On Input

On Output

Store Instructions: Store calculated age in AGE

Array:

Special Instructions: IF AGESPEC ne DK and ne RF, then calculate age based on the MMYYYY. Use 01 as the birth day to calculate age.

Skip Instructions: IF before current month and year then goto VERIFY_AGE

```
ELSEIF AGESPEC[3:6] after current year + 1 then  
  goto CK_AGESPEC
```

```
ELSE goto HORIGIN
```

Instrument SAS Name: AGESPEC

Destination Data Set: MEMB

Check

CK_AGESPEC
TUNIT2.BPERSON.CK_AGESPEC

Description: invalid entry in AGESPEC

Inherited Universe:

Universe: (AGESPEC[3:6] after current year + 1) AND
(AGESPEC <> DK and <> RF)

Universe Description:

Text: * Invalid entry

* Birth year must be current year or current year + 1

Check Instructions:

Type: Hard

Skip Instructions: Go back to AGESPEC

VERIFY_AGE

Check

TUNIT2.BPERSON.VERIFY_AGE

Description: Birth month and year is in the past

Inherited Universe:

Universe:

Universe Description: (AGESPEC before current month & year) AND
(AGESPEC ne DK and ne RF)

Text: ♦ Birth month and year is in the past.

♦ Please verify

Check Instructions:

Type: Soft

Skip Instructions: Suppress: Goto HORIGIN

All others, go back to AGESPEC

Field

AGE2
TUNIT2.BPERSON.AGE2

Description: Age under 16

Form Pane Label: < 16

SAS Name: AGE2

Tag Name: AGE2

Inherited Universe:

Universe: AGE = DK or RF

Universe Description:

Question Text: [* Ask if necessary](#)

^Arels_C ^YouHeShe under 16?

Fills: Arels_C

Instructions: IF RESPLINE = MEMBNO then fill "Are"
ELSE fill "Is"

Fills: YouHeShe

Instructions: IF RESPLINE = MEMBNO then fill "you"
ELSEIF SEX[MEMBNO] = 2 then fill "she"
ELSE fill "he"

Type: Enumerated

Length: 1

Answer List: TYesNo

Value:	Mnemonic:	Description:
1	Yes	Yes
2	No	No

Don't Know

Refuse

Empty

On Input

On Output

Store Instructions: IF Age2 = 1 THEN set Agerng = 1
ELSEIF Age2 = 2 THEN Agerng = 8
ELSEIF (Age2 = DK) OR (Age2 = RF) THEN set Agerng = 9

Array:

Skip Instructions: 1: IF RESPLINE = MEMBNO then goto CK_AGE2
ELSEIF CU_CODE = 1 then goto CK_AGE2
ELSE goto HORIGIN

2,DK,RF: Goto HORIGIN

Instrument SAS Name: AGE2

Destination Data Set: MEMB

Check

CK_AGE2
TUNIT2.BPERSON.CK_AGE2

Description: respondent must be 16+

Inherited Universe:

Universe: AGE2 = 1 AND (CU_CODE = 1 or RESPLINE = MEMBNO)

Universe Description:

Text: ♦ Reference person **MUST** be 16 years of age or older.

If all members under 16, make case a Type B, non-interview

Check Instructions: List AGE1, CU_CODE for row 1, HHRESP for row 1, and INTROB

Type: Hard

Skip Instructions: Go back to AGE2

HORIGIN

Field

TUNIT2.BPERSON.HORIGIN

Description: Hispanic, Latino, or Spanish

Form Pane Label: Orig

SAS Name: HORIGIN

Tag Name: HORIGIN

Inherited Universe:

Universe:

Universe Description: All

Question Text:  5

^Arels_C ^YouName Hispanic, Latino, or Spanish?

Fills: Arels_C

Instructions: IF RESPLINE = MEMBNO then fill "Are"
ELSE fill "Is"

Fills: YouName

Instructions: If RESPLINE = MEMBNO then fill "you" Else fill ^Name

Fills: Name

Instructions: Fill: Name

Type: Enumerated

Length: 1

Answer List: TYesNo

Value:	Mnemonic:	Description:
1	Yes	Yes
2	No	No

- Don't Know
- Refuse
- Empty

On Input

On Output

Array:

Skip Instructions: 1: Goto HISPANIC

2,DK,RF: Goto MULTRACE

Instrument SAS Name: HORIGIN

Destination Data Set: MEMB

HISPANIC

Field

TUNIT2.BPERSON.HISPANIC

Description: Are you Mexican, Mexican/American . . . ?

Form Pane Label: Hisp

SAS Name: HISPANIC

Tag Name: HISPANIC

Inherited Universe:

Universe: HORIGIN = 1

Universe Description: Yes, person is Hispanic, Latino, or Spanish

Question Text:  5

^Arels_C ^YouName -

* Examples of "other" include - Argentinean, Colombian, Dominican, Nicaraguan, Salvadoran, Spaniard

Fills: Arels_C

Instructions: IF RESPLINE = MEMBNO then fill "Are"
ELSE fill "Is"

Fills: YouName

Instructions: If RESPLINE = MEMBNO then fill "you" Else fill ^Name

Fills: Name

Instructions: Fill: Name

Type: Enumerated

Length: 1

Answer List: THisp

Value:	Mnemonic:	Description:
1	Mexican	Mexican?
2	MexicanA	Mexican-American?
3	Chicano	Chicano?
4	PuertoR	Puerto Rican?

5	Cuban	Cuban?
6	Other	Other (Specify)

- Don't Know
- Refuse
- Empty

- On Input
- On Output

Array:

Special Instructions: Answer list options 1-5 should be in bold black

Skip Instructions: 1-5,DK,RF: Goto MULTRACE

6: Goto HISPOTH

Instrument SAS Name: HISPANIC

Destination Data Set: MEMB

HISPOTH

Field

TUNIT2.BPERSON.HISPOTH

Description: Hispanic specify

Form Pane Label: Hisp oth

SAS Name: HISPOTH

Tag Name: HISPOTH

Inherited Universe:

Universe: HISPANIC = 6

Universe Description:

Question Text: * Specify:

Type: String

Length: 30

Don't Know

Refuse

Empty

On Input

On Output

Array:

Skip Instructions: Goto MULTRACE

Instrument SAS Name: HISPOTH

Destination Data Set: MEMB

Field

MULTRACE
TUNIT2.BPERSON.MULTRACE

Description: Race that you consider yourself

Form Pane Label: Race

SAS Name:

Tag Name: MULTRACE

Inherited Universe:

Universe:

Universe Description:

Question Text:  5

What is ^YourNames race?

- Probe if necessary
- Enter all that apply, separate with commas
- Examples of "Other Pacific Islander" include - Fijian, Tongan

Fills: YourNames

Instructions: If RESPLINE = MEMBNO then fill "your" Else fill ^Name's

Fills: Name

Instructions: Fill: Name

Type: Set

Max Number of Values: 10

Length: 2

Answer List: TRace

Value:	Mnemonic:	Description:
1	White	White
2	Black	Black or African American
3	Indian_Native	American Indian or Alaska native
4	Asian	Asian
5	Hawaiian	Native Hawaiian

6	Guamanian	Guamanian or Chamorro
7	Samoan	Samoan
8	Pacific	Other Pacific Islander
9	Other	Other Specify
10	DKnow	Don't Know

- Don't Know
- Refuse
- Empty

- On Input
- On Output

Store Instructions: IF a 1 is selected, then store 1 in RC_WHITE
IF a 2 is selected, then store 2 in RC_BLACK
IF a 3 is selected, then store 3 in RC_NATAM
IF a 4 is selected, then store 4 in RC_ASIAN
IF a 5 is selected, then store 6 in RC_HAWAI
IF a 6 is selected, then store 7 in RC_GUAM
IF a 7 is selected, then store 8 in RC_SAMOA
IF an 8 is selected, then store 5 in RC_PACIL
IF a 9 is selected, then store 9 in RC_OTHER
IF a 10 is selected, then store 10 in RC_DK
IF MULTRACE = RF then store 98 in all the above variables

Array:

Skip Instructions: 1-3,5,8,10,RF: IF AGE ge 14 OR AGERNG = 8 or 9 then
goto MARITAL
ELSE goto Next Person

4: Goto ASIAN

9: Goto RACESP

Instrument SAS Name: MULTRACE

Destination Data Set: MEMB

Field

ASIAN
TUNIT2.BPERSON.ASIAN

Description: Asian Nationality

Form Pane Label: Asian

SAS Name: ASIAN

Tag Name: ASIAN

Inherited Universe:

Universe: 4 selected in MULTRACE

Universe Description: Asian was selected in race

Question Text:  5

^Arels_C ^YouName -

• Examples of "other" include - Hmong, Laotian, Thai, Pakistani, Cambodian

Fills: Arels_C

Instructions: IF RESPLINE = MEMBNO then fill "Are"
ELSE fill "Is"

Fills: YouName

Instructions: If RESPLINE = MEMBNO then fill "you" Else fill ^Name

Fills: Name

Instructions: Fill: Name

Type: Enumerated

Length: 1

Answer List: TASIAN

Value:	Mnemonic:	Description:
1	Chinese	Chinese?
2	Filipino	Filipino?
3	Japanese	Japanese?
4	Korean	Korean?
5	Vietnamese	Vietnamese?
6	Asian Indian	Asian Indian?

7	Other	Other (Specify)
---	-------	-----------------

- Don't Know
- Refuse
- Empty

- On Input
- On Output

Array:

Special Instructions: Answer list options 1-6 should be in bold black.

Skip Instructions: 1-6,DK,RF: IF AGE ge 14 OR (AGERNG = 8 or 9) then
goto MARITAL
ELSE goto Next Person

7: Goto ASIANOTH

Instrument SAS Name: ASIAN

Destination Data Set: MEMB

Field

ASIANOTH
TUNIT2.BPERSON.ASIANOTH

Description: Asian specify

Form Pane Label: Asian oth

SAS Name: ASIANOTH

Tag Name: ASIANOTH

Inherited Universe:

Universe: ASIAN = 7

Universe Description:

Question Text: * Specify:

Type: String

Length: 30

Don't Know

Refuse

Empty

On Input

On Output

Array:

Skip Instructions: IF AGE ge 14 OR (AGERNG = 8 or 9) then goto MARITAL
ELSE goto Next Person

Instrument SAS Name: ASIANOTH

Destination Data Set: MEMB

RACESP

Field

TUNIT2.BPERSON.RACESP

Description: Race - specify

Form Pane Label: Race oth

SAS Name: RACESP

Tag Name: RACESP

Inherited Universe:

Universe: 9 selected in MULTRACE

Universe Description: Other selected for Race

Question Text: * Specify other race

Type: String

Length: 30

- Don't Know
- Refuse
- Empty

- On Input
- On Output

Array:

Skip Instructions: IF AGE ge 14 OR (AGERNG = 8 or 9) then goto MARITAL
ELSE goto Next Person

Instrument SAS Name: RACESP

Destination Data Set: MEMB

Field

MARITAL
TUNIT2.BPERSON.MARITAL

Description: Marital status

Form Pane Label: Mar

SAS Name: MARITAL

Tag Name: MARITAL

Inherited Universe:

Universe: (AGE ge 14 OR (AGERNG > 1)) AND ((CU_CODE = 1 and there is no household member with CU_CODE = 2) or (CU_CODE = 3-10))

Universe Description:

Question Text: ♦ Ask if not apparent

^Arels_C ^YouName -

Fills: Arels_C

Instructions: IF RESPLINE = MEMBNO then fill "Are"
ELSE fill "Is"

Fills: YouName

Instructions: If RESPLINE = MEMBNO then fill "you" Else fill ^Name

Fills: Name

Instructions: Fill: Name

Type: Enumerated

Length: 1

Answer List: TMARITAL

Value:	Mnemonic:	Description:
1	Married	Married?
2	Widowed	Widowed?
3	Divorced	Divorced?
4	Separated	Separated?
5	Never Married	Never married?

Don't Know
 Refuse
 Empty

On Input
 On Output

Array:

Special Instructions: 1. IF CU_CODE = 2, pre-fill MARITAL with 1 AND SHOW MARITAL
IF CU_CODE = 1 and there is a member with CU_CODE = 2,
pre-fill MARITAL = 1 AND SHOW MARITAL
IF AGE lt 14 OR AGE2 = 1, pre-fill MARITAL = 5 AND SHOW MARITAL

2. Answer list options should be in bold black

Skip Instructions: Goto EDUCA

Instrument SAS Name: MARITAL

Destination Data Set: MEMB

Field

EDUCA
TUNIT2.BPERSON.EDUCA

Description: Education level

Form Pane Label: Edu

SAS Name: EDUCA

Tag Name: EDUCA

Inherited Universe:

Universe: AGE ge 14 OR (AGERNG > 1)

Universe Description:

Question Text:  6

What is the highest level of school ^NamehasYou completed or the highest degree ^NamehasYou received?

Fills: NamehasYou

Instructions: IF RESPLINE = MEMBNO, fill "you have"
ELSE fill " ^NAME has"

Fills: Name

Instructions: Fill: Name

Type: Enumerated

Length: 2

Answer List: TEDUCA

Value:	Mnemonic:	Description:
1	Never	No schooling completed, or less than 1 year
2	GradeSchool	Nursery, kindergarten, and elementary (grades 1-8)
3	HighSchool	High school (grades 9-12, no degree)
4	HSGrad	High school graduate - high school diploma or the equivalent (GED)
5	SomeColl	Some college but no degree
6	Associates	Associate's degree in college
7	Bachelors	Bachelor's degree (BA, AB, BS, etc.)
8	Masters	Master's, professional, or doctorate degree (MA, MS, MBA, MD, JD, PhD, etc.)

Don't Know
 Refuse
 Empty

On Input
 On Output

Array:

Skip Instructions: 1-3,DK,RF: IF AGE ge 17 or (AGERNG = 8 or 9) then
goto VETERAN
ELSE goto next member

4-8: Goto IN_COLL

Instrument SAS Name: EDUCA

Destination Data Set: MEMB

Field

IN_COLL
TUNIT2.BPERSON.IN_COLL

Description: Currently enrolled in college

Form Pane Label: Col

SAS Name: IN_COLL

Tag Name: IN_COLL

Inherited Universe:

Universe: EDUCA = 4 - 8

Universe Description:

Question Text: ^Arels_C ^YouName currently enrolled in a college or university either -

Fills: Arels_C

Instructions: IF RESPLINE = MEMBNO then fill "Are"
ELSE fill "Is"

Fills: YouName

Instructions: If RESPLINE = MEMBNO then fill "you" Else fill ^Name

Fills: Name

Instructions: Fill: Name

Type: Enumerated

Length: 1

Answer List: TCollege

Value:	Mnemonic:	Description:
1	FullTime	Full-time?
2	PartTime	Part-time?
3	No	Not at all?

Don't Know
 Refuse
 Empty

On Input
 On Output

Array:

Special Instructions: Answer list options should be in bold black

Skip Instructions: IF AGE ge 17 or (AGERNG = 8 or 9) then goto VETERAN

ELSE goto next member

Instrument SAS Name: IN_COLL

Destination Data Set: MEMB

Field

VETERAN
TUNIT2.BPERSON.VETERAN

Description: Ever Serve on Active Duty?

Form Pane Label: Act Duty

SAS Name: VETERAN

Tag Name: VETERAN

Inherited Universe:

Universe: AGE ge 17 OR (AGERNG = 8 or 9)

Universe Description: Age is greater than or equal to 17, Don't know or Refused

Help Screen: H_VETERAN

Question Text: ? [F1]

Did ^YouName ever serve on Active Duty in the U.S. Armed Forces?

Fills: YouName

Instructions: If RESPLINE = MEMBNO then fill "you" Else fill ^Name

Fills: Name

Instructions: Fill: Name

Type: Enumerated

Length: 1

Answer List: TYesNo

Value:	Mnemonic:	Description:
1	Yes	Yes
2	No	No

- Don't Know
- Refuse
- Empty

- On Input
- On Output

Array:

Skip Instructions: IF AGE = 17-65 or (AGERNG = 8 or 9) then goto ARM_FORC

ELSE goto the next person

Instrument SAS Name: VETERAN

Destination Data Set: MEMB

Field

ARM_FORC
TUNIT2.BPERSON.ARM_FORC

Description: Now in the armed forces?

Form Pane Label: AF

SAS Name: ARM_FORC

Tag Name: ARM_FORC

Inherited Universe:

Universe: (AGE = 17-65) OR (AGERNG = 8 or 9)

Universe Description:

Help Screen: H_ARMFORC

Question Text: 6 ? [F1]

^Arels_C ^YouName ^AF_nowstill in the Armed Forces?

Fills: YouName

Instructions: If RESPLINE = MEMBNO then fill "you" Else fill ^Name

Fills: Name

Instructions: Fill: Name

Fills: AF_nowstill

Instructions: IF VETERAN = 1 then fill "still"
ELSE fill "now"

Fills: Arels_C

Instructions: IF RESPLINE = MEMBNO then fill "Are"
ELSE fill "Is"

Type: Enumerated

Length: 1

Answer List: TYesNo

Value:	Mnemonic:	Description:
1	Yes	Yes
2	No	No

Don't Know
 Refuse
 Empty

On Input
 On Output

Array:

Skip Instructions: IF this is the last person then goto CHECKS2

ELSE goto the next person

Instrument SAS Name: ARM_FORC

Destination Data Set: MEMB

Field

CHECK2
TUNIT2.BPERSON.CHECK2

Description: check

Form Pane Label:

SAS Name:

Tag Name:

Inherited Universe:

Universe:

Universe Description:

Question Text: ** Non Displayed **

Type: Classification

Length: 0

- Don't Know
- Refuse
- Empty

- On Input
- On Output

Array:

Special Instructions: Check to make sure the grid has been complete for everyone

MEMBNO

Field

TUNIT2.BPERSON.MEMBNO

Description: person Line number

Form Pane Label:

SAS Name: MEMBNO

Tag Name:

Inherited Universe:

Universe:

Universe Description:

Question Text:

Type: Integer

Length: 2

Min: 1

Max: 30

- Don't Know
- Refuse
- Empty

- On Input
- On Output

Array:

Special Instructions: NOTE: See TUnit1.BPersons.FNAME for how to set this field

Instrument SAS Name: MEMBNO

Destination Data Set: MEMB

Field

HH_CODE
TUNIT2.BPERSON.HH_CODE

Description: Household relationship

Form Pane Label:

SAS Name: HH_CODE

Tag Name:

Inherited Universe:

Universe:

Universe Description:

Question Text:

Type: Integer

Length: 2

Min: 1

Max: 10

- Don't Know
- Refuse
- Empty

- On Input
- On Output

Array:

Special Instructions: NOTE: See TUnit1.BPersons.CU_CODE for how to set this field

Instrument SAS Name: HH_CODE

Destination Data Set: MEMB

AGE

Field

TUNIT2.BPERSON.AGE

Description: Age

Form Pane Label:

SAS Name: AGE

Tag Name:

Inherited Universe:

Universe:

Universe Description:

Question Text:

Type: Integer

Length: 3

Min: 0

Max: 200

Don't Know

Refuse

Empty

On Input

On Output

Array:

Special Instructions: NOTE: See TUnit1.BPersons.AGE1 and TUnit1.BPersons.AGESPEC for how to set this field.

Instrument SAS Name: AGE

Destination Data Set: MEMB

Field

AGERNG
TUNIT2.BPERSON.AGERNG

Description: Age Range

Form Pane Label:

SAS Name:

Tag Name:

Inherited Universe:

Universe:

Universe Description:

Question Text:

Type: Integer

Length: 2

Min: 0

Max: 9

- Don't Know
- Refuse
- Empty

- On Input
- On Output

Array:

Special Instructions: NOTE: See TUnit1.BPersons.AGE or TUnit1.BPersons.AGE2 for how to set this field.

Valid Values: 1 = 0-15

2 = 16

3 = 17-24

4 = 25-49

5 = 50-64

6 = 65-74

7 = 75+

8 = DK Age, but 16+

9 = DK or RF

Instrument SAS Name: AGERNG

MEMBSTAT

Field

TUNIT2.BPERSON.MEMBSTAT

Description: Member status: Blank = Active member, 1 = Deleted, 2 = reinstated , 3 = Deceased, 5 = Non CU member

Form Pane Label:

SAS Name: MEMBSTAT

Tag Name:

Inherited Universe:

Universe:

Universe Description:

Question Text:

Type: Enumerated

Length: 1

Answer List: TMemberStatus

Value:	Mnemonic:	Description:
1	Deleted	Delete person
2	Reinstate	Reinstate person
3	Deceased	Deceased
5	Skip	Skip persons

- Don't Know
- Refuse
- Empty

- On Input
- On Output

Array:

Special Instructions: NOTE: Membership status (Set in Post-processing)

Valid Values: Blank = Active member
1 = Deleted
2 = reinstated
3 = Deceased
5 = Non CU member (Skip)

Instrument SAS Name: MEMBSTAT

Destination Data Set: MEMB

PERCUNUM

Field

TUNIT2.BPERSON.PERCUNUM

Description: Persons CU number

Form Pane Label:

SAS Name:

Tag Name:

Inherited Universe:

Universe:

Universe Description:

Question Text:

Type: String

Length: 2

- Don't Know
- Refuse
- Empty

- On Input
- On Output

Array:

Special Instructions: NOTE: See BSFMakeUP.Update_subfam for how to set this field

Instrument SAS Name: PERCUNUM

Destination Data Set: MEMB

Field

RC_WHITE
TUNIT2.BPERSON.RC_WHITE

Description: Race - White

Form Pane Label:

SAS Name: RC_WHITE

Tag Name:

Inherited Universe:

Universe:

Universe Description:

Question Text:

Type: Integer

Length: 2

Min: 1

Max: 98

- Don't Know
- Refuse
- Empty

- On Input
- On Output

Array:

Special Instructions: NOTE: See MULTRACE for how to set this field

Valid Values: 1 = White was selected
98 = RF was entered in MULTRACE
Blank = White was not selected

Instrument SAS Name: RC_WHITE

Destination Data Set: MEMB

RC_BLACK

Field

TUNIT2.BPERSON.RC_BLACK

Description: Race - Black

Form Pane Label:

SAS Name: RC_BLACK

Tag Name:

Inherited Universe:

Universe:

Universe Description:

Question Text:

Type: Integer

Length: 2

Min: 2

Max: 98

- Don't Know
- Refuse
- Empty

- On Input
- On Output

Array:

Special Instructions: NOTE: See MULTTRACE for how to set this field

Valid Values: 2 = Black was selected

98 = RF was entered in MULTTRACE

Blank = Blank was not selected

Instrument SAS Name: RC_BLACK

Destination Data Set: MEMB

Field

RC_NATAM
TUNIT2.BPERSON.RC_NATAM

Description: Race - American Indian or Alaska Native

Form Pane Label:

SAS Name: RC_NATAM

Tag Name:

Inherited Universe:

Universe:

Universe Description:

Question Text:

Type: Integer

Length: 2

Min: 3

Max: 98

- Don't Know
- Refuse
- Empty

- On Input
- On Output

Array:

Special Instructions: NOTE: See MULTRACE for how to set this field

Valid Values: 3 = Native Amer/Alaska native

98 = RF was entered in MULTRACE

Blank = Native Amer/Alaska native was not selected

Instrument SAS Name: RC_NATAM

Destination Data Set: MEMB

RC_ASIAN

Field

TUNIT2.BPERSON.RC_ASIAN

Description: Race - Asian

Form Pane Label:

SAS Name: RC_ASIAN

Tag Name:

Inherited Universe:

Universe:

Universe Description:

Question Text:

Type: Integer

Length: 2

Min: 4

Max: 98

- Don't Know
- Refuse
- Empty

- On Input
- On Output

Array:

Special Instructions: NOTE: See MULTTRACE for how to set this field

Valid Values: 4 = Asian was selected

98 = RF was entered in MULTTRACE

Blank = Asian was not selected

Instrument SAS Name: RC_ASIAN

Destination Data Set: MEMB

Field

RC_HAWAI
TUNIT2.BPERSON.RC_HAWAI

Description: Race - Native Hawaiian

Form Pane Label:

SAS Name: RC_HAWAI

Tag Name:

Inherited Universe:

Universe:

Universe Description:

Question Text:

Type: Integer

Length: 2

Min: 6

Max: 98

- Don't Know
- Refuse
- Empty

- On Input
- On Output

Array:

Special Instructions: NOTE: See MULTRACE for how to set this field

Valid Values: 6 = Native Hawaiian was selected
98 = RF was entered in MULTRACE
Blank = Native Hawaiian was not selected

Instrument SAS Name: RC_HAWAI

Destination Data Set: MEMB

RC_GUAM

Field

TUNIT2.BPERSON.RC_GUAM

Description: Race - Guamanian or Chamorro

Form Pane Label:

SAS Name: RC_GUAM

Tag Name:

Inherited Universe:

Universe:

Universe Description:

Question Text:

Type: Integer

Length: 2

Min: 7

Max: 98

- Don't Know
- Refuse
- Empty

- On Input
- On Output

Array:

Special Instructions: NOTE: See MULTRACE for how to set this field

Valid Values: 7 = Guamanian/Chamorro was selected

98 = RF was entered in MULTRACE

Blank = Guamanian/Chamorro was not selected

Instrument SAS Name: RC_GUAM

Destination Data Set: MEMB

Field

RC_SAMOA
TUNIT2.BPERSON.RC_SAMOA

Description: Race - Samoan

Form Pane Label:

SAS Name: RC_SAMOA

Tag Name:

Inherited Universe:

Universe:

Universe Description:

Question Text:

Type: Integer

Length: 2

Min: 8

Max: 98

- Don't Know
- Refuse
- Empty

- On Input
- On Output

Array:

Special Instructions: NOTE: See MULTRACE for how to set this field

Valid Values: 8 = Samoan was selected
98 = RF was entered in MULTRACE
Blank = Samoan was not selected

Instrument SAS Name: RC_SAMOA

Destination Data Set: MEMB

RC_PACIL

Field

TUNIT2.BPERSON.RC_PACIL

Description: Race - Other Pacific Islander

Form Pane Label:

SAS Name: RC_PACIL

Tag Name:

Inherited Universe:

Universe:

Universe Description:

Question Text:

Type: Integer

Length: 2

Min: 5

Max: 98

- Don't Know
- Refuse
- Empty

- On Input
- On Output

Array:

Special Instructions: NOTE: See MULTRACE for how to set this field

Valid Values: 5 = Pacific Isl. was selected
98 = RF was entered in MULTRACE
Blank = Pacific Isl. was not selected

Instrument SAS Name: RC_PACIL

Destination Data Set: MEMB

Field

RC_OTHER
TUNIT2.BPERSON.RC_OTHER

Description: Race - Other

Form Pane Label:

SAS Name: RC_OTHER

Tag Name:

Inherited Universe:

Universe:

Universe Description:

Question Text:

Type: Integer

Length: 2

Min: 9

Max: 98

- Don't Know
- Refuse
- Empty

- On Input
- On Output

Array:

Special Instructions: NOTE: See MULTRACE for how to set this field

Valid Values: 9 = Other race was selected
98 = RF was entered in MULTRACE
Blank = Other race was not selected

Instrument SAS Name: RC_OTHER

Destination Data Set: MEMB

RC_DK

Field

TUNIT2.BPERSON.RC_DK

Description: RACE - Don't know

Form Pane Label:

SAS Name: RC_DK

Tag Name:

Inherited Universe:

Universe:

Universe Description:

Question Text:

Type: Integer

Length: 2

Min: 10

Max: 98

- Don't Know
- Refuse
- Empty

- On Input
- On Output

Array:

Special Instructions: NOTE: See MULTRACE for how to set this field

Valid Values: 10 = Don't know was selected
98 = RF was entered in MULTRACE
Blank = Don't know was not selected

Instrument SAS Name: RC_DK

Destination Data Set: MEMB

Field

RECSTATM
TUNIT2.BPERSON.RECSTATM

Description: Person Status 1 = active, 3 = inactive

Form Pane Label:

SAS Name: RECSTATM

Tag Name:

Inherited Universe:

Universe:

Universe Description:

Question Text:

Type: Integer

Length: 1

Min: 1

Max: 3

- Don't Know
- Refuse
- Empty

- On Input
- On Output

Array:

Special Instructions: NOTE: See UPDATE_SUBFAM for how to set this field

Valid Values: 1 = Active Record
3 = Inactive Record

Instrument SAS Name: RECSTATM

Destination Data Set: MEMB

PERSTAT

Field

TUNIT2.BPERSON.PERSTAT

Description: Temporary person status

Form Pane Label:

SAS Name: PERSTAT

Tag Name:

Inherited Universe:

Universe:

Universe Description:

Question Text:

Type: Enumerated

Length: 2

Answer List: TPersonStatus

Value:	Mnemonic:	Description:
7	Deleted	Delete person
8	Deceased	CU member deceased
9	Reinstated	Reinstate person
99	Mistake	Error - Person should not have been listed

- Don't Know
- Refuse
- Empty

- On Input
- On Output

Array:

Special Instructions: NOTE: Set this field equal to TUnit1.BPersons.PERSTAT

Instrument SAS Name: PERSTAT

Destination Data Set: MEMB

Field

FNAME
TUNIT2.BPERSON.FNAME

Description: First Name (not sent to BLS - Title 13 data)

Form Pane Label:

SAS Name:

Tag Name:

Inherited Universe:

Universe:

Universe Description:

Question Text:

Type: String

Length: 16

- Don't Know
- Refuse
- Empty

- On Input
- On Output

Array:

Special Instructions: NOTE: Set this field equal to TUnit1.BPersons.FNAME

Instrument SAS Name: FNAME

Destination Data Set: MEMB

LNAME

Field

TUNIT2.BPERSON.LNAME

Description: Last Name (not sent to BLS - Title 13 data)

Form Pane Label:

SAS Name:

Tag Name:

Inherited Universe:

Universe:

Universe Description:

Question Text:

Type: String

Length: 16

- Don't Know
- Refuse
- Empty

- On Input
- On Output

Array:

Special Instructions: NOTE: Set this field equal to TUnit1.BPersons.LNAME

Instrument SAS Name: LNAME

Destination Data Set: MEMB

Field

AWAY_COL
TUNIT2.BPERSON.AWAY_COL

Description: Living away at college

Form Pane Label:

SAS Name: AWAY_COL

Tag Name:

Inherited Universe:

Universe:

Universe Description:

Question Text:

Type: Enumerated

Length: 1

Answer List: TYesNo

Value:	Mnemonic:	Description:
1	Yes	Yes
2	No	No

- Don't Know
- Refuse
- Empty

- On Input
- On Output

Array:

Special Instructions: NOTE: Set this field equal to TUnit1.BPersons.AWAY_COL

Instrument SAS Name: AWAY_COL

Destination Data Set: MEMB

HH_MEM

Field

TUNIT2.BPERSON.HH_MEM

Description: Household member - usually live here

Form Pane Label:

SAS Name: HH_MEM

Tag Name:

Inherited Universe:

Universe:

Universe Description:

Question Text:

Type: Enumerated

Length: 1

Answer List: TYesNo

Value:	Mnemonic:	Description:
1	Yes	Yes
2	No	No

- Don't Know
- Refuse
- Empty

- On Input
- On Output

Array:

Special Instructions: NOTE: Set this field equal to TUnit1.BPersons.HH_MEM

Instrument SAS Name: HH_MEM

Destination Data Set: MEMB

Check

EMPTY_RACE
TUNIT2.EMPTY_RACE

Description: RACE was left blank

Inherited Universe:

Universe: Person[J].percunum = Cuindex AND (Person[J].HH_Mem <> No) AND
Person[J].MULTRACE = EMPTY

Universe Description: RACE is EMPTY for at least 1 person

Text: ♦ [Race needed for ^Name](#)

Check Instructions:

Type: Hard

Skip Instructions: Go back to MULTIRACE for the correct person

Fills: Name

Instructions: **Fill:** Name

EMPTY_HORIGIN

TUNIT2.EMPTY_HORIGIN

Check

Description: Origin was left blank

Inherited Universe:

Universe: Person[J].percunum = Cuindex AND (Person[J].HH_Mem <> No) AND
Person[J].HORIGIN = EMPTY

Universe Description: HORIGIN is EMPTY for at least one person

Text: * [Origin needed for ^Name](#)

Check Instructions:

Type: Hard

Skip Instructions: Go back to HORIGIN for the correct person

Fills: Name

Instructions: **Fill:** Name

Check

EMPTY_HISPANIC
TUNIT2.EMPTY_HISPANIC

Description: Hispanic nationality was left blank

Inherited Universe:

Universe: Person[J].percunum = Cuindex AND (Person[J].HH_Mem <> No) AND
Person[J].HORIGIN = Yes AND Person[J].Hispanic = EMPTY

Universe Description: HORIGIN is Yes and HISPANIC is EMPTY for at least 1 person

Text: * [Hispanic nationality needed for ^Name](#)

Check Instructions:

Type: Hard

Skip Instructions: Go back to HISPANIC for the correct person

Fills: Name

Instructions: **Fill: Name**

EMPTY_ASIAN
TUNIT2.EMPTY_ASIAN

Check

Description: Asian nationality was left blank

Inherited Universe:

Universe: Person[J].percunum = Cuindex AND (Person[J].HH_Mem <> No) AND [(Person[J].MULTRACE[1] = Asian) or (Person[J].MULTRACE[2] = Asian) or (Person[J].MULTRACE[3] = Asian) or (Person[J].MULTRACE[4] = Asian) or (Person[J].MULTRACE[5] = Asian) or (Person[J].MULTRACE[6] = Asian)] AND Person[J].Asian = EMPTY

Universe Description: Asian and selected in MULTRACE and ASIAN is EMPTY for at least one person

Text: ♦ [Asian Nationality needed for ^Name](#)

Check Instructions:

Type: Hard

Skip Instructions: Go back to ASIAN for the correct person

Fills: Name

Instructions: **Fill: Name**

Check

EMPTY_MARITAL
TUNIT2.EMPTY_MARITAL

Description: MARITAL was left blank

Inherited Universe:

Universe: Person[J].percunum = Cuindex AND (Person[J].HH_Mem <> No) AND
[(Person[J].Age >= 14) OR (Person[J].Agerng = 8) OR (Person[J].Agerng = 9)] AND
Person[J].Marital = EMPTY

Universe Description: Marital is EMPTY for at least 1 person aged 14+

Text: ♦ [Marital needed for ^Name](#)

Check Instructions:

Type: Hard

Skip Instructions: Go back to MARITAL for the correct person

Fills: Name

Instructions: **Fill:** Name

EMPTY_EDUCA
TUNIT2.EMPTY_EDUCA

Check

Description: Education was left blank

Inherited Universe:

Universe: Person[J].percunum = Cuindex AND (Person[J].HH_Mem <> No) AND [(Person[J].Age >= 14) or (Person[J].Agerng = 8)) or (Person[J].Agerng = 9)] AND Person[J].Educa = EMPTY

Universe Description: Education is EMPTY for at least one person aged 14+

Text: ♦ [Not a valid entry](#)

Check Instructions:

Type: Hard

Skip Instructions: Go back to EDUCA for the correct person

Check

EMPTY_VETERAN
TUNIT2.EMPTY_VETERAN

Description: Veterans status was left blank

Inherited Universe:

Universe: Person[J].percunum = Cuindex AND (Person[J].HH_Mem <> No) AND
[((Person[J].Age >= 17) or (Person[J].Agerng = 8) or (Person[J].Agerng = 9)] AND
Person[J].Veteran = EMPTY

Universe Description: Veterans status is EMPTY for at least 1 person aged 17+

Text: ♦ [Veterans status needed for ^Name](#)

Check Instructions:

Type: Hard

Skip Instructions: Go back to VETERAN for the correct person

Fills: Name

Instructions: **Fill:** Name

EMPTY_AF
TUNIT2.EMPTY_AF

Check

Description: Armed Forces status was left blank

Inherited Universe:

Universe: Person[J].percunum = Cuindex AND (Person[J].HH_Mem <> No) AND
[((Person[J].Age >= 17) and (Person[J].Age <= 65)) or (Person[J].Agerng = 8) or
(Person[J].Agerng = 9)] AND Person[J].Arm_Forc = EMPTY

Universe Description: Armed Forces is EMPTY for at least one person aged 17-65

Text: ♦ [Armed Forces Status needed for ^Name](#)

Check Instructions:

Type: Hard

Skip Instructions: Go back to ARM_FORC for the correct person

Fills: Name

Instructions: **Fill: Name**

Check

EMPTY_INCOLL
TUNIT2.EMPTY_INCOLL

Description: In College was left blank

Inherited Universe:

Universe: Person[J].percunum = Cuindex AND (Person[J].HH_Mem <> No) AND
(Person[J].Educa >= HSGrad) AND (Person[J].Educa <= Masters) AND
Person[J].In_Coll = EMPTY

Universe Description: In college is EMPTY for at least one person

Text: ♦ [Currently enrolled in college or university needed for ^Name](#)

Check Instructions:

Type: Hard

Skip Instructions: Go back to IN_COLL for the correct person

Fills: Name

Instructions: **Fill: Name**

Processing

Block

Processing

Description: Created for processing to "keep" variable from other datasets

Tab Name:

Fly Over Name:

Universe Type: If

Inherited Universe:

Universe:

Universe Description:

Array:

Block Instructions: This block contains the variable from other sections that BLS wants combined with the demographics data in the final MEMB dataset. We put a copy of the variable here so that all the auto generated edits for setting B, F, R, etc.. from the control file will run on these copied variables

Field

TRANAMTX
Processing.TRANAMTX

Description: Mass transit out-of-pocket cost

Form Pane Label:

SAS Name: TRANAMTX

Tag Name:

Inherited Universe:

Universe:

Universe Description:

Question Text:

Type: Integer

Length: 5

Min: 0

Max: 9999

Don't Know

Refuse

Empty

On Input

On Output

Array:

Instrument SAS Name: TRANAMTX

Destination Data Set: MEMB

TRANPD

Field

Processing.TRANPD

Description: Select time period

Form Pane Label:

SAS Name: TRANPD

Tag Name:

Inherited Universe:

Universe:

Universe Description:

Question Text:

Type: Enumerated

Length: 1

Answer List: Ttranpd

Value:	Mnemonic:	Description:
1	Day	Day
2	Week	Week
3	Month	Month

- Don't Know
- Refuse
- Empty

- On Input
- On Output

Array:

Instrument SAS Name: TRANPD

Destination Data Set: MEMB

Field

TRANDAYX
Processing.TRANDAYX

Description: Mass transit days per week

Form Pane Label:

SAS Name: TRANDAYX

Tag Name:

Inherited Universe:

Universe:

Universe Description:

Question Text:

Type: Integer

Length: 1

Min: 1

Max: 7

Don't Know

Refuse

Empty

On Input

On Output

Array:

Instrument SAS Name: TRANDAYX

Destination Data Set: MEMB

AMTRAK

Processing.AMTRAK

Field

Description: Use Amtrak?

Form Pane Label:

SAS Name: AMTRAK

Tag Name:

Inherited Universe:

Universe:

Universe Description:

Question Text:

Type: Enumerated

Length: 1

Answer List: TYesNo

Value:	Mnemonic:	Description:
1	Yes	Yes
2	No	No

- Don't Know
- Refuse
- Empty

- On Input
- On Output

Array:

Instrument SAS Name: AMTRAK

Destination Data Set: MEMB

Field

AMTRAKX
Processing.AMTRAKX

Description: Amtrak Cost

Form Pane Label:

SAS Name: AMTRAKX

Tag Name:

Inherited Universe:

Universe:

Universe Description:

Question Text:

Type: Integer

Length: 5

Min: 0

Max: 9999

Don't Know

Refuse

Empty

On Input

On Output

Array:

Instrument SAS Name: AMTRAKX

Destination Data Set: MEMB

TRANSUB

Field

Processing.TRANSUB

Description: Did you receive transit subsidy?

Form Pane Label:

SAS Name: TRANSUB

Tag Name:

Inherited Universe:

Universe:

Universe Description:

Question Text:

Type: Enumerated

Length: 1

Answer List: TYesNo

Value:	Mnemonic:	Description:
1	Yes	Yes
2	No	No

- Don't Know
- Refuse
- Empty

- On Input
- On Output

Array:

Instrument SAS Name: TRANSUB

Destination Data Set: MEMB

Field

TRANSUBX
Processing.TRANSUBX

Description: Expense for monthly transit subsidy

Form Pane Label:

SAS Name: TRANSUBX

Tag Name:

Inherited Universe:

Universe:

Universe Description:

Question Text:

Type: Integer

Length: 5

Min: 0

Max: 9999

Don't Know

Refuse

Empty

On Input

On Output

Array:

Instrument SAS Name: TRANSUBX

Destination Data Set: MEMB

TRAN_MTX
Processing.TRAN_MTX

Field

Description: Range edit flag for TRANAMTX

Form Pane Label:

SAS Name: TRAN_MTX

Tag Name:

Inherited Universe:

Universe:

Universe Description:

Question Text: ****OUT VARIABLE****

Type: String

Length: 2

- Don't Know
- Refuse
- Empty

- On Input
- On Output

Array:

Special Instructions: NOTE: See ERR1_TRANAMTX for how to set this field

Valid Values: A1 = Range edit failed
(ERR1 check was suppressed)

Blank = Range edit passed

Instrument SAS Name: TRAN_MTX

Destination Data Set: MEMB

Field

TRAN_UBX
Processing.TRAN_UBX

Description: Range Edit Flag for TRANSUBX

Form Pane Label:

SAS Name: TRAN_UBX

Tag Name:

Inherited Universe:

Universe:

Universe Description:

Question Text: ** OUT VARIABLE **

Type: String

Length: 2

- Don't Know
- Refuse
- Empty

- On Input
- On Output

Array:

Special Instructions: NOTE: See ERR1_TRANSUBX and TRANSUBX for how to set this field

Valid Values: A1 = Range edit failed
(ERR1 check was suppressed)

Blank = Range edit passed

Instrument SAS Name: TRAN_UBX

Destination Data Set: MEMB

SCHLMLX

Processing.SCHLMLX

Field

Description: Usual expense for meals purchased at school

Form Pane Label:

SAS Name: SCHLMLX

Tag Name:

Inherited Universe:

Universe:

Universe Description:

Question Text:

Type: Integer

Length: 4

Min: 0

Max: 999

Don't Know

Refuse

Empty

On Input

On Output

Array:

Instrument SAS Name: SCHLMLX

Destination Data Set: MEMB

Field

SCHLMLPD
Processing.SCHLMLPD

Description: Time period for SCHLMLX

Form Pane Label:

SAS Name: SCHLMLPD

Tag Name:

Inherited Universe:

Universe:

Universe Description:

Question Text:

Type: Enumerated

Length: 1

Answer List: TTimePeriod

Value:	Mnemonic:	Description:
1	Day	Day
2	Week	Week
3	TwoWeeks	Two Weeks
4	Month	Month
5	Quarterly	Quarterly (every 3 months)
6	Other	Other

Don't Know

Refuse

Empty

On Input

On Output

Array:

Instrument SAS Name: SCHLMLPD

Destination Data Set: MEMB

SCHLMLRX

Processing.SCHLMLRX

Field

Description: How much paid during the reference period

Form Pane Label:

SAS Name: SCHLMLRX

Tag Name:

Inherited Universe:

Universe: SCHLMLPD = 6

Universe Description: Other time period

Question Text: How much was paid since the first of ^REF_MONTH, not including this month?

Fills: REF_MONTH

Instructions: Set REF_MONTH = 3 months before the interview.

Calculated by taking the INTPER from record type 10 to come up with the base month to start from.

Type: Integer

Length: 4

Min: 0

Max: 999

- Don't Know
- Refuse
- Empty

- On Input
- On Output

Array:

Instrument SAS Name: SCHLMLRX

Destination Data Set: MEMB

Field

SCHMLWKQ
Processing.SCHMLWKQ

Description: Number of weeks meals purchased at school

Form Pane Label:

SAS Name: SCHMLWKQ

Tag Name:

Inherited Universe:

Universe:

Universe Description:

Question Text:

Type: Integer

Length: 2

Min: 1

Max: 13

Don't Know

Refuse

Empty

On Input

On Output

Array:

Instrument SAS Name: SCHMLWKQ

Destination Data Set: MEMB

SCHL_LPD
Processing.SCHL_LPD

Field

Description: Range Edit

Form Pane Label:

SAS Name: SCHL_LPD

Tag Name:

Inherited Universe:

Universe:

Universe Description:

Question Text:

Type: String

Length: 2

- Don't Know
- Refuse
- Empty

- On Input
- On Output

Array:

Instrument SAS Name: SCHL_LPD

Destination Data Set: MEMB

Field

SCHL_LRX
Processing.SCHL_LRX

Description:

Form Pane Label:

SAS Name: SCHL_LRX

Tag Name:

Inherited Universe:

Universe:

Universe Description:

Question Text:

Type: String

Length: 2

- Don't Know
- Refuse
- Empty

- On Input
- On Output

Array:

Instrument SAS Name: SCHL_LRX

Destination Data Set: MEMB

BCeintro

Block

BCeintro

Description:

Tab Name:

Fly Over Name:

Universe Type: If

Inherited Universe:

Universe: (BAdmin.ExitInterview <> 1) AND (BAdmin.ReplaceSpawn <> 1)
AND (BFront.Start = 1 or 2)

Universe Description:

Array:

Block Instructions:

Field

CE_INTRO
CE_INTRO

Description:

Form Pane Label: Introduction

SAS Name:

Tag Name: CE_INTRO

Inherited Universe:

Universe: ALL

Universe Description:

Question Text: As we start, please understand that we ask the same topics of everybody we talk to. I realize some of these questions may not apply to your household.

Most questions that I will be asking refer to a specific time period.

During this interview, the time period, unless I state otherwise is for the past three months, that is, from the 1st day of ^REF_MONTH to today.

Most of my questions are about expenses your household had or bills you've received. You will find it helpful to have your checkbook register, credit card statements and other records as you answer the questions.

Fills: REF_MONTH

Instructions: Set REF_MONTH = 3 months before the interview.

Calculated by taking the INTPER from record type 10 to come up with the base month to start from.

Type: Enumerated

Length: 1

Answer List: TContinue

Value:	Mnemonic:	Description:
1	Continue	Enter 1 to Continue

- Don't Know
- Refuse
- Empty

- On Input
- On Output

Array:

Skip Instructions: Goto BUSCREEN

Instrument SAS Name: CE_INTRO

Field

BUSCREEN
BUSCREEN

Description: Have you had any expenses that will be reimbursed or deducted as business expenses?

Form Pane Label: Business
SAS Name: BUSCREEN
Tag Name: BUSCREEN
Inherited Universe:

Universe: CE_INTRO = 1

Universe Description:

Question Text: Since the first of ^REF_MONTH, have ^YOU_ANYMEM had any expenses that will be reimbursed or deducted as business expenses?

Fills: YOU_ANYMEM

Instructions: IF NUMHOUSE = 1 then fill "you"
ELSE fill "you or any members of your household"

Fills: REF_MONTH

Instructions: Set REF_MONTH = 3 months before the interview.
Calculated by taking the INTPER from record type 10 to come up with the base month to start from.

Type: Enumerated
Length: 1

Answer List: TYesNo

Value:	Mnemonic:	Description:
1	Yes	Yes
2	No	No

Don't Know
 Refuse
 Empty

On Input
 On Output

Store Instructions: Set section complete flag

Array:

Skip Instructions: 1,DK,RF: Goto BUSXPNSE

2: Exit block and goto BSECT01

Instrument SAS Name: BUSCREEN

Destination Data Set: FMIS

Field

BUSXPNSE
BUSXPNSE

Description:

Form Pane Label: Business

SAS Name: BUSXPNSE

Tag Name: BUSXPNSE

Inherited Universe:

Universe: BUSCREEN = 1, DK or RF

Universe Description:

Question Text: For certain topics, such as housing, utilities, or vehicles, I will ask you to estimate how much of the expense was or will be deducted as a business expense.

Type: Enumerated

Length: 1

Answer List: TContinue

Value:	Mnemonic:	Description:
1	Continue	Enter 1 to Continue

- Don't Know
- Refuse
- Empty

- On Input
- On Output

Array:

Skip Instructions: Exit block and goto BSECT01

Instrument SAS Name: BUSXPNSE

SECT01

SECT01

Block

Description: General Housing Characteristics

Tab Name: S1

Fly Over Name: S1 - Housing

Universe Type: If

Inherited Universe:

Universe: (INTNMBR = 1 OR (_NEWCU_ = 1)) AND (BCeintro.CE_INTRO = 1)

Universe Description: Control card is complete and (Interview 1 or newcu)(newcu is a newly spawned case or a returning case that was never asked section 1 before.)

Array:

- Block Instructions:**
1. Section Label
Section 1 - General Housing Characteristics
 2. Instrument uses IFGN_ORIG as the variable for
8500.FGN_ORIG
 3. Set section complete flag to 1 if section 1B was asked in
a previous quarters interview. (This makes determining a
complete at the end of the survey easier.)
IF INTNMBR = 2-4 AND (NEWCU ne 1 or (NEWCU = 1 and
8500.FGN_ORIG = 4)) OR (BCoverage.HUTYPE = 9 or
HUTYPE = 9) then set Section 1B = Complete and
SECTCOMP[1] = "Yes"

Field

ST_HOUS
ST_HOUS

Description: Living quarters used as student housing by a college/university?

Form Pane Label: Student housing

SAS Name: ST_HOUS

Tag Name: ST_HOUS

Inherited Universe:

Universe: ((INTNMBR = 1) OR ((_NEWCU_ = 1) AND (I_FGN_ORIG <> 4)))\
AND ((BCoverage.HUTYPE = 1-8, 10 or DK) OR \
(HUTYPE = 1-8, 10, DK or EMPTY))

Universe Description:

Question Text: * [Ask if not apparent.](#)

Are these living quarters presently used as student housing by a college or university?

Type: Enumerated

Length: 1

Answer List: TYesNo

Value:	Mnemonic:	Description:
1	Yes	Yes
2	No	No

Don't Know
 Refuse
 Empty

On Input
 On Output

Array:

Skip Instructions: IF COVERAGE.UNISTRQ = 2 or 3 OR (8500.UNISTRQ = 2 or 3)
then goto ROOMSQ

ELSE goto BUILDING

Instrument SAS Name: ST_HOUS

Destination Data Set: FGNC1B

Field

BUILDING
BUILDING

Description: Which best described this building?

Form Pane Label: Building Type

SAS Name: BUILDING

Tag Name: BUILDING

Inherited Universe:

Universe: (ST_HOUS = 1, 2, DK or RF)) AND
((BCoverage.UNISTRQ = 1, 4-10 or EMPTY) or
8500.UNISTRQ = 1, 4-10 or EMPTY))

Universe Description:

Help Screen: H_BUILD

Question Text:  7 ? [F1]

✦ [Ask if not apparent by observation](#)

Which best describes this building?

Type: Enumerated

Length: 2

Answer List: TBUILDING

Value:	Mnemonic:	Description:
1	Single	Single family detached
2	Row	Row or townhouse - inner unit
3	End	End row or end townhouse
4	Duplex	Duplex
5	3/4plex	3-plex or 4-plex
6	Garden	Garden
7	Highrise	High-rise
8	Apartment	Apartment or flat
9	Trailer	Mobile home or trailer
10	Dormitory	College dormitory
11	Other	Other - Specify

Don't Know
 Refuse
 Empty

On Input
 On Output

Array:

Skip Instructions: 1-9,DK,RF: Goto ROOMSQ

10: IF ST_HOUS = 2, DK or RF then goto CK_BUILDING
ELSE goto S1B_END

11: Goto BUILDOTH

Instrument SAS Name: BUILDING

Destination Data Set: FGNC1B

Check

CK_BUILDING
CK_BUILDING

Description: A college dormitory must be student housing

Inherited Universe:

Universe: BUILDING = 10 AND (ST_HOUS = 2, DK or RF)

Universe Description:

Text: ♦ A college dormitory must be student housing.

Please verify

Check Instructions:

Type: Hard

Skip Instructions: Go back to BUILDING or ST_HOUS

BUILDOTH

BUILDOTH

Field

Description: Specify other building type.

Form Pane Label: Building specify

SAS Name: BUILDOTH

Tag Name: BUILDOTH

Inherited Universe:

Universe: BUILDING = 11

Universe Description: Something not on the list best describes this building

Question Text: * Specify:

Type: String

Length: 30

- Don't Know
- Refuse
- Empty

- On Input
- On Output

Array:

Skip Instructions: Goto ROOMSQ

Instrument SAS Name: BUILDOTH

Destination Data Set: FGNC1B

Field

ROOMSQ
ROOMSQ

Description: How many ROOMS in unit?

Form Pane Label: Rooms in Unit

SAS Name: ROOMSQ

Tag Name: ROOMSQ

Inherited Universe:

Universe: (BUILDING = 1-9, 11, DK or RF) OR ((ST_HOUS = 1, 2, DK or RF) AND ((BCoverage.UNISTRQ = 2 or 3) or (8500.UNISTRQ = 2 or 3)))

Universe Description:

Question Text: How many ROOMS are there in this unit, including all finished living areas and excluding all bathrooms?

Type: Integer

Length: 3

Min: 1

Max: 99

Don't Know

Refuse

Empty

On Input

On Output

Store Instructions: IF ROOMSQ = 1-30, DK or RF then set ROOMSQ_ = EMPTY

Array:

Skip Instructions: 1-30,DK,RF: Goto BEDROOMQ

31-99: Goto ERR1_ROOMSQ

Instrument SAS Name: ROOMSQ

Destination Data Set: FGNC1B

ERR1_ROOMSQ

ERR1_ROOMSQ

Check

Description: Number of rooms in the house is greater than 30

Inherited Universe:

Universe: ROOMSQ gt 30 AND (ROOMSQ ne DK and ROOMSQ ne RF)

Universe Description: Number of rooms in the house is greater than 30

Text: ♦ THE VALUE ENTERED IS UNUSUALLY HIGH OR LOW

PLEASE VERIFY AND IF CORRECT, ENTER ITEM LEVEL NOTE

Check Instructions: IF suppressed then set ROOMSQ_ = A1

Type: Soft

Skip Instructions: Suppress: Goto BEDROOMQ

All others, go back to ROOMSQ

Field

BEDROOMQ
BEDROOMQ

Description: How many BEDROOMS in unit?

Form Pane Label: Bedrooms

SAS Name: BEDROOMQ

Tag Name: BEDROOMQ

Inherited Universe:

Universe: ROOMSQ = 1 - 99, DK or RF

Universe Description: All who get Section 1B except where BUILDING = College dorm

Question Text: How many BEDROOMS are there in this unit?

✦ Count all rooms used mainly for sleeping, even if also used for other purposes.

Type: Integer

Length: 3

Min: 0

Max: 99

Don't Know

Refuse

Empty

On Input

On Output

Store Instructions: IF BEDROOMQ = 0-12, DK or RF then set BEDR_OMQ = EMPTY

Array:

Skip Instructions: 0-99: IF (BEDROOMQ gt ROOMSQ) AND (ROOMSQ ne DK and
ROOMSQ ne RF) then goto CK_BEDROOMQ
ELSEIF BEDROOMQ gt 12 then goto ERR1_BEDROOMQ
ELSE goto BATHRMQ

DK,RF: Goto BATHRMQ

Instrument SAS Name: BEDROOMQ

Destination Data Set: FGNC1B

CK_BEDROOMQ

CK_BEDROOMQ

Check

Description: # of bedrooms is greater than total number of rooms

Inherited Universe:

Universe: (BEDROOMQ gt ROOMSQ) AND (BEDROOMQ <> DK and <> RF) AND
(ROOMSQ <> DK and <> RF)

Universe Description: The number of bedrooms is greater than then total number of rooms

Text: ♦ [The number of bedrooms exceeds the total number of rooms.](#)

[Please verify](#)

Check Instructions:

Type: Hard

Skip Instructions: go back to ROOMSQ or BEDROOMQ

Check

ERR1_BEDROOMQ
ERR1_BEDROOMQ

Description: Number of bedrooms in the house is greater than 12

Inherited Universe:

Universe: BEDROOMQ gt 12 AND (BEDROOMQ <> DK and <> RF)

Universe Description: Number of bedrooms in the house is greater than 12

Text: * THE VALUE ENTERED IS UNUSUALLY HIGH OR LOW

PLEASE VERIFY AND IF CORRECT, ENTER ITEM LEVEL NOTE

Check Instructions: IF SUPPRESSED then set BEDR_OMQ = A1

Type: Soft

Skip Instructions: Suppress: Goto BATHRMQ

All others, go back to BEDROOMQ

BATHRMQ

BATHRMQ

Field

Description: How many COMPLETE bathrooms in unit?

Form Pane Label: Bathrooms

SAS Name: BATHRMQ

Tag Name: BATHRMQ

Inherited Universe:

Universe: BEDROOMQ = 0 - 99, DK or RF

Universe Description: All who get Section 1B except where BUILDING = College dorm

Question Text: How many COMPLETE bathrooms are there in this unit?

- * A complete bathroom has a toilet, a bathtub or shower, and a sink, all with running water.

Type: Integer

Length: 2

Min: 0

Max: 9

Don't Know

Refuse

Empty

On Input

On Output

Array:

Skip Instructions: 0-9: IF (BATHRMQ gt ROOMSQ) AND (ROOMSQ ne DK and ne RF)
then goto CK_BATHRMS
ELSE goto HLFBATHQ

DK,RF: Goto HLFBATHQ

Instrument SAS Name: BATHRMQ

Destination Data Set: FGNC1B

Check

CK_BATHRMS
CK_BATHRMS

Description: # of bathrooms is greater than total number of rooms

Inherited Universe:

Universe: (BATHRMQ gt ROOMSQ) AND (ROOMSQ <> DK and <> RF) AND
(BATHRMQ <> DK and <> RF)

Universe Description: The number of bathrooms is greater than the total number of rooms

Text: ♦ [The number of bathrooms exceeds the total number of rooms.](#)

[Please verify](#)

Check Instructions:

Type: Soft

Skip Instructions: Suppress: Goto HLFBATHQ

All others, go back to ROOMSQ or BATHRMQ

HLFBATHQ

HLFBATHQ

Field

Description: How many HALF bathrooms in unit?

Form Pane Label: Half bathrooms

SAS Name: HLFBATHQ

Tag Name: HLFBATHQ

Inherited Universe:

Universe: BATHRMQ = 0 - 9, DK or RF

Universe Description: All who get Section 1B except where BUILDING = College dorm

Question Text: How many HALF bathrooms are there in this unit?

✦ A half bathroom has at least a toilet or bathtub or shower, but does not have all the facilities of a complete bathroom.

Type: Integer

Length: 2

Min: 0

Max: 9

Don't Know

Refuse

Empty

On Input

On Output

Array:

Skip Instructions: 0-9: IF (HLFBATHQ gt ROOMSQ) AND (ROOMSQ ne DK and ne RF)
then goto CK_HLFBATHQ
ELSE goto S1B_END

DK,RF: Goto S1B_END

Instrument SAS Name: HLFBATHQ

Destination Data Set: FGNC1B

Check

CK_HLFBATHQ
CK_HLFBATHQ

Description: # of half bathrooms is greater than total number of rooms

Inherited Universe:

Universe: (HLFBATHQ gt ROOMSQ) AND (ROOMSQ <> DK and <> RF) AND
(HLFBATHQ <> DK and <> RF)

Universe Description: The number of Half bathrooms is greater than the total number of rooms

Text: * [The number of half bathrooms exceeds the total number of rooms.](#)

[Please verify](#)

Check Instructions:

Type: Soft

Skip Instructions: Suppress: Goto S1B_END

All others, go back to ROOMSQ or HLFBATHQ

S1B_END

S1B_END

Field

Description: End of Section 1B

Form Pane Label:

SAS Name:

Tag Name:

Inherited Universe:

Universe: (HLFBATHQ = 0-9, DK or RF) OR (BUILDING = 10)

Universe Description:

Question Text:

Type: Classification

Length: 0

- Don't Know
- Refuse
- Empty

- On Input
- On Output

Store Instructions: Set Section 1B = Complete and SECTCOMP[1] = "Yes"
IF (HLFBATHQ = 0-9, DK or RF) OR (BUILDING = 10) then
set Section 1B = Complete and SECTCOMP[1] = "Yes"

Array:

Special Instructions: Store 1 in FGN_ORG

Skip Instructions: Goto Section 2 - BSECT02

Field

ROOMSQ_
ROOMSQ_

Description: Range edit flag for ROOMSQ

Form Pane Label:

SAS Name: ROOMSQ_

Tag Name:

Inherited Universe:

Universe:

Universe Description:

Question Text:

Type: String

Length: 2

- Don't Know
- Refuse
- Empty

- On Input
- On Output

Array:

Special Instructions: NOTE: See ROOMSQ and ERR1_ROOMSQ for the setting of this field

Valid Values: A1 = Range edit failed
(ERR1 check was suppressed)
Blank = Range edit passed

Instrument SAS Name: ROOMSQ_

Destination Data Set: FGNC1B

BEDR_OMQ

BEDR_OMQ

Field

Description: Range edit flag for BEDROOMQ

Form Pane Label:

SAS Name: BEDR_OMQ

Tag Name:

Inherited Universe:

Universe:

Universe Description:

Question Text:

Type: String

Length: 2

- Don't Know
- Refuse
- Empty

- On Input
- On Output

Array:

Special Instructions: NOTE: See BEDROOMQ and ERR1_BEDROOMQ for the setting of this field

Valid Values: A1 = Range edit failed
(ERR1 check was suppressed)
Blank = Range edit passed

Instrument SAS Name: BEDR_OMQ

Destination Data Set: FGNC1B

Field

FGN_ORIG
FGN_ORIG

Description: Record origin

Form Pane Label:

SAS Name: RECORIGN

Tag Name:

Inherited Universe:

Universe:

Universe Description:

Question Text:

Type: String

Length: 1

- Don't Know
- Refuse
- Empty

- On Input
- On Output

Array:

Special Instructions: Valid Values: 1 = Data from current month interview
4 = Inventory data- no updates were made

If S1 is asked then FGN_ORIG is set to a 1 in S1B_END
It will be changed to a 4 during CAPIIN post-processing (Input Edits)

Instrument SAS Name: FGN_ORIG

Destination Data Set: FGNC1B

BSECT02

BSECT02

Block

Description: Rented Living Quarters

Tab Name: S2

Fly Over Name: S2 - Rented Living Quarters

Universe Type: If

Inherited Universe:

Universe: (BCeintro.CE_INTRO = 1) AND [((INTNMBR = 1 OR _NEWCU_ = 1) AND SECTCOMP[1] = Yes) OR (INTNMBR > 1)]

Universe Description: All

Array:

Block Instructions: 1. Max Number: 5

2. Section Label: Section 2 - Rented Living Quarters

Field

S2_CHK
S2_CHK

Description:

Form Pane Label:

SAS Name:

Tag Name:

Inherited Universe:

Universe: INTNMBR = 1-4

Universe Description:

Question Text:

Type: Classification

Length: 0

Don't Know

Refuse

Empty

On Input

On Output

Array:

Skip Instructions: IF BSECT01.ST_HOUS (from Section 1B) = 1 OR HUTYPE = 9 (from Coverage) OR (8500.ST_HOUS = 1) OR (HUTYPE = 9) then goto MORERENT.

IF INTNMBR = 2-4 and there is a record with 8500.OWNYB = 100 and 8500.OPB_STAT = 1 then goto S3_INTRO.

IF INTNMBR = 2-4 and (there is no 8500.OWNYB = 100 with 8500.OPB_STAT = 1) and 8500.SectComp23 = 1 AND (8500.ST_HOUS is not 1) then goto STLRENT.

All others goto OWNED.

STLRENT

STLRENT

Field

Description: Living quarters still rented?

Form Pane Label: Still rent?

SAS Name:

Tag Name: STLRENT

Inherited Universe:

Universe: (INTNMBR = 2-4) AND (there is no 8500.OWNYB = 100 with 8500.OPB_STAT = 1)
AND (8500.SectComp23 = 1) AND
(ST_HOUS8500 = 2, Dk or RF)

Universe Description:

Question Text: Last time ^YOU_YRCU reported renting these living quarters.
Do you still rent?

Fills: YOU_YRCU

Instructions: IF NUMHOUSE = 1 then fill "you"
ELSE fill "your household"

Type: Enumerated

Length: 1

Answer List: TYESNOBSU

Value:	Mnemonic:	Description:
1	Yes	Yes
2	No	No
3	BSU	No -Buying the sample unit

Don't Know
 Refuse
 Empty

On Input
 On Output

Store Instructions: IF STLRENT = 1 then store 2 in OWNED
IF STLRENT = 3 then store 1 in OWNED
IF STLRENT = 2 then store 1 in SAMP_UN

Array:

Skip Instructions: 1,DK,RF: Goto RENTED

2: Goto BRENT02.RTASPAY

3: IF I_UNITFEAT1 = EMPTY then goto UNITFEAT
ELSEIF I_YRBUILT = EMPTY then goto YRBUILT
ELSE exit block and goto Section 3

Instrument SAS Name: STLRENT

Destination Data Set: ERNT

OWNED

Field

OWNED

Description: Sample Unit owned or being bought**Form Pane Label:** Owns Sample Unit?**SAS Name:** OWNED**Tag Name:** OWNED**Inherited Universe:**

Universe: [(INTNMBR = 1-4 and (Sect01b.ST_HOUS = 2, DK or RF)) OR
[(INTNMBR = 2-4) and (there is no 8500.OWNYB = 100 with
8500.OPB_STAT = 1) and 8500.SectComp23 <> 1 and
((ST_HOUS8500 = 2, DK or RF) or
Sect01b.ST_HOUS = 2, DK or RF))]] AND
((Cover.HUTYPE = 1-8, 10 or DK) or (HUTYPE = 1-8, 10, DK or EMPTY))

Universe Description:**Question Text:** Do you own this home?

◆ Include households with mortgages as owners.

Type: Enumerated**Length:** 1**Answer List:** TYesNo

Value:	Mnemonic:	Description:
1	Yes	Yes
2	No	No

Don't Know
 Refuse
 Empty

On Input
 On Output

Array:

Skip Instructions: 1: IF I_UNITFEAT1 = EMPTY then goto UNITFEAT
ELSEIF I_YRBUILT = EMPTY then goto YRBUILT

ELSE exit block and goto Section 3

2,DK,RF: Goto PUBLHOUS

Instrument SAS Name: OWNED

Destination Data Set: ERNT

UNITFEAT

UNITFEAT

Field

Description: Does this unit have any off street parking, swimming pool, etc

Form Pane Label: Other features

SAS Name:


Tag Name: UNITFEAT

Inherited Universe:

Universe: (STLRENT = 3 or OWNED = 1) and I_UNITFEAT1 = EMPTY

Universe Description:

Help Screen: H_UNITFEAT

Question Text:  9 ? [F1]

Does this unit have any of the following?

✦ Enter all that apply, separate with commas

Type: Set

Max Number of Values: 9

Length: 2

Answer List: TOtherFeatures

Value:	Mnemonic:	Description:
0	None	None
1	Pool	Swimming pool
2	Parking	Off-street parking
3	Balcony	Porch, terrace, patio, or balcony
4	Apartment	Apartment or guest house
5	CentralAC	Central air conditioning
6	WindowAC	Window air conditioning
7	Solar	Solar panels
77	Unknown	Don't know

- Don't Know
 Refuse
 Empty

- On Input
- On Output

Store Instructions: Set "out" fields

If answer list option 1 selected, store 01 in SWIMPOOL
If answer list option 2 selected, store 02 in OFSTPARK
If answer list option 3 selected, store 03 in PORCH
If answer list option 4 selected, store 04 in APTMENT
If answer list option 5 selected, store 05 in CNTRALAC
If answer list option 6 selected, store 06 in WINDOWAC
If answer list option 7 selected, store 08 in SOLARPNL
If answer list option 77 selected, store 07 in DNTKNOW
If RF is entered, store 98 in SWIMPOOL, OFSTPARK, PORCH,
APTMENT, CNTRALAC, WINDOWAC, SOLARPNL, and DNTKNOW
If 0 is entered, store a blank in SWIMPOOL, OFSTPARK,
PORCH, APTMENT, CNTRALAC, WINDOWAC, SOLARPNL, and DNTKNOW

Array:

Special Instructions: Answer list options 1-7 should be in bold black.
(Options 0 and 77 should be in regular black.)

Skip Instructions: IF 0 is selected with other values then goto CK_UNITFEAT

ELSEIF I_YRBUILT = EMPTY then goto YRBUILT

ELSE exit block and goto Section 3

Instrument SAS Name: UNITFEAT

Destination Data Set: RNT2

CK_UNITFEAT
CK_UNITFEAT

Check

Description: 0-none can not be selected with other values

Inherited Universe:

Universe: 0 and some others values are selected in UNITFEAT

Universe Description: 0-none can not be selected with other values in UNITFEAT

Text: ♦ [Cannot select 'None' and other items at the same time. Please verify.](#)

Check Instructions:

Type: Hard

Skip Instructions: Go back to UNITFEAT

Field

YRBUILT
YRBUILT

Description: About when was this building originally built?

Form Pane Label: Year unit built

SAS Name: YRBUILT

Tag Name: YRBUILT

Inherited Universe:

Universe: (STLRENT = 3 or OWNED = 1) and I_YRBUILT = EMPTY

Universe Description:

Question Text: About when was this building originally built?

- * Do not consider later remodelings
- Probe for best estimate

Type: Integer

Length: 5

Min: 1700

Max: 9999

- Don't Know
- Refuse
- Empty

- On Input
- On Output

Array:

Skip Instructions: 1700-9999: IF YRBUILT gt current year then goto CK_YRBUILT
ELSE goto Section 3

DK,RF: Goto Section 3

Instrument SAS Name: YRBUILT

Destination Data Set: RNT2

CK_YRBUILT
CK_YRBUILT

Check

Description: Year building originally built is in the future

Inherited Universe:

Universe: (YRBUILT > current year) AND (YRBUILT <> DK and <> RF)

Universe Description: Year building originally built is in the future

Text: ♦ [Year originally built cannot be in the future.](#)

Check Instructions:

Type: Hard

Skip Instructions: Go back to YRBUILT

Field

PUBLHOUS
PUBLHOUS

Description: House in a public housing project?

Form Pane Label: Housing project

SAS Name: PUBLHOUS

Tag Name: PUBLHOUS

Inherited Universe:

Universe: OWNED was "asked" (not set from stlrent) AND
(OWNED = 2, DK, or RF)

Universe Description:

Question Text: * Ask if not apparent.

**Is this house in a public housing project, that is, is it owned by
a local housing authority or other local public agency?**

Type: Enumerated

Length: 1

Answer List: TYesNo

Value:	Mnemonic:	Description:
1	Yes	Yes
2	No	No

- Don't Know
- Refuse
- Empty

- On Input
- On Output

Array:

Skip Instructions: 1: IF I_INCLDRYR = EMPTY then goto INCLSTOV

ELSE goto RENTED

2,DK,RF: Goto GOVTCOST

Instrument SAS Name: PUBLHOUS

Destination Data Set: RNT2

Field

GOVTCOST
GOVTCOST

Description: Housing costs lower because govt. pays part?

Form Pane Label: Govt. pay

SAS Name: GOVTCOST

Tag Name: GOVTCOST

Inherited Universe:

Universe: PUBLHOUS = 2, DK or RF

Universe Description: This house is not in a public housing project.
(Or respondent doesn't know or refuses to say if this house is in a public housing project.)

Question Text: Are your housing costs lower because the Federal, State, or local government is paying part of the cost?

Type: Enumerated

Length: 1

Answer List: TYesNo

Value:	Mnemonic:	Description:
1	Yes	Yes
2	No	No

- Don't Know
- Refuse
- Empty

- On Input
- On Output

Array:

Skip Instructions: IF I_INCLDRYR = EMPTY then goto INCLSTOV

ELSE goto RENTED

Instrument SAS Name: GOVTCOST

Destination Data Set: RNT2

INCLSTOV

INCLSTOV

Field

Description: Included cooking stoves, ranges, or ovens

Form Pane Label: Cooking stove, range or oven?

SAS Name: INCLSTOV


Tag Name: INCLSTOV

Inherited Universe:

Universe: (GOVTCOST = 1, 2, DK, RF or PUBLHOUS = 1) AND
(I_INCLDRYR = EMPTY)

Universe Description:

Help Screen: H_S1C

Question Text:  8 ? [F1]

Were any of the following appliances included in the home when you moved in .

..

... Cooking stove, range, or oven?

Type: Enumerated

Length: 1

Answer List: TYesNo

Value:	Mnemonic:	Description:
1	Yes	Yes
2	No	No

- Don't Know
- Refuse
- Empty

- On Input
- On Output

Array:

Skip Instructions: Goto INCLFRIG

Instrument SAS Name: INCLSTOV

Destination Data Set: RNT2

INCLFRIG

INCLFRIG

Field

Description: Included refrigerator or home freezer

Form Pane Label: Refrigerator or home freezer?

SAS Name: INCLFRIG

Tag Name: INCLFRIG

Inherited Universe:

Universe: INCLSTOV = 1, 2, DK, or RF

Universe Description:

Help Screen: H_S1C

Question Text:  8 ? [F1]

Were any of the following appliances included in the home when you moved in . . .

. . . **Refrigerator or home freezer?**

Type: Enumerated

Length: 1

Answer List: TYesNo

Value:	Mnemonic:	Description:
1	Yes	Yes
2	No	No

- Don't Know
- Refuse
- Empty

- On Input
- On Output

Array:

Skip Instructions: Goto INCLBDSH

Instrument SAS Name: INCLFRIG

Destination Data Set: RNT2

Field

INCLBDSH
INCLBDSH

Description: Included built-in dishwasher

Form Pane Label: Built-in dishwasher?

SAS Name: INCLBDS

Tag Name: INCLBDSH

Inherited Universe:

Universe: INCLFRIG = 1, 2, DK or RF

Universe Description:

Help Screen: H_S1C

Question Text:  8 ? [F1]

Were any of the following appliances included in the home when you moved in . . .

. . . **Built-in dishwasher?**

Type: Enumerated

Length: 1

Answer List: TYesNo

Value:	Mnemonic:	Description:
1	Yes	Yes
2	No	No

- Don't Know
- Refuse
- Empty

- On Input
- On Output

Array:

Skip Instructions: Goto INCLPDSH

Instrument SAS Name: INCLBDSH

Destination Data Set: RNT2

INCLPDSH

Field

INCLPDSH

Description: Included portable dishwasher

Form Pane Label: Portable dishwasher?

SAS Name: INCLPDS

Tag Name: INCLPDSH

Inherited Universe:

Universe: INCLBDSH = 1, 2, DK or RF

Universe Description:

Help Screen: H_S1C

Question Text:  8 ? [F1]

Were any of the following appliances included in the home when you moved in . . .

. . . **Portable dishwasher?**

Type: Enumerated

Length: 1

Answer List: TYesNo

Value:	Mnemonic:	Description:
1	Yes	Yes
2	No	No

- Don't Know
- Refuse
- Empty

- On Input
- On Output

Array:

Skip Instructions: Goto INCLWSHR

Instrument SAS Name: INCLPDSH

Destination Data Set: RNT2

Field

INCLWSHR
INCLWSHR

Description: Included clothes washer

Form Pane Label: Clothes washer?

SAS Name: INCLWSHR

Tag Name: INCLWSHR

Inherited Universe:

Universe: INCLPDSH = 1, 2, DK or RF

Universe Description:

Help Screen: H_S1C

Question Text:  8 ? [F1]

Were any of the following appliances included in the home when you moved in . . .

. . . **Clothes washer?**

Type: Enumerated

Length: 1

Answer List: TYesNo

Value:	Mnemonic:	Description:
1	Yes	Yes
2	No	No

- Don't Know
- Refuse
- Empty

- On Input
- On Output

Array:

Skip Instructions: Goto INCLDRYR

Instrument SAS Name: INCLWSHR

Destination Data Set: RNT2

INCLDRYR

INCLDRYR

Field

Description: Included clothes dryer

Form Pane Label: Clothes dryer?

SAS Name: INCLDRYR

Tag Name: INCLDRYR

Inherited Universe:

Universe: INCLWSHR = 1, 2, DK or RF

Universe Description:

Help Screen: H_S1C

Question Text:  8 ? [F1]

Were any of the following appliances included in the home when you moved in . . .

. . . **Clothes dryer?**

Type: Enumerated

Length: 1

Answer List: TYesNo

Value:	Mnemonic:	Description:
1	Yes	Yes
2	No	No

- Don't Know
- Refuse
- Empty

- On Input
- On Output

Array:

Skip Instructions: Goto RENTED

Instrument SAS Name: INCLDRYR

Destination Data Set: RNT2

Field

RENTED
RENTED

Description: Pay rent for Sample Unit.

Form Pane Label: Pays any rent for Sample

SAS Name: RENTED

Tag Name: RENTED

Inherited Universe:

Universe: (STLRENT = 1, DK or RF) or (PUBLHOUS = 1 and (8500.INCLDRYR = 1, 2, DK or RF)) or ((GOVTCOST = 1, 2, DK or RF) and (8500.INCLDRYR = 1, 2, DK or RF)) or (INCLDRYR = 1, 2, DK or RF)

Universe Description:

Question Text: Do ^YOU_ANYMEM ^FSTILL pay rent for these living quarters?

Fills: YOU_ANYMEM

Instructions: IF NUMHOUSE = 1 then fill "you"
ELSE fill "you or any members of your household"

Fills: FSTILL

Instructions: IF STLRENT = 1, DK or RF, fill "still".

Type: Enumerated

Length: 1

Answer List: TYesNo

Value:	Mnemonic:	Description:
1	Yes	Yes
2	No	No

- Don't Know
- Refuse
- Empty

- On Input
- On Output

Store Instructions: Set SAMP_UN = 1 for this property.

Array:

Skip Instructions: 1,DK,RF: Goto BRent02.RENTX1

2: Goto BRent02.RTASPAY

Instrument SAS Name: RENTED

Destination Data Set: ERNT

Field

MORERENT
MORERENT

Description: Rented any property?

Form Pane Label: Rented any property?

SAS Name: MORERENT

Tag Name: MORERENT

Inherited Universe:

Universe: (BSECT01.ST_HOUS from Section 1B = 1) OR (8500.ST_HOUS = 1)
\
OR (BCOVERAGE.HUTYPE = 9) OR (HUTYPE = 9)

Universe Description:

Question Text: Since the first of ^REF_MONTH have ^YOU_ANYMEM rented any houses, apartments, or temporary living quarters NOT used entirely for business or vacation?

✦ Do NOT include college or university regulated housing.

Fills: REF_MONTH

Instructions: Set REF_MONTH = 3 months before the interview.

Calculated by taking the INTPER from record type 10 to come up with the base month to start from.

Fills: YOU_ANYMEM

Instructions: IF NUMHOUSE = 1 then fill "you"

ELSE fill "you or any members of your household"

Type: Enumerated

Length: 1

Answer List: TYesNo

Value:	Mnemonic:	Description:
1	Yes	Yes
2	No	No

- Don't Know
- Refuse
- Empty

- On Input
- On Output

Array:

Special Instructions: Set SAMP_UN to 2 for this property.

Skip Instructions: 1: Goto BRent02.RENTX1

2,DK,RF: Goto S2_END

Instrument SAS Name: MORERENT

Destination Data Set: ERNT

Block

BRENT02
BRENT02

Description: Rental Unit questions

Tab Name:

Fly Over Name:

Universe Type: If

Inherited Universe:

Universe: (RENTED = 1, 2, DK or RF) OR (MORERENT = 1) OR (STLRENT = 2)

Universe Description:

Array:

Block Instructions:

RENTDESC

BRENT02.RENTDESC

Field

Description: Pre-fill rental description (SHOW ONLY)

Form Pane Label: Rent/prop desc

SAS Name:

Tag Name: Description

Inherited Universe:

Universe:

Universe Description:

Question Text: ** SHOW ONLY **

Type: String

Length: 20

Don't Know

Refuse

Empty

On Input

On Output

Array:

Special Instructions: IF RENTED = 1 prefill "Rented Sample Unit" for the first unit, "Rental 2" for 2nd, etc.
ELSE prefill with "Rental 1", "Rental 2", etc.

Field

RENTX1
BRENT02.RENTX1

Description: rental payment for reference month

Form Pane Label: Rent paid for ref month

SAS Name: RENTX1

Tag Name: RENTX1

Inherited Universe:

Universe: (RENTED = 1, DK, or RF) OR MORERENT = 1 OR BSECT02.MORERENT = 1

Universe Description:

Question Text: What was your total rental payment for ^REF_MONTH for this unit?
Include any extra charges for garage or parking facilities, but do not
include direct payments by local, state or federal agencies.

Fills: REF_MONTH

Instructions: Set REF_MONTH = 3 months before the interview.

Calculated by taking the INTPER from record type 10 to come up with the base
month to start from.

Type: Integer

Length: 8

Min: 0

Max: 9999999

Don't Know

Refuse

Empty

On Input

On Output

Array:

Special Instructions: Display a \$ and a comma in the entry field.

Skip Instructions: 0-9999999: IF RENTX1 gt 3000 then goto ERR1_RENTX1
ELSE goto RENTX2

DK,RF: Goto RENTX2

Instrument SAS Name: RENTX1

Destination Data Set: ERNT

Check

ERR1_RENTX1
BRENT02.ERR1_RENTX1

Description: Out of Range Check

Inherited Universe:

Universe: RENTX1 gt 3000 AND RENTX1 <> DK and RENTX1 <> RF

Universe Description:

Text: * THE VALUE ENTERED IS UNUSUALLY HIGH OR LOW

PLEASE VERIFY AND IF CORRECT, ENTER ITEM LEVEL NOTE

Check Instructions: IF suppressed then set RENTX1_ = A1

Type: Soft

Skip Instructions: Suppress: Goto RENTX2

All others, go back to RENTX1

RENTX2

Field

BRENT02.RENTX2

Description: Rental payment for month 2

Form Pane Label: Rent paid for month 2

SAS Name: RENTX2

Tag Name: RENTX2

Inherited Universe:

Universe: RENTX1 = 0-9999999, DK or RF

Universe Description:

Question Text: What was the total rental payment for ^TWO_MONTH for this unit?

Fills: TWO_MONTH

Instructions: TWO_MONTH = month 2 months before the interview.

Calculated by taking the INTPER from record type 10 to come up with the base month to start from.

Type: Integer

Length: 8

Min: 0

Max: 9999999

- Don't Know
- Refuse
- Empty

- On Input
- On Output

Array:

Special Instructions: Display a \$ and comma in the entry field.

Skip Instructions: 1-9999999: IF RENTX2 gt 3000 then goto ERR1_RENTX2
ELSEIF (RENTX1 <> 0, DK or RF) and
((RENTX2 le (0.6 x RENTX1)) or
(RENTX2 ge (1.4 x RENTX1))) then
goto ERR2_RENTX2
ELSE goto RENTX3

0,DK,RF: Goto RENTX3

Instrument SAS Name: RENTX2

Destination Data Set: ERNT

ERR1_RENTX2
BRENT02.ERR1_RENTX2

Check

Description: Out of Range Check

Inherited Universe:

Universe: RENTX2 gt 3000 AND RENTX2 <> DK AND RENTX2 <> RF

Universe Description:

Text: * THE VALUE ENTERED IS UNUSUALLY HIGH OR LOW

PLEASE VERIFY AND IF CORRECT, ENTER ITEM LEVEL NOTE

Check Instructions: IF suppressed then set RENTX2_ = A1

Type: Soft

Skip Instructions: Suppress: IF (RENTX1 ne 0,DK or RF) and ((RENTX2 le (0.6 x RENTX1)) or (RENTX2 ge (1.4 x RENTX1))) then
goto ERR2_RENTX2
ELSE goto RENTX3

All others, go back to RENTX2

Check

ERR2_RENTX2
BRENT02.ERR2_RENTX2

Description: 2nd month amount significantly above or below 1st month amount

Inherited Universe:

Universe: ((RENTX2 less than or equal to (0.6 x RENTX1)) or
(RENTX2 greater than or equal to (1.4 x RENTX1))) AND
(RENTX1 <> 0 and RENTX1 <> DK and RENTX1 <> RF) AND
(RENTX2 <> 0 and RENTX2 <> DK and RENTX2 <> RF)

Universe Description:

Text: * THE VALUE ENTERED IS CONSIDERABLY HIGHER OR LOWER THAN THE
VALUE
FOR THE PREVIOUS MONTH

PLEASE VERIFY

Check Instructions:

Type: Soft

Skip Instructions: Suppress: Goto RENTX3

All others, go back to RENTX2

RENTX3

Field

BRENT02.RENTX3

Description: Rental payment for last month

Form Pane Label: Rent paid for last month

SAS Name: RENTX3

Tag Name: RENTX3

Inherited Universe:

Universe: RENTX2 = 0-9999999, DK or RF

Universe Description:

Question Text: What was the total rental payment for ^LAST_MONTH for this unit?

Fills: LAST_MONTH

Instructions: LAST_MONTH = last month before the interview.

Calculated by taking the INTPER from record type 10 to come up with the base month to start from.

Type: Integer

Length: 8

Min: 0

Max: 9999999

- Don't Know
- Refuse
- Empty

- On Input
- On Output

Array:

Special Instructions: Display a \$ and a comma in the entry field.

Skip Instructions: 1-9999999: IF RENTX3 gt 3000 then goto ERR1_RENTX3
ELSEIF (RENTX2 <> 0,DK or RF) and ((RENTX3 le
(0.6 x RENTX2)) or (RENTX3 ge (1.4 x RENTX2)))
then goto ERR2_RENTX3
ELSE goto RTELECT

0,DK,RF: Goto RTELECT

Instrument SAS Name: RENTX3

Destination Data Set: ERNT

ERR1_RENTX3
BRENT02.ERR1_RENTX3

Check

Description: Out of Range Check

Inherited Universe:

Universe: RENTX3 gt 3000 AND RENTX3 <> DK AND RENTX3 <> RF

Universe Description:

Text: * THE VALUE ENTERED IS UNUSUALLY HIGH OR LOW

PLEASE VERIFY AND IF CORRECT, ENTER ITEM LEVEL NOTE

Check Instructions: IF suppressed then set RENTX3_ = A1

Type: Soft

Skip Instructions: Suppress: IF (RENTX2 <> 0,DK or RF) and ((RENTX3 le (0.6 x RENTX2)) or (RENTX3 ge (1.4 x RENTX2))) then
goto ERR2_RENTX3
ELSE goto RTELECT

All others, go back to RENTX3

Check

ERR2_RENTX3
BRENT02.ERR2_RENTX3

Description: 3rd month amount significantly above or below 2nd month amount

Inherited Universe:

Universe: ((RENTX3 less than or equal to (0.6 x RENTX2)) or
(RENTX3 greater than or equal to (1.4 x RENTX2))) AND (RENTX3 <> 0 and
RENTX3 <> DK and RENTX3 <> RF) AND
(RENTX2 <> 0 and RENTX2 <> DK and RENTX2 <> RF)

Universe Description:

Text: * THE VALUE ENTERED IS CONSIDERABLY HIGHER OR LOWER THAN THE
VALUE
FOR THE PREVIOUS MONTH

PLEASE VERIFY

Check Instructions:

Type: Soft

Skip Instructions: Suppress: Goto RTELECT

All others, go back to RENTX3

RTELECT

BRENT02.RTELECT

Field

Description: Rental payment include electricity

Form Pane Label: Includes electricity

SAS Name: RTELECT

Tag Name: RTELECT

Inherited Universe:

Universe: RENTX3 = 0-9999999, DK or RF

Universe Description:

Question Text:  8

**Does the rental payment include the cost of -
... Electricity?**

Type: Enumerated

Length: 1

Answer List: TYesNo

Value:	Mnemonic:	Description:
1	Yes	Yes
2	No	No

- Don't Know
- Refuse
- Empty

- On Input
- On Output

Array:

Skip Instructions: Goto RTGAS

Instrument SAS Name: RTELECT

Destination Data Set: ERNT

Field

RTGAS
BRENT02.RTGAS

Description: Rental payment include gas

Form Pane Label: Includes gas

SAS Name: RTGAS

Tag Name: RTGAS

Inherited Universe:

Universe: RTELECT = 1, 2, DK or RF

Universe Description:

Question Text:  8

✦ Repeat if necessary

Does the rental payment include the cost of -

.... Gas?

Type: Enumerated

Length: 1

Answer List: TYesNo

Value:	Mnemonic:	Description:
1	Yes	Yes
2	No	No

Don't Know

Refuse

Empty

On Input

On Output

Array:

Skip Instructions: Goto RTWATER

Instrument SAS Name: RTGAS

Destination Data Set: ERNT

Field

RTWATER
BRENT02.RTWATER

Description: rental payment include piped in water

Form Pane Label: Includes piped in water

SAS Name: RTWATER

Tag Name: RTWATER

Inherited Universe:

Universe: RTGAS = 1, 2, DK or RF

Universe Description:

Question Text:  8

• Repeat if necessary

Does the rental payment include the cost of -

... Piped in water?

Type: Enumerated

Length: 1

Answer List: TYesNo

Value:	Mnemonic:	Description:
1	Yes	Yes
2	No	No

- Don't Know
- Refuse
- Empty

- On Input
- On Output

Array:

Skip Instructions: Goto RTHEAT

Instrument SAS Name: RTWATER

Destination Data Set: ERNT

RTHEAT

Field

BRENT02.RTHEAT

Description: Rental payment include heating

Form Pane Label: Includes heating

SAS Name: RTHEAT

Tag Name: RTHEAT

Inherited Universe:

Universe: RTWATER = 1, 2, DK or RF

Universe Description:

Question Text:  8

• Repeat if necessary

Does the rental payment include the cost of -

. . . . Heating?

Type: Enumerated

Length: 1

Answer List: TYesNo

Value:	Mnemonic:	Description:
1	Yes	Yes
2	No	No

- Don't Know
- Refuse
- Empty

- On Input
- On Output

Array:

Skip Instructions: Goto RTTRASH

Instrument SAS Name: RTHEAT

Destination Data Set: ERNT

Field

RTTRASH
BRENT02.RTTRASH

Description: Rental payment include trash/garbage collection

Form Pane Label: Includes trash collect

SAS Name: RTTRASH

Tag Name: RTTRASH

Inherited Universe:

Universe: RTHEAT = 1, 2, DK or RF

Universe Description:

Question Text:  8

• Repeat if necessary

Does the rental payment include the cost of -

... Trash or garbage collection?

Type: Enumerated

Length: 1

Answer List: TYesNo

Value:	Mnemonic:	Description:
1	Yes	Yes
2	No	No

- Don't Know
- Refuse
- Empty

- On Input
- On Output

Array:

Skip Instructions: Goto RTPARK

Instrument SAS Name: RTTRASH

Destination Data Set: ERNT

RTPARK

Field

BRENT02.RTPARK

Description: Rental payment include garage and parking facilities

Form Pane Label: Includes park facility

SAS Name: RTPARK

Tag Name: RTPARK

Inherited Universe:

Universe: RTTRASH = 1, 2, DK or RF

Universe Description:

Question Text:  8

• Repeat if necessary

Does the rental payment include the cost of -

. . . Garage and parking facilities?

Type: Enumerated

Length: 1

Answer List: TYesNo

Value:	Mnemonic:	Description:
1	Yes	Yes
2	No	No

- Don't Know
- Refuse
- Empty

- On Input
- On Output

Array:

Skip Instructions: Goto RTTELEPH

Instrument SAS Name: RTPARK

Destination Data Set: ERNT

Field

RTTELEPH
BRENT02.RTTELEPH

Description: Rental payment includes telephone services

Form Pane Label: Includes telephone services

SAS Name: RTTELEPH

Tag Name: RTTELEPH

Inherited Universe:

Universe: RTPARK = 1, 2, DK or RF

Universe Description:

Question Text:  8

• Repeat if necessary

Does the rental payment include the cost of -

. . . Telephone services?

Type: Enumerated

Length: 1

Answer List: TYesNo

Value:	Mnemonic:	Description:
1	Yes	Yes
2	No	No

Don't Know
 Refuse
 Empty

On Input
 On Output

Array:

Skip Instructions: Goto RTTVCABL

Instrument SAS Name: RTTELEPH

Destination Data Set: ERNT

Field

RTTVCABL
BRENT02.RTTVCABL

Description: Rental payment includes television services

Form Pane Label: Includes television services

SAS Name: RTTVCABL

Tag Name: RTTVCABL

Inherited Universe:

Universe: RTTELEPH = 1, 2, DK or RF

Universe Description:

Question Text:  8

• Repeat if necessary

Does the rental payment include the cost of -

... Television services?

Type: Enumerated

Length: 1

Answer List: TYesNo

Value:	Mnemonic:	Description:
1	Yes	Yes
2	No	No

- Don't Know
- Refuse
- Empty

- On Input
- On Output

Array:

Skip Instructions: Goto RTINTRNT

Instrument SAS Name: RTTVCABL

Destination Data Set: ERNT

RTINTRNT

Field

BRENT02.RTINTRNT

Description: Rental payment includes internet services

Form Pane Label: Includes internet services

SAS Name: RTINTRNT

Tag Name: RTINTRNT

Inherited Universe:

Universe: RTTVCABL = 1, 2, DK or RF

Universe Description:

Question Text:  8

[Repeat if necessary](#)

**Does the rental payment include the cost of -
... Internet services?**

Type: Enumerated
Length: 1

Answer List: TYesNo

Value:	Mnemonic:	Description:
1	Yes	Yes
2	No	No

- Don't Know
- Refuse
- Empty

- On Input
- On Output

Array:

Skip Instructions: Goto RTFUNSH

Instrument SAS Name: RTINTRNT

Destination Data Set: ERNT

RTFUNSH

BRENT02.RTFUNSH

Field

Description: Rental payment includes household furnishings

Form Pane Label: Includes furniture

SAS Name: RTFUNSH

Tag Name: RTFUNSH

Inherited Universe:

Universe: RTINTRNT = 1, 2, DK or RF

Universe Description:

Question Text:  8

◆ Repeat if necessary

Does the rental payment include the cost of -

... Furniture?

Type: Enumerated

Length: 1

Answer List: TYesNo

Value:	Mnemonic:	Description:
1	Yes	Yes
2	No	No

- Don't Know
- Refuse
- Empty

- On Input
- On Output

Array:

Skip Instructions: Goto RTASPAY

Instrument SAS Name: RTFUNSH

Destination Data Set: ERNT

Field

RTASPAY
BRENT02.RTASPAY

Description: Receive reduced or free rent

Form Pane Label: Reduced/free rent

SAS Name: RTASPAY

Tag Name: RTASPAY

Inherited Universe:

Universe: (RTFUNSH = 1, 2, DK or RF) OR (SAMP_UN = 1 and RENTED = 2) OR
(SAMP_UN = 1 and STLRENT = 2)

Universe Description:

Question Text: Did ^YOU_ANYMEM receive any reduced or free rent for
this unit as a form of pay since the first of ^REF_MONTH?

Fills: YOU_ANYMEM

Instructions: IF NUMHOUSE = 1 then fill "you"
ELSE fill "you or any members of your household"

Fills: REF_MONTH

Instructions: Set REF_MONTH = 3 months before the interview.
Calculated by taking the INTPER from record type 10 to come up with the base
month to start from.

Type: Enumerated

Length: 1

Answer List: TYesNo

Value:	Mnemonic:	Description:
1	Yes	Yes
2	No	No

- Don't Know
- Refuse
- Empty

On Input

On Output

Array:

Skip Instructions: 1: Goto RTCOMPX

2,DK,RF: IF BCeintro.BUSCREEN ne 2 then goto RTBSNS
ELSEIF BCeintro.BUSCREEN = 2 AND (PSU = 06001,
06013, 06037, 06041, 06059, 06065, 06071, 06081,
06073, 06075, 06087, 06097, 11001, 24021, 24043,
34003, 34013, 34017, 34023, 34027, 34031, 34037,
36005, 36047, 36059, 36061, 36081, 36085, 36087,
36103, 36119) then goto RENTCONT

ELSE goto MORERNT

Instrument SAS Name: RTASPAY

Destination Data Set: ERNT

Field

RTCOMPX
BRENT02.RTCOMPX

Description: rental charge to another tenant

Form Pane Label: Rent for similar unit

SAS Name: RTCOMPX

Tag Name: RTCOMPX

Inherited Universe:

Universe: RTASPAY = 1

Universe Description:

Question Text: What is the current monthly rental charge to another tenant for a similar unit?

Type: Integer

Length: 7

Min: 1

Max: 999999

Don't Know

Refuse

Empty

On Input

On Output

Array:

Special Instructions: Display a \$ and a comma in the entry field.

Skip Instructions: 0-999999: IF RTCOMPX lt 100 or gt 1550 then goto ERR1_RTCOMPX
ELSE goto REGRNTX

DK,RF: Goto REGRNTX

Instrument SAS Name: RTCOMPX

Destination Data Set: ERNT

ERR1_RTCOMPX
BRENT02.ERR1_RTCOMPX

Check

Description: Out of Range Check

Inherited Universe:

Universe: (RTCOMPX lt 100 OR gt 1550) AND RTCOMPX <> DK AND
RTCOMPX <> RF

Universe Description:

Text: * THE VALUE ENTERED IS UNUSUALLY HIGH OR LOW

PLEASE VERIFY AND IF CORRECT, ENTER ITEM LEVEL NOTE

Check Instructions: IF suppressed then set RTCOMPX_ = A1

Type: Soft

Skip Instructions: Suppress: Goto REGRNTX

All others, go back to RTCOMPX

Field

REGRNTX
BRENT02.REGRNTX

Description: Regular rental payment

Form Pane Label: Regular Rent

SAS Name: REGRNTX

Tag Name: REGRNTX

Inherited Universe:

Universe: RTCOMPX = 1-999999, DK or RF

Universe Description:

Question Text: What is your regular rental payment?

Type: Integer

Length: 7

Min: 0

Max: 999999

Don't Know

Refuse

Empty

On Input

On Output

Array:

Special Instructions: Display a \$ and comma in the answer pane.

Skip Instructions: 0-999999: IF REGRNTX gt 1463 then goto ERR1_REGRNTX
ELSEIF BCeintro.BUSCREEN <> 2 then goto RTBSNS
ELSEIF BCeintro.BUSCREEN = 2 AND (PSU = 06001,
06013, 06037, 06041, 06059, 06065, 06071, 06081,
06073, 06075, 06087, 06097, 11001, 24021, 24043,
34003, 34013, 34017, 34023, 34027, 34031, 34037,
36005, 36047, 36059, 36061, 36081, 36085, 36087,
36103, 36119) then goto RENTCONT
ELSE goto MORERNT

DK,RF: IF BCeintro.BUSCREEN <> 2 then goto RTBSNS
ELSEIF BCeintro.BUSCREEN = 2 AND (PSU = 06001,

06013, 06037, 06041, 06059, 06065, 06071, 06081,
06073, 06075, 06087, 06097, 11001, 24021, 24043,
34003, 34013, 34017, 34023, 34027, 34031, 34037,
36005, 36047, 36059, 36061, 36081, 36085, 36087,
36103, 36119) then goto RENTCONT

ELSE goto MORERNT

Instrument SAS Name: REGRNTX

Destination Data Set: ERNT

Check

ERR1_REGRNTX
BRENT02.ERR1_REGRNTX

Description: Out of Range Check

Inherited Universe:

Universe: REGRNTX gt 1463 AND REGRNTX <> DK AND REGRNTX <> RF

Universe Description:

Text: * THE VALUE ENTERED IS UNUSUALLY HIGH OR LOW

PLEASE VERIFY AND IF CORRECT, ENTER ITEM LEVEL NOTE

Check Instructions: IF suppressed then set REGRNTX_ = A1

Type: Soft

Skip Instructions: Suppress: IF BCeintro.BUSCREEN <> 2 then goto RTBSNS
ELSEIF BCeintro.BUSCREEN = 2 AND (PSU = 06001,
06013, 06037, 06041, 06059, 06065, 06071, 06081,
06073, 06075, 06087, 06097, 11001, 24021, 24043,
34003, 34013, 34017, 34023, 34027, 34031, 34037,
36005, 36047, 36059, 36061, 36081, 36085, 36087,
36103, 36119) then goto RENTCONT
ELSE goto MORERNT

All others, go back to REGRNTX

RTBSNS

Field

BRENT02.RTBSNS

Description: Any portion used for own business

Form Pane Label: Used for own busin?

SAS Name: RTBSNS

Tag Name: RTBSNS

Inherited Universe:

Universe: BCentro.BUSCREEN <> 2 AND
((REGRNTX = 0-999999, DK or RF) OR (RTASPAY = 2, DK or RF))

Universe Description:

Question Text: Is any portion of this unit used for your own business?

Type: Enumerated

Length: 1

Answer List: TYesNo

Value:	Mnemonic:	Description:
1	Yes	Yes
2	No	No

- Don't Know
- Refuse
- Empty

- On Input
- On Output

Array:

Skip Instructions: 1: Goto RTBSNSZ

2: IF STLRENT = 2 AND RTASPAY = 2 then goto CK_RTBSNS
ELSEIF (PSU = 06001, 06013, 06037, 06041, 06059, 06065, 06071, 06073,
06075, 06081, 06087, 06097, 11001,
24021, 24043, 34003, 34013, 34017,34023, 34027,
34031, 34037, 36005, 36047,36059, 36061, 36081,
36085, 36087, 36103, 36119) goto RENTCONT
ELSE goto MORERNT


```
DK,RF:  IF (PSU = 06001, 06013, 06037, 06041, 06059, 06065, 06071, 06073,  
06075, 06081, 06087, 06097, 11001,  
24021, 24043, 34003, 34013, 34017,34023, 34027,  
34031, 34037, 36005, 36047,36059, 36061, 36081,  
36085, 36087, 36103, 36119) goto RENTCONT  
ELSE goto MORERNT
```

Instrument SAS Name: RTBSNS

Destination Data Set: ERNT

CK_RTBSNS
BRENT02.CK_RTBSNS

Check

Description: Respondent does not own or rent the Sample Unit

Inherited Universe:

Universe: STLRENT = 2 AND RTASPAY = 2 AND RTBSNS = 2

Universe Description:

Text: ♦ The respondent has reported neither renting nor owning the sample unit.
If the sample unit is being purchased, change STLRENT to 3, else suppress this edit.

Check Instructions:

Type: Soft

Skip Instructions: Suppress: IF PSU = 06001, 06013, 06037, 06041, 06059, 06065, 06071, 06073,
06075, 06081, 06087, 06097,
11001, 24021, 24043, 34003, 34013, 34017,
34023, 34027, 34031, 34037, 36005, 36047,
36059, 36061, 36081, 36085, 36087, 36103,
36119, then goto RENTCONT
ELSE goto MORERNT

All others, go back to RTBSNS

Field

RTBSNSZ
BRENT02.RTBSNSZ

Description: % rental payment counted as business expense

Form Pane Label: % business exp

SAS Name: RTBSNSZ

Tag Name: RTBSNSZ

Inherited Universe:

Universe: RTBSNS = 1

Universe Description:

Question Text: What percent of the rental payment is counted as a business expense?

✦ Enter to the nearest whole percent.

Type: Integer

Length: 3

Min: 1

Max: 100

Don't Know

Refuse

Empty

On Input

On Output

Array:

Skip Instructions: 1-99,DK,RF: IF (PSU = 06001, 06013, 06037, 06041, 06059, 06065, 06071,
06073, 06075, 06081, 06087, 06097, 11001, 24021,
24043, 34003, 34013, 34017, 34023, 34027,
34031, 34037, 36005, 36047, 36059, 36061,
36081, 36085, 36087, 36103,36119),
goto RENTCONT
ELSE goto MORERNT

100: Goto ERR2_RTBSNSZ

Instrument SAS Name: RTBSNSZ

Destination Data Set: ERNT

Check

ERR2_RTBSNSZ
BRENT02.ERR2_RTBSNSZ

Description: 100% entered

Inherited Universe:

Universe: RTBSNSZ = 100

Universe Description:

Text: * 100% WAS ENTERED. PLEASE VERIFY.

Check Instructions:

Type: Soft

Skip Instructions: Suppress: IF (PSU = 06001, 06013, 06037, 06041, 06059, 06065, 06071,
06073, 06075, 06081, 06087, 06097, 11001, 24021, 24043,
34003, 34013, 34017, 34023, 34027, 34031,
34037, 36005, 36047, 36059, 36061, 36081,
36085, 36087, 36103, 36119)
goto RENTCONT
ELSE goto MORERNT

All others, go back to RTBSNSZ

RENTCONT

BRENT02.RENTCONT

Field

Description: Rent control

Form Pane Label: Rent control

SAS Name: RENTCONT

Tag Name: RENTCONT

Inherited Universe:

Universe: (PSU = 06001, 06013, 06037, 06041, 06059, 06065, 06071, \
06073, 06075, 06081, 06087, 06097, 11001, 24021, \
24043, 34003, 34013, 34017, 34023, 34027, 34031, \
34037, 36005, 36047, 36059, 36061, 36081, 36085, \
36087, 36103, 36119) \
AND (RTASPAY = 1, 2, DK or RF)

Universe Description:

Question Text: Is this unit under rent control?

Type: Enumerated

Length: 1

Answer List: TYesNo

Value:	Mnemonic:	Description:
1	Yes	Yes
2	No	No

Don't Know
 Refuse
 Empty

On Input
 On Output

Array:

Skip Instructions: Goto MORERNT

Instrument SAS Name: RENTCONT

Destination Data Set: ERNT

MORERNT
BRENT02.MORERNT

Field

Description: Rented any more living spaces?

Form Pane Label: Any more

SAS Name: MORERNT

Tag Name: MORERNT

Inherited Universe:

Universe: RTASPAY = 1, 2, DK or RF

Universe Description:

Question Text: Since the first of ^REF_MONTH, have ^YOU_ANYMEM rented any other houses, apartments, or temporary living quarters NOT used entirely for business or vacation?

✦ Do NOT include college or university regulated housing.

Fills: REF_MONTH

Instructions: Set REF_MONTH = 3 months before the interview.
Calculated by taking the INTPER from record type 10 to come up with the base month to start from.

Fills: YOU_ANYMEM

Instructions: IF NUMHOUSE = 1 then fill "you"
ELSE fill "you or any members of your household"

Type: Enumerated

Length: 1

Answer List: TYesNo

Value:	Mnemonic:	Description:
1	Yes	Yes
2	No	No

- Don't Know
- Refuse
- Empty

On Input

On Output

- Store Instructions:**
1. Store 1 in RNT_ORIG.
 2. Store 1 in RNT_STAT.
 3. If entry of 1 then set SAMP_UN to 2 for this property.

Array:

- Skip Instructions:**
- 1: Goto RENTX1
 - 2,DK,RF: Goto S2_END

Instrument SAS Name: MORERNT

Destination Data Set: ERNT

SAMP_UN
BRENT02.SAMP_UN

Field

Description: Is this the sample unit?
(1 = rented sample unit, 2 = rented other property)

Form Pane Label:

SAS Name: SAMP_UN

Tag Name:

Inherited Universe:

Universe:

Universe Description:

Question Text:

Type: Integer

Length: 1

Min: 1

Max: 2

- Don't Know
- Refuse
- Empty

- On Input
- On Output

Array:

Special Instructions: See STLRENT, RENTED, MORERENT and ANYRENT for how to set this field.

Valid Values: 1 = Sample Unit
2 = other rented property
(property level variable)

Instrument SAS Name: SAMP_UN

Destination Data Set: ERNT

Field

RENTX1_
BRENT02.RENTX1_

Description: Range edit flag for RENTX1

Form Pane Label:

SAS Name: RENTX1_

Tag Name:

Inherited Universe:

Universe:

Universe Description:

Question Text:

Type: String

Length: 2

- Don't Know
- Refuse
- Empty

- On Input
- On Output

Array:

Special Instructions: Note: see ERR1_RENTX1 for how to set this field.

Valid Values: A1 = Range edit failed
(ERR1 check was suppressed)
Blank = Range edit passed

Instrument SAS Name: RENTX1_

Destination Data Set: ERNT

RENTX2_
BRENT02.RENTX2_

Field

Description: Range edit flag for RENTX2

Form Pane Label:

SAS Name: RENTX2_

Tag Name:

Inherited Universe:

Universe:

Universe Description:

Question Text:

Type: String

Length: 2

- Don't Know
- Refuse
- Empty

- On Input
- On Output

Array:

Special Instructions: Note: See ERR1_RENTX2 for how to set this field.

Valid Values: A1 = Range edit failed
(ERR1 check was suppressed)

Blank = Range edit passed

Instrument SAS Name: RENTX2_

Destination Data Set: ERNT

Field

RENTX3_
BRENT02.RENTX3_

Description: Range edit flag for RENTX3

Form Pane Label:

SAS Name: RENTX3_

Tag Name:

Inherited Universe:

Universe:

Universe Description:

Question Text:

Type: String

Length: 2

- Don't Know
- Refuse
- Empty

- On Input
- On Output

Array:

Special Instructions: Note: See ERR1_RENTX3 for how to set this field.

Valid Values: A1 = Range edit failed
(ERR1 check was suppressed)

Blank = Range edit passed

Instrument SAS Name: RENTX3_

Destination Data Set: ERNT

REGRNTX_
BRENT02.REGRNTX_

Field

Description: Range edit flag for REGRNTX

Form Pane Label:

SAS Name: REGRNTX_

Tag Name:

Inherited Universe:

Universe:

Universe Description:

Question Text:

Type: String

Length: 2

- Don't Know
- Refuse
- Empty

- On Input
- On Output

Array:

Special Instructions: Note: See ERR1_REGRNTX for how to set this field.

Valid Values: A1 = Range edit failed
(ERR1 check was suppressed)
Blank = Range edit passed

Instrument SAS Name: REGRNTX_

Destination Data Set: ERNT

Field

RTCOMPX_
BRENT02.RTCOMPX_

Description: Range edit flag for RTCOMPX

Form Pane Label:

SAS Name: RTCOMPX_

Tag Name:

Inherited Universe:

Universe:

Universe Description:

Question Text:

Type: String

Length: 2

- Don't Know
- Refuse
- Empty

- On Input
- On Output

Array:

Special Instructions: Note: See ERR1_RTCOMPX for how to set this field.

Valid Values: A1 = Range edit failed
(ERR1 check was suppressed)
Blank = Range edit passed

Instrument SAS Name: RTCOMPX_

Destination Data Set: ERNT

RNT_STAT
BRENT02.RNT_STAT

Field

Description: Record Status

Form Pane Label:

SAS Name: REC_STAT

Tag Name:

Inherited Universe:

Universe:

Universe Description:

Question Text:

Type: String

Length: 1

- Don't Know
- Refuse
- Empty

- On Input
- On Output

Array:

Special Instructions: Valid Value: 1 = Active record

Instrument SAS Name: RNT_STAT

Destination Data Set: ERNT

Field

RNT_ORIG
BRENT02.RNT_ORIG

Description: Record Origin

Form Pane Label:

SAS Name: REC_ORIG

Tag Name:

Inherited Universe:

Universe:

Universe Description:

Question Text:

Type: String

Length: 1

- Don't Know
- Refuse
- Empty

- On Input
- On Output

Array:

Special Instructions: Valid Value: 1 = Data from current month interview

Instrument SAS Name: RNT_ORIG

Destination Data Set: ERNT

S2_END

S2_END

Field

Description: End of Section 2

Form Pane Label:

SAS Name:

Tag Name:

Inherited Universe:

Universe: (MORERNT = 2, DK or RF) OR (MORERENT = 2, DK or RF)

Universe Description:

Question Text:

Type: Classification

Length: 0

Don't Know

Refuse

Empty

On Input

On Output

Store Instructions: IF (MORERNT = 2, DK or RF) OR (MORERENT = 2, DK or RF)
then set section complete flag. -
(Store "Yes" in Sectcomp(2))

Array:

Skip Instructions: Goto Section 3 - BSECT3

Field

SWIMPOOL
SWIMPOOL

Description: Have a swimming pool

Form Pane Label:

SAS Name: SWIMPOOL

Tag Name:

Inherited Universe:

Universe:

Universe Description:

Question Text:

Type: String

Length: 2

- Don't Know
- Refuse
- Empty

- On Input
- On Output

Array:

Special Instructions: NOTE: See UNITFEAT for the setting of this field

Valid Values: 01 = Swimming pool

98 = Refused

Blank = no swimming pool

Instrument SAS Name: SWIMPOOL

Destination Data Set: RNT2

OFSTPARK

OFSTPARK

Field

Description: Have off street parking

Form Pane Label:

SAS Name: OFSTPARK

Tag Name:

Inherited Universe:

Universe:

Universe Description:

Question Text:

Type: String

Length: 2

- Don't Know
- Refuse
- Empty

- On Input
- On Output

Array:

Special Instructions: NOTE: See UNITFEAT for the setting of this field

Valid Values: 02 = Off street parking
98 = Refused
Blank = no off street parking

Instrument SAS Name: OFSTPARK

Destination Data Set: RNT2

Field

PORCH
PORCH

Description: Have a porch, terrace, patio or balcony

Form Pane Label:

SAS Name: PORCH

Tag Name:

Inherited Universe:

Universe:

Universe Description:

Question Text:

Type: String

Length: 2

- Don't Know
- Refuse
- Empty

- On Input
- On Output

Array:

Special Instructions: NOTE: See UNITFEAT for the setting of this field

Valid Values: 03 = Porch
98 = Refused
Blank = no porch

Instrument SAS Name: PORCH

Destination Data Set: RNT2

APTMENT

Field

APTMENT

Description: Have an apartment or guest house

Form Pane Label:

SAS Name: APTMENT

Tag Name:

Inherited Universe:

Universe:

Universe Description:

Question Text:

Type: String

Length: 2

- Don't Know
- Refuse
- Empty

- On Input
- On Output

Array:

Special Instructions: NOTE: See UNITFEAT for the setting of this field

Valid Values: 04 = Apartment or guest house

98 = Refused

Blank = no apartment/guest house

Instrument SAS Name: APTMENT

Destination Data Set: RNT2

Field

CNTRALAC
CNTRALAC

Description: Have central air conditioning

Form Pane Label:

SAS Name: CNTRALAC

Tag Name:

Inherited Universe:

Universe:

Universe Description:

Question Text:

Type: String

Length: 2

- Don't Know
- Refuse
- Empty

- On Input
- On Output

Array:

Special Instructions: NOTE: See UNITFEAT for the setting of this field

Valid Values: 05 = Central AC
98 = Refused
Blank = no central AC

Instrument SAS Name: CNTRALAC

Destination Data Set: RNT2

WINDOWAC

WINDOWAC

Field

Description: Have window air conditioning

Form Pane Label:

SAS Name: WINDOWAC

Tag Name:

Inherited Universe:

Universe:

Universe Description:

Question Text:

Type: String

Length: 2

- Don't Know
- Refuse
- Empty

- On Input
- On Output

Array:

Special Instructions: NOTE: See UNITFEAT for the setting of this field

Valid Values: 06 = Window AC unit
98 = Refused
Blank = no window AC unit

Instrument SAS Name: WINDOWAC

Destination Data Set: RNT2

Field

DNTKNOW
DNTKNOW

Description: Don't know if unit has any of the above

Form Pane Label:

SAS Name: DONTKNOW

Tag Name:

Inherited Universe:

Universe:

Universe Description:

Question Text:

Type: String

Length: 2

- Don't Know
- Refuse
- Empty

- On Input
- On Output

Array:

Special Instructions: NOTE: See UNITFEAT for the setting of this field

Valid Values: 07 = Don't know

98 = Refused

Blank = Don't know not selected

Instrument SAS Name: DNTKNOW

Destination Data Set: RNT2

SOLARPNL

SOLARPNL

Field

Description: Unit has Solar Panels

Form Pane Label:

SAS Name: SOLARPNL

Tag Name:

Inherited Universe:

Universe:

Universe Description:

Question Text:

Type: String

Length: 2

- Don't Know
- Refuse
- Empty

- On Input
- On Output

Array:

Special Instructions: NOTE: See UNITFEAT for the setting of this field

Valid Values: 08 = Don't know

98 = Refused

Blank = Solar Panels not selected

Instrument SAS Name: SOLARPNL

Destination Data Set: RNT2

Field

RNT2_ORIG
RNT2_ORIG

Description: Origin variable for historical/2nd record data

Form Pane Label:

SAS Name:

Tag Name:

Inherited Universe:

Universe:

Universe Description:

Question Text:

Type: String

Length: 1

Don't Know

Refuse

Empty

On Input

On Output

Array:

Special Instructions: NOTE: Only set for records on the SCIF.

Valid Values: 4 = data from previous quarter(s)

Instrument SAS Name: RNT2_ORIG

Destination Data Set: RNT2

I_UNITFEAT1

I_UNITFEAT1

Field

Description: Does this unit have any off street parking, swimming pool, etc

Form Pane Label:

SAS Name:

Tag Name:

Inherited Universe:

Universe:

Universe Description:

Question Text:

Type: String

Length: 2

- Don't Know
- Refuse
- Empty

- On Input
- On Output

Array:

Special Instructions: Set from 8500.UNITFEAT1 (See Setup Specifications)

Instrument SAS Name: I_UNITFEAT1

Destination Data Set: RNT2

Field

I_YRBUILT
I_YRBUILT

Description: About when was this building originally built?

Form Pane Label:

SAS Name:

Tag Name:

Inherited Universe:

Universe:

Universe Description:

Question Text:

Type: Integer

Length: 5

Min: 1700

Max: 9999

Don't Know

Refuse

Empty

On Input

On Output

Array:

Special Instructions: Set from 8500.YRBUILT (See Setup Specifications)

Instrument SAS Name: I_YRBUILT

Destination Data Set: RNT2

I_INCLDRYR

I_INCLDRYR

Field

Description: Included clothes dryer

Form Pane Label:

SAS Name:

Tag Name:

Inherited Universe:

Universe:

Universe Description:

Question Text:

Type: Enumerated

Length: 1

Answer List: TYesNo

Value:	Mnemonic:	Description:
1	Yes	Yes
2	No	No

- Don't Know
- Refuse
- Empty

- On Input
- On Output

Array:

Special Instructions: Set from 8500.INCLDRYR (See Setup Specifications)

Instrument SAS Name: I_INCLDRYR

Destination Data Set: RNT2

Block

BSECT3
BSECT3

Description: Owned Properties

Tab Name:

Fly Over Name:

Universe Type: If

Inherited Universe:

Universe: (BSect02.S2_END = 1) OR \
(There are records on input with 8500.OPB_STAT = 1)

Universe Description:

Array:

Block Instructions: Prechart: Do not display disposed of properties \
(IOPBSTAT = 3)\

\
Prop # |Description |Type |# Mort|# LSHEL |#LCHEL\
\

Display the following in the Description column of the PRECHART (for all precharts in
Section 3):\

\
If property type = 100, display "SU\
If property type = 200, display "Former home\
If property type = 300, display "Vac or sec home\
If property type = 400, display "Unimproved land\
If property type = 500, display "Other property\
If property type = 600, display "Residential \
business property"

S3_INTRO

S3_INTRO

Field

Description: Section 3 Introduction

Form Pane Label: Introduction

SAS Name:

Tag Name: S3_INTRO

Inherited Universe:

Universe:

Universe Description: All who get Section 3

Question Text: ^fill_Intro

[Prop # | Description | Type | # Mort | # LSHEL | # LCHEL](#)

Fills: fill_Intro

Instructions: IF there are properties on the inventory chart where 8500.OPB_STAT = 1 then fill

"Now I am going to update the information you provided in the last interview for owned living quarters and other owned real estate."

ELSE fill "Now I am going to ask about owned living quarters and other owned real estate."

Type: Enumerated

Length: 1

Answer List: TContinue

Value:	Mnemonic:	Description:
1	Continue	Enter 1 to Continue

- Don't Know
- Refuse
- Empty

- On Input
- On Output

Array:

Skip Instructions: IF INTNMBR = 2-5 AND NEWCU <> 1 then goto BSect3A1

ELSE goto BSect3A2

Instrument SAS Name: S3_INTRO

BSECT3A1

BSECT3A1

Block

Description: Questions for returning cases with previously collected properties or previously completed section 2/3.

Tab Name:
Fly Over Name:
Universe Type: If

Inherited Universe:

Universe: (INTNMBR = 2-4) AND
(Prechart is not blank or 8500.SECTCOMP23 = 1)

Universe Description: Returning case where properties were previously collected or Sections 2 and 3 where previously completed.

Array:

Block Instructions:

Block

BCurrentProps
BSECT3A1.BCurrentProps

Description: Inventory/Update questions for previously collected properties

Tab Name:

Fly Over Name:

Universe Type: While

Inherited Universe:

Universe: 8500.OPB_STAT <> 3 AND 8500.PROP_NOB <> EMPTY

Universe Description: Ask the questions in this block/subblocks for all "good" properties from the SCIF

Array:

Block Instructions: NOTE: Array positions for this block match property \ numbers (PROP_NOB). For example, the data for \ property 2 will be located in \ Sect03.Sect3A1.CurrentProps[2] even if it is the \ 1st "good" property.

TStillOwn

Block

BSECT3A1.BCurrentProps.TStillOwn

Description: Update questions on previously collected Properties

Tab Name:

Fly Over Name:

Universe Type: If

Inherited Universe:

Universe:

Universe Description:

Array:

- Block Instructions:**
1. For the inventory table, the first 5 columns should be pre-filled with data from the input file.
\
8500.PROP_NOB (property number)\
8500.PROPDESC (description of property)\
8500.PROPTYPE (property type)\
8500.HWMNYMRT + 8500.HWMNYLSL (#mort/lshel: this field \
combines number of LOANTYPE1 and LOANTYPE2)\
8500.HWMNYLOC (# of line of credit home equity loans)\
\
2. Do not display previously disposed of properties \
(8500.OPB_STAT = 3)\
\
3. Gray out the first 5 columns. They should be "show" only.\
\
4. Place the cursor on the 6th column (STILOWN). \
This is the 1st question to be asked.\
\
5. Max number of grid lines = 48\
\
6. Max number of grid lines = 48

Block

Brow

BSECT3A1.BCurrentProps.TStillOwn.Brow

Description: Still own and business expense questions for previously reported "good" properties.

Tab Name:

Fly Over Name:

Universe Type: If

Inherited Universe:

Universe: 8500.OPB_STAT = 1 for this record

Universe Description:

Array:

Block Instructions:

PROP_NOJ

Field

BSECT3A1.BCurrentProps.TStillOwn.Brow.PROP_NOJ

Description: Property number for loan

Form Pane Label:

SAS Name:

Tag Name:

Inherited Universe:

Universe:

Universe Description:

Question Text:

Type: String

Length: 2

- Don't Know
- Refuse
- Empty

- On Input
- On Output

Store Instructions: Set PROP_NOJ = 8500.PROP_NOB

Array:

Special Instructions: Valid Values: 1-99

Instrument SAS Name: PROP_NOJ

Destination Data Set: EOPB

Field

PropDes

BSECT3A1.BCurrentProps.TStillOwn.Brow.PropDes

Description: 8500 Property Description - SHOW ONLY

Form Pane Label: Description

SAS Name:

Tag Name:

Inherited Universe:

Universe:

Universe Description:

Question Text: ** SHOW ONLY **

Type: String

Length: 30

Don't Know

Refuse

Empty

On Input

On Output

Store Instructions: Set PropDesc = 8500.PROPDESC

Array:

PropTyp

Field

BSECT3A1.BCurrentProps.TStillOwn.Brow.PropTyp

Description: 8500 Property Type - SHOW ONLY

Form Pane Label: Type

SAS Name:

Tag Name:

Inherited Universe:

Universe:

Universe Description:

Question Text: ** SHOW ONLY **

Type: Enumerated

Length: 1

Answer List: TPROPTYPE

Value:	Mnemonic:	Description:
1	Condo	Condominium
2	Coop	Cooperative
3	Something	Something else

- Don't Know
- Refuse
- Empty

- On Input
- On Output

Store Instructions: Set PropTyp = 8500.PROPTYPE

Array:

Field

I_Loannum

BSECT3A1.BCurrentProps.TStillOwn.Brow.I_Loannum

Description: Number of 8500 mortgages/Lshels - SHOW ONLY

Form Pane Label: #mort/lshel

SAS Name:

Tag Name:

Inherited Universe:

Universe:

Universe Description:

Question Text: ** SHOW ONLY **

Type: Integer

Length: 2

Min: 1

Max: 20

- Don't Know
- Refuse
- Empty

- On Input
- On Output

Store Instructions: Set I_Loannum = 8500.HWMNYMRT + 8500.HWMNYLSL

Array:

AuxLochelnum

Field

BSECT3A1.BCurrentProps.TStillOwn.Brow.AuxLochelnum

Description: Number of 8500 Lochels - SHOW ONLY

Form Pane Label: # lochel

SAS Name:

Tag Name:

Inherited Universe:

Universe:

Universe Description:

Question Text: ** SHOW ONLY **

Type: Integer

Length: 1

Min: 1

Max: 6

Don't Know

Refuse

Empty

On Input

On Output

Store Instructions: Set AuxLochelnum = 8500.HWMNYLOC

Array:

Field

STILOWN

BSECT3A1.BCurrentProps.TStillOwn.Brow.STILOWN

Description: Still own property

Form Pane Label: Still own

SAS Name: STILOWN

Tag Name: STILOWN

Inherited Universe:

Universe:

Universe Description: This is a "good" property. (Not previously deleted.)

Question Text: ^DoDoes_C ^YOU_YRCU still own your ^I_PROPDESC?

[Prop # | Description | Type | # Mort | # LSHEL | # LCHEL](#)

Fills: DoDoes_C

Instructions: IF NUMHOUSE = 1 then fill "Do"
ELSE fill "Does"

Fills: YOU_YRCU

Instructions: IF NUMHOUSE = 1 then fill "you"
ELSE fill "your household"

Fills: I_PROPDESC

Instructions: Fill entry in 8500.PROPDESC

Type: Enumerated

Length: 1

Answer List: TYesNo

Value:	Mnemonic:	Description:
1	Yes	Yes
2	No	No

- Don't Know
- Refuse
- Empty

On Input

On Output

Store Instructions: IF STILOWN = 2 then store 4 in OWNSTAT for this record
ELSE store 3 in OWNSTAT

Array:

Skip Instructions: 1,DK,RF: IF 8500.OWNYB = 600 then exit block and
goto BSECT3I.VAC_RNTQ
ELSEIF BCeintro.BUSCREEN = 2 AND (there are
previously reported loans with 8500.LOANTYPE = 1, 2 AND
8500.OPF_STAT = 1) then exit block and goto
BMCHANGE.Mchange
ELSEIF BCeintro.BUSCREEN = 2 AND
8500.HWMNYLOC >= 1 then exit block and goto
THomeEquity.PDLOAN2
ELSEIF BCeintro.BUSCREEN = 2 exit block and goto
TAddMort.ADDMORT
ELSE goto BSNSEXPA

2: IF 8500.OWNYB = 600 then exit block and goto PURPROP
ELSEIF BCeintro.BUSCREEN = 2 AND (there are
previously reported loans with 8500.LOANTYPE = 1, 2 AND
8500.OPF_STAT = 1) then exit block and goto
BMCHANGE.Mchange
ELSEIF BCeintro.BUSCREEN = 2 AND
8500.HWMNYLOC >= 1 then exit block and goto
THomeEquity.PDLOAN2
ELSEIF BCeintro.BUSCREEN = 2 exit block and goto
TAddMort.ADDMORT
ELSE goto BSNSEXPA

Instrument SAS Name: STILOWN

Destination Data Set: EOPB

Field

BSNSEXPA

BSECT3A1.BCurrentProps.TStillOwn.Brow.BSNSEXPA

Description: Any business expenses for this property

Form Pane Label: Business Exp

SAS Name: BSNSEXPA

Tag Name: BSNSEXPA

Inherited Universe:

Universe: (STILOWN = 1, 2, DK or RF) AND (8500.OWNYB <> 600) AND (BCeintro.BUSCREEN <> 2)

Universe Description:

Question Text: ^ARE_WERE any of the expenses for this property deducted as a farm, rental, or business expense?

[Prop # | Description | Type | # Mort | # LSHEL | # LCHEL](#)

Fills: ARE_WERE

Instructions: IF STILOWN = 1 then fill "Are"
ELSE fill "Were"

Type: Enumerated

Length: 1

Answer List: TYesNo

Value:	Mnemonic:	Description:
1	Yes	Yes
2	No	No

- Don't Know
- Refuse
- Empty

- On Input
- On Output

Array:

Skip Instructions: 1: Goto OBSNSZBA

2,DK,RF: IF there are previously reported loans with
8500.LOANTYPE = 1, 2 AND 8500.OPF_STAT = 1 then
exit block and goto BMCHANGE.Mchange
ELSEIF 8500.HWMNYLOC >= 1 then exit block and
goto THomeEquity.PDLOAN2
ELSE exit block and goto TAddMort.ADDMORT

Instrument SAS Name: BSNSEXPA

Destination Data Set: EOPB

Field

OBSNSZBA

BSECT3A1.BCurrentProps.TStillOwn.Brow.OBSNSZBA

Description: Percent of property expenses deducted for business

Form Pane Label: % Deducted

SAS Name: OBSNSZBA

Tag Name: OBSNSZBA

Inherited Universe:

Universe: BSNSEXPA = 1

Universe Description:

Question Text: What percent of the expenses for this property ^is_was2 deducted?
Include the portion used for business, farming, or rented to someone outside
the household.

[Prop # | Description | Type | # Mort | # LSHEL | # LCHEL](#)

Fills: is_was2

Instructions: IF STILOWN = 1 then fill "is"
ELSE fill "was"

Type: Integer

Length: 3

Min: 1

Max: 100

Don't Know

Refuse

Empty

On Input

On Output

Array:

Skip Instructions: 1-99,DK,RF: IF there are previously reported loans with
8500.LOANTYP = 1, 2 AND 8500.OPF_STAT = 1 then
exit block and goto BMCHANGE.Mchange
ELSEIF 8500.HWMNYLOC >= 1 then exit block and
goto THomeEquity.PDLOAN2
ELSE exit block and goto TAddMort.ADDMORT

100: Goto ERR2_OBSNSZBA

Instrument SAS Name: OBSNSZBA

Destination Data Set: EOPB

Check

ERR2_OBSNSZBA

BSECT3A1.BCurrentProps.TStillOwn.Brow.ERR2_OBSNSZBA

Description: 100 percent of expenses for this property were deducted

Inherited Universe:

Universe: OBSNSZBA = 100

Universe Description: 100 percent of expenses for this property were deducted

Text: * 100% WAS ENTERED

* PLEASE VERIFY

Check Instructions: IF Suppressed then set OWNSTAT = 5.

Type: Soft

Skip Instructions: Suppress: Exit block and goto S3CurrentProps_END

All others, go back to OBSNSZBA

MATCHID

Field

BSECT3A1.BCurrentProps.TStillOwn.Brow.MATCHID

Description: Property Match ID - Output Only Field

Form Pane Label:

SAS Name:

Tag Name:

Inherited Universe:

Universe:

Universe Description:

Question Text:

Type: Integer

Length: 2

Min: 1

Max: 99

- Don't Know
- Refuse
- Empty

On Input

On Output

Store Instructions: Set = 850002.MATCHID

Array:

Special Instructions: Set in Post processing and used for matching the current interview record to the previous quarter records.

Valid Values: 1-99

Instrument SAS Name: MATCHID

Destination Data Set: EOPB

Block

BMCHANGE
BSECT3A1.BCurrentProps.BMCHANGE

Description: Changes/Update questions for previously collected "good" mortgages or lump sum home equity loans

Tab Name:
Fly Over Name:
Universe Type: While

Inherited Universe:

Universe: (OBSNSZBA <> 100 OR (BSNSEXP = 2, DK or RF) OR BCeintro.BUSCREEN = 2) AND
((8500.HWMNYMRT + 8500.HWMNYLSL) <= ROW #)

Universe Description: This is a "good" property and there are "good" mortgages or lump sum home equity loans for this property

Array:

- Block Instructions:**
1. For the table, the first 5 fields should be pre-filled with data from the input file. Only display the loans for the current property.
8500.PROP_NOF (property number)
8500.PROPDESC (description of property from 3B)
8500.LOAN_NOF (loan number)
8500.LOANTYPE (loan type)
if 1, fill "MORT"
if 2, fill "LSHEL"
8500.MRTPMTX (amount)
 2. Do not display loans where 8500.OPF_STAT = 3
 3. Gray out the first 5 fields. They should be "show" only.
 4. Place the cursor on the sixth field, MCHANGE.
This is the first question to be asked.

PROP_NOJ

Field

BSECT3A1.BCurrentProps.BMCHANGE.PROP_NOJ

Description: 8500 Property Number - SHOW ONLY

Form Pane Label: Prop #

SAS Name:

Tag Name:

Inherited Universe:

Universe:

Universe Description:

Question Text: ** SHOW ONLY **

Type: Integer

Length: 2

Min: 1

Max: 20

- Don't Know
- Refuse
- Empty

- On Input
- On Output

Store Instructions: Set PROP_NOJ = 8500.PROP_NOB

Array:

Instrument SAS Name: PROP_NOJ

Destination Data Set: EOPF

Field

PROPDES

BSECT3A1.BCurrentProps.BMCHANGE.PROPDES

Description: 8500 Property Description - SHOW ONLY

Form Pane Label: Description

SAS Name:

Tag Name:

Inherited Universe:

Universe:

Universe Description:

Question Text: ** SHOW ONLY **

Type: String

Length: 30

- Don't Know
- Refuse
- Empty

- On Input
- On Output

Store Instructions: Set PROPDES = 8500.PROPDESC

Array:

I_LoanNOF

Field

BSECT3A1.BCurrentProps.BMCHANGE.I_LoanNOF

Description: 8500 Loan Number - SHOW ONLY

Form Pane Label: Loan #

SAS Name:

Tag Name:

Inherited Universe:

Universe:

Universe Description:

Question Text: ** SHOW ONLY **

Type: String

Length: 3

- Don't Know
- Refuse
- Empty

- On Input
- On Output

Store Instructions: Set I_LoanNOF = 8500.LOAN_NOF

Array:

Field

LoanTyp
BSECT3A1.BCurrentProps.BMCHANGE.LoanTyp

Description: 8500 Loan Type - SHOW ONLY

Form Pane Label: Loan Type

SAS Name:

Tag Name:

Inherited Universe:

Universe:

Universe Description:

Question Text: ** SHOW ONLY **

Type: Integer

Length: 1

Min: 1

Max: 3

- Don't Know
- Refuse
- Empty

- On Input
- On Output

Store Instructions: Set Loantyp = 8500.LOANTYPE

Array:

IMRTPMTX

Field

BSECT3A1.BCurrentProps.BMCHANGE.IMRTPMTX

Description: 8500 Loan Amount - SHOW ONLY

Form Pane Label: Previous Amount

SAS Name:

Tag Name:

Inherited Universe:

Universe:

Universe Description:

Question Text: ** SHOW ONLY **

Type: Integer

Length: 9

Min: 1

Max: 99999999

- Don't Know
- Refuse
- Empty

- On Input
- On Output

Store Instructions: Set IMRTPMTX = 8500.MRTPMTX

Array:

Field

MCHANGE

BSECT3A1.BCurrentProps.BMCHANGE.MCHANGE

Description: Change in loan payment

Form Pane Label: Payment Change

SAS Name: MCHANGE

Tag Name: MCHANGE

Inherited Universe:

Universe: 8500.OPF_STAT = 1

Universe Description: This is a "good" loan

Question Text: ^MCHANGE_FILL

Fills: MCHANGE_FILL

Instructions: IF 8500.HWMNYMRT = 1 or 8500.HWMNYLSL = 1, fill "Since your last interview, have there been any changes to your ^mortgage_lumpsum such as refinancing, a change in property taxes or insurance, ending the loan, or paying less than the required amount?"

ELSEIF 8500.HWMNYMRT gt 1 or 8500.HWMNYLSL gt 1, fill "For the ^mortgage_lumpsum in which you reported a payment ^IMRTPMTX, since your last interview, have there been any changes to that ^mortgage_lumpsum, such as refinancing, a change in property taxes or insurance, ending the loan, or paying less than the required amount?"

Fills: MORTGAGE_LUMPSUM

Instructions: IF 8500.LOANTYPE = 1 or LOANTYPE = 1 then fill "mortgage"
ELSE fill "lump sum home equity loan"

Fills: IMRTPMTX

Instructions: IF 8500.MRTPMTX = RESPONSE then fill "\$ (entry in 8500.mrtptmx)"

Insert commas as appropriate

Type: Enumerated

Length: 1

Answer List: TYesNo

Value:	Mnemonic:	Description:
1	Yes	Yes
2	No	No

- Don't Know
- Refuse
- Empty

- On Input
- On Output

Store Instructions: Set property and loan numbers
Set PROP_NOJ = 8500.PROP_NOF
Set LOAN_NOJ = 8500.Loan_nof

Array:

Skip Instructions: 1: Goto MORTCHNG

2,DK,RF: IF 8500.Fixedrte = 2, DK or RF then goto PYMTJX1
ELSEIF 8500.FIXEDRTE = 1 and there are more loans
for this property with 8500.OPF_STAT = 1 then
goto MCHANGE for the next loan
ELSEIF 8500.HWMNYLOC >= 1 then exit block and
goto THomeequity.PDLOAN2
ELSE exit block and goto TAddmort.ADDMORT

Instrument SAS Name: MCHANGE

Destination Data Set: EOPF

Field

MORTCHNG

BSECT3A1.BCurrentProps.BMCHANGE.MORTCHNG

Description: Reason for change in loan payment

Form Pane Label: Change Reason

SAS Name: MORTCHNG

Tag Name: MORTCHNG

Inherited Universe:

Universe: MCHANGE = 1

Universe Description: Yes, there have been changes to this mortgage/lump sum home equity loan.

Question Text: What was the reason for the change in your
 ^MORTGAGE_LUMPSUM for your ^I_PROPDESC?

Fills: MORTGAGE_LUMPSUM

Instructions: IF 8500.LOANTYPE = 1 or LOANTYPE = 1 then fill "mortgage"
 ELSE fill "lump sum home equity loan"

Fills: I_PROPDESC

Instructions: Fill entry in 8500.PROPDESC

Type: Enumerated

Length: 2

Answer List: TMortchnng

Value:	Mnemonic:	Description:
1	Escrow	Change in escrow payment (include changes in property taxes, insurance)
2	Rate	Change in interest rate
3	Paid	Paid off
4	Payment	Change in amount of the graduated payment for a graduated payment ^MORTGAGE_LUMPSUM
5	Reneg	^MORTGAGE_LUMPSUM_C renegotiated (rollover or renegotiable ^MORTGAGE_LUMPSUM)
6	Refin	Refinanced ^MORTGAGE_LUMPSUM (this includes changing the term of the ^MORTGAGE_LUMPSUM)
7	Paidles	Paid less than the required amount
8	Other	Other reasons

9	More	More than one of the above
---	------	----------------------------

- Don't Know
- Refuse
- Empty

- On Input
- On Output

Array:

Skip Instructions: 1,4: Goto PYRINIJ
2: Goto NEWMRRTJ
3: Goto MORTCHMO

5,6,8,9,DK,RF: Goto ORWHAT

7: Goto PYMTJX1

Instrument SAS Name: MORTCHNG

Destination Data Set: EOPF

Field

ORWHAT

BSECT3A1.BCurrentProps.BMCHANGE.ORWHAT

Description: Terms of mortgage or home equity loan

Form Pane Label: Mortgage Terms

SAS Name: ORWHAT

Tag Name: ORWHAT

Inherited Universe:

Universe: MORTCHNG = 5, 6, 8, 9, DK or RF

Universe Description: Loan has been renegotiated, refinanced, other change, more than 1 type of change, don't know type of change or refused type of change.

Question Text: Is this a 30-year ^MORTGAGE_LUMPSUM, a 15-year ^MORTGAGE_LUMPSUM, or something else?

Fills: MORTGAGE_LUMPSUM

Instructions: IF 8500.LOANTYPE = 1 or LOANTYPE = 1 then fill "mortgage"
ELSE fill "lump sum home equity loan"

Type: Enumerated

Length: 1

Answer List: TMTerm

Value:	Mnemonic:	Description:
1	Thirty	30-year
2	Fifteen	15-year
3	SomethingElse	Something else

- Don't Know
- Refuse
- Empty

- On Input
- On Output

Array:

Skip Instructions: 1,2,DK,RF: Goto FIXEDRTJ

3: Goto MRTTERMJ

Instrument SAS Name: ORWHAT

Destination Data Set: EOPF

Field

MRTTERMJ

BSECT3A1.BCurrentProps.BMCHANGE.MRTTERMJ

Description: Other term for mortgage or home equity loan

Form Pane Label: Specify

SAS Name: MRTTERMJ

Tag Name: MRTTERMJ

Inherited Universe:

Universe: ORWHAT = 3

Universe Description: Something other than a 15 or 30 year loan.

Question Text: ♦ Enter number of years.

Type: Integer

Length: 2

Min: 1

Max: 50

Don't Know

Refuse

Empty

On Input

On Output

Array:

Skip Instructions: Goto FIXEDRTJ

Instrument SAS Name: MRTTERMJ

Destination Data Set: EOPF

FIXEDRTJ

Field

BSECT3A1.BCurrentProps.BMCHANGE.FIXEDRTJ

Description: Fixed rate on loan/mortgage

Form Pane Label: Fixed Rate?

SAS Name: FIXEDRTJ

Tag Name: FIXEDRTJ

Inherited Universe:

Universe: MORTCHNG = 5, 6, 8, 9, DK or RF

Universe Description: (ORWHAT = 1, 2, DK or RF) OR (MRTTERMJ = 1-50, DK or RF)\

Question Text: Is this a fixed rate ^MORTGAGE_LUMPSUM?

Fills: MORTGAGE_LUMPSUM

Instructions: IF 8500.LOANTYPE = 1 or LOANTYPE = 1 then fill "mortgage"
ELSE fill "lump sum home equity loan"

Type: Enumerated

Length: 1

Answer List: TYesNo

Value:	Mnemonic:	Description:
1	Yes	Yes
2	No	No

Don't Know

Refuse

Empty

On Input

On Output

Array:

Skip Instructions: 1: Goto ORGMRTJX

2,DK,RF: Goto PAYTYPJ

Instrument SAS Name: FIXEDRTJ

Destination Data Set: EOPF

PAYTYPJ

Field

BSECT3A1.BCurrentProps.BMCHANGE.PAYTYPJ

Description: Type of mortgage or home equity loan payment

Form Pane Label: Payment Type

SAS Name:

Tag Name: PAYTYPJ

Inherited Universe:

Universe: FIXEDRTJ = 2, DK or RF

Universe Description: No, this is not a fixed rate mortgage/lump sum OR
\
respondent does not know or refuses the fixed rate question

Help Screen: H_PAYTYPE

Question Text: ? [F1]

**There are many different kinds of ^Mortgage_Lumpsums2.
Which one of these comes closest to ^YRS_YRCS?**

- ◆ [Read each item on list.](#)
- [Enter all that apply, separate with commas.](#)

Fills: Mortgage_Lumpsums2

Instructions: IF 8500.LOANTYP = 1 then fill "mortgages"
ELSE fill "lump sum home equity loans"

Fills: YRS_YRCS

Instructions: If single person household fill "yours" ELSE fill "your household's"

Type: Set

Max Number of Values: 3

Length: 1

Answer List: TPaytype

Value:	Mnemonic:	Description:
1	Variable	Variable or adjustable rate of interest (ARM)
2	Int_only	Interest only
3	Somethingelse	Other - Specify

- Don't Know
- Refuse
- Empty

- On Input
- On Output

Store Instructions: IF 1 selected in PAYTYPJ then set VARRTJ = 1
ELSEIF PAYTYPJ = DK then set VARRTJ = 9
ELSEIF PAYTYPJ = RF then set VARRTJ = 8
ELSE set VARRTJ = EMPTY

IF 2 selected in PAYTYPJ then set INTONLJ = 2
ELSEIF PAYTYPJ = DK then set INTONLJ = 9
ELSEIF PAYTYPJ = RF then set INTONLJ = 8
ELSE set INTONLJ = EMPTY

IF 3 selected in PAYTYPJ then set OTHRTJ = 3
ELSEIF PAYTYPJ = DK then set OTHRTJ = 9
ELSEIF PAYTYPJ = RF then set OTHRTJ = 8
ELSE set OTHRTJ = EMPTY

Array:

Special Instructions: Answer list options should be in bold black

Skip Instructions: IF 1 and 2 selected then goto CK_PAYTYPJ

ELSEIF 3 selected then goto PAYTOTHJ

ELSE goto ORGMRTJX

Instrument SAS Name: PAYTYPJ

Destination Data Set: EOPF

PAYTOTHJ

Field

BSECT3A1.BCurrentProps.BMCHANGE.PAYTOTHJ

Description: Other type of mortgage payment

Form Pane Label: Specify

SAS Name: PAYTOTHJ

Tag Name: PAYTOTHJ

Inherited Universe:

Universe: 3 selected in PAYTYPJ

Universe Description:

Question Text: * Specify:

Type: String

Length: 30

- Don't Know
- Refuse
- Empty

- On Input
- On Output

Array:

Skip Instructions: Goto ORGMRTJX

Instrument SAS Name: PAYTOTHJ

Destination Data Set: EOPF

Field

ORGMRTJX

BSECT3A1.BCurrentProps.BMCHANGE.ORGMRTJX

Description: Principal amount of mortgage or home equity loan

Form Pane Label: Principal Amount

SAS Name: ORGMRTJX

Tag Name: ORGMRTJX

Inherited Universe:

Universe: (FIXEDRTJ = 1) OR (PAYTYPJ = 1-2, DK or RF) OR
(PAYTOHJ = Entry)

Universe Description: MORTCHNG = 5, 6, 7, 8, DK or RF

Question Text: What was the amount of the ^MORTGAGE_LUMPSUM when
^YOU_YRCU first obtained it, not including any interest?

Fills: YOU_YRCU

Instructions: IF NUMHOUSE = 1 then fill "you"
ELSE fill "your household"

Fills: MORTGAGE_LUMPSUM

Instructions: IF 8500.LOANTYPE = 1 or LOANTYPE = 1 then fill "mortgage"
ELSE fill "lump sum home equity loan"

Type: Integer

Length: 9

Min: 1

Max: 99999999

Don't Know

Refuse

Empty

On Input

On Output

Store Instructions: IF (ORGMRTJX = DK, RF) OR ERR1_ORGMRTJX = Passed THEN
set ORGM_TJX = EMPTY

Array:

Special Instructions: Display a \$ and comma in the entry field.

Skip Instructions: 1-4999: Goto CK_ORGMRTJX

5000-9999: Goto ERR1_ORGMRTJX

1000-99999999: IF ((8500.OWNYB = 100, 200 or 300) and
 ORGMRTJX gt 600000) OR
 (8500.OWNYB = 400 and ORGMRTJX gt 199999) then
 goto ERR1_ORGMRTJX
 ELSE goto NEWMRRTJ

DK,RF: Goto NEWMRRTJ

Instrument SAS Name: ORGMRTJX

Destination Data Set: EOPF

Check

CK_ORGMRTJX

BSECT3A1.BCurrentProps.BMCHANGE.CK_ORGMRTJX

Description: Starting TOTAL loan amount is low

Inherited Universe:

Universe: ORGMRTJX = 1-4999

Universe Description:

Text: ♦ Starting TOTAL loan amount is low.

Do NOT enter the monthly payment amount here.

Enter the starting loan amount.

If the starting loan amount is not known, enter Ctrl + D for "Don't know."

Check Instructions:

Type: Hard

Skip Instructions: Go back to ORGMRTJX

ERR1_ORGMRTJX

Check

BSECT3A1.BCurrentProps.BMCHANGE.ERR1_ORGMRTJX

Description: Out of Range Check

Inherited Universe:

Universe: ORGMRTJX <> DK AND ORGMRTJX <> RF AND
[(ORGMRTJX >= 5000 and ORGMRTJX < 10000) OR
(8500.OWNYB = 100, 200, or 300) and ORGMRTJX > 600000)) OR
(8500.OWNYB = 400 and ORGMRTJX > 199999)]

Universe Description:

Text: ♦ THE VALUE ENTERED IS UNUSUALLY HIGH OR LOW

PLEASE VERIFY AND IF CORRECT, ENTER ITEM LEVEL NOTE

Check Instructions: IF Suppressed then set ORGM_TJX = A1

Type: Soft

Skip Instructions: Suppress: Goto NEWMRRTJ

All others, go back to ORGMRTJX

Field

NEWMRRTJ

BSECT3A1.BCurrentProps.BMCHANGE.NEWMRRTJ

Description: Interest rate for mortgage or home equity loan

Form Pane Label: Interest Rate

SAS Name: NEWMRRTJ

Tag Name: NEWMRRTJ

Inherited Universe:

Universe: (ORGMRTJX = 1-99999999, DK or RF) OR (MORTCHNG = 2)

Universe Description: MORTCHNG = 2, 5, 6, 8, 9, DK or RF

Help Screen: H_NEWMRRT

Question Text: ? [F1]

What is the current interest rate for this ^MORTGAGE_LUMPSUM?

✦ Enter percent including decimal

Fills: MORTGAGE_LUMPSUM

Instructions: IF 8500.LOANTYPE = 1 or LOANTYPE = 1 then fill "mortgage"
ELSE fill "lump sum home equity loan"

Type: Real / decimal

Length: 6

Min: 0

Max: 99.999

Don't Know

Refuse

Empty

On Input

On Output

Store Instructions: IF NEWMRRTJ = DK, RF or 5-14 then set NEWM_RTJ = EMPTY

Array:

Skip Instructions: 00.000-99.999: IF entry lt 5 or gt 14 then goto ERR1_NEWMRRT
ELSE goto PYRINIJ

DK,RF: Goto PYRINIJ

Instrument SAS Name: NEWMRRTJ

Destination Data Set: EOPF

Check

ERR1_NEWMRRTJ

BSECT3A1.BCurrentProps.BMCHANGE.ERR1_NEWMRRTJ

Description: Out of Range Check

Inherited Universe:

Universe: (NEWMRRTJ lt 5 or gt 14) AND NEWMRRTJ <> DK AND NEWMRRTJ <> RF

Universe Description:

Text: * THE VALUE ENTERED IS UNUSUALLY HIGH OR LOW

PLEASE VERIFY AND IF CORRECT, ENTER ITEM LEVEL NOTE

Check Instructions: IF Suppressed then set NEWM_RTJ = A1

Type: Soft

Skip Instructions: Suppress: Goto PYRINIJ

All others, go back to NEWMRRTJ

PYRINIJ

Field

BSECT3A1.BCurrentProps.BMCHANGE.PYRINIJ

Description: Included in loan payments; principal, interest, taxes, insurance

Form Pane Label: Included in Payment

SAS Name:


Tag Name: PYRINIJ

Inherited Universe:

Universe: (NEWMRRTJ = 00.000 - 99.999, DK or RF) OR (MORTCHNG = 1 or 4)

Universe Description: MORTCHNG = 1, 2, 4, 5, 6, 8, 9, DK or RF

Help Screen: H_PAYINCL

Question Text:  8 ? [F1]

On ^YR_YRCUS last regular payment, which of these things were included?

✦ Enter all that apply, separate with commas

Fills: YR_YRCUS

Instructions: IF NUMHOUSE = 1 then fill "your"
ELSE fill "your household's"

Type: Set

Max Number of Values: 7

Length: 2

Answer List: TPayincl

Value:	Mnemonic:	Description:
1	Principal	Principal?
2	Interest	Interest?
3	Taxes	Property taxes?
4	Insurance	Property insurance?
5	Mortgage	Mortgage guarantee insurance (PMI)?
6	Specify	Any other payments - specify?
77	dknow	Don't know

Don't Know

Refuse
 Empty

On Input
 On Output

Store Instructions: IF 1 selected then set PYPRINIJ = 1
ELSE set PYPRINIJ = EMPTY

IF 2 selected then set PYINTSTJ = 2
ELSE set PYINTSTJ = EMPTY

IF 3 selected then set PYPROTXJ = 3
ELSE set PYPROTXJ = EMPTY

IF 4 selected then set PYPROINJ = 4
ELSE set PYPROINJ = EMPTY

IF 5 selected then set PYMORINJ = 5
ELSE set PYMORINJ = EMPTY

IF 6 selected then set PYOTHERJ = 6
ELSE set PYOTHERJ = EMPTY

IF 77 selected and NO OTHER options 1-6 are selected,
then set PYPRINIJ, PYPROTXJ, PYPROINJ, PYMORINJ,
PYINSTJ and PYOTHERJ = 9

(If 77 entered and OTHER answer list options 1-6 entered,
DO NOT store 9 in PYPRINIJ, PYPROTXJ, PYPROINJ, PYMORINJ,
PYRINSTJ, PYOTHERJ and only store the codes in the
appropriate fields (as designated above))

IF RF entered then set PYPRINIJ, PYPROTXJ, PYPROINJ,
PYRINSTJ and PYOTHERJ = 8

Array:

Special Instructions: Answer list options should be in bold black, except option 77

Skip Instructions: 1-5,77: IF neither 1 nor 2 were selected then goto
CK_PYRINIJ
ELSEIF 8500.FIXEDRTE = 2,DK or RF or
FIXEDRTJ = 2,DK or RF then goto MORTCHMO
ELSE goto MRTPMTJX

6: Goto PYJOTH

RF: IF 8500.FIXEDRTE = 2,DK or RF or FIXEDRTJ = 2,DK or RF
then goto MORTCHMO
ELSE goto MRTPMTJX

Instrument SAS Name: PYRINIJ

Destination Data Set: EOPF

Check

CK_PYRINIJ
BSECT3A1.BCurrentProps.BMCHANGE.CK_PYRINIJ

Description: Principal and Interest were not selected as things included in the loan payment

Inherited Universe:

Universe: (Neither 1 nor 2 were selected in PYRINIJ) AND (PYRINIJ <> RF)

Universe Description: Principal and Interest were not selected as things included in the last mortgage/lump sum payment

Text: * [Principal and interest were not included in the mortgage payment.](#)

[Please verify](#)

Check Instructions:

Type: Soft

Skip Instructions: Suppress: IF 6 selected in PYRINIJ then goto PYJOTH
ELSEIF 8500.FIXEDRTE = 2 or FIXEDRTJ = 2,DK or RF
then goto MORTCHMO
ELSE goto MRTPMTJX

All others, go back to PYRINIJ

PYJOTH

Field

BSECT3A1.BCurrentProps.BMCHANGE.PYJOTH

Description: Other type of mortgage payment

Form Pane Label: Specify

SAS Name: PYJOTH

Tag Name: PYJOTH

Inherited Universe:

Universe: 6 selected in PYRINIJ

Universe Description:

Question Text: * Specify:

Type: String

Length: 30

Don't Know

Refuse

Empty

On Input

On Output

Array:

Skip Instructions: IF (8500.FIXEDRTE = 2, DK or RF) or (FIXEDRTJ = 2, DK or RF)
then goto MORTCHMO

ELSE goto MRTPMTJX

Instrument SAS Name: PYJOTH

Destination Data Set: EOPF

Field

M RTPMTJX

BSECT3A1.BCurrentProps.BMCHANGE.M RTPMTJX

Description: Total loan payment

Form Pane Label: Total loan payment

SAS Name: MRTPMTJX

Tag Name: MRTPMTJX

Inherited Universe:

Universe: [(PYRINIJ = 1-5, 77 or RF) OR (PYJOTH = ENTRY)] AND
(8500.FIXEDRTE = 1 or FIXEDRTJ = 1)

Universe Description: MORTCHNG = 1, 2, 4, 5, 6, 8, 9, DK or RF AND
Fixed rate loan

Question Text: How much is ^YR_YRCUS ^MORTGAGE_LUMPSUM payment per month?

Fills: YR_YRCUS

Instructions: IF NUMHOUSE = 1 then fill "your"
ELSE fill "your household's"

Fills: MORTGAGE_LUMPSUM

Instructions: IF 8500.LOANTYPE = 1 or LOANTYPE = 1 then fill "mortgage"
ELSE fill "lump sum home equity loan"

Type: Integer

Length: 9

Min: 1

Max: 99999999

Don't Know
 Refuse
 Empty

On Input
 On Output

Store Instructions: IF MRTPMTJX = DK, RF or 70-3000 then set MRTP_TJX = EMPTY

Array:

Special Instructions: Display a \$ and comma in the entry field.

Skip Instructions: IF entry lt 70 or gt 3000 and (ne DK or RF) then
goto ERR1_M RTPMTJX

ELSEIF any codes 3 - 6 are selected in PYRINIJ then
goto PRININJX

ELSE goto MORTCHMO

Instrument SAS Name: MRTPMTJX

Destination Data Set: EOPF

Check

ERR1_M RTPMTJX

BSECT3A1.BCurrentProps.BMCHANGE.ERR1_M RTPMTJX

Description: Out of Range Check

Inherited Universe:

Universe: (M RTPMTJX lt 70 or gt 3000) AND M RTPMTJX <> DK AND
M RTPMTJX <> RF

Universe Description: Monthly loan payment is less than 70 or greater than 3,000

Text: * THE VALUE ENTERED IS UNUSUALLY HIGH OR LOW

PLEASE VERIFY AND IF CORRECT, ENTER ITEM LEVEL NOTE

Check Instructions: IF Suppressed then set MRTP_TJX = A1

Type: Soft

Skip Instructions: Suppress: IF any codes 3-6 are selected in PYRINIJ then
goto PRININJ
ELSE goto MORTCHMO

All others, go back to M RTPMTJX

PRININJX

Field

BSECT3A1.BCurrentProps.BMCHANGE.PRININJX

Description: Total loan amount for principal and interest

Form Pane Label: Print/Int Amt

SAS Name: PRININJX

Tag Name: PRININJX

Inherited Universe:

Universe: (MRTPMTJX = 1-99999999, DK or RF) AND \
(any code 3-6 selected in PYRINIJ)

Universe Description:

Question Text: How much of that amount is for ^Prinint_fill?

Fills: Prinint_fill

Instructions: If code 1 and NOT code 2 selected in PYRINIJ, fill "principal"
If code 2 and NOT code 1 selected in PYRINIJ, fill "interest"
ELSE fill "principal and interest"

Type: Integer

Length: 9

Min: 0

Max: 99999999

Don't Know
 Refuse
 Empty

On Input
 On Output

Store Instructions: IF PRININJX = DK, RF or 40-2700 then set PRIN_NJX = EMPTY

Array:

Special Instructions: Display a \$ and comma in the entry field.

Skip Instructions: 0-99999999: IF entry lt 40 or gt 2700 then
goto ERR1_PRININJX
ELSEIF PRININJX gt MRTPMTJX then
goto CK_PRININJX

ELSE goto MORTCHMO

DK,RF: Goto MORTCHMO

Instrument SAS Name: PRININJX

Destination Data Set: EOPF

ERR1_PRININJX

Check

BSECT3A1.BCurrentProps.BMCHANGE.ERR1_PRININJX

Description: Out of Range Check

Inherited Universe:

Universe: (PRININJX lt 40 or gt 2700) AND PRININJX <> DK AND
PRININJX <> RF

Universe Description: PRININJX is less than 40 or greater than 2,700

Text: * THE VALUE ENTERED IS UNUSUALLY HIGH OR LOW

PLEASE VERIFY AND IF CORRECT, ENTER ITEM LEVEL NOTE

Check Instructions: IF Suppressed then set PRIN_NJX = A1

Type: Soft

Skip Instructions: Suppress: Goto MORTCHMO

All others, go back to PRININJX

Check

CK_PRININJX

BSECT3A1.BCurrentProps.BMCHANGE.CK_PRININJX

Description: \$ principal and interest gt total \$

Inherited Universe:

Universe: PRININJX gt MRTPMTJX and PRININJX <> DK and PRININJX <> RF and MRTPMTJX <> DK and MRTPMTJX <> RF

Universe Description:

Text: * [Cannot exceed total payment](#)

Check Instructions:

Type: Hard

Skip Instructions: Go back to PRININJX

MORTCHMO

Field

BSECT3A1.BCurrentProps.BMCHANGE.MORTCHMO

Description: Month of mortgage/home equity loan change

Form Pane Label: Month

SAS Name: MORTCHMO

Tag Name: MORTCHMO

Inherited Universe:

Universe: (MORTCHNG = 3) OR
(MRTPMTJX = 1-99999999, DK or RF and no code 3 - 6 selected in PYRINIJ) OR
(PRININJX = 0- 99999999, DK or RF) OR
(((8500.FIXEDRTE = 2, DK or RF) or (FIXEDRTJ = 2, DK or RF))
AND ((1-6 or 77 selected in PYRINIJ) or (PYRINIJ = RF)))

Universe Description: MORTCHNG = 1-6, 8, 9, DK or RF

Question Text: In what month did ^youpayoff_amtchange?

Fills: youpayoff_amtchange

Instructions: IF MORTCHNG = 3 then fill "you pay off your ^mortgage_lumpsum"
ELSE fill "your ^mortgage_lumpsum change"

Fills: MORTGAGE_LUMPSUM

Instructions: IF 8500.LOANTYPE = 1 or LOANTYPE = 1 then fill "mortgage"
ELSE fill "lump sum home equity loan"

Type: Enumerated

Length: 2

Answer List: TMONTH

Value:	Mnemonic:	Description:
1	Jan	January
2	Feb	February
3	Mar	March
4	Apr	April
5	May	May
6	Jun	June
7	Jul	July
8	Aug	August

9	Sep	September
10	Oct	October
11	Nov	November
12	Dec	December

- Don't Know
- Refuse
- Empty

- On Input
- On Output

Array:

Skip Instructions: IF ENTRY is not in the reference period and <> DK and <> RF
then goto CK_MORTCHMO

ELSE

IF (FIXEDRTJ = 2, DK or RF) or (FIXEDRTJ ne 1 AND
8500.FIXEDRTE = 2, DK or RF) then goto PYMTJX1

ELSE goto MCHANGE for next loan for this property
with 8500.LOANTYPE = 1, 2 and 8500.OPF_STAT = 1

IF no more loans with (8500.LOANTYPE = 1, 2
and 8500.OPF_STAT = 1) for this property
AND 8500.HWMNYLOC >= 1 then exit block and
goto PDLOAN2 in Thomequity block

ELSE exit block and goto ADDMORT in TAddmort block

Instrument SAS Name: MORTCHMO

Destination Data Set: EOPF

CK_MORTCHMO

Check

BSECT3A1.BCurrentProps.BMCHANGE.CK_MORTCHMO

Description: Month not within Reference period

Inherited Universe:

Universe: MORTCHMO is not in the reference period

Universe Description:

Text: * Month selected is not within the reference period

Confirm that month selected is outside the reference period.

Check Instructions:

Type: Soft

Skip Instructions: SUPPRESS: IF (FIXEDRTJ = 2, D, R) or (FIXEDRTJ ne 1 AND
8500.FIXEDRTE = 2, D, R) then goto PYMTJX1
ELSEIF there is another loan on this property with
8500.OPF_STAT = 1 then goto MCHANGE for the
next loan
ELSEIF 8500.HWMNYLOC >= 1 then exit block and
goto THomeequity.PDLOAN2
ELSE exit block and goto TAddmort.ADDMORT

All others, go back to MORTCHMO

Field

PYMTJX1

BSECT3A1.BCurrentProps.BMCHANGE.PYMTJX1

Description: Reference month payment

Form Pane Label: ^REF_Month payment

SAS Name: PYMTJX1

Tag Name: PYMTJX1

Inherited Universe:

Universe: (MORTCHNG = 7) OR
(MORTCHMO = 1-12, DK or RF AND FIXEDRTJ = 2, DK or RF) OR
[((FIXEDRTJ = 2, DK or RF) or (MCHANGE = 2, DK or RF)) AND
8500.FIXEDRTE = 2, DK or RF]

Universe Description: (MORTCHNG = 7) OR
((MCHANGE = 2, F or R) or (MORTCHNG = 1-4)) and EOPF.FIXEDRTE = 2, F or R) OR
((MORTCHNG = 5,6,8,9,F or R) and (FIXEDRTJ = 2, F or R))

Question Text: How much was ^YR_YRCUS payment on this ^MORTGAGE_LUMPSUM in ^REF_MONTH?

Fills: REF_MONTH

Instructions: Set REF_MONTH = 3 months before the interview.
Calculated by taking the INTPER from record type 10 to come up with the base month to start from.

Fills: YR_YRCUS

Instructions: IF NUMHOUSE = 1 then fill "your"
ELSE fill "your household's"

Fills: MORTGAGE_LUMPSUM

Instructions: IF 8500.LOANTYPE = 1 or LOANTYPE = 1 then fill "mortgage"
ELSE fill "lump sum home equity loan"

Type: Integer

Length: 9

Min: 0

Max: 99999999

Don't Know

Refuse
 Empty

On Input
 On Output

Store Instructions: IF PYMTJX1 = DK, RF, 0 or 71-3000 then set PYMTJX1_ = EMPTY

Array:

Special Instructions: Display a \$ and comma in the entry field.

Skip Instructions: 1-99999999,DK,RF: IF PYMTJX1 = 1-70 or gt 3000 and (ne DK or RF) then goto ERR1_PYMTJX1
ELSEIF (any codes 3-6 selected in PYRINIJ) or
8500.PAYPROTX = 3 or 8500.PAYPROIN = 4 or
8500.PAYMORIN = 5 or 8500.PAYOTHER = 6
then goto PRNINJX1
ELSE goto PYMTJX2

0: Goto PYMTJX2

Instrument SAS Name: PYMTJX1

Destination Data Set: EOPF

Check

ERR1_PYMTJX1

BSECT3A1.BCurrentProps.BMCHANGE.ERR1_PYMTJX1

Description: Out of Range Check

Inherited Universe:

Universe: (PYMTJX1 = 1-70 or gt 3000) AND
PYMTJX1 <> 0 and PYMTJX1 <> DK and PYMTJX1 <> RF

Universe Description:

Text: * THE VALUE ENTERED IS UNUSUALLY HIGH OR LOW

PLEASE VERIFY AND IF CORRECT, ENTER ITEM LEVEL NOTE

Check Instructions: IF suppressed then set PYMTJX1 = A1

Type: Soft

Skip Instructions: Suppress: IF any codes 3-6 selected in PYRINIJ or
(8500.PAYPROTX = 3 or 8500.PAYPROIN = 4 or
8500.PAYMORIN = 5 or 8500.PAYOTHER = 6) then
goto PRNINJ1
ELSE goto PYMTJX2

All others, go back to PYMTJX1

PRNINJX1

Field

BSECT3A1.BCurrentProps.BMCHANGE.PRNINJX1

Description: Reference month principal/interest

Form Pane Label: Prin/Int Amt

SAS Name: PRNINJX1

Tag Name: PRNINJX1

Inherited Universe:

Universe: (PYMTJX1 = 1-99999999, DK or RF) AND \
[8500.PAYPROTX = 3 or 8500.PAYPROIN = 4 or \
8500.PAYMORIN = 5 or 8500.PAYOTHER = 6 or \
(any codes 3-6 selected in PYRINIJ)]

Universe Description:

Question Text: How much of that amount is for ^Prinint_fill?

Fills: Prinint_fill

Instructions: If code 1 and NOT code 2 selected in PYRINIJ, fill "principal"
If code 2 and NOT code 1 selected in PYRINIJ, fill "interest"
ELSE fill "principal and interest"

Type: Integer

Length: 9

Min: 0

Max: 99999999

Don't Know

Refuse

Empty

On Input

On Output

Store Instructions: IF PRNINJX1 = DK, RF, 0 or 40-2700 then set PRNI_JX1 = EMPTY

Array:

Special Instructions: Display a \$ and comma in the entry field.

Skip Instructions: 0-99999999: IF PRNINJX1 = 0-40 or gt 2700 then goto
ERR1_PRNINJX1

ELSEIF PRNINJX1 gt PYMTJX1 then goto CK_PRNINJX1
ELSE goto PYMTJX2

DK,RF: Goto PYMTJX2

Instrument SAS Name: PRNINJX1

Destination Data Set: EOPF

ERR1_PRNINJX1

Check

BSECT3A1.BCurrentProps.BMCHANGE.ERR1_PRNINJX1

Description: Out of Range Check

Inherited Universe:

Universe: (PRNINJX1 lt 40 or gt 2700)
AND PRNINJX1 <> DK and PRNINJX1 <> RF

Universe Description:

Text: * THE VALUE ENTERED IS UNUSUALLY HIGH OR LOW

PLEASE VERIFY AND IF CORRECT, ENTER ITEM LEVEL NOTE

Check Instructions: IF suppressed then set PRNI_JX1 = A1

Type: Soft

Skip Instructions: Suppress: Goto PYMTJX2

All others, go back to PRNINJX1

Check

CK_PRNINJX1

BSECT3A1.BCurrentProps.BMCHANGE.CK_PRNINJX1

Description: Principal/Interest \$ gt total \$

Inherited Universe:

Universe: (PRNINJX1 gt PYMTJX1) AND PRNINJX1 <> DK and PRNINJX1 <> RF and
PYMTJX1 <> DK and PYMYJX1 <> RF

Universe Description:

Text: * [Cannot exceed total payment](#)

Check Instructions:

Type: Hard

Skip Instructions: Go back to PRNINJX1

PYMTJX2

Field

BSECT3A1.BCurrentProps.BMCHANGE.PYMTJX2

Description: Month 2 payment

Form Pane Label: ^TWO_MONTH Payment

SAS Name: PYMTJX2

Tag Name: PYMTJX2

Inherited Universe:

Universe: PYMTJX1 = 0-99999999, DK or RF

Universe Description:

Question Text: How much was ^YR_YRCUS payment on this ^MORTGAGE_LUMPSUM in ^TWO_MONTH?

Fills: YR_YRCUS

Instructions: IF NUMHOUSE = 1 then fill "your"
ELSE fill "your household's"

Fills: MORTGAGE_LUMPSUM

Instructions: IF 8500.LOANTYPE = 1 or LOANTYPE = 1 then fill "mortgage"
ELSE fill "lump sum home equity loan"

Fills: TWO_MONTH

Instructions: TWO_MONTH = month 2 months before the interview.

Calculated by taking the INTPER from record type 10 to come up with the base month to start from.

Type: Integer

Length: 9

Min: 0

Max: 99999999

- Don't Know
- Refuse
- Empty

- On Input
- On Output

Store Instructions: IF PYMTJX2 = DK, RF, 0 or 71-3000 then set PYMTJX2_ = EMPTY

Array:

Special Instructions: Display a \$ and comma in the entry field.

Skip Instructions: 1-99999999,DK,RF: IF PYMTJX2 1-70 or gt 3000 and ne DK or
RF then goto ERR1_PYMTJX2
ELSEIF any codes 3 to 6 selected in
PYRINIJ or 8500.PAYPROTX = 3 or
8500.PAYPROIN = 4 or 8500.PAYMORIN = 5
or 8500.PAYOTHER = 6 then goto PRNINJX2
ELSE goto PYMTJX3

0: Goto PYMTJX3

Instrument SAS Name: PYMTJX2

Destination Data Set: EOPF

ERR1_PYMTJX2

Check

BSECT3A1.BCurrentProps.BMCHANGE.ERR1_PYMTJX2

Description: Out of Range Check

Inherited Universe:

Universe: (PYMTJX2 1-70 or gt 3000) AND
PYMTJX2 <> 0 and PYMTJX2 <> DK and PYMTJX2 <> RF

Universe Description:

Text: * THE VALUE ENTERED IS UNUSUALLY HIGH OR LOW

PLEASE VERIFY AND IF CORRECT, ENTER ITEM LEVEL NOTE

Check Instructions: IF suppressed then set PYMTJX2_ = A1

Type: Soft

Skip Instructions: Suppress: IF (any codes 3 to 6 selected in PYRINIJ) or
8500.PAYPROTX = 3 or 8500.PAYPROIN = 4 or
8500.PAYMORIN = 5 or 8500.PAYOTHER = 6
then goto PRNINJX2
ELSE PYMTJX3

All others, go back to PYMTJX2

Field

PRNINJX2

BSECT3A1.BCurrentProps.BMCHANGE.PRNINJX2

Description: Month 2 principal/interest

Form Pane Label: Month 2 Prin/int

SAS Name: PRNINJX2

Tag Name: PRNINJX2

Inherited Universe:

Universe: (PYMTJX2 = 1-99999999, DK or RF) AND \
[8500.PAYPROTX = 3 or 8500.PAYPROIN = 4 or \
8500.PAYMORIN = 5 or 8500.PAYOTHER = 6 or \
(any codes 3 to 6 selected in PYRINIJ)]

Universe Description:

Question Text: How much of that amount is for ^Prinint_fill?

Fills: Prinint_fill

Instructions: If code 1 and NOT code 2 selected in PYRINIJ, fill "principal"
If code 2 and NOT code 1 selected in PYRINIJ, fill "interest"
ELSE fill "principal and interest"

Type: Integer

Length: 9

Min: 0

Max: 99999999

Don't Know

Refuse

Empty

On Input

On Output

Store Instructions: IF PRNINJX2 = DK, RF or 41-2700 then set PRNI_JX2 = EMPTY

Array:

Special Instructions: Display a \$ and comma in the entry field.

Skip Instructions: 0-99999999: IF PRNINJX2 gt PYMTJX2 then goto CK_PRNINJX2
ELSEIF PRNINJX2 = 0-40 or gt 2700 then

goto ERR1_PRNINJX2
ELSE goto PYMTJX3

DK,RF: Goto PYMTJX3

Instrument SAS Name: PRNINJX2

Destination Data Set: EOPF

Check

ERR1_PRNINJX2

BSECT3A1.BCurrentProps.BMCHANGE.ERR1_PRNINJX2

Description: Out of Range Check

Inherited Universe:

Universe: (PRNINJX2 lt 40 or gt 2700) AND
PRNINJX2 <> DK PRNINJX2 <> RF

Universe Description:

Text: * THE VALUE ENTERED IS UNUSUALLY HIGH OR LOW

PLEASE VERIFY AND IF CORRECT, ENTER ITEM LEVEL NOTE

Check Instructions: IF suppressed then set PRNI_JX2 = A1

Type: Soft

Skip Instructions: Suppress: Goto PYMTJX3

All others, go back to PRNINJX2

CK_PRNINJX2

Check

BSECT3A1.BCurrentProps.BMCHANGE.CK_PRNINJX2

Description: Principal/Interest \$ gt Total \$

Inherited Universe:

Universe: (PRNINJX2 gt PYMTJX2) AND PRNINJX2 <> DK and PRNINJX2 <> RF AND
PYMTJX2 <> DK and PYMTJX2 <> RF

Universe Description:

Text: * [Cannot exceed total payment.](#)

Check Instructions:

Type: Hard

Skip Instructions: Go back to PRNINJX2

Field

PYMTJX3

BSECT3A1.BCurrentProps.BMCHANGE.PYMTJX3

Description: Last month payment

Form Pane Label: ^Last_Month Payment

SAS Name: PYMTJX3

Tag Name: PYMTJX3

Inherited Universe:

Universe: PYMTJX2 = 0-99999999, DK or RF

Universe Description:

Question Text: How much was ^YR_YRCUS payment on this ^MORTGAGE_LUMPSUM in ^LAST_MONTH?

Fills: YR_YRCUS

Instructions: IF NUMHOUSE = 1 then fill "your"
ELSE fill "your household's"

Fills: MORTGAGE_LUMPSUM

Instructions: IF 8500.LOANTYPE = 1 or LOANTYPE = 1 then fill "mortgage"
ELSE fill "lump sum home equity loan"

Fills: LAST_MONTH

Instructions: LAST_MONTH = last month before the interview.

Calculated by taking the INTPER from record type 10 to come up with the base month to start from.

Type: Integer

Length: 9

Min: 0

Max: 99999999

- Don't Know
- Refuse
- Empty

- On Input
- On Output

Store Instructions: IF PYMTJX3 = DK, RF or 246-2690 then set PYMTJX3_ = EMPTY

Array:

Special Instructions: Display a \$ and comma in the entry field.

Skip Instructions: IF PYMTJX3 lt 246 or gt 2690 and ne DK or RF then
goto ERR1_PYMTJX3

ELSEIF (any codes 3 to 6 selected in PYRINIJ) or
8500.PAYPROTX = 3 or 8500.PAYPROIN = 4 or
8500.PAYMORIN = 5 or 8500.PAYOTHER = 6) then
goto PRNINJX3

ELSEIF there are more loans on this property with
8500.OPF_STAT = 1 then goto MCHANGE for the next loan

ELSEIF 8500.HWMNYLOC >= 1 then exit block and
goto THomeequity.PDLOAN2

ELSE exit block and goto TAddmort.ADDMORT

Instrument SAS Name: PYMTJX3

Destination Data Set: EOPF

Check

ERR1_PYMTJX3

BSECT3A1.BCurrentProps.BMCHANGE.ERR1_PYMTJX3

Description: Out of Range Check

Inherited Universe:

Universe: (PYMTJX3 lt 246 or gt 2690) AND PYMTJX3 <> DK and
PYMTJX3 <> RF

Universe Description:

Text: * THE VALUE ENTERED IS UNUSUALLY HIGH OR LOW

PLEASE VERIFY AND IF CORRECT, ENTER ITEM LEVEL NOTE

Check Instructions: IF suppressed then set PYMTJX3_ = A1

Type: Soft

Skip Instructions: Suppress: IF (any codes 3 to 6 selected in PYRINIJ) or
(8500.PAYPROTX = 3 or 8500.PAYPROIN = 4 or
8500.PAYMORIN = 5 or 8500.PAYOTHER = 6)
then goto PRNINJX3
ELSEIF there are more loans on this property with
8500.OPF_STAT = 1 then goto MCHANGE for the
next loan
ELSEIF 8500.HWMNYLOC >= 1 then exit block and
goto THomeequity.PDLOAN2
ELSE exit block and goto TAddmort.ADDMORT

All others, go back to PYMTJX3

PRNINJX3

Field

BSECT3A1.BCurrentProps.BMCHANGE.PRNINJX3

Description: Last month principal/interest

Form Pane Label: Month Prin/int

SAS Name: PRNINJX3

Tag Name: PRNINJX3

Inherited Universe:

Universe: (PYMTJX3 = 1-99999999, DK or RF) AND \
[8500.PAYPROTX = 3 or 8500.PAYPROIN = 4 or \
8500.PAYMORIN = 5 or 8500.PAYOTHER = 6 or \
(any codes 3 to 6 selected in PYRINIJ)]

Universe Description:

Question Text: How much of that amount is for ^Prinint_fill?

Fills: Prinint_fill

Instructions: If code 1 and NOT code 2 selected in PYRINIJ, fill "principal"
If code 2 and NOT code 1 selected in PYRINIJ, fill "interest"
ELSE fill "principal and interest"

Type: Integer

Length: 9

Min: 0

Max: 99999999

Don't Know

Refuse

Empty

On Input

On Output

Store Instructions: IF PRNINJX3 = DK, RF or 40-2700 then set PRNI_JX3 = EMPTY

Array:

Special Instructions: Display a \$ and comma in the entry field.

Skip Instructions: 0-99999999: IF PRNINJX3 gt PYMTJX3 then goto CK_PRNINJX3
ELSEIF PRNINJX3 lt 40 or gt 2700 then

```
goto ERR1_PRNINJX3
ELSEIF there are more loans on this property
with 8500.OPF_STAT = 1 then
goto MCHANGE for the next loan

ELSEIF 8500.HWMNYLOC >= 1 then exit block and
goto THomeequity.PDLOAN2

ELSE exit block and goto TAddmort.ADDMORT

DK,RF: IF there are more loans on this property with
8500.OPF_STAT = 1 then goto MCHANGE for the next loan

ELSEIF 8500.HWMNYLOC >= 1 then exit block and
goto THomeequity.PDLOAN2

ELSE exit block and goto TAddmort.ADDMORT
```

Instrument SAS Name: PRNINJX3

Destination Data Set: EOPF

ERR1_PRNINJX3

Check

BSECT3A1.BCurrentProps.BMCHANGE.ERR1_PRNINJX3

Description: Out of Range Check

Inherited Universe:

Universe: (PRNINJX3 lt 40 or gt 2700) AND PRNINJX3 <> DK and
PRNINJX3 <> RF

Universe Description:

Text: * THE VALUE ENTERED IS UNSUALLY HIGH OR LOW

PLEASE VERIFY AND IF CORRECT, ENTER ITEM LEVEL NOTE

Check Instructions: IF suppressed then set PRNI_JX3 = A1

Type: Soft

Skip Instructions: Suppress: IF there are more loans on this property with
8500.OPF_STAT = 1 then goto MCHANGE for the
next loan

ELSEIF 8500.HWMNYLOC >= 1 then exit block and
goto THomeequity.PDLOAN2

ELSE exit block and goto TAddmort.ADDMORT

All others, go back to PRNINJX3

Check

CK_PRNINJX3

BSECT3A1.BCurrentProps.BMCHANGE.CK_PRNINJX3

Description: Principal/Interest \$ gt Total \$

Inherited Universe:

Universe: (PRNINJX3 gt PYMTJX3) AND PRNINJX3 <> DK and PRNINJX3 <> RF AND
PYMTJX3 <> DK and PYMTJX3 <> RF

Universe Description:

Text: * [Cannot exceed total payment.](#)

Check Instructions:

Type: Hard

Skip Instructions: Go back to PRNINJX3

PYPRINIJ

Field

BSECT3A1.BCurrentProps.BMCHANGE.PYPRINIJ

Description: Principal

Form Pane Label:

SAS Name: PYPRINIJ

Tag Name:

Inherited Universe:

Universe:

Universe Description:

Question Text:

Type: String

Length: 1

Don't Know

Refuse

Empty

On Input

On Output

Array:

Special Instructions: NOTE: See PYRINIJ for how to set this field

Valid Values: 1 = Principal

8 = Refused

9 = Don't know

Instrument SAS Name: PYPRINIJ

Destination Data Set: EOPF

Field

PYINTSTJ

BSECT3A1.BCurrentProps.BMCHANGE.PYINTSTJ

Description: Interest

Form Pane Label:

SAS Name: PYINTSTJ

Tag Name:

Inherited Universe:

Universe:

Universe Description:

Question Text:

Type: String

Length: 1

- Don't Know
- Refuse
- Empty

- On Input
- On Output

Array:

Special Instructions: NOTE: See PYRINIJ for how to set this field

Valid Values: 2 = Interest

8 = Refused

9 = Don't know

Instrument SAS Name: PYINTSTJ

Destination Data Set: EOPF

PYPROTXJ

Field

BSECT3A1.BCurrentProps.BMCHANGE.PYPROTXJ

Description: Property Taxes

Form Pane Label:

SAS Name: PYPROTXJ

Tag Name:

Inherited Universe:

Universe:

Universe Description:

Question Text:

Type: String

Length: 1

- Don't Know
- Refuse
- Empty

- On Input
- On Output

Array:

Special Instructions: NOTE: See PYRINIJ for how to set this field

Valid Values: 3 = Property tax

8 = Refused

9 = Don't know

Instrument SAS Name: PYPROTXJ

Destination Data Set: EOPF

Field

PYPROINJ

BSECT3A1.BCurrentProps.BMCHANGE.PYPROINJ

Description: Property insurance

Form Pane Label:

SAS Name: PYPROINJ

Tag Name:

Inherited Universe:

Universe:

Universe Description:

Question Text:

Type: String

Length: 1

- Don't Know
- Refuse
- Empty

- On Input
- On Output

Array:

Special Instructions: NOTE: See PYRINIJ for how to set this field

Valid Values: 4 = Property insurance

8 = Refused

9 = Don't know

Instrument SAS Name: PYPROINJ

Destination Data Set: EOPF

PYMORINJ

Field

BSECT3A1.BCurrentProps.BMCHANGE.PYMORINJ

Description: Mortgage guarantee insurance

Form Pane Label:

SAS Name: PYMORINJ

Tag Name:

Inherited Universe:

Universe:

Universe Description:

Question Text:

Type: String

Length: 1

- Don't Know
- Refuse
- Empty

- On Input
- On Output

Array:

Special Instructions: NOTE: See PYRINIJ for how to set this field

Valid Values: 5 = Mortgage guarantee insurance

8 = Refused

9 = Don't know

Instrument SAS Name: PYMORINJ

Destination Data Set: EOPF

Field

PYOTHERJ

BSECT3A1.BCurrentProps.BMCHANGE.PYOTHERJ

Description: Any other payments

Form Pane Label:

SAS Name: PYOTHERJ

Tag Name:

Inherited Universe:

Universe:

Universe Description:

Question Text:

Type: String

Length: 1

- Don't Know
- Refuse
- Empty

- On Input
- On Output

Array:

Special Instructions: NOTE: See PYRINIJ for how to set this field

Valid Values: 6 = Any other payments

8 = Refused

9 = Don't know

Instrument SAS Name: PYOTHERJ

Destination Data Set: EOPF

LOAN_NOJ

Field

BSECT3A1.BCurrentProps.BMCHANGE.LOAN_NOJ

Description: Loan number

Form Pane Label:

SAS Name: LOAN_NOJ

Tag Name:

Inherited Universe:

Universe:

Universe Description:

Question Text:

Type: Integer

Length: 3

Min:

Max:

- Don't Know
- Refuse
- Empty

- On Input
- On Output

Array:

Special Instructions: NOTE: See MCHANGE for how to set this field

Valid Values: 1-399

Instrument SAS Name: LOAN_NOJ

Destination Data Set: EOPF

Field

ORGM_TJX
BSECT3A1.BCurrentProps.BMCHANGE.ORGM_TJX

Description: Range edit flag for ORGMRTJX

Form Pane Label:

SAS Name: ORGM_TJX

Tag Name:

Inherited Universe:

Universe:

Universe Description:

Question Text:

Type: String

Length: 2

- Don't Know
- Refuse
- Empty

- On Input
- On Output

Array:

Special Instructions: NOTE: See ERR1_ORGMRTJX for how to set this field

Valid Values: A1 = Range edit failed
(ERR1 check was suppressed)
Blank = Range edit passed

Instrument SAS Name: ORGM_TJX

Destination Data Set: EOPF

M RTP _ T J X

Field

BSECT3A1.BCurrentProps.BMCHANGE.M RTP _ T J X

Description: Range edit flag for MRTPMTJX

Form Pane Label:

SAS Name: MRTP_TJX

Tag Name:

Inherited Universe:

Universe:

Universe Description:

Question Text:

Type: String

Length: 2

- Don't Know
- Refuse
- Empty

- On Input
- On Output

Array:

Special Instructions: NOTE: See ERR1_MRTPMTJX for how to set this field

Valid Values: A1 = Range edit failed
(ERR1 check was suppressed)
Blank = Range edit passed

Instrument SAS Name: MRTP_TJX

Destination Data Set: EOPF

Field

PRIN_NJX
BSECT3A1.BCurrentProps.BMCHANGE.PRIN_NJX

Description: Range edit flag for PRININJX

Form Pane Label:

SAS Name: PRIN_NJX

Tag Name:

Inherited Universe:

Universe:

Universe Description:

Question Text:

Type: String

Length: 2

- Don't Know
- Refuse
- Empty

- On Input
- On Output

Array:

Special Instructions: NOTE: See ERR1_PRININJX for how to set this field

Valid Values: A1 = Range edit failed
(ERR1 check was suppressed)
Blank = Range edit passed

Instrument SAS Name: PRIN_NJX

Destination Data Set: EOPF

NEWM_RTJ

Field

BSECT3A1.BCurrentProps.BMCHANGE.NEWM_RTJ

Description: Range edit flag for NEWMRRTJ

Form Pane Label:

SAS Name: NEWM_RTJ

Tag Name:

Inherited Universe:

Universe:

Universe Description:

Question Text:

Type: String

Length: 2

- Don't Know
- Refuse
- Empty

- On Input
- On Output

Array:

Special Instructions: NOTE: See ERR1_NEWMRRTJ for how to set this field

Valid Values: A1 = Range edit failed
(ERR1 check was suppressed)
Blank = Range edit passed

Instrument SAS Name: NEWM_RTJ

Destination Data Set: EOPF

Field

PYMTJX1_
BSECT3A1.BCurrentProps.BMCHANGE.PYMTJX1_

Description: Range edit for PYMTJX1

Form Pane Label:

SAS Name: PYMTJX1_

Tag Name:

Inherited Universe:

Universe:

Universe Description:

Question Text:

Type: String

Length: 2

- Don't Know
- Refuse
- Empty

- On Input
- On Output

Array:

Special Instructions: NOTE: See ERR1_PYMTJX1 for how to set this field

Valid Values: A1 = Range edit failed
(ERR1 check was suppressed)
Blank = Range edit passed

Instrument SAS Name: PYMTJX1_

Destination Data Set: EOPF

PYMTJX2_

Field

BSECT3A1.BCurrentProps.BMCHANGE.PYMTJX2_

Description: Range edit for PYMTJX2**Form Pane Label:****SAS Name:** PYMTJX2_**Tag Name:****Inherited Universe:****Universe:****Universe Description:****Question Text:****Type:** String**Length:** 2

- Don't Know
- Refuse
- Empty

- On Input
- On Output

Array: **Special Instructions:** NOTE: See ERR1_PYMTJX2 for how to set this field

Valid Values: A1 = Range edit failed
(ERR1 check was suppressed)
Blank = Range edit passed

Instrument SAS Name: PYMTJX2_**Destination Data Set:** EOPF

Field

PYMTJX3_

BSECT3A1.BCurrentProps.BMCHANGE.PYMTJX3_

Description: Range edit for PYMTJX3

Form Pane Label:

SAS Name: PYMTJX3_

Tag Name:

Inherited Universe:

Universe:

Universe Description:

Question Text:

Type: String

Length: 2

- Don't Know
- Refuse
- Empty

- On Input
- On Output

Array:

Special Instructions: NOTE: See ERR1_PYMTJX3 for how to set this field

Valid Values: A1 = Range edit failed
(ERR1 check was suppressed)
Blank = Range edit passed

Instrument SAS Name: PYMTJX3_

Destination Data Set: EOPF

PRNI_JX1

Field

BSECT3A1.BCurrentProps.BMCHANGE.PRNI_JX1

Description: Range edit for PRNINJX1

Form Pane Label:

SAS Name: PRNI_JX1

Tag Name:

Inherited Universe:

Universe:

Universe Description:

Question Text:

Type: String

Length: 2

- Don't Know
- Refuse
- Empty

- On Input
- On Output

Array:

Special Instructions: NOTE: See ERR1_PRININJX1 for how to set this field

Valid Values: A1 = Range edit failed
(ERR1 check was suppressed)
Blank = Range edit passed

Instrument SAS Name: PRNI_JX1

Destination Data Set: EOPF

Field

PRNI_JX2
BSECT3A1.BCurrentProps.BMCHANGE.PRNI_JX2

Description: Range edit for PRNINJX2

Form Pane Label:

SAS Name: PRNI_JX2

Tag Name:

Inherited Universe:

Universe:

Universe Description:

Question Text:

Type: String

Length: 2

- Don't Know
- Refuse
- Empty

- On Input
- On Output

Array:

Special Instructions: NOTE: See ERR1_PRININJX2 for how to set this field

Valid Values: A1 = Range edit failed
(ERR1 check was suppressed)
Blank = Range edit passed

Instrument SAS Name: PRNI_JX2

Destination Data Set: EOPF

PRNI_JX3

Field

BSECT3A1.BCurrentProps.BMCHANGE.PRNI_JX3

Description: Range edit for PRNINJX3

Form Pane Label:

SAS Name: PRNI_JX3

Tag Name:

Inherited Universe:

Universe:

Universe Description:

Question Text:

Type: String

Length: 2

- Don't Know
- Refuse
- Empty

- On Input
- On Output

Array:

Special Instructions: NOTE: See ERR1_PRININJX3 for how to set this field

Valid Values: A1 = Range edit failed
(ERR1 check was suppressed)
Blank = Range edit passed

Instrument SAS Name: PRNI_JX3

Destination Data Set: EOPF

Field

VARRTJ

BSECT3A1.BCurrentProps.BMCHANGE.VARRTJ

Description: Variable/adjustable interest rate

Form Pane Label:

SAS Name: VARRTJ

Tag Name:

Inherited Universe:

Universe:

Universe Description:

Question Text:

Type: String

Length: 1

- Don't Know
- Refuse
- Empty

- On Input
- On Output

Array:

Special Instructions: NOTE: See PAYTYPJ for how to set this field

Valid Values: 1 = Variable/adjustable interest rate

8 = Refused

9 = Don't know

Instrument SAS Name: VARRTJ

Destination Data Set: EOPF

INTONLJ

Field

BSECT3A1.BCurrentProps.BMCHANGE.INTONLJ

Description: Interest only

Form Pane Label:

SAS Name: INTONLJ

Tag Name:

Inherited Universe:

Universe:

Universe Description:

Question Text:

Type: String

Length: 1

- Don't Know
- Refuse
- Empty

- On Input
- On Output

Array:

Special Instructions: NOTE: See PAYTYPJ for how to set this field

Valid Values: 1 = Interest only

8 = Refused

9 = Don't know

Instrument SAS Name: INTONLJ

Destination Data Set: EOPF

Field

OTHRTJ

BSECT3A1.BCurrentProps.BMCHANGE.OTHRTJ

Description: Another type of loan

Form Pane Label:

SAS Name: OTHRTJ

Tag Name:

Inherited Universe:

Universe:

Universe Description:

Question Text:

Type: String

Length: 1

- Don't Know
- Refuse
- Empty

- On Input
- On Output

Array:

Special Instructions: NOTE: See PAYTYPJ for how to set this field

Valid Values: 3 = Another type of loan

8 = Refused

9 = Don't know

Instrument SAS Name: OTHRTJ

Destination Data Set: EOPF

MATCHID

Field

BSECT3A1.BCurrentProps.BMCHANGE.MATCHID

Description: Mortgage Match ID - Output Only Field

Form Pane Label:

SAS Name:

Tag Name:

Inherited Universe:

Universe:

Universe Description:

Question Text:

Type: Integer

Length: 2

Min: 1

Max: 99

- Don't Know
- Refuse
- Empty

On Input

On Output

Store Instructions: Set = 850003.MATCHID

Array:

Special Instructions: Set in Post processing and used to match the current interview records with the previous quarter records.

Valid Values: 1-99

Instrument SAS Name: MATCHID

Destination Data Set: EOPF

Field

OWNYJ

BSECT3A1.BCurrentProps.BMCHANGE.OWNYJ

Description: Property code from SCIF

Form Pane Label:

SAS Name: OWNYJ

Tag Name:

Inherited Universe:

Universe:

Universe Description:

Question Text:

Type: String

Length: 3

- Don't Know
- Refuse
- Empty

- On Input
- On Output

Array:

Special Instructions: Valid Values: 100, 200, 300, 400

Instrument SAS Name: OWNYJ

Destination Data Set: EOPF

THomeEquity

Block

BSECT3A1.BCurrentProps.THomeEquity

Description: Update questions for Line of Credit Home Equity Loans

Tab Name:

Fly Over Name:

Universe Type: If

Inherited Universe:

Universe: 8500.HWMNYLOC >= 1 and TStillown.Brow.OBSNSZBA <> 100

Universe Description: ANY good home equity loans and property is not 100 percent business and all mortgages/lis have been updated

Array:

Block Instructions: 1. For the table, the first 3 fields should be pre-filled with data from the input file. Only display the loans for the current property.

8500.PROP_NOH (property number)

8500.PROPDESC (description of property from 3B)

8500.LOAN_NOH (loan number)

2. Do not display previously disposed of properties
(8500.OPH_STAT = 3)

3. Gray out the first 3 columns. They should be "show" only.

4. Place the cursor on the 4th column (PDLOAN2).
This is the 1st question to be asked.

5. Max number of grid lines =

Block

BHomeEquity

BSECT3A1.BCurrentProps.THomeEquity.BHomeEquity

Description:

Tab Name:

Fly Over Name:

Universe Type: While

Inherited Universe:

Universe: (8500.OPH_STAT <> 3 for this record) AND
(ROW # <= 8500.HWMNYLOC)

Universe Description:

Array:

Block Instructions:

IPROP_NOH

Field

BSECT3A1.BCurrentProps.THomeEquity.BHomeEquity.IPROP_NOH

Description: 8500 Property Number - SHOW ONLY

Form Pane Label: Prop #

SAS Name:

Tag Name:

Inherited Universe:

Universe:

Universe Description:

Question Text: ** SHOW ONLY **

Type: Integer

Length: 2

Min: 1

Max: 20

- Don't Know
- Refuse
- Empty

- On Input
- On Output

Store Instructions: Set IPROP_NOH = 8500.PROP_NOH

Array:

Field

PROPDES

BSECT3A1.BCurrentProps.THomeEquity.BHomeEquity.PROPDES

Description: 8500 Property Description - SHOW ONLY

Form Pane Label: Description

SAS Name:

Tag Name:

Inherited Universe:

Universe:

Universe Description:

Question Text: ** SHOW ONLY **

Type: String

Length: 30

- Don't Know
- Refuse
- Empty

- On Input
- On Output

Store Instructions: Set PROPDES = 8500.PROPDESC

Array:

I_LoanNOH

Field

BSECT3A1.BCurrentProps.THomeEquity.BHomeEquity.I_LoanNOH

Description: 8500 Loan Number - SHOW ONLY

Form Pane Label: Loan #

SAS Name:

Tag Name:

Inherited Universe:

Universe:

Universe Description:

Question Text: ** SHOW ONLY **

Type: Integer

Length: 3

Min: 0

Max: 997

- Don't Know
- Refuse
- Empty

- On Input
- On Output

Store Instructions: Set I_LoanNOH = 8500.LOAN_NOH

Array:

Field

PDLOAN2

BSECT3A1.BCurrentProps.THomeEquity.BHomeEquity.PDLOAN2

Description: Made any payments on home equity loan

Form Pane Label: Home Equity Pymts

SAS Name: PDLOAN2

Tag Name: PDLOAN2

Inherited Universe:

Universe:

Universe Description:

Question Text: Since the first of ^REF_MONTH, ^have_has2 ^YOU_YRCU made any payments for your home equity line of credit?

Fills: REF_MONTH

Instructions: Set REF_MONTH = 3 months before the interview.

Calculated by taking the INTPER from record type 10 to come up with the base month to start from.

Fills: have_has2

Instructions: IF NUMHOUSE = 1 then fill "have"
ELSE fill "has"

Fills: YOU_YRCU

Instructions: IF NUMHOUSE = 1 then fill "you"
ELSE fill "your household"

Type: Enumerated

Length: 1

Answer List: TYesNo

Value:	Mnemonic:	Description:
1	Yes	Yes
2	No	No

- Don't Know
- Refuse
- Empty

On Input
 On Output

Array:

Skip Instructions: 1: Goto PD2AMTX1

2,DK,RF: Goto TOTOWED2

Instrument SAS Name: PDLOAN2

Destination Data Set: EOPH

Field

PD2AMTX1

BSECT3A1.BCurrentProps.THomeEquity.BHomeEquity.PD2AMTX1

Description: Total amount paid in ref month

Form Pane Label: \$ ref month

SAS Name: PD2AMTX1

Tag Name: PD2AMTX1

Inherited Universe:

Universe: PDLOAN2 = 1

Universe Description:

Question Text: What was the total amount paid in ^REF_MONTH?

Fills: REF_MONTH

Instructions: Set REF_MONTH = 3 months before the interview.

Calculated by taking the INTPER from record type 10 to come up with the base month to start from.

Type: Integer

Length: 9

Min: 0

Max: 99999999

Don't Know

Refuse

Empty

On Input

On Output

Store Instructions: IF (PD2AMTX1 = DK, RF or 0) OR

(8500.OWNYB = 100 and PD2AMTX1 = 15-6000)

(8500.OWNYB = 200-400 and PD2AMTX1 = 35-35000) THEN

Set PD2A_TX1 = EMPTY

Array:

Special Instructions: Display a \$ and comma in the entry field.

Skip Instructions: 1-99999999: IF (8500.OWNYB = 100 and PD2AMTX1 lt 15 or gt 6000)

OR (8500.OWNYB = 200-400 and PD2AMTX1 lt 35 or gt

35000) then goto ERR1_PD2AMTX1
ELSE goto PD2AMTX2

0,DK,RF: Goto PD2AMTX2

Instrument SAS Name: PD2AMTX1

Destination Data Set: EOPH

Check

ERR1_PD2AMTX1

BSECT3A1.BCurrentProps.THomeEquity.BHomeEquity.ERR1_PD2AMTX1

Description: Out of Range Check

Inherited Universe:

Universe: [(8500.OWNYB = 100 and PD2AMTX1 lt 15 or gt 6000) OR
(8500.OWNYB = 200-400 and PD2AMTX1 lt 35 or gt 35000)]
AND PD2AMTX1 <> 0 and PD2AMTX1 <> DK and PD2AMTX1 <> RF

Universe Description:

Text: ♦ THE VALUE ENTERED IS UNSUALLY HIGH OR LOW

PLEASE VERIFY AND IF CORRECT, ENTER ITEM LEVEL NOTE

Check Instructions: IF suppressed then set PD2A_TX1 = A1

Type: Soft

Skip Instructions: Suppress: Goto PD2AMTX2

ALL others, go back to PD2AMTX1

PD2AMTX2

Field

BSECT3A1.BCurrentProps.THomeEquity.BHomeEquity.PD2AMTX2

Description: Total amount paid in [two months]

Form Pane Label: \$ month 2

SAS Name: PD2AMTX2

Tag Name: PD2AMTX2

Inherited Universe:

Universe: PDLOAN2 = 1

Universe Description: PD2AMTX1 has been answered

Question Text: What was the total amount paid in ^TWO_MONTH?

Fills: TWO_MONTH

Instructions: TWO_MONTH = month 2 months before the interview.

Calculated by taking the INTPER from record type 10 to come up with the base month to start from.

Type: Integer

Length: 9

Min: 0

Max: 99999999

Don't Know

Refuse

Empty

On Input

On Output

Store Instructions: IF (PD2AMTX2 = DK, RF or 0) OR
(8500.OWNYB = 100 and PD2AMTX2 = 15-6000)
(8500.OWNYB = 200-400 and PD2AMTX2 = 35-35000) THEN
Set PD2A_TX2 = EMPTY

Array:

Special Instructions: Display a \$ and comma in the entry field.

Skip Instructions: 1-99999999: IF (8500.OWNYB = 100 and PD2AMTX2 lt 15 or gt 6000)

OR (8500.OWNYB = 200-400 and PD2AMTX2 lt 34 or
gt 35000) then goto ERR1_PD2AMTX2
ELSE goto PD2AMTX3

0,DK,RF: Goto PD2AMTX3

Instrument SAS Name: PD2AMTX2

Destination Data Set: EOPH

ERR1_PD2AMTX2

Check

BSECT3A1.BCurrentProps.THomeEquity.BHomeEquity.ERR1_PD2AMTX2

Description: Out of Range Check

Inherited Universe:

Universe: [(8500.OWNYB = 100 and PD2AMTX2 lt 15 or gt 6000) OR
(8500.OWNYB = 200-400 and PD2AMTX2 lt 34 or gt 35000)] AND
PD2AMTX2 <> DK and PD2AMTX2 <> RF and PD2AMTX2 <> 0

Universe Description:

Text: ♦ THE VALUE ENTERED IS UNUSUALLY HIGH OR LOW

PLEASE VERIFY AND IF CORRECT, ENTER ITEM LEVEL NOTE

Check Instructions: IF suppressed then set PD2A_TX2 = A1

Type: Soft

Skip Instructions: Suppress: Goto PD2AMTX3

All others, go back to PD2AMTX2

Field

PD2AMTX3

BSECT3A1.BCurrentProps.THomeEquity.BHomeEquity.PD2AMTX3

Description: Total amount paid in [last month]

Form Pane Label: \$ last month

SAS Name: PD2AMTX3

Tag Name: PD2AMTX3

Inherited Universe:

Universe: PDLOAN2 = 1

Universe Description: PD2AMTX2 has been answered

Question Text: What was the total amount paid in ^LAST_MONTH?

Fills: LAST_MONTH

Instructions: LAST_MONTH = last month before the interview.

Calculated by taking the INTPER from record type 10 to come up with the base month to start from.

Type: Integer

Length: 9

Min: 0

Max: 99999999

Don't Know

Refuse

Empty

On Input

On Output

Store Instructions: IF (PD2AMTX3 = DK, RF or 0) OR
(8500.OWNYB = 100 and PD2AMTX3 = 15-6000)
(8500.OWNYB = 200-400 and PD2AMTX3 = 35-35000) THEN
Set PD2A_TX3 = EMPTY

Array:

Special Instructions: Display a \$ and comma in the entry field.

Skip Instructions: 1-99999999: IF (8500.OWNYB = 100 and PD2AMTX3 lt 15 or gt 6000)

OR (8500.OWNYB = 200-400 and PD2AMTX3 lt 34 or
gt 35000) then goto ERR1_PD2AMTX3
ELSE goto TOTOWED2

0,DK,RF: Goto TOTOWED2

Instrument SAS Name: PD2AMTX3

Destination Data Set: EOPH

Check

ERR1_PD2AMTX3

BSECT3A1.BCurrentProps.THomeEquity.BHomeEquity.ERR1_PD2AMTX3

Description: Out of Range Check

Inherited Universe:

Universe: [(8500.OWNYB = 100 and PD2AMTX3 lt 15 or gt 6000) OR
(8500.OWNYB = 200-400 and PD2AMTX3 lt 34 or gt 35000)]
AND PD2AMTX3 <> DK and PD2AMTX3 <> RF and PD2AMTX3 <> 0

Universe Description:

Text: ♦ THE VALUE ENTERED IS UNUSUALLY HIGH OR LOW

PLEASE VERIFY AND IF CORRECT, ENTER ITEM LEVEL NOTE

Check Instructions: IF suppressed then set PD2A_TX3 = A1

Type: Soft

Skip Instructions: Suppress: Goto TOTOWED2

All others, go back to PD2AMTX3

CK_PD2AMTX3

Check

BSECT3A1.BCurrentProps.THomeEquity.BHomeEquity.CK_PD2AMTX3

Description: \$0 entered for all expenses after answering "yes" to PDLOAN2

Inherited Universe:

Universe: PD2AMTX1 = 0 and PD2AMTX2 = 0 and PD2AMTX3 = 0

Universe Description: PD2AMTX1-3 = 0

Text: * \$0 WAS ENTERED FOR PAYMENT AFTER ANSWERING "YES" TO SCREENER

PLEASE VERIFY

Check Instructions:

Type: Hard

Skip Instructions: Go back to PDLOAN2

Field

TOTOWED2

BSECT3A1.BCurrentProps.THomeEquity.BHomeEquity.TOTOWED2

Description: Total amount owed on home equity loan

Form Pane Label: Amount Owed

SAS Name: TOTOWED2

Tag Name: TOTOWED2

Inherited Universe:

Universe: (PD2AMTX3 = 0-99999999, DK or RF) OR (PDLOAN2 = 2, DK or R)

Universe Description:

Question Text: ^TOTOWED2_FILL

Fills: TOTOWED2_FILL

Instructions: IF PDLOAN2 = 2, DK, RF, fill "How much was owed at the end of ^LAST_MONTH?"

ELSEIF PD2AMTX3 ne 0 or (PD2AMTX3 = DK or RF), fill "How much was owed at the end of ^TWO_MONTH before the payment made in ^LAST_MONTH?"

ELSEIF PD2AMTX2 ne 0 or (PD2AMTX2 = DK or RF), fill "How much was owed at the end of ^REF_MONTH before the payment made in ^TWO_MONTH?"

ELSEIF PD2AMTX1 ne 0 or (PD2AMTX1 = DK or RF), fill, "How much was owed at the end of ^PRE_REF_MONTH before the payment made in ^REF_MONTH?"

Fills: LAST_MONTH

Instructions: LAST_MONTH = last month before the interview.

Calculated by taking the INTPER from record type 10 to come up with the base month to start from.

Fills: TWO_MONTH

Instructions: TWO_MONTH = month 2 months before the interview.

Calculated by taking the INTPER from record type 10 to come up with the base month to start from.

Fills: REF_MONTH

Instructions: Set REF_MONTH = 3 months before the interview.

Calculated by taking the INTPER from record type 10 to come up with the base month to start from.

Fills: PRE_REF_MONTH

Instructions: Fill REF_MONTH - 1
(the month prior to the reference month)

Type: Integer
Length: 9

Min: 0
Max: 99999999

Don't Know
 Refuse
 Empty

On Input
 On Output

Store Instructions: IF (TOTOWED2 = DK, RF or 0) OR
(8500.OWNYB = 100 and TOTOWED2 = 165-104400)
(8500.OWNYB = 200-400 and TOTOWED2 = 2000-100000) THEN
Set TOTO_ED2 = EMPTY

Array:

Special Instructions: Display a \$ and comma in the entry field.

Skip Instructions: IF TOTOWED2 lt PD2AMTX3 then goto CK_TOTOWED2

ELSEIF (8500.OWNYB = 100 and TOTOWED2 = 1-165 or gt 104400) OR
(8500.OWNYB = 200-400 and TOTOWED2 = 1-2000 or gt 100000)
then goto ERR1_TOTOWED2

ELSE goto PDLOAN2 for next loan for this property
with 8500.OPH_STAT = 1

if no more loans for this property with
8500.OPH_STAT = 1 then exit block and
goto TAddmort.Baddmort.ADDMORT

Instrument SAS Name: TOTOWED2

Destination Data Set: EOPH

Check

CK_TOTWED2

BSECT3A1.BCurrentProps.THomeEquity.BHomeEquity.CK_TOTWED2

Description: Last payment gt Total \$

Inherited Universe:

Universe: (TOTOWED2 It PD2AMTX3) AND
(PD2AMTX3 <> 0 and PD2AMTX3 <> DK and PD2AMTX3 <> RF) AND
(TOTOWED2 <> DK and TOTOWED2 <> RF and TOTOWED2 <> 0 or TOTOWED2
<> EMPTY)

Universe Description:

Text: * Total amount owed must be greater than or equal to amount of last payment.

Check Instructions:

Type: Hard

Skip Instructions: Go back to TOTOWED2

ERR1_TOTOWED2

Check

BSECT3A1.BCurrentProps.THomeEquity.BHomeEquity.ERR1_TOTOWED2

Description: Out of Range Check

Inherited Universe:

Universe: [(8500.OWNYB = 100 and TOTOWED2 lt 165 or gt 104400) OR
(8500.OWNYB = 200-400 and TOTOWED2 lt 2000 or gt 100000)]
AND TOTOWED2 <> 0 and TOTOWED2 <> DK and TOTOWED2 <> RF

Universe Description:

Text: ♦ THE VALUE ENTERED IS UNUSUALLY HIGH OR LOW

PLEASE VERIFY AND IF CORRECT, ENTER ITEM LEVEL NOTE

Check Instructions: IF suppressed then set TOTO_ED2 = A1

Type: Soft

Skip Instructions: Suppress: Goto PDLOAN2 for next loan for this property
with 8500.OPH_STAT = 1
if no more loans for this property with
8500.OPH_STAT = 1 then exit block and
goto TAddmort.Baddmort.ADDMORT

All others, go back to TOTOWED2

Field

PROP_NOJ

BSECT3A1.BCurrentProps.THomeEquity.BHomeEquity.PROP_NOJ

Description: Property number for loan

Form Pane Label:

SAS Name:

Tag Name:

Inherited Universe:

Universe:

Universe Description:

Question Text:

Type: String

Length: 2

- Don't Know
- Refuse
- Empty

- On Input
- On Output

Array:

Special Instructions: Valid Values: 1-99

Instrument SAS Name: PROP_NOJ

Destination Data Set: EOPH

LOAN_NOJ

Field

BSECT3A1.BCurrentProps.THomeEquity.BHomeEquity.LOAN_NOJ

Description: Loan number

Form Pane Label:

SAS Name:

Tag Name:

Inherited Universe:

Universe:

Universe Description:

Question Text:

Type: Integer

Length: 3

Min:

Max:

- Don't Know
- Refuse
- Empty

- On Input
- On Output

Array:

Special Instructions: Valid Values: 300-399

Instrument SAS Name: LOAN_NOJ

Destination Data Set: EOPH

Field

PD2A_TX1

BSECT3A1.BCurrentProps.THomeEquity.BHomeEquity.PD2A_TX1

Description: Range edit flag for PD2AMTX1

Form Pane Label:

SAS Name: PD2A_TX1

Tag Name:

Inherited Universe:

Universe:

Universe Description:

Question Text:

Type: String

Length: 2

- Don't Know
- Refuse
- Empty

- On Input
- On Output

Array:

Special Instructions: NOTE: See ERR1_PD2AMTX1 for how to set this field

Valid Values: A1 = Range edit failed
(ERR1 check was suppressed)
Blank = Range edit passed

Instrument SAS Name: PD2A_TX1

Destination Data Set: EOPH

PD2A_TX2

Field

BSECT3A1.BCurrentProps.THomeEquity.BHomeEquity.PD2A_TX2

Description: Range edit flag for PD2AMTX2

Form Pane Label:

SAS Name: PD2A_TX2

Tag Name:

Inherited Universe:

Universe:

Universe Description:

Question Text:

Type: String

Length: 2

- Don't Know
- Refuse
- Empty

- On Input
- On Output

Array:

Special Instructions: NOTE: See ERR1_PD2AMTX2 for how to set this field

Valid Values: A1 = Range edit failed
(ERR1 check was suppressed)
Blank = Range edit passed

Instrument SAS Name: PD2A_TX2

Destination Data Set: EOPH

Field

PD2A_TX3

BSECT3A1.BCurrentProps.THomeEquity.BHomeEquity.PD2A_TX3

Description: Range edit flag for PD2AMTX3

Form Pane Label:

SAS Name: PD2A_TX3

Tag Name:

Inherited Universe:

Universe:

Universe Description:

Question Text:

Type: String

Length: 2

- Don't Know
- Refuse
- Empty

- On Input
- On Output

Array:

Special Instructions: NOTE: See ERR1_PD2AMTX3 for how to set this field

Valid Values: A1 = Range edit failed
(ERR1 check was suppressed)
Blank = Range edit passed

Instrument SAS Name: PD2A_TX3

Destination Data Set: EOPH

TOTO_ED2

Field

BSECT3A1.BCurrentProps.THomeEquity.BHomeEquity.TOTO_ED2

Description: Range edit flag for TOTOWED2

Form Pane Label:

SAS Name: TOTO_ED2

Tag Name:

Inherited Universe:

Universe:

Universe Description:

Question Text:

Type: String

Length: 2

- Don't Know
- Refuse
- Empty

- On Input
- On Output

Array:

Special Instructions: NOTE: See ERR1_TOTOWED2 for how to set this field

Valid Values: A1 = Range edit failed
(ERR1 check was suppressed)
Blank = Range edit passed

Instrument SAS Name: TOTO_ED2

Destination Data Set: EOPH

Field

MATCHID

BSECT3A1.BCurrentProps.THomeEquity.BHomeEquity.MATCHID

Description: Loan Match ID - Output Only Field

Form Pane Label:

SAS Name:

Tag Name:

Inherited Universe:

Universe:

Universe Description:

Question Text:

Type: Integer

Length: 2

Min: 1

Max: 99

- Don't Know
- Refuse
- Empty

- On Input
- On Output

Store Instructions: Set = 850004.MATCHID

Array:

Special Instructions: Set in Post processing and used to match the current interview records with the previous quarter records.

Valid Values: 1-99

Instrument SAS Name: MATCHID

Destination Data Set: EOPH

TAddmort

Block

BSECT3A1.BCurrentProps.TAddmort

Description: Any Additional Mortgages/Loans

Tab Name:

Fly Over Name:

Universe Type: If

Inherited Universe:

Universe: (TStillown.Brow.OBSNSZBA <> 100 OR BCeintro.BUSCREEN = 2) AND
8500.OWNYB <> 600

Universe Description: (ALL loans on the inventory chart for this property have been updated OR There are
no loans for this property) AND OWNYB ne 600 and property is not 100% business

Array:

Block Instructions:

Block

BADDMORT
BSECT3A1.BCurrentProps.TAddmort.BADDMORT

Description:

Tab Name:
Fly Over Name:
Universe Type: While

Inherited Universe:

Universe: (OTHLOAN from previous row = 1) OR (ROW number = 1)

Universe Description:

Array:

Block Instructions: Max table lines: 8

ADDMORT

Field

BSECT3A1.BCurrentProps.TAddmort.BADDMORT.ADDMORT

Description: Any additional mortgages/loans

Form Pane Label: Additional Mortgages

SAS Name:

Tag Name: ADDMORT

Inherited Universe:

Universe: Row # = 1

Universe Description:

Question Text: Since the first of ^REF_MONTH, ^have_has2 ^YOU_YRCU obtained any ^Additional mortgages, including second mortgages or home equity loans, for your ^I_PROPDESC?

^Auxrevmorg

Fills: REF_MONTH

Instructions: Set REF_MONTH = 3 months before the interview.
Calculated by taking the INTPER from record type 10 to come up with the base month to start from.

Fills: have_has2

Instructions: IF NUMHOUSE = 1 then fill "have"
ELSE fill "has"

Fills: YOU_YRCU

Instructions: IF NUMHOUSE = 1 then fill "you"
ELSE fill "your household"

Fills: Additional

Instructions: If there are records on the input with 8500.OPF_STAT = 1 OR 8500.OPH_STAT = 1 then fill "additional"

Fills: I_PROPDESC

Instructions: Fill entry in 8500.PROPDESC

Fills: Auxrevmorg

Instructions: If AGE62 = 1 then fill "Do not include reverse mortgages."
Else fill blank

Type: Enumerated
Length: 1

Answer List: TYesNo

Value:	Mnemonic:	Description:
1	Yes	Yes
2	No	No

- Don't Know
- Refuse
- Empty

- On Input
- On Output

Array:

Skip Instructions: 1: Goto HEQUITY

2,DK,RF: Exit block and goto S3A1_CHK1

Instrument SAS Name: ADDMORT

HEQUITY

Field

BSECT3A1.BCurrentProps.TAddmort.BADDMORT.HEQUITY

Description:

Form Pane Label: Loan Type

SAS Name:

Tag Name: HEQUITY

Inherited Universe:

Universe: (ADDMORT = 1) OR (OTHLOAN[row - 1] = 1)

Universe Description: Yes there are additional mortgages/loans

Question Text: Was this a mortgage or home equity loan?

Type: Enumerated

Length: 1

Answer List: THequity

Value:	Mnemonic:	Description:
1	Mortgage	Mortgage
2	HEL	Home equity loan

- Don't Know
- Refuse
- Empty

- On Input
- On Output

Array:

Special Instructions: If entry of 1, add a row to the loans grid.
Store 1 in NEWLOAN, set LOANTYPE = 1 and assign the next available 100 level loan number for this property.
(LOAN_NOF)

Skip Instructions: 1,DK,RF: Goto OTHLOAN

2: Goto HELTYPE

Instrument SAS Name: HEQUITY

HELTYPE

Field

BSECT3A1.BCurrentProps.TAddmort.BADDMORT.HELTYPE

Description:

Form Pane Label: Home Equity Type

SAS Name:

Tag Name: HELTYPE

Inherited Universe:

Universe: HEQUITY = 2

Universe Description:

Question Text: There are two basic types of home equity loans:

A loan where ^YOU_YRCU received the entire lump-sum borrowed when ^YOU_YRCU took out the loan; or

A line of credit loan where ^YOU_YRCU can increase the amount borrowed by simply writing a check or using a special credit card.

Which type more closely describes this new home equity loan?

Fills: YOU_YRCU

Instructions: IF NUMHOUSE = 1 then fill "you"
ELSE fill "your household"

Type: Enumerated

Length: 1

Answer List: THELTYPE

Value:	Mnemonic:	Description:
1	lump	Lump sum home equity loan
2	line	Home equity line of credit

- Don't Know
- Refuse
- Empty

- On Input
- On Output

Array:

- Special Instructions:**
1. If HELTYPE = 1 then:
 - add a row to the loans grid.
 - Store 1 in NEWLOAN, set LOANTYPE eq 2 and assign the next available 200 level loan number for this property. (LOAN_NOF)

 2. If HELTYPE = 2 then:
 - add a row to the loans grid,
 - store 1 in NEWLOAN, store 3 in LOANTYPE and assign the next available 300 level loan number for this property (LOAN_NOH)

Skip Instructions: Goto OTHLOAN

Instrument SAS Name: HELTYPE

OTHLOAN

Field

BSECT3A1.BCurrentProps.TAddmort.BADDMORT.OTHLOAN

Description:

Form Pane Label: Any more

SAS Name:

Tag Name: OTHLOAN

Inherited Universe:

Universe: (HEQUITY = 1, DK or RF) OR (HELTYPE = 1, 2, DK or RF)

Universe Description:

Question Text: Did you have any other new mortgages or home equity loans for
^I_PROPDESC?

Fills: I_PROPDESC

Instructions: Fill entry in 8500.PROPDESC

Type: Enumerated

Length: 1

Answer List: TYesNo

Value:	Mnemonic:	Description:
1	Yes	Yes
2	No	No

Don't Know

Refuse

Empty

On Input

On Output

Array:

Skip Instructions: 1: Goto HEQUITY for the next row

2,DK,RF: Exit block and goto S3A1_CHK1

Instrument SAS Name: OTHLOAN

Field

S3A1_CHECK
BSECT3A1.BCurrentProps.S3A1_CHECK

Description: Skip Instructions

Form Pane Label:

SAS Name:

Tag Name:

Inherited Universe:

Universe:

Universe Description:

Question Text:

Type: Classification

Length: 0

- Don't Know
- Refuse
- Empty

- On Input
- On Output

Store Instructions: Set MorTotLoans = Total # of rows where
Taddmort.Baddmort.HEQUITY = 1

Set NumMorts = Total # of rows where
Taddmort.Baddmort.HEQUITY = 1

Set LsTotLoans = Total # of rows where
Taddmort.Baddmort.HEQUITY = 2 and
Taddmort.Baddmort.HELTYPE = 1

Set NumLSHEL = Total # of rows where
Taddmort.Baddmort.HEQUITY = 2 and
Taddmort.Baddmort.HELTYPE = 1

Set NumLchel = Total # of rows where
Taddmort.Baddmort.HEQUITY = 2 and
Taddmort.Baddmort.HELTYPE = 2

Array:

Skip Instructions: If this property was disposed of in the current interview
(OWNSTAT = 4) and OWNYB ne 600, goto Section 3D - BSECT3D

If this property was disposed of in the current interview and it is a residential business
property (OWNYB = 600), goto PURPROP

IF the property is still owned (STILOWN = 1, DK or RF AND
OBSNSZBA ne 100) check to see if there are any new loans
(ADDMORT = 1)

If yes and LOANTYPE = 1 or 2 (of the newly reported
loans) goto Section 3FG - BSECT3F

If yes and LOANTYPE = 3 (of the newly reported loans)
goto Section 3H - BSECT3HTABLE

IF no, goto Section 3I - BSect3I

Field

OWNSTAT
BSECT3A1.BCurrentProps.OWNSTAT

Description: Ownership status

Form Pane Label:

SAS Name: OWNSTAT

Tag Name:

Inherited Universe:

Universe:

Universe Description:

Question Text:

Type: String

Length: 1

Don't Know

Refuse

Empty

On Input

On Output

Array:

Special Instructions: Valid Values 1 = New property

2 = New property, no longer owned (disposed)

3 = Previously reported - Still own

4 = Previously reported - disposed of

5 = 100% business

Instrument SAS Name: OWNSTAT

Destination Data Set: EOPB

BSect3D

Block

BSECT3A1.BCurrentProps.BSect3D

Description: Disposed of Property

Tab Name:

Fly Over Name:

Universe Type: If

Inherited Universe:

Universe: (Tstillown.Brow.STILOWN = 2) AND (8500.OWNYB <> 600)

Universe Description:

Array:

- Block Instructions:**
1. Section Label: Section 3, Part D - Disposed of Property
 2. Pre-fill the property number (PROP_NOD) and property description (PROPDESC from section 3A1) in the form pane.

Field

INCLUDE_03D

BSECT3A1.BCurrentProps.BSect3D.INCLUDE_03D

Description: Include Block BSECT3.BSECT3BDEFGHI.BSect3D

Form Pane Label:

SAS Name:

Tag Name:

Inherited Universe:

Universe:

Universe Description:

Question Text:

Type: Classification

Length: 0

- Don't Know
- Refuse
- Empty

- On Input
- On Output

Array:

Special Instructions: Include Block BSECT3.BSECT3BDEFGHI.BSect3D here

BSECT3F

Block

BSECT3A1.BCurrentProps.BSECT3F

Description: Mortgages and Lump Sum Home Equity Loans

Tab Name:

Fly Over Name:

Universe Type: While

Inherited Universe:

Universe: (Taddmort.Baddmort.HEQUITY = 1) OR \
(Taddmort.Baddmort.HEQUITY = 2 and Taddmort.Baddmort.HELTYPE = 1)

Universe Description: Ask questions for each new loan (NEWLOAN = 1) with \
LOANTYPE = 1 or 2

Array:

Block Instructions: 1. Max # of grid lines: 8 (per property)\
\

2. Section Label: Section 3, Part FG - Mortgages and Lump \
Sum Home Equity Loans\
\

NOTE: This section asks details on new mortgages or lump \
sum home equity loans on old properties (S3A1)\
\

This section is asked for interviews 2-5 when a new \
mortgages or lump sum home equity loan is found in \
Section 3A1.\

\

This section is asked of new loans only (NEWLOAN = 1)

Field

INCLUDE_03F

BSECT3A1.BCurrentProps.BSECT3F.INCLUDE_03F

Description: Include fields/checks from Block BSECT3.BSECT3BDEFGHI.BSect3E.BSect3F

Form Pane Label:

SAS Name:

Tag Name:

Inherited Universe:

Universe:

Universe Description:

Question Text:

Type: Classification

Length: 0

- Don't Know
- Refuse
- Empty

- On Input
- On Output

Array:

Special Instructions: Include all fields/checks from Block BSECT3.BSECT3BDEFGHI.BSect3E.BSect3F here

BSECT3HTable

Block

BSECT3A1.BCurrentProps.BSECT3HTable

Description: Home Equity Line of Credit

Tab Name:

Fly Over Name:

Universe Type: If

Inherited Universe:

Universe: NUMLCHEL > 0

Universe Description: at least one loan where NEWLOAN = 1 and LOANTYPE = 3

Array:

Block Instructions: 1. Max # of Grid Lines: 6\
\
2. Section Label: Section 3, Part H - Home Equity Line of Credit

Field

INCLUDE_03H

BSECT3A1.BCurrentProps.BSECT3HTable.INCLUDE_03H

Description: Include fields/checks from Block
BSECT3.BSECT3BDEFGHI.BSect3E.BSect3HTable.Browsect3H

Form Pane Label:

SAS Name:

Tag Name:

Inherited Universe:

Universe:

Universe Description:

Question Text:

Type: Classification

Length: 0

- Don't Know
- Refuse
- Empty

- On Input
- On Output

Array:

Special Instructions: Include all fields/checks from Block
BSECT3.BSECT3BDEFGHI.BSect3E.BSect3HTable.Browsect3H here

Field

INCLUDE_03I

BSECT3A1.BCurrentProps.BSect3I.INCLUDE_03I

Description: Include fields/checks from Block BSECT3.BSECT3BDEFGHI.BSect3I

Form Pane Label:

SAS Name:

Tag Name:

Inherited Universe:

Universe:

Universe Description:

Question Text:

Type: Classification

Length: 0

- Don't Know
- Refuse
- Empty

- On Input
- On Output

Array:

Special Instructions: Include all fields/checks from Block BSECT3.BSECT3BDEFGHI.BSect3I here

S3CurrentProps_END

Field

BSECT3A1.BCurrentProps.S3CurrentProps_END

Description: End for properties on SCIF

Form Pane Label:

SAS Name:

Tag Name:

Inherited Universe:

Universe:

Universe Description:

Question Text:

Type: Classification

Length: 0

- Don't Know
- Refuse
- Empty

- On Input
- On Output

Array:

Skip Instructions: IF there are more "good" properties on the SCIF then go back to TStillOwn for the next property

ELSE exit block and goto PURPROP

Field

PURPROP
BSECT3A1.PURPROP

Description:

Form Pane Label: Acquired any property

SAS Name:

Tag Name: PURPROP

Inherited Universe:

Universe: (S3_INTRO = 1) AND ((there are no properties in the inventory chart where 8500.OPB_STAT = 1)
OR (all the detail questions have been asked for all properties/loans on the inventory grid))

Universe Description:

Question Text:  9

**^recentacquiredproperty ^Sincefill the first of
^REF_MONTH, ^have_has2 ^YOU_YRCU purchased or otherwise
acquired any property or real estate?**

Fills: recentacquiredproperty

Instructions: If interview 2-5 and the sample unit was reported as owned for the first time in the current interview (OWNED = 1 or STLRENT = 3 and there is no 8500.OWNYB = 100 with 8500.OPB_STAT = 1)- no active sample unit on input, fill "Other than the Sample Unit which you recently acquired"

Fills: Sincefill

Instructions: It the first part of the question is not filled, Capitalize "Since" ELSE fill "since"

Fills: REF_MONTH

Instructions: Set REF_MONTH = 3 months before the interview.
Calculated by taking the INTPER from record type 10 to come up with the base month to start from.

Fills: have_has2

Instructions: IF NUMHOUSE = 1 then fill "have"
ELSE fill "has"

Fills: YOU_YRCU

Instructions: IF NUMHOUSE = 1 then fill "you"
ELSE fill "your household"

Type: Enumerated
Length: 1

Answer List: TYesNo

Value:	Mnemonic:	Description:
1	Yes	Yes
2	No	No

- Don't Know
- Refuse
- Empty

- On Input
- On Output

Array:

Skip Instructions: 1: Goto PCODE

2,DK,RF: Goto 3A1_END

Instrument SAS Name: PURPROP

Field

PCODE
BSECT3A1.PCODE

Description:

Form Pane Label: Property Descriptions

SAS Name:

Tag Name: PCODE

Inherited Universe:

Universe: PURPROP = 1

Universe Description:

Question Text:  9

What kind of property(ies) is this new property or real estate?

✦ Enter all that apply, separate with commas

Type: Set

Max Number of Values: 4

Length: 1

Answer List: TPcode

Value:	Mnemonic:	Description:
1	Vacation	Other homes, vacation homes, recreational properties including timeshares
2	Business	Commercial real estate or farm land
3	Residential	Homes rented out or owned only for investment purposes
4	Land	Land with no buildings on it

- Don't Know
- Refuse
- Empty

- On Input
- On Output

Array:

Skip Instructions: if 1 selected then goto NPROP2

if 2 selected then goto CK_PCODE
if 3 selected then goto NPROP6
if 4 selected then goto NPROP4

Instrument SAS Name: PCODE

Check

CK_PCODE
BSECT3A1.CK_PCODE

Description: Business Property

Inherited Universe:

Universe: 2 selected in PCODE

Universe Description:

Text: ♦ No further information is collected for commercial real estate or farm land.

Press SUPPRESS to continue.

Check Instructions:

Type: Soft

Skip Instructions: Suppress: IF 1 selected then goto NPROP2
ELSEIF 3 selected then goto NPROP6
ELSEIF 4 selected then goto NPROP4
ELSE goto S3A1_END

All others, go back to PCODE

NPROP2

Field

BSECT3A1.NPROP2

Description:

Form Pane Label: # Second/vac homes

SAS Name:

Tag Name: NPROP2

Inherited Universe:

Universe: 1 selected in PCODE

Universe Description:

Question Text: How many other homes, vacation homes or recreational properties, including timeshares?

◆ Exclude right-to-use timeshares, vacation clubs, or destination clubs.

Type: Integer

Length: 2

Min: 1

Max: 20

- Don't Know
- Refuse
- Empty

- On Input
- On Output

Array:

Skip Instructions: IF (OnceNProp2 = 1) AND (NPROP2 < ORIGNPROP2) then
goto CK_NPROP2

ELSEIF 3 selected in PCODE then goto NPROP6

ELSEIF 4 selected in PCODE then goto NPROP4

ELSE goto S3A1_END

Instrument SAS Name: NPROP2

Check

CK_NPROP2
BSECT3A1.CK_NPROP2

Description: Can't lower entry in how many after section complete

Inherited Universe:

Universe: (OnceNProp2 = 1) AND (NPROP2 < ORIGNPROP2)

Universe Description: (Section 3A1 has been completed) AND \
(FR attempts to lower the entry in NPROP2)

Text: * Number of properties cannot be lowered now.
To delete a property, enter 888 in the property description field.

Press ENTER to re-enter the original number of properties (which was
^OrigNprop2)

Check Instructions:

Type: Hard

Skip Instructions: Go back to NPROP2

Fills: OrigNprop2

Instructions: Fill entry in OrigNprop2

NPROP6

Field

BSECT3A1.NPROP6

Description:

Form Pane Label: # residential properties

SAS Name:

Tag Name: NPROP6

Inherited Universe:

Universe: 3 selected in PCODE

Universe Description: Residential property selected

Question Text: How many homes rented out or owned only for investment purposes?

Type: Integer

Length: 2

Min: 1

Max: 20

- Don't Know
- Refuse
- Empty

- On Input
- On Output

Array:

Special Instructions: IF (OnceNProp6 = 1) AND (NPROP6 < OrigNprop6) then
goto CK_NPROP6

ELSEIF 4 selected in PCODE then goto NPROP4

ELSE goto S3A1_END

Instrument SAS Name: NPROP6

Check

CK_NPROP6
BSECT3A1.CK_NPROP6

Description: Can't lower entry in how many after section complete

Inherited Universe:

Universe: (OnceNProp6 = 1) AND (NPROP6 < OrigNprop6)

Universe Description: (Section 3A1 has been completed) AND \
(FR attempts to lower the entry)

Text:

- Number of properties cannot be lowered now.
To delete a property, enter 888 in the property description field

Press ENTER to re-enter the original number of properties (which was
^OrigNprop6)

Check Instructions:

Type: Hard

Skip Instructions: Go back to NPROP6

Fills: OrigNprop6

Instructions: Fill entry in OrigNprop6

NPROP4

Field

BSECT3A1.NPROP4

Description:

Form Pane Label: # Unimproved land

SAS Name:

Tag Name: NPROP4

Inherited Universe:

Universe: 4 selected in PCODE

Universe Description:

Question Text: How many were land with no buildings on it?

Type: Integer

Length: 2

Min: 1

Max: 20

- Don't Know
- Refuse
- Empty

- On Input
- On Output

Array:

Skip Instructions: IF OnceNprop4 = 1 AND NPROP4 < OrigNprop4 then goto CK_NPROP4

ELSE goto S3A1_END

Instrument SAS Name: NPROP4

Check

CK_NPROP4
BSECT3A1.CK_NPROP4

Description: Can't lower entry in how many after section complete

Inherited Universe:

Universe: (OnceNprop4 = 1) AND (NPROP4 < OrigNprop4)

Universe Description: (Section 3A1 has been completed) AND \
(the FR attempts to lower the entry)\

Text: * Number of properties cannot be lowered now.
To delete a property, enter 888 in the property description field.

Press ENTER to re-enter the original number of properties (which was
^OrigNprop4)

Check Instructions:

Type: Hard

Skip Instructions: Go back to NPROP4

Fills: OrigNprop4

Instructions: Fill entry in OrigNprop4

S3A1_END
BSECT3A1.S3A1_END

Field

Description: End of Section 3A1

Form Pane Label:

SAS Name:

Tag Name:

Inherited Universe:

Universe: (PURPROP = 2, DK or RF) OR (PCODE = Entry)

Universe Description:

Question Text:

Type: Classification

Length: 0

Don't Know

Refuse

Empty

On Input

On Output

Store Instructions: 1. Set original property #
IF OnceNprop2 = EMPTY then
Set OrigNprop2 = Nprop2
Set OnceNprop2 = 1

IF OnceNprop6 = EMPTY then
Set OrigNprop6 = Nprop6
Set OnceNprop6 = 1

IF OnceNprop4 = EMPTY then
Set OrigNprop4 = Nprop4
Set OnceNprop4 = 1

2. Set Section Complete flag
If INTNMBR = 2-5 And NEWCU ne 1 and there were previously reported properties then:
If all appropriate properties on the inventory grid have been updated AND PURPROP is on the path, AND there are no more new properties (Or NO new

properties) then set the section complete flag

If INTNMBR = 2-5 And NEWCU ne 1 and there were NO
previously reported properties then:

If there are no more new properties (Or No new
properties) then set the section complete flag

3. Set S3A1_END = 1

Array:

Special Instructions: 1. If PURPROP = 1 AND entry other than 2 in PCODE then:

a. If 1 selected in PCODE then add to the array the # of
records indicated in NPROP2.
PROP_NOB should be set to the next available property
number.

Store 1 in OWNSTAT. (Temporarily set to 1, will find
out true status in 3B)

b. If 3 selected in PCODE then add to the array the # of
records indicated in NPROP6.
PROP_NOB should be set to the next available property
number.

Store 1 in OWNSTAT. (Temporarily set to 1, will find
out true status in 3B)

c. If 4 selected in PCODE then add to the array the # of
records indicated in NPROP4.
PROP_NOB should be set to the next available
property number.

Store 1 in OWNSTAT. (Temporarily set to 1, will
find out true status in 3B)

2. If OWNED is 1 AND (There are no other properties with
OWNYB = 100 and OPB_STAT = 1 or STILOWN is not 2) then
add 1 record to the array.

Set OWNSTAT = 1, set PROP_NOB to the next available
property number.

Skip Instructions: IF (PURPROP = 2, DK, RF) OR (ONLY 2 entered in PCODE and
there is no new sample unit and there are no previously
reported active properties) then exit block and
goto ANYRENT

ELSE goto Section 3B (BSect3BDEFGHI)

BSect3A2

Block

BSect3A2

Description: Screening Questions

Tab Name:

Fly Over Name:

Universe Type: If

Inherited Universe:

Universe: INTNMBR = 1 or (NEWCU = 1 and prechart = EMPTY and 8500.SECTCOMP[23] <> 1)

Universe Description:

Array:

Block Instructions: 1. Max number of properties is 12

2. Section Label: Section 3, Part A2 - Screening Questions

Field

OTHERHOM
BSect3A2.OTHERHOM

Description: lived in any other homes that you still own

Form Pane Label: Prev primary res

SAS Name:

Tag Name: OTHERHOM

Inherited Universe:

Universe: S3_INTRO = 1

Universe Description:

Question Text:  9

Since the first of ^REF_MONTH, ^have_has2 ^YOU_YRCU
lived in any other home that ^YOU_ANYMEM still ^own_owns?

Fills: REF_MONTH

Instructions: Set REF_MONTH = 3 months before the interview.

Calculated by taking the INTPER from record type 10 to come up with the base
month to start from.

Fills: have_has2

Instructions: IF NUMHOUSE = 1 then fill "have"
ELSE fill "has"

Fills: YOU_YRCU

Instructions: IF NUMHOUSE = 1 then fill "you"
ELSE fill "your household"

Fills: YOU_ANYMEM

Instructions: IF NUMHOUSE = 1 then fill "you"
ELSE fill "you or any members of your household"

Fills: own_owns

Instructions: IF single person CU, fill "own"
ELSE fill "owns"

Type: Enumerated

Length: 1

Answer List: TYesNo

Value:	Mnemonic:	Description:
1	Yes	Yes
2	No	No

- Don't Know
- Refuse
- Empty

- On Input
- On Output

Array:

Skip Instructions: 1: Goto NOPROP

2,DK,RF: Goto BUSPROP3

Instrument SAS Name: OTHERHOM

Field

NOPROP
BSect3A2.NOPROP

Description:

Form Pane Label: # Prev prim res

SAS Name:

Tag Name: NOPROP

Inherited Universe:

Universe: OTHERHOM = 1

Universe Description:

Question Text: How many?

Type: Integer

Length: 2

Min: 1

Max: 20

Don't Know

Refuse

Empty

On Input

On Output

Array:

Skip Instructions: IF (Section 3A2 has been completed) AND (the FR attempts to lower the entry) then goto CK_NOPROP

ELSEIF ENTRY gt 5 then goto ERR1_NOPROP

ELSE goto BUSPROP3

Instrument SAS Name: NOPROP

ERR1_NOPROP

Check

BSect3A2.ERR1_NOPROP

Description: Out of Range Check

Inherited Universe:

Universe: (NOPROP gt 5) AND (NOPROP ne DK and ne RF)

Universe Description:

Text: * VALUE ENTERED IS UNUSUALLY HIGH OR LOW

PLEASE VERIFY

Check Instructions:

Type: Soft

Skip Instructions: Suppress: Goto BUSPROP3

All others go back to NOPROP

Check

CK_NOPROP
BSect3A2.CK_NOPROP

Description: Can't lower entry in how many after section complete

Inherited Universe:

Universe: (Section 3A2 has been completed) AND \
(the FR attempts to lower the entry in NOPROP)

Universe Description:

Text: * Number of properties can not be lowered now.
To delete a property, enter 888 in the property description field.

Press ENTER to re-enter the original number of properties (which was ^item)

Check Instructions:

Type: Hard

Skip Instructions: Go back to NOPROP

Fills: ITEM

Instructions: Fill number of mortgages originally entered (NUMPRPTY, NOPROP, SEC_NUM, BUILDNUM, HWMANY1, HWMANY2, HWMANY3, HWMANY4, HWMANY5) as appropriate

BUSPROP3

BSect3A2.BUSPROP3

Field

Description: Own commercial property for business only?

Form Pane Label: Commercial Bus. Props.

SAS Name:

Tag Name: BUSPROP3

Inherited Universe:

Universe: (NOPROP = 1-20, DK or RF) OR (OTHERHOM = 2, DK or RF)

Universe Description:

Question Text:  9

^DoDoes_C ^YOU_YRCU own any commercial real estate or farm land?

Fills: DoDoes_C

Instructions: IF NUMHOUSE = 1 then fill "Do"
ELSE fill "Does"

Fills: YOU_YRCU

Instructions: IF NUMHOUSE = 1 then fill "you"
ELSE fill "your household"

Type: Enumerated

Length: 1

Answer List: TYesNo

Value:	Mnemonic:	Description:
1	Yes	Yes
2	No	No

- Don't Know
- Refuse
- Empty

- On Input
- On Output

Array:

Skip Instructions: Goto RESBUSPR

Instrument SAS Name: BUSPROP3

RESBUSPR

Field

BSect3A2.RESBUSPR

Description: Own residential property for business only?

Form Pane Label: Residential Bus. Props.

SAS Name:

Tag Name: RESBUSPR

Inherited Universe:

Universe: BUSPROP3 = 1, 2, DK or RF

Universe Description:

Question Text:  9

^CommercialProperty

^DoDoes_C ^YOU_YRCU own any homes rented out or owned only for investment purposes?

Fills: CommercialProperty

Instructions: IF BUSPROP3 = 1, then fill "In the following questions, please do not include any commercial real estate or farm land ^YOU_YRCU ^own_owns."

ELSE fill blank.

Fills: YOU_YRCU

Instructions: IF NUMHOUSE = 1 then fill "you"
ELSE fill "your household"

Fills: own_owns

Instructions: IF single person CU, fill "own"
ELSE fill "owns"

Fills: DoDoes_C

Instructions: IF NUMHOUSE = 1 then fill "Do"
ELSE fill "Does"

Fills: YOU_YRCU

Instructions: IF NUMHOUSE = 1 then fill "you"
ELSE fill "your household"

Type: Enumerated
Length: 1

Answer List: TYesNo

Value:	Mnemonic:	Description:
1	Yes	Yes
2	No	No

- Don't Know
- Refuse
- Empty

- On Input
- On Output

Array:

Skip Instructions: 1: Goto RES_NUM

2,DK,RF: Goto SECHOME

Instrument SAS Name: RESBUSPR

RES_NUM
BSect3A2.RES_NUM

Field

Description: # Residential Business Properties

Form Pane Label: # Res Business Props.

SAS Name:

Tag Name: RES_NUM

Inherited Universe:

Universe: RESBUSPR = 1

Universe Description:

Question Text: How many?

Type: Integer

Length: 2

Min: 1

Max: 20

Don't Know

Refuse

Empty

On Input

On Output

Array:

Skip Instructions: Goto SECHOME

Instrument SAS Name: RES_NUM

Field

SECHOME
BSect3A2.SECHOME

Description:

Form Pane Label: Second Home

SAS Name:

Tag Name: SECHOME

Inherited Universe:

Universe: (RESBUSPR = 2, DK or RF) OR (RES_NUM = 1-20, DK or RF)

Universe Description:

Question Text:  9

^FRINSTRUCTION

^PROPERTYOWNERFILL

**^Dodoes_sechome ^YOU_YRCU own any other homes, vacation homes,
or recreational properties, including timeshares?**

- Exclude right-to-use timeshares, vacation clubs, or destination clubs.

Fills: FRINSTRUCTION

Instructions: IF BUSPROP3 = 1 fill, "In the following questions, please do not include any of the properties ^You_YRCU ^own_owns only for business or investment purposes."

ELSE do not fill anything

Fills: own_owns

Instructions: IF single person CU, fill "own"
ELSE fill "owns"

Fills: YOU_YRCU

Instructions: IF NUMHOUSE = 1 then fill "you"
ELSE fill "your household"

Fills: PROPERTYOWNERFILL

Instructions: If OWNED = 2 (from Section 2), fill
"Other than the property you have already mentioned."
ELSE leave blank.

Fills: Dodoes_sechome

Instructions: IF OWNED = 1 and one person CU then fill "Do"
ELSEIF OWNED = 1 and multi person CU then fill "Does"
ELSEIF one person CU then fill "do"
ELSEIF multi person CU then fill "does"

Fills: YOU_YRCU

Instructions: IF NUMHOUSE = 1 then fill "you"
ELSE fill "your household"

Type: Enumerated

Length: 1

Answer List: TYesNo

Value:	Mnemonic:	Description:
1	Yes	Yes
2	No	No

- Don't Know
- Refuse
- Empty

- On Input
- On Output

Array:

Skip Instructions: 1: Goto SEC_NUM

2,DK,RF: Goto NOBUILD

Instrument SAS Name: SECHOME

Field

SEC_NUM
BSect3A2.SEC_NUM

Description: # Second Homes

Form Pane Label: # Second Homes

SAS Name:

Tag Name: SEC_NUM

Inherited Universe:

Universe: SECHOME = 1

Universe Description:

Question Text: How many?

✦ Exclude right-to-use timeshares, vacation clubs, or destination clubs.

Type: Integer

Length: 2

Min: 1

Max: 20

Don't Know

Refuse

Empty

On Input

On Output

Array:

Skip Instructions: IF (Section 3A2 has been completed) AND (the FR attempts to lower the entry) then goto CK_SECNUM

ELSEIF ENTRY gt 5 then goto ERR1_SECNUM

ELSE goto NOBUILD

Instrument SAS Name: SEC_NUM

CK_SECNUM
BSect3A2.CK_SECNUM

Check

Description: Can't lower entry in how many after section complete

Inherited Universe:

Universe: (Section 3A2 has been completed) AND \
(the FR attempts to lower the entry in SEC_NUM)

Universe Description:

Text: * Number of properties can not be lowered now.
To delete a property, enter 888 in the property description field.

Press ENTER to re-enter the original number of properties (which was ^item) "

Check Instructions:

Type: Hard

Skip Instructions: Go back to SEC_NUM

Fills: ITEM

Instructions: Fill number of mortgages originally entered (NUMPRPTY, NOPROP, SEC_NUM, BUILDNUM, HWMANY1, HWMANY2, HWMANY3, HWMANY4, HWMANY5) as appropriate

Check

ERR1_SECNUM
BSect3A2.ERR1_SECNUM

Description: Out of Range Check

Inherited Universe:

Universe: (SEC_NUM gt 5) AND (SEC_NUM ne DK and ne RF)

Universe Description:

Text: * THE VALUE ENTERED IS UNUSUALLY HIGH OR LOW

PLEASE VERIFY

Check Instructions:

Type: Soft

Skip Instructions: Suppress: Goto NOBUILD

All others go back to SEC_NUM

NOBUILD

Field

BSect3A2.NOBUILD

Description: own any land without buildings on it

Form Pane Label: Unimproved Land

SAS Name:

Tag Name: NOBUILD

Inherited Universe:

Universe: (SEC_NUM = 1-20, DK or RF) OR (SECHOME = 2, DK or RF)

Universe Description:

Question Text:  9

Other than property you have already mentioned, ^DoDoes
^YOU_YRCU own any land without buildings on it?

Fills: DoDoes

Instructions: IF NUMHOUSE = 1 then fill "do"
ELSE fill "does"

Fills: YOU_YRCU

Instructions: IF NUMHOUSE = 1 then fill "you"
ELSE fill "your household"

Type: Enumerated

Length: 1

Answer List: TYesNo

Value:	Mnemonic:	Description:
1	Yes	Yes
2	No	No

- Don't Know
- Refuse
- Empty

On Input

On Output

Array:

Skip Instructions: 1: Goto BUILDNUM

2,DK,RF: Goto NOLONGER

Instrument SAS Name: NOBUILD

BUILDNUM

Field

BSect3A2.BUILDNUM

Description: # Unimproved land

Form Pane Label: # Unimproved land

SAS Name:

Tag Name: BUILDNUM

Inherited Universe:

Universe: NOBUILD = 1

Universe Description:

Question Text: How many?

Type: Integer

Length: 2

Min: 1

Max: 20

Don't Know

Refuse

Empty

On Input

On Output

Array:

Skip Instructions: IF (Section 3A2 has been completed) AND (the FR attempts to lower the entry) then goto CK_BUILDNUM

ELSEIF ENTRY gt 5 then goto ERR1_BUILDNUM

ELSE goto NOLONGER

Instrument SAS Name: BUILDNUM

Check

ERR1_BUILDNUM
BSect3A2.ERR1_BUILDNUM

Description: Out of Range Check

Inherited Universe:

Universe: (BUILDNUM gt 5) AND (BUILDNUM <> DK and <> RF)

Universe Description:

Text: * THE VALUE ENTERED IS UNUSUALLY HIGH OR LOW
PLEASE VERIFY

Check Instructions:

Type: Soft

Skip Instructions: Suppress: Goto NOLONGER

All others go back to BUILDNUM

CK_BUILDNUM
BSect3A2.CK_BUILDNUM

Check

Description: Can't lower entry in how many after section complete

Inherited Universe:

Universe: (Section 3A2 has been completed) AND \
(the FR attempts to lower the entry in BUILDNUM)

Universe Description:

Text: * Number of properties can not be lowered now.
To delete a property, enter 888 in the property description field.

Press ENTER to re-enter the original number of properties (which was ^item)

Check Instructions:

Type: Hard

Skip Instructions: Go back to BUILDNUM

Fills: ITEM

Instructions: Fill number of mortgages originally entered (NUMPRPTY, NOPROP, SEC_NUM, BUILDNUM, HWMANY1, HWMANY2, HWMANY3, HWMANY4, HWMANY5) as appropriate

Field

NOLONGER
BSect3A2.NOLONGER

Description: No Longer Own

Form Pane Label: No Longer Own

SAS Name:

Tag Name: NOLONGER

Inherited Universe:

Universe: (BUILDNUM = 1-20, DK or RF) OR (NOBUILD = 2, DK or RF)

Universe Description:

Question Text:  9

Are there any properties that ^YOU_YRCU owned at the beginning of ^REF_MONTH that ^YOU_YRCU no longer ^own_owns?

Fills: YOU_YRCU

Instructions: IF NUMHOUSE = 1 then fill "you"
ELSE fill "your household"

Fills: REF_MONTH

Instructions: Set REF_MONTH = 3 months before the interview.
Calculated by taking the INTPER from record type 10 to come up with the base month to start from.

Fills: own_owns

Instructions: IF single person CU, fill "own"
ELSE fill "owns"

Type: Enumerated

Length: 1

Answer List: TYesNo

Value:	Mnemonic:	Description:
1	Yes	Yes
2	No	No

- Don't Know
- Refuse
- Empty

- On Input
- On Output

Array:

Skip Instructions: 1: Goto NUMPRPTY

2,DK,RF: Goto S3A2_END

Instrument SAS Name: NO LONGER

Field

NUMPRPTY
BSect3A2.NUMPRPTY

Description: # No Longer Own

Form Pane Label: # No Longer Own

SAS Name:

Tag Name: NUMPRPTY

Inherited Universe:

Universe: NOLONGER = 1

Universe Description:

Question Text: How many different properties?

Type: Integer

Length: 2

Min: 1

Max: 20

Don't Know

Refuse

Empty

On Input

On Output

Array:

Skip Instructions: 1-20: IF (Section 3A2 has been completed) AND
(the FR attempts to lower the entry) then
goto CK_NUMPRPTY
ELSEIF ENTRY gt 5 then goto ERR1_NUMPRPTY
ELSE goto P_TYPE

DK,RF: Goto S3A2_END

Instrument SAS Name: NUMPRPTY

ERR1_NUMPRPTY

BSect3A2.ERR1_NUMPRPTY

Check

Description: Out of Range Check

Inherited Universe:

Universe: (NUMPRPTY gt 5) AND (NUMPRPTY ne DK and ne RF)

Universe Description:

Text: * THE VALUE ENTERED IS UNUSUALLY HIGH OR LOW
PLEASE VERIFY

Check Instructions:

Type: Soft

Skip Instructions: Suppress: Goto P_TYPE

All others, go back to NUMPRPTY

Check

CK_NUMPRPTY
BSect3A2.CK_NUMPRPTY

Description: Can't lower entry in how many after section complete

Inherited Universe:

Universe: (Section 3A2 has been completed) AND \
(the FR attempts to lower the entry in NUMPRPTY)\

Universe Description:

Text: * Number of properties can not be lowered now.
To delete a property, enter 888 in the property description field.

Press ENTER to re-enter the original number of properties (which was ^item)

Check Instructions:

Type: Hard

Skip Instructions: Go back to NUMPRPTY

Fills: ITEM

Instructions: Fill number of mortgages originally entered (NUMPRPTY, NOPROP, SEC_NUM, BUILDNUM, HWMANY1, HWMANY2, HWMANY3, HWMANY4, HWMANY5) as appropriate

P_TYPE

Field

BSect3A2.P_TYPE

Description:

Form Pane Label: Property Type

SAS Name:

Tag Name: P_TYPE

Inherited Universe:

Universe: NUMPRPTY = 1-20

Universe Description:

Help Screen: H_PTYPE

Question Text:  9 ? [F1]

What type of ^Propertywaswereit?

• Enter all that apply, separate with commas.

Fills: Propertywaswereit

Instructions: If NUMPRPTY = 1 then fill "property was it"
If NUMPRPTY gt 1, fill "properties were they"

Type: Set

Max Number of Values: 5

Length: 1

Answer List: TPTYPE

Value:	Mnemonic:	Description:
1	Home	A home in which ^YOU_YRCU used to live
2	OthHom	Other homes, vacation homes, recreational properties including timeshares
3	ComFarm	Commercial real estate or farm land
4	RentHome	Homes rented out or owned only for investment purposes
5	Land	Land with no buildings on it

- Don't Know
 Refuse
 Empty

On Input

On Output

Store Instructions: If only 1 selected in P_TYPE and NUMPRPTY = 1 prefill
HWMANY1 = 1

If only 2 selected in P_TYPE and NUMPRPTY = 1 prefill
HWMANY2 = 1

If only 3 selected in P_TYPE and NUMPRPTY = 1 prefill
HWMANY3 = 1

If only 4 selected in P_TYPE and NUMPRPTY = 1 prefill
HWMANY4 = 1

If only 5 selected in P_TYPE and NUMPRPTY = 1 prefill
HWMANY5 = 1

Array:

Skip Instructions: 1-5: IF NUMPRPTY = DK or RF then goto S3A2_END
If 1 selected in P_TYPE and NUMPRPTY is greater than 1 then goto HWMANY1
If only 1 selected in P_TYPE and NUMPRPTY = 1 then goto S3A2_END

If 2 selected in P_TYPE and NUMPRPTY is greater than 1 then goto HWMANY2
If only 2 selected in P_TYPE and NUMPRPTY = 1 then goto S3A2_END

If 3 selected in P_TYPE and NUMPRPTY is greater than 1 then goto HWMANY3
If only 3 selected in P_TYPE and NUMPRPTY = 1 then goto S3A2_END

If 4 selected in P_TYPE and NUMPRPTY is greater than 1 then goto HWMANY4
If only 4 selected in P_TYPE and NUMPRPTY = 1 then goto S3A2_END

If 5 selected in P_TYPE and NUMPRPTY is greater than 1 then goto HWMANY5
If only 5 selected in P_TYPE and NUMPRPTY = 1 then goto S3A2_END

RF: Goto S3A2_END

Instrument SAS Name: P_TYPE

Field

HWMANY1
BSect3A2.HWMANY1

Description: Number of homes in which respondent used to live

Form Pane Label: # Use to Live in

SAS Name:

Tag Name: HWMANY1

Inherited Universe:

Universe: (1 selected in P_TYPE) AND (NUMPRPTY = 2-20)

Universe Description:

Question Text: How many homes in which ^YOU_YRCU used to live did ^YOU_YRCU dispose of since ^REF_MONTH?

Fills: REF_MONTH

Instructions: Set REF_MONTH = 3 months before the interview.

Calculated by taking the INTPER from record type 10 to come up with the base month to start from.

Fills: YOU_YRCU

Instructions: IF NUMHOUSE = 1 then fill "you"

ELSE fill "your household"

Type: Integer

Length: 2

Min: 1

Max: 9

Don't Know

Refuse

Empty

On Input

On Output

Array:

Skip Instructions: IF (Section 3A2 has been completed) AND
(the FR attempts to lower the entry) then goto CK_HWMANY1

ELSEIF 2 selected in P_TYPE then goto HWMANY2

```
ELSEIF 3 selected in P_TYPE then goto HWMANY3  
ELSEIF 4 selected in P_TYPE then goto HWMANY4  
ELSEIF 5 selected in P_TYPE then goto HWMANY5  
  
ELSE goto S3A2_CHK
```

Instrument SAS Name: HWMANY1

Check

CK_HWMANY1
BSect3A2.CK_HWMANY1

Description: Can't lower entry in how many after section complete

Inherited Universe:

Universe: (Section 3A2 has been completed) AND \
(the FR attempts to lower the entry in CK_HWMANY1)\

Universe Description:

Text: * Number of properties can not be lowered now.
To delete a property, enter 888 in the property description field.

Press ENTER to re-enter the original number of properties (which was ^item)

Check Instructions:

Type: Hard

Skip Instructions: Go back to HWMANY1

Fills: ITEM

Instructions: Fill number of mortgages originally entered (NUMPRPTY, NOPROP, SEC_NUM, BUILDNUM, HWMANY1, HWMANY2, HWMANY3, HWMANY4, HWMANY5) as appropriate

HWMANY2

Field

BSect3A2.HWMANY2

Description: Number of second homes

Form Pane Label: # Second homes

SAS Name:

Tag Name: HWMANY2

Inherited Universe:

Universe: (2 selected in P_TYPE) AND (NUMPRPTY = 2-20)

Universe Description:

Question Text: How many other homes, vacation homes, recreational properties, or timeshares did ^YOU_YRCU dispose of since ^REF_MONTH?

Fills: YOU_YRCU

Instructions: IF NUMHOUSE = 1 then fill "you"
ELSE fill "your household"

Fills: REF_MONTH

Instructions: Set REF_MONTH = 3 months before the interview.
Calculated by taking the INTPER from record type 10 to come up with the base month to start from.

Type: Integer

Length: 2

Min: 1

Max: 9

Don't Know

Refuse

Empty

On Input

On Output

Array:

Skip Instructions: IF (Section 3A2 has been completed) AND
(the FR attempts to lower the entry) then goto CK_HWMANY2

ELSEIF 3 selected in P_TYPE then goto HWMANY3

```
ELSEIF 4 selected in P_TYPE then goto HWMANY4  
ELSEIF 5 selected in P_TYPE then goto HWMANY5  
ELSE goto S3A2_CHK
```

Instrument SAS Name: HWMANY2

CK_HWMANY2
BSect3A2.CK_HWMANY2

Check

Description: Can't lower entry in how many after section complete

Inherited Universe:

Universe: (Section 3A2 has been completed) AND \
(the FR attempts to lower the entry in HWMANY2)\

Universe Description:

Text: ♦ Number of properties can not be lowered now.
To delete a property, enter 888 in the property description field.

Press ENTER to re-enter the original number of properties (which was ^item)

Check Instructions:

Type: Hard

Skip Instructions: Go back to HWMANY2

Fills: ITEM

Instructions: Fill number of mortgages originally entered (NUMPRPTY, NOPROP, SEC_NUM, BUILDNUM, HWMANY1, HWMANY2, HWMANY3, HWMANY4, HWMANY5) as appropriate

Field

HWMANY3
BSect3A2.HWMANY3

Description: Number of commercial business properties

Form Pane Label: # comm business props

SAS Name:

Tag Name: HWMANY3

Inherited Universe:

Universe: (3 selected in P_TYPE) AND (NUMPRPTY = 2-20)

Universe Description:

Question Text: How many commercial real estate or farm land properties did ^YOU_YRCU dispose of since ^REF_MONTH?

Fills: YOU_YRCU

Instructions: IF NUMHOUSE = 1 then fill "you"
ELSE fill "your household"

Fills: REF_MONTH

Instructions: Set REF_MONTH = 3 months before the interview.
Calculated by taking the INTPER from record type 10 to come up with the base month to start from.

Type: Integer

Length: 2

Min: 1

Max: 9

Don't Know

Refuse

Empty

On Input

On Output

Array:

Skip Instructions: IF (Section 3A2 has been completed) AND
(the FR attempts to lower the entry) then goto CK_HWMANY3
ELSEIF 4 selected in P_TYPE then goto HWMANY4
ELSEIF 5 selected in P_TYPE then goto HWMANY5

ELSE goto S3A2_CHK

Instrument SAS Name: HWMANY3

Check

CK_HWMANY3
BSect3A2.CK_HWMANY3

Description: Can't lower entry in how many after section complete

Inherited Universe:

Universe: (Section 3A2 has been completed) AND \
(the FR attempts to lower the entry in HWMANY3)

Universe Description:

Text: * Number of properties can not be lowered now.
To delete a property, enter 888 in the property description field.

Press ENTER to re-enter the original number of properties (which was ^item)

Check Instructions:

Type: Hard

Skip Instructions: Go back to HWMANY3

Fills: ITEM

Instructions: Fill number of mortgages originally entered (NUMPRPTY, NOPROP, SEC_NUM, BUILDNUM, HWMANY1, HWMANY2, HWMANY3, HWMANY4, HWMANY5) as appropriate

HWMANY4

Field

BSect3A2.HWMANY4

Description: Number of residential business properties

Form Pane Label: # res business props

SAS Name:

Tag Name: HWMANY4

Inherited Universe:

Universe: (4 selected in P_TYPE) AND (NUMPRPTY = 2-20)

Universe Description:

Question Text: How many homes rented out or owned only for investment purposes did
^YOU_YRCU dispose of since ^REF_MONTH?

Fills: YOU_YRCU

Instructions: IF NUMHOUSE = 1 then fill "you"
ELSE fill "your household"

Fills: REF_MONTH

Instructions: Set REF_MONTH = 3 months before the interview.
Calculated by taking the INTPER from record type 10 to come up with the base
month to start from.

Type: Integer

Length: 2

Min: 1

Max: 9

Don't Know

Refuse

Empty

On Input

On Output

Array:

Skip Instructions: IF (Section 3A2 has been completed) AND
(the FR attempts to lower the entry) then goto CK_HWMANY4

ELSEIF 5 selected in P_TYPE then goto HWMANY5

ELSE goto S3A2_CHK

Instrument SAS Name: HWMANY4

CK_HWMANY4
BSect3A2.CK_HWMANY4

Check

Description: Can't lower entry in how many after section complete

Inherited Universe:

Universe: (Section 3A2 has been completed) AND \
(the FR attempts to lower the entry in HWMANY4)\

Universe Description:

Text: ♦ Number of properties can not be lowered now.
To delete a property, enter 888 in the property description field.

Press ENTER to re-enter the original number of properties (which was ^item)

Check Instructions:

Type: Hard

Skip Instructions: Go back to HWMANY4

Fills: ITEM

Instructions: Fill number of mortgages originally entered (NUMPRPTY, NOPROP, SEC_NUM, BUILDNUM, HWMANY1, HWMANY2, HWMANY3, HWMANY4, HWMANY5) as appropriate

Field

HWMANY5
BSect3A2.HWMANY5

Description: Number of unimproved land properties

Form Pane Label: # Unimproved Land

SAS Name:

Tag Name: HWMANY5

Inherited Universe:

Universe: (5 selected in P_TYPE) AND (NUMPRPTY = 2- 20)

Universe Description:

Question Text: How many land properties with no buildings on them did ^YOU_YRCU dispose of since ^REF_MONTH?

Fills: YOU_YRCU

Instructions: IF NUMHOUSE = 1 then fill "you"
ELSE fill "your household"

Fills: REF_MONTH

Instructions: Set REF_MONTH = 3 months before the interview.
Calculated by taking the INTPER from record type 10 to come up with the base month to start from.

Type: Integer

Length: 2

Min: 1

Max: 9

Don't Know

Refuse

Empty

On Input

On Output

Array:

Skip Instructions: IF (Section 3A2 has been completed) AND
(the FR attempts to lower the entry) then goto CK_HWMANY5

ELSE goto S3A2_CHK

Instrument SAS Name: HWMANY5

Check

CK_HWMANY5
BSect3A2.CK_HWMANY5

Description: Can't lower entry in how many after section complete

Inherited Universe:

Universe: (Section 3A2 has been completed) AND \
the FR attempts to lower the entry in HWMANY5)

Universe Description:

Text: * Number of properties can not be lowered now.
To delete a property, enter 888 in the property description field.

Press ENTER to re-enter the original number of properties (which was ^item)

Check Instructions:

Type: Hard

Skip Instructions: Go back to HWMANY5

Fills: ITEM

Instructions: Fill number of mortgages originally entered (NUMPRPTY, NOPROP, SEC_NUM, BUILDNUM, HWMANY1, HWMANY2, HWMANY3, HWMANY4, HWMANY5) as appropriate

S3A2_CK
BSect3A2.S3A2_CK

Field

Description:

Form Pane Label:

SAS Name:

Tag Name:

Inherited Universe:

Universe: (Entry in last appropriate HWMANY item) AND (NUMPRPTY = 2-20)

Universe Description:

Question Text:

Type: Classification

Length: 0

- Don't Know
- Refuse
- Empty

- On Input
- On Output

Array:

Skip Instructions: IF (HWMANY1 + HWMANY2 + HWMANY3 +HWMANY4 + HWMANY5) ne
NUMPRPTY then goto CK_NUMPROP

ELSE goto S3A2_END

Check

CK_NMPROP
BSect3A2.CK_NMPROP

Description:

Inherited Universe:

Universe: (HWMANY1 + HWMANY2 + HWMANY3 + HWMANY4 + HWMANY5) <>
NUMPRPTY

Universe Description:

Text: * The total number of properties does not match the sum of the different types of properties reported.

Please verify.

Check Instructions:

Type: Hard

S3A2_END

Field

BSect3A2.S3A2_END

Description: End of Section 3A2

Form Pane Label:

SAS Name:

Tag Name:

Inherited Universe:

Universe:

Universe Description:

Question Text:

Type: Classification

Length: 0

- Don't Know
- Refuse
- Empty

- On Input
- On Output

Array:

Special Instructions: 1. IF OWNED = 1 OR (OTHERHOM = 1 and NOPROP = 1-20) OR (SECHOME = 1 and SEC_NUM = 1-20) OR (NOBUILD = 1 and BUILDNUM = 1-20) OR (NOLONGER = 1 and NUMPRPTY = 1-20) then:

A. Create a property array containing the following variables:

OWNSTAT: Owned property
PROP_NOB: Owned property number
PROPTYPE: Owned property type

B. Assign a property number (PROP_NOB) in consecutive order starting with 1.

Sections B-I will be asked of these properties:

1. If OWNED = 1 then:
add one record to the array.
Set OWNSTAT =1, store "Sample Unit" in PROPDESC for
this record.
2. If OTHERHOM = 1 and NOPROP = 1-20 then:
add to the array the # of records indicated in
NOPROP.
Set OWNSTAT = 1 for each record..
3. If SECHOME = 1 and SEC_NUM = 1-20 then:
add to the array the # of records indicated in
SECNUM.
Set OWNSTAT = 1 for each record.
4. If RESBUSPR = 1 and RES_NUM = 1-20 then:
add to the array the # of records indicated in
RES_NUM.
Set OWNSTAT = 1 for each record.
5. If NOBUILD = 1 and BUILDNUM = 1-20 then:
add to the array the # of records indicated in
BUILDNUM.
Set OWNSTAT = 1 for each record.
6. If NOLONGER = 1 AND NUMPRPTY = 1-20 then:
add to the array the # of records indicated in
NUMPRPTY.

If 1 selected in P_TYPE then add to the array the #
of records indicated in HWMANY1.
If 2 selected in P_TYPE then add to the array the #
of records indicated in HWMANY2
If 4 selected in P_TYPE then add to the array the #
of records indicated in HWMANY4
If 5 selected in P_TYPE then add to the array the #
of records indicated in HWMANY5

Skip Instructions: IF OWNED ne 1 AND
((OTHERHOM = 2, DK or RF) or
(OTHERHOM = 1 AND NOPROP = DK or RF)) AND
((RESBUSPR = 2, DK or RF) or
(RESBUSPR = 1 AND RES_NUM = DK or RF)) AND
((SECHOME = 2, DK or RF) or
(SECHOME = 1 AND SEC_NUM = DK or RF)) AND
((NOBUILD = 2, DK or RF) or

(NOBUILD = 1 AND BUILDNUM = DK or RF)) AND
((NOLONGER = 2, DK or RF) or
(NOLONGER = 1 AND NUMPRPTY = DK or RF)) then
goto S3I_END

BPropertySect3B

Block

BSECT3BDEFGHI.BPropertySect3B

Description: Detailed Property Description

Tab Name:

Fly Over Name:

Universe Type: If

Inherited Universe:

Universe: (OWNSTAT = 1 or 2)

Universe Description:

Array:

- Block Instructions:**
1. Section Label: Section 3, Part B - Detailed Property \ Description\
\
 2. If OWNED = 1 or STLRENT = 3 then pre-fill WHICH_PROP \ with a 1 and gray. Also pre-fill PROPDESC \ with "Sample Unit" and OWNYB = 100\
\

Field

WHICH_PROP
BSECT3BDEFGHI.BPropertySect3B.WHICH_PROP

Description: Property Type

Form Pane Label: Property Type

SAS Name: WHICH_PROP

Tag Name: WHICH_PROP

Inherited Universe:

Universe: (OWNSTAT = 1 or 2) AND (OWNED <> 1) AND (STLRENT <> 3)

Universe Description:

Question Text: ^Propfill

✦ [Enter type of property](#)

Fills: Propfill

Instructions: If this is the first time WHICH_PROP is asked, fill

"Now I am going to ask about your owned properties."

The second and subsequent times this screen comes up, fill

"Now I'm going to ask about your next property."

Type: Enumerated

Length: 1

Answer List: TWHICHPROP

Value:	Mnemonic:	Description:
1	SampleUnit	Sample unit
2	FormerHouse	^Form_home
3	VacaHouse	^Oth_home
4	RentalHome	^Rent_home
5	Land	^No_build

- Don't Know
- Refuse
- Empty

- On Input
- On Output

Store Instructions: 1. If WHICH_PROP = 2 then set OWNYB = 200
 elseif WHICH_PROP = 3 then set OWNYB = 300
 elseif WHICH_PROP = 4 then set OWNYB = 600
 elseif WHICH_PROP = 5 then set OWNYB = 400

2. Set OWNSTAT for properties no longer owned from 3A2
IF WHICH_PROP = 2 AND BSect3A2.OTHERHOM = 2, DK or RF then
 set OWNSTAT = 2
ELSEIF WHICH_PROP = 3 and BSect3A2.SECHOME = 2, DK or RF then
 Set OWNSTAT = 2
ELSEIF WHICH_PROP = 4 and BSect3A2.RESBUSPR = 2, DK or RF then
 Set OWNSTAT = 2
ELSEIF WHICH_PROP = 5 and BSect3A2.NOBUILD = 2, DK or RF then
 Set OWNSTAT = 2

Array:

Special Instructions: 1. IF (INTNMBR = 1 OR (NEWCU = 1 and prechart = blank and
 8500.sectcomp23 ne 1)) then allow answer list option 2 to
 be entered
 ELSE display hard error, message "Not a valid entry"

2. Do not allow blank answer list options to be selected

Skip Instructions: 1: Goto CK_WHICHPROP

2-5: IF WHICH_PROP = 2 and BSect3A2.OTHERHOM = 1 and
 1 selected in BSect3A2.P_TYPE then goto OWN_NOTOWN
 ELSEIF WHICH_PROP = 3 and BSect3A2.SECHOME = 1 and 2
 selected in BSect3A2.P_TYPE then goto OWN_NOTOWN
 ELSEIF WHICH_PROP = 4 and BSect3A2.RESBUSPR = 1 and 4
 selected in BSect3A2.P_TYPE then goto OWN_NOTOWN
 ELSEIF WHICH_PROP = 5 and BSect3A2.NOBUILD = 1 and 5
 selected in BSect3A2.P_TYPE then goto OWN_NOTOWN
 ELSE goto PROPDESC

Instrument SAS Name: WHICH_PROP

Destination Data Set: EOPB

Check

CK_WHICHPROP
BSECT3BDEFGHI.BPropertySect3B.CK_WHICHPROP

Description: Sample Unit already selected/not owned

Inherited Universe:

Universe: (WHICH_PROP = 1) AND (WHICH_PROP was not pre-filled)

Universe Description:

Text: * Sample Unit has already been selected or
previous questions indicate the sample unit is not owned

Check Instructions:

Type: Hard

Skip Instructions: Go back to WHICH_PROP

OWN_NOTOWN

Field

BSECT3BDEFGHI.BPropertySect3B.OWN_NOTOWN

Description: Same type of property is both owned and not still owned

Form Pane Label: Owned or Not Still Owned

SAS Name:

Tag Name: OWN_NOTOWN

Inherited Universe:

Universe: (WHICH_PROP = 2 and BSect3A2.OTHERHOM = 1 and 1 selected in BSect3A2.P_TYPE) OR
(WHICH_PROP = 3 and BSect3A2.SECHOME = 1 and 2 selected in BSect3A2.P_TYPE) OR
(WHICH_PROP = 4 and BSect3A2.RESBUSPR = 1 and 4 selected in BSect3A2.P_TYPE) OR
(WHICH_PROP = 5 and BSect3A2.NOBUILD = 1 and 5 selected in BSect3A2.P_TYPE)

Universe Description: Same Type of property is both still owned and not still owned

Question Text: ♦ You have indicated that the respondent currently owns a ^prop_type and also has a ^prop_type they no longer own.

Which ^prop_type are you currently talking about?

Fills: prop_type

Instructions: If OWNBYB = 200, pre-fill "former primary residence"

If OWNBYB = 300, pre-fill "vacation/other home/timeshare"

If OWNBYB = 600, pre-fill "rental home"

If OWNBYB = 400, pre-fill "unimproved land"

Type: Enumerated

Length: 1

Answer List: TOWN_NOTOWN

Value:	Mnemonic:	Description:
1	Own	Currently own property
2	NotOwn	No longer own

- Don't Know
 Refuse

Empty

On Input

On Output

Store Instructions: Set OWNSTAT for properties no longer owned from 3A2
IF OWN_NOTOWN = 2 then set OWNSTAT = 2
ELSEIF OWN_NOTOWN = 1 then set OWNSTAT = 1

Array:

Skip Instructions: Goto PROPDESC

Instrument SAS Name: OWN_NOTOWN

PROPDESC

Field

BSECT3BDEFGHI.BPropertySect3B.PROPDESC

Description: Property description

Form Pane Label: Property description

SAS Name: PROPDESC

Tag Name: PROPDESC

Inherited Universe:

Universe: WHICH_PROP = 1-5

Universe Description: All

Question Text: ^FILLINTRO

^DESCRIBE_NON_SAMPLEUNIT

^Continue_888

Fills: Continue_888

Instructions: IF asking about the sample unit OWNYB = 100, fill "*" Press Enter to continue."
ELSE fill "*" Enter 888 to delete this property."

Fills: FILLINTRO

Instructions: IF asking about the sample unit OWNYB = 100, fill "Now I'm going to ask some
questions about your Sample Unit."
ELSE fill nothing

Fills: DESCRIBE_NON_SAMPLEUNIT

Instructions: IF not the sample unit (OWNYB ne 100), fill ' * Briefly describe the ^prop_type
^NotOwned.
ELSE leave blank.

Fills: prop_type

Instructions: If OWNYB = 200, pre-fill "former primary residence"
If OWNYB = 300, pre-fill "vacation/other home/timeshare"
If OWNYB = 600, pre-fill "rental home"
If OWNYB = 400, pre-fill "unimproved land"

Fills: NotOwned

Instructions: If OWNSTAT = 2 then fill "you no longer own"

Type: String

Length: 30

- Don't Know
- Refuse
- Empty

- On Input
- On Output

Store Instructions: 1. If OWNYB = 400, set PROPTYPE = 3

2. IF [OWNYB = 100 and SECT01.BUILDING = 1, 9 or 10] or [OWNYB = 100 and (BCOVERAGE.HUTYPE = 9 OR 85.HSG_UNIT = 9)] or [OWNYB = 100 and ((BCOVERAGE.UNISTRQ = 2 or 3) or (85.UNISTRQ = 2 or 3))]
set PROPTYPE = 3

Array:

Special Instructions: 1. If 888 is entered, gray this property

2. Pre-fill the grid with Property number (Prop_nob) and property type.
- If OWNYB = 100, pre-fill "Sample Unit"
 - If OWNYB = 200, pre-fill "Former Home"
 - If OWNYB = 300, pre-fill "Vacation/other home/timeshare"
 - If OWNYB = 400, pre-fill "Unimproved Land"
 - If OWNYB = 600, pre-fill "Home rented out/investment only"

Skip Instructions: 30 characters: IF OWNYB = 300 then goto TIMESHAR
ELSEIF OWNYB = 600 then goto COUNTRY
ELSE goto SHARED2

888: Goto next property

Instrument SAS Name: PROPDESC

Destination Data Set: EOPB

TIMESHAR

Field

BSECT3BDEFGHI.BPropertySect3B.TIMESHAR

Description: Timeshare

Form Pane Label: Timeshare

SAS Name: TIMESHAR

Tag Name: TIMESHAR

Inherited Universe:

Universe: OWNYB = 300 AND PROPDESC <> 888

Universe Description: All non-deleted vacation homes

Help Screen: H_TIMESHAR

Question Text: ? [F1]

**Is this a time-sharing arrangement where ^YOU_YRCU ^have_has2
use of the property only for a specified length of time each year?**

Fills: YOU_YRCU

Instructions: IF NUMHOUSE = 1 then fill "you"
ELSE fill "your household"

Fills: have_has2

Instructions: IF NUMHOUSE = 1 then fill "have"
ELSE fill "has"

Type: Enumerated

Length: 1

Answer List: TYesNo

Value:	Mnemonic:	Description:
1	Yes	Yes
2	No	No

Don't Know
 Refuse
 Empty

On Input
 On Output

Array:

Skip Instructions: 1: Goto DEEDED

2,DK,RF: Goto SHARED2

Instrument SAS Name: TIMESHAR

Destination Data Set: EOPB

DEEDED

Field

BSECT3BDEFGHI.BPropertySect3B.DEEDED

Description: Deeded or right-to-use timeshare?

Form Pane Label: Deeded

SAS Name: DEEDED

Tag Name: DEEDED

Inherited Universe:

Universe: TIMESHAR = 1

Universe Description: All timeshare vacation homes

Help Screen: H_DEEDED

Question Text: ? [F1]

Is this a deeded or right-to-use timeshare?

Type: Enumerated

Length: 1

Answer List: TDeeded

Value:	Mnemonic:	Description:
1	Deed	Deeded
2	Right	Right-to-use

- Don't Know
- Refuse
- Empty

- On Input
- On Output

Array:

Skip Instructions: 1,DK,RF: Goto SHARWKS

2: Goto CK_DEEDED

Instrument SAS Name: DEEDED

Destination Data Set: EOPB

Check

CK_DEEDED

BSECT3BDEFGHI.BPropertySect3B.CK_DEEDED

Description: Right-to-use timeshares not collected in this section

Inherited Universe:

Universe: DEEDED = 2

Universe Description:

Text: * [Right-to-use timeshares are collected in Section 17 under "Vacation clubs".](#)
[Please delete this property.](#)

Check Instructions:

Type: Hard

Skip Instructions: Go back to DEEDED

SHARWKS

Field

BSECT3BDEFGHI.BPropertySect3B.SHARWKS

Description: Timeshare weeks available

Form Pane Label: Weeks available

SAS Name: SHARWKS

Tag Name: SHARWKS

Inherited Universe:

Universe: DEEDED = 1, DK or RF

Universe Description: All deeded, timeshare vacation properties

Question Text: How many weeks are ^YOU_YRCU entitled to use your timeshare each year?

Fills: YOU_YRCU

Instructions: IF NUMHOUSE = 1 then fill "you"
ELSE fill "your household"

Type: Integer

Length: 2

Min: 1

Max: 52

- Don't Know
- Refuse
- Empty

- On Input
- On Output

Array:

Skip Instructions: 1-16, DK, RF: Goto SHARED1

17-52: Goto ERR1_SHARWKS

Instrument SAS Name: SHARWKS

Destination Data Set: EOPB

Check

ERR1_SHARWKS
BSECT3BDEFGHI.BPropertySect3B.ERR1_SHARWKS

Description: Out of Range Check

Inherited Universe:

Universe: SHARWKS = 17-52

Universe Description: Out of range check

Text: * THE VALUE IS UNUSUALLY HIGH

PLEASE VERIFY AND IF CORRECT, ENTER ITEM LEVEL NOTE

Check Instructions:

Type: Soft

Skip Instructions: Suppress: Goto SHARED1

All others, go back to SHARWKS

SHARED1

Field

BSECT3BDEFGHI.BPropertySect3B.SHARED1

Description: Timeshare co-owner

Form Pane Label: Timeshare co-owner

SAS Name: SHARED1

Tag Name: SHARED1

Inherited Universe:

Universe: SHARWKS = 1-52, DK or RF

Universe Description: All deeded, timeshare vacation properties

Question Text: ^DoDoes_C ^YOU_YRCU own the timeshare with anyone else outside your household?

Fills: DoDoes_C

Instructions: IF NUMHOUSE = 1 then fill "Do"
ELSE fill "Does"

Fills: YOU_YRCU

Instructions: IF NUMHOUSE = 1 then fill "you"
ELSE fill "your household"

Type: Enumerated

Length: 1

Answer List: TYesNo

Value:	Mnemonic:	Description:
1	Yes	Yes
2	No	No

- Don't Know
- Refuse
- Empty

- On Input
- On Output

Array:

Skip Instructions: 1: Goto SHARPER1

2,DK,RF: Goto COUNTRY

Instrument SAS Name: SHARED1

Destination Data Set: EOPB

SHARPER1

Field

BSECT3BDEFGHI.BPropertySect3B.SHARPER1

Description: Timeshare percent

Form Pane Label: Timeshare percent

SAS Name: SHARPER1

Tag Name: SHARPER1

Inherited Universe:

Universe: SHARED1 = 1

Universe Description: Own this deeded timeshare vacation property with someone outside the household

Question Text: What percent of the timeshare ^DoDoes ^YOU_YRCU own?

Fills: DoDoes

Instructions: IF NUMHOUSE = 1 then fill "do"
ELSE fill "does"

Fills: YOU_YRCU

Instructions: IF NUMHOUSE = 1 then fill "you"
ELSE fill "your household"

Type: Integer

Length: 3

Min: 1

Max: 99

Don't Know

Refuse

Empty

On Input

On Output

Array:

Skip Instructions: Goto COUNTRY

Instrument SAS Name: SHARPER1

Destination Data Set: EOPB

Field

SHARED2

BSECT3BDEFGHI.BPropertySect3B.SHARED2

Description: share ownership

Form Pane Label: share ownership

SAS Name: SHARED2

Tag Name: SHARED2

Inherited Universe:

Universe: (TIMESHAR = 2, DK or RF) OR
(PROPDESC <> 888 AND OWNYB = 100, 200, 400)

Universe Description: All non-deleted sample units, former homes, land with no builds, or non-timeshare vacation homes.

Question Text: ^DoDoes_C ^YOU_YRCU share ownership of the property with anyone else?

Fills: DoDoes_C

Instructions: IF NUMHOUSE = 1 then fill "Do"
ELSE fill "Does"

Fills: YOU_YRCU

Instructions: IF NUMHOUSE = 1 then fill "you"
ELSE fill "your household"

Type: Enumerated

Length: 1

Answer List: TYesNo

Value:	Mnemonic:	Description:
1	Yes	Yes
2	No	No

- Don't Know
- Refuse
- Empty

- On Input
- On Output

Array:

Skip Instructions: 1: Goto SHARPER2

2,DK,RF: IF OWNYB = 300 then goto COUNTRY
ELSEIF INTNMBR = 2-4 and NEWCU ne 1 AND
OWNYB = 200 or 400 then goto STILOWNB
ELSEIF BCeintro.BUSCREEN = 2 AND OWNYB = 100
then goto BSNEXP2
ELSEIF BCeintro.BUSCREEN = 2 then goto ACQUIRYR
ELSE goto BSNSEXP

Instrument SAS Name: SHARED2

Destination Data Set: EOPB

Field

SHARPER2

BSECT3BDEFGHI.BPropertySect3B.SHARPER2

Description: Percent of ownership

Form Pane Label: Percent of ownership

SAS Name: SHARPER2

Tag Name: SHARPER2

Inherited Universe:

Universe: SHARED2 = 1

Universe Description: Share ownership with sample unit, former home, land with no builds, or non-timeshare vacation home

Question Text: What percentage of the property ^DoDoes ^YOU_YRCU own?

Fills: DoDoes

Instructions: IF NUMHOUSE = 1 then fill "do"
ELSE fill "does"

Fills: YOU_YRCU

Instructions: IF NUMHOUSE = 1 then fill "you"
ELSE fill "your household"

Type: Integer

Length: 3

Min: 1

Max: 99

Don't Know

Refuse

Empty

On Input

On Output

Array:

Skip Instructions: IF OWNYB = 300 then goto COUNTRY

ELSEIF INTNMBR = 2-5 AND NEWCU ne 1 AND OWNYB = 200 or 400
then goto STILOWNB

ELSEIF BCeintro.BUSCREEN = 2 AND OWNYB = 100 then goto
BSNEXP2

ELSEIF BCeintro.BUSCREEN = 2 then goto ACQUIRYR

ELSE goto BSNSEXP

Instrument SAS Name: SHARPER2

Destination Data Set: EOPB

Field

COUNTRY

BSECT3BDEFGHI.BPropertySect3B.COUNTRY

Description: Property location (inside/outside US)

Form Pane Label: Property Location

SAS Name: COUNTRY

Tag Name: COUNTRY

Inherited Universe:

Universe: (PROPTYPE = 1-3) AND (OWNYB = 300 or 600)

Universe Description: Vacation or rental property

Question Text: * Ask if not apparent

* If this is a timeshare with multiple locations, select the most often used location.

Where is the property located?

Type: Enumerated

Length: 1

Answer List: TCOUNTRY

Value:	Mnemonic:	Description:
1	States	United States
2	Foreign	Foreign Country

Don't Know

Refuse

Empty

On Input

On Output

Array:

Special Instructions: IF COUNTRY = 2 then store ZZ in VPRPCODE

Skip Instructions: 1: Goto STATE

2,DK,RF: IF INTNMBR = 2-5 AND NEWCU ne 1 and OWNYB = 300 or

```
600 then goto STILOWNB  
ELSEIF BCeintro.BUSCREEN = 2 AND OWNYB = 300  
  then goto ACQUIRYR  
ELSEIF OWNYB = 300 then goto BSNSEXP  
ELSE goto S3B_END
```

Instrument SAS Name: COUNTRY

Destination Data Set: EOPB

Field

STATE
BSECT3BDEFGHI.BPropertySect3B.STATE

Description: State where property is located

Form Pane Label: State

SAS Name: STATE

Tag Name: STATE

Inherited Universe:

Universe: COUNTRY = 1

Universe Description: Vacation or rental property located in the US

Help Screen: H_DESTCODE

Question Text: ? [F1]

• [Enter the two character State abbreviation](#)

Type: String

Length: 2

Don't Know
 Refuse
 Empty

On Input
 On Output

Array:

Special Instructions: 1. Store the STATE in VPRPCODE.
Please format entries to be in all upper case.

2. Use answer type TState - STRING[2], display width 4

Skip Instructions: IF DK or RF: IF INTNMBR = 2-5 AND NEWCU ne 1 AND
OWNYB ne 100 then goto STILOWNB
ELSEIF BCeintro.BUSCREEN = 2 AND OWNYB = 300 then
goto ACQUIRYR
ELSEIF OWNYB = 300 then goto BSNSEXP
ELSE goto S3B_END

ELSE: Goto CNTYCODE

Instrument SAS Name: STATE

Destination Data Set: EOPB

Field

CNTYCODE

BSECT3BDEFGHI.BPropertySect3B.CNTYCODE

Description: County code

Form Pane Label: County code

SAS Name: CNTYCODE

Tag Name: CNTYCODE

Inherited Universe:

Universe: STATE <> EMPTY and STATE <> DK and STATE <> RF

Universe Description: Vacation or rental property located in the US and state is not DK or RF

Question Text: What county is the property located in?

✦ If the county name is not found, key X.

Type: String

Length: 30

Don't Know

Refuse

Empty

On Input

On Output

Array:

Special Instructions: 1. Insert a search function.

Display the list of FIPS county codes for the state selected in STATE and allow the FR to highlight and select the appropriate county. On the screen, replace the keyed-in characters under "County" with the FULL county name selected from the list. Then store the last 3 digits of the FIPS code in FIPSCODE.

2. If X is entered, then store XXX in FIPSCODE.

Skip Instructions: 30 characters,DK,RF: IF INTNMBR = 2-5 AND NEWCU ne 1 AND

OWNYB = 300 or 600 then goto STILOWNB

ELSEIF BCeintro.BUSCREEN = 2 AND OWNYB = 300

then goto ACQUIRYR

ELSEIF OWNYB = 300 then goto BSNSEXP

ELSE goto S3B_END

X: Goto OTHCNTY

Instrument SAS Name: CNTYCODE

Destination Data Set: EOPB

Field

OTHCNTY
BSECT3BDEFGHI.BPropertySect3B.OTHCNTY

Description: Other county name

Form Pane Label: Other county

SAS Name: OTHCNTY

Tag Name: OTHCNTY

Inherited Universe:

Universe: CNTYCODE = X

Universe Description: Vacation or rental property located in the US and state is not DK or RF and county is no found in look-up table

Question Text: * Specify other county

Type: String

Length: 30

- Don't Know
- Refuse
- Empty

- On Input
- On Output

Array:

Skip Instructions: IF INTNMBR = 2-5 AND NEWCU ne 1 AND OWNYB = 300 or 600
then goto STILOWNB

ELSEIF BCeintro.BUSCREEN = 2 AND OWNYB = 300 then goto
ACQUIRYR

ELSEIF OWNYB = 300 then goto BSNSEXP

ELSE goto S3B_END

Instrument SAS Name: OTHCNTY

Destination Data Set: EOPB

STILOWNB

Field

BSECT3BDEFGHI.BPropertySect3B.STILOWNB

Description: Still have this property?

Form Pane Label: Still own property

SAS Name: STILOWNB

Tag Name: STILOWNB

Inherited Universe:

Universe: [(Entry other than 888 in PROPDESC) AND (INTNMBR = 2-4)
AND (NEWCU <> 1) and (OWNYB <> 100)] AND
[((SHARED2 = 2, DK or RF) and OWNYB <> 300) or
(SHARPER2 <> EMPTY AND OWNYB <> 300) or
(COUNTRY = 2, DK or RF) or
(STATE = DK or RF) or
(CNTYCODE <> EMPTY and CNTYCODE <> X) or
(OTHCNTY <> EMPTY)]

Universe Description: 2nd-4th interview and not a new CU and (vacation home, rental home, former home,
or land with no buildings)

Question Text: * [Ask if not apparent](#)

Do you still own this property?

Type: Enumerated

Length: 1

Answer List: TYesNo

Value:	Mnemonic:	Description:
1	Yes	Yes
2	No	No

Don't Know

Refuse

Empty

On Input

On Output

Store Instructions: IF STILOWNB = 2, store 2 in OWNSTAT for this record.
ELSE store 1 in OWNSTAT.

Array:

Skip Instructions: IF OWNYB = 600 then goto S3B_END
ELSEIF BCeintro.BUSCREEN = 2 AND OWNYB ne 600 then goto
ACQUIRYR
ELSE goto BSNSEXP

Instrument SAS Name: STILOWNB

Destination Data Set: EOPB

BSNSEXP

Field

BSECT3BDEFGHI.BPropertySect3B.BSNSEXP

Description: Business, farm or rental expenses

Form Pane Label: Business Deduction

SAS Name: BSNSEXP

Tag Name: BSNSEXP

Inherited Universe:

Universe: ((STILOWNB = 1, 2, DK or RF) or (STATE = DK or RF) or
((Entry other than 888 in PROPDESC) AND
(INTNMBR = 1 or NEWCU = 1 or OWNYB = 100))) AND
OWNYB <> 600 AND BCeintro.BUSCREEN <> 2

Universe Description: BUSCREEN = 1 and this is a sample unit, vacation home, former home or land with no buildings

Question Text: ^Are_Were any of the expenses for this property deducted as a farm, rental, or business expense?

Fills: Are_Were

Instructions: IF OWNSTAT = 1 or 3 then fill "Are"
ELSE fill "Were"

Type: Enumerated

Length: 1

Answer List: TYesNo

Value:	Mnemonic:	Description:
1	Yes	Yes
2	No	No

Don't Know
 Refuse
 Empty

On Input
 On Output

Array:

Skip Instructions: 1: Goto OBSNSZB

2,DK,RF: IF OWNYB = 100 then goto BSNEXP2
ELSE goto ACQUIRYR

Instrument SAS Name: BSNSEXP

Destination Data Set: EOPB

OBSNSZB

Field

BSECT3BDEFGHI.BPropertySect3B.OBSNSZB

Description: Percentage of expenses deducted for business, farm or rental

Form Pane Label: % Deducted

SAS Name: OBSNSZB

Tag Name: OBSNSZB

Inherited Universe:

Universe: BSNSEXP = 1

Universe Description:

Question Text: What percent of the expenses for this property ^sls_was deducted? Include the portion used for business, farming, or rented to someone outside the household.

Fills: sls_was

Instructions: IF OWNSTAT = 1 or 3, fill "is"
ELSE fill "was"

Type: Integer

Length: 3

Min: 1

Max: 100

- Don't Know
- Refuse
- Empty

- On Input
- On Output

Array:

Skip Instructions: 1-99,DK,RF: Goto ACQUIRYR

100: Goto ERR2_OBSNSZB

Instrument SAS Name: OBSNSZB

Destination Data Set: EOPB

Check

ERR2_OBSNSZB
BSECT3BDEFGHI.BPropertySect3B.ERR2_OBSNSZB

Description: 100% Business

Inherited Universe:

Universe: OBSNSZB = 100

Universe Description:

Text: * 100% WAS ENTERED

PLEASE VERIFY:

Check Instructions: IF suppressed then set OWNSTAT to 5 for this property.

Type: Soft

Skip Instructions: Suppress: IF no more properties then goto S31_END
ELSE goto Next property

All others, go back to OBSNSZB

BSNEXP2

Field

BSECT3BDEFGHI.BPropertySect3B.BSNEXP2

Description: Business, farm or rental expenses

Form Pane Label: Business Rent

SAS Name: BSNEXP2

Tag Name: BSNEXP2

Inherited Universe:

Universe: (((SHARED2 = 1, 2, DK or RF) AND (BCeintro.BUSCREEN = 2)) OR (BSNSEXP = 2, DK or RF)) AND OWNYB = 100

Universe Description: Sample units that is not used for business.

Question Text: Is any part of this property you own rented to someone outside your household or used for business?

Type: Enumerated

Length: 1

Answer List: TYesNo

Value:	Mnemonic:	Description:
1	Yes	Yes
2	No	No

- Don't Know
- Refuse
- Empty

- On Input
- On Output

Array:

Skip Instructions: Goto ACQUIRYR

Instrument SAS Name: BSNEXP2

Destination Data Set: EOPB

Field

ACQUIRYR

BSECT3BDEFGHI.BPropertySect3B.ACQUIRYR

Description: Year of closing or settling on property

Form Pane Label: Year closed/settled

SAS Name: ACQUIRYR

Tag Name: ACQUIRYR

Inherited Universe:

Universe: ((BSNSEXP = 2, DK or RF) AND OWNYB <> 100)
OR (OBSNSZB = 1-99, DK or RF)
OR (BSNEXP2 = 1, 2, DK or RF)
OR (BCeintro.BUSCREEN = 2 AND OWNYB <> 600 AND PROPDESC <> 888)

Universe Description: sample unit, vacation home, former home or land with no buildings is not 100% business

Question Text: In what year did ^YOU_YRCU close or settle on this property?

Fills: YOU_YRCU

Instructions: IF NUMHOUSE = 1 then fill "you"
ELSE fill "your household"

Type: Integer

Length: 5

Min: 1900

Max: 9999

Don't Know

Refuse

Empty

On Input

On Output

Array:

Skip Instructions: 1900-9999: If entry = current or previous year,
goto ACQUIRMO
Else goto ANPROPTX

DK, RF: goto ANPROPTX

Instrument SAS Name: ACQUIRYR

Destination Data Set: EOPB

Field

ACQUIRMO

BSECT3BDEFGHI.BPropertySect3B.ACQUIRMO

Description: Month of closing/settling on property

Form Pane Label: Month closed/settled

SAS Name: ACQUIRMO

Tag Name: ACQUIRMO

Inherited Universe:

Universe: ACQUIRYR = Current or previous year

Universe Description:

Question Text: In what month did ^YOU_YRCU close or settle on this property?

Fills: YOU_YRCU

Instructions: IF NUMHOUSE = 1 then fill "you"
ELSE fill "your household"

Type: Enumerated

Length: 2

Answer List: TMONTH

Value:	Mnemonic:	Description:
1	Jan	January
2	Feb	February
3	Mar	March
4	Apr	April
5	May	May
6	Jun	June
7	Jul	July
8	Aug	August
9	Sep	September
10	Oct	October
11	Nov	November
12	Dec	December

Don't Know

Refuse

Empty

On Input

On Output

Array:

Skip Instructions: 1-12: IF ACQUIRMO and ACQUIRYR are in the future,
then goto CK_ACQUIRMO
ELSEIF ACQUIRMO/ACQUIRYR are within the reference
period then goto GIFTPROP
ELSE goto ANPROPTX

DK,RF: Goto ANPROPTX

Instrument SAS Name: ACQUIRMO

Destination Data Set: EOPB

Check

CK_ACQUIRMO
BSECT3BDEFGHI.BPropertySect3B.CK_ACQUIRMO

Description: Date in future

Inherited Universe:

Universe: ACQUIRMO and ACQUIRYR are in the future

Universe Description:

Text: * [Date entered is in the future. Property cannot be reported as owned at this time.](#)

Check Instructions:

Type: Hard

Skip Instructions: Go back to ACQUIRMO

GIFTPROP

Field

BSECT3BDEFGHI.BPropertySect3B.GIFTPROP

Description: Received as gift?

Form Pane Label: Received as gift?

SAS Name: GIFTPROP

Tag Name: GIFTPROP

Inherited Universe:

Universe: (ACQUIRMO/ACQUIRYR is within reference period)

Universe Description:

Question Text: Was this property received as a gift or inheritance?

Type: Enumerated

Length: 1

Answer List: TYesNo

Value:	Mnemonic:	Description:
1	Yes	Yes
2	No	No

- Don't Know
- Refuse
- Empty

- On Input
- On Output

Array:

Skip Instructions: 1,DK,RF: Goto ANPROPTX

2: Goto OWN_PURX

Instrument SAS Name: GIFTPROP

Destination Data Set: EOPB

Field

OWN_PURX
BSECT3BDEFGHI.BPropertySect3B.OWN_PURX

Description: Total property price, not including closing costs

Form Pane Label: Total Price

SAS Name: OWN_PURX

Tag Name: OWN_PURX

Inherited Universe:

Universe: GIFTPROP = 2

Universe Description: Sample unit, vacation home, former home or land with no build was NOT received as a gift or inheritance

Help Screen: H_CLOSECOST

Question Text:  9 ? [F1]

What was the total price paid for ^this_the property, not including closing costs?

Fills: this_the

Instructions: If OWNBY = 100, fill "this", ELSE fill "the"

Type: Integer

Length: 9

Min: 0

Max: 99999999

Don't Know

Refuse

Empty

On Input

On Output

Array:

Special Instructions: Display a \$ and comma in the entry field.

Skip Instructions: 0-99999999: IF [(OWNBY = 100-300 and OWN_PURX lt 1500 or gt 485000) OR (OWNBY = 400 and OWN_PURX lt 100 or gt 250000)] then goto ERR1_OWNPURX

ELSE goto CLOSECST

DK, RF: goto CLOSECST

Instrument SAS Name: OWN_PURX

Destination Data Set: EOPB

Check

ERR1_OWNPURX
BSECT3BDEFGHI.BPropertySect3B.ERR1_OWNPURX

Description: Out of Range Check

Inherited Universe:

Universe: [(OWNYB = 100-300 and OWN_PURX lt 1500 or gt 485000) OR
(OWNYB = 400 and OWN_PURX lt 100 or gt 250000)] AND OWN_PURX <> DK
and OWN_OURX <> RF

Universe Description:

Text: ♦ THE VALUE ENTERED IS UNUSUALLY HIGH OR LOW

PLEASE VERIFY AND IF CORRECT, ENTER ITEM LEVEL NOTE

Check Instructions: IF suppressed then set OWN__URX = A1

Type: Soft

Skip Instructions: Suppress: Goto CLOSECST

All others, go back to OWN_PURX

CLOSECST

Field

BSECT3BDEFGHI.BPropertySect3B.CLOSECST

Description: Amount of closing costs

Form Pane Label: Closing Costs

SAS Name: CLOSECST

Tag Name: CLOSECST

Inherited Universe:

Universe: OWN_PURX = 0-99999999, DK or RF

Universe Description: Sample unit, vacation home, former home or land with no build was NOT received as a gift or inheritance

Help Screen: H_CLOSECOST

Question Text:  9 ? [F1]

About how much were the closing costs?

Type: Integer

Length: 9

Min: 0

Max: 99999999

Don't Know

Refuse

Empty

On Input

On Output

Array:

Special Instructions: Display a \$ and comma in the entry field.

Skip Instructions: 0-99999999: IF CLOSECST gt OWN_PURX then goto CK_CLOSECST
ELSEIF CLOSECST gt 17000 then goto ERR1_CLOSCST
ELSE goto OWNDPMTX

DK,RF: Goto OWNDPMTX

Instrument SAS Name: CLOSECST

Destination Data Set: EOPB

CK_CLOSCST

Check

BSECT3BDEFGHI.BPropertySect3B.CK_CLOSCST

Description: Closing \$ gt Total price

Inherited Universe:

Universe: CLOSECST gt OWN_PURX AND CLOSECST <> DK and CLOSECST <> RF AND
OWN_PURX <> DK and OWN_PURX <> RF

Universe Description:

Text: * Closing costs exceeds the total price.

Please verify

Check Instructions:

Type: Soft

Skip Instructions: Suppress: Goto OWNDPMTX

All others, go back to CLOSCST

Check

ERR1_CLOSCST
BSECT3BDEFGHI.BPropertySect3B.ERR1_CLOSCST

Description: Out of Range Check

Inherited Universe:

Universe: CLOSECST gt 17000 AND CLOSECST <> DK and CLOSECST <> RF

Universe Description:

Text: * THE VALUE ENTERED IS UNUSUALLY HIGH OR LOW

PLEASE VERIFY AND IF CORRECT, ENTER ITEM LEVEL NOTE

Check Instructions: IF suppressed then set CLOS_CST = A1

Type: Soft

Skip Instructions: Suppress: Goto OWNDPMTX

All others, go back to CLOSCST

OWNDPMTX

Field

BSECT3BDEFGHI.BPropertySect3B.OWNDPMTX

Description: Amount of down payment

Form Pane Label: Down Payment

SAS Name: OWNDPMTX

Tag Name: OWNDPMTX

Inherited Universe:

Universe: CLOSECST = 0-99999999, DK or RF

Universe Description: Sample unit, vacation home, former home or land with no build was NOT received as a gift or inheritance

Question Text: What was the amount of the down payment?

Type: Integer

Length: 9

Min: 0

Max: 99999999

Don't Know

Refuse

Empty

On Input

On Output

Array:

Special Instructions: Display a \$ and comma in the entry field

Skip Instructions: 0-99999999: IF gt OWN_PURX then goto CK_OWNDPMTX
ELSEIF OWNDPMTX gt 185000 then goto ERR1_OWNDPMTX
ELSE goto ANPROPTX

DK,RF: Goto ANPROPTX

Instrument SAS Name: OWNDPMTX

Destination Data Set: EOPB

Check

CK_OWNDPMTX
BSECT3BDEFGHI.BPropertySect3B.CK_OWNDPMTX

Description: Down payment \$ gt total price

Inherited Universe:

Universe: OWNDPMTX gt OWN_PURX AND OWNDPMTX <> DK and OWNDPMTX <> RF
AND OWN_PURX <> DK and OWN_PURX <> RF

Universe Description:

Text: * [Down payment exceeds the total price.](#)

[Please verify](#)

Check Instructions:

Type: Soft

Skip Instructions: Suppress: Goto ANPROPTX

All others, go back to OWNDPMTX

ERR1_OWNDPMTX

Check

BSECT3BDEFGHI.BPropertySect3B.ERR1_OWNDPMTX

Description: Out of Range Check

Inherited Universe:

Universe: OWNDPMTX gt 185000 AND OWNDPMTX <> DK and OWNDPMTX <> RF

Universe Description:

Text: * THE VALUE ENTERED IS UNUSUALLY HIGH OR LOW

PLEASE VERIFY AND IF CORRECT, ENTER ITEM LEVEL NOTE

Check Instructions: IF suppressed then set OWND_MTX = A1

Type: Soft

Skip Instructions: Suppress: Goto ANPROPTX

All others, go back to OWNDPMTX

Field

ANPROPTX

BSECT3BDEFGHI.BPropertySect3B.ANPROPTX

Description: Annual property taxes

Form Pane Label: Property Taxes

SAS Name: ANPROPTX

Tag Name: ANPROPTX

Inherited Universe:

Universe: (OWNDPMTX = 0-99999999, DK or RF) OR
(GIFTPROP = 1, DK or RF) OR
(ACQUIRMO AND ACQUIRYR are not in the reference period) OR (ACQUIRYR = DK
or RF) OR (ACQUIRYR is before the previous year)

Universe Description: sample unit, vacation home, former home or land with no buildings is not 100%
business

Question Text: What ^AREWERE2 the annual property taxes for ^this_the property?

Fills: AREWERE2

Instructions: IF STILOWN = 1, fill "are"
ELSE fill "were"

Fills: this_the

Instructions: If OWNYB = 100, fill "this", ELSE fill "the"

Type: Integer

Length: 9

Min: 0

Max: 99999999

- Don't Know
- Refuse
- Empty

- On Input
- On Output

Array:

Special Instructions: Display a \$ and comma in the entry field

Skip Instructions: IF (ne DK or RF) AND [(OWNYB = 100 and ANPROPTX gt 15000) OR

(OWNYB = 200 and ANPROPTX gt 8000) OR
(OWNYB = 300 and ANPROPTX gt 7000) OR
(OWNYB = 400 and ANPROPTX gt 3000)]
then goto ERR1_ANPROPTX

ELSEIF OWNYB = 400 then goto S3B_END

ELSEIF (OWNYB = 100, 200 or 300) AND NOT (OWNYB = 100 AND
SECT01.BUILDING = 1, 9, or 10) then goto PROPTYPE

ELSE goto S3B_END

Instrument SAS Name: ANPROPTX

Destination Data Set: EOPB

Check

ERR1_ANPROPTX

BSECT3BDEFGHI.BPropertySect3B.ERR1_ANPROPTX

Description: Out of Range Check

Inherited Universe:

Universe: [(OWNYB = 100 and ANPROPTX gt 15000) OR
(OWNYB = 200 and ANPROPTX gt 8000) OR
(OWNYB = 300 and ANPROPTX gt 7000) OR
(OWNYB = 400 and ANPROPTX gt 3000)] AND
ANPROPTX <> DK and ANPROPTX <> RF

Universe Description:

Text: ♦ THE VALUE IS UNUSUALLY HIGH OR LOW

PLEASE VERIFY AND IF CORRECT, ENTER ITEM LEVEL NOTE

Check Instructions: IF Suppressed then set ANPR_PTX = A1

Type: Soft

Skip Instructions: Suppress: IF OWNYB = 400 then goto S3B_END
ELSEIF OWNYB <> 400 AND NOT (OWNYB = 100 AND
BSECT01.BUILDING (from Section 1C) = 1, 9 ,
10) then goto PROPTYPE
ELSE goto S3B_END

All others go back to ANPROPTX

PROPTYPE

Field

BSECT3BDEFGHI.BPropertySect3B.PROPTYPE

Description: Is property condominium, cooperative, or something else

Form Pane Label: Property Type

SAS Name: PROPTYPE

Tag Name: PROPTYPE

Inherited Universe:

Universe: (ANPROPTX = 0-99999999, DK or RF) AND
OWNYB <> 400 AND
NOT (OWNYB = 100 AND BSECT01.BUILDING = 1, 9, or 10)

Universe Description: sample unit, vacation home, former home is not 100% business
and if this is the sample unit it is not a single family detached, motor home, or college
dorm from section 1.

Question Text:

- * Ask if not apparent.
- * If respondent doesn't know or refuses select pre-code 3.

^Is_Was_C this property a -

Fills: Is_Was_C

Instructions: IF STILOWNB = 2 then fill "Was"
ELSE fill "Is"

Type: Enumerated

Length: 1

Answer List: TPROPTYPE

Value:	Mnemonic:	Description:
1	Condo	Condominium
2	Coop	Cooperative
3	Something	Something else

- Don't Know
- Refuse
- Empty

- On Input
- On Output

Array:

Special Instructions: Answer list options should be in Bold Black.

Skip Instructions: Goto S3B_END

Instrument SAS Name: PROPTYPE

Destination Data Set: EOPB

S3B_END

Field

BSECT3BDEFGHI.BPropertySect3B.S3B_END

Description: End of Section 3B

Form Pane Label:

SAS Name:

Tag Name:

Inherited Universe:

Universe: (ANPROPTX = 0 - 99999999, DK or RF) AND
{(OWNYB = 400 OR [OWNYB <> 400 AND (OWNYB = 100 AND
BSECT01.BUILDING (from Section 1C) = 1, 9, 10])} OR (PROPTYPE = 1-3) OR
(OWNYB = 600 AND ((COUNTRY = 2, DK or RF) OR
(STATE = DK or RF) OR (CNTYCODE = Entry, DK or RF) OR (OTHCNTY = Entry)
OR (STILOWNB = 1, 2, DK or RF)))

Universe Description:

Question Text:

Type: String

Length: 1

- Don't Know
- Refuse
- Empty

- On Input
- On Output

Store Instructions: Store 1 in OPB_STAT and store 1 in OPB_ORIG

Array:

Skip Instructions: IF STILOWNB = 2 then exit block and goto Section 3D
ELSE exit block and goto Section 3E

Field

PROP_NOB
BSECT3BDEFGHI.BPropertySect3B.PROP_NOB

Description: Property Number

Form Pane Label:

SAS Name: PROP_NOB

Tag Name:

Inherited Universe:

Universe:

Universe Description:

Question Text:

Type: String

Length: 2

- Don't Know
- Refuse
- Empty

- On Input
- On Output

Array:

Special Instructions: NOTE: Property number from 3A1 or S3A2

Valid Values: 1-99

Instrument SAS Name: PROP_NOB

Destination Data Set: EOPB

OWNYB

Field

BSECT3BDEFGHI.BPropertySect3B.OWNYB

Description: Property code

Form Pane Label:

SAS Name: OWNYB

Tag Name:

Inherited Universe:

Universe:

Universe Description:

Question Text:

Type: String

Length: 3

- Don't Know
- Refuse
- Empty

- On Input
- On Output

Array:

Special Instructions: NOTE: See WHICH_PROP for how to set this field

Valid Values: 100 = Sample Unit
200 = Former Home
300 = Vacation home
400 = Land with no building on it
600 = Residential business property

Instrument SAS Name: OWNYB

Destination Data Set: EOPB

Field

OWNSTAT
BSECT3BDEFGHI.BPropertySect3B.OWNSTAT

Description: Ownership status

Form Pane Label:

SAS Name: OWNSTAT

Tag Name:

Inherited Universe:

Universe:

Universe Description:

Question Text:

Type: String

Length: 1

- Don't Know
- Refuse
- Empty

- On Input
- On Output

Array:

Special Instructions: Valid Values: 1 = New property
2 = New property, no longer owned (disposed)
3 = Previously reported - Still own
4 = Previously reported - disposed of
5 = 100% business

Instrument SAS Name: OWNSTAT

Destination Data Set: EOPB

VPRPCODE

Field

BSECT3BDEFGHI.BPropertySect3B.VPRPCODE

Description: State (from STATE) stored

Form Pane Label:

SAS Name: VPRPCODE

Tag Name:

Inherited Universe:

Universe:

Universe Description:

Question Text:

Type: String

Length: 2

- Don't Know
- Refuse
- Empty

- On Input
- On Output

Array:

Special Instructions: NOTE: See COUNTRY or STATE for how to set this field

Valid Values: 2 character state codes, zz

Instrument SAS Name: VPRPCODE

Destination Data Set: EOPB

Field

HWMNYMRT
BSECT3BDEFGHI.BPropertySect3B.HWMNYMRT

Description: Number of mortgages

Form Pane Label:

SAS Name: HWMNYMRT

Tag Name:

Inherited Universe:

Universe:

Universe Description:

Question Text:

Type: Integer

Length: 2

Min: 1

Max: 99

- Don't Know
- Refuse
- Empty

- On Input
- On Output

Store Instructions: Save the number of active mortgages (LOAN_NOF less than 200 and OPF_STAT ne 3) per property number.

Array:

Special Instructions: NOTE: How many mortgages on the input file associated with this property (this variable was requested by the author)

Instrument SAS Name: HWMNYMRT

Destination Data Set: EOPB

HWMNYLSL

Field

BSECT3BDEFGHI.BPropertySect3B.HWMNYLSL

Description: Number of lump sum home equity loans

Form Pane Label:

SAS Name: HWMNYLSL

Tag Name:

Inherited Universe:

Universe:

Universe Description:

Question Text:

Type: Integer

Length: 2

Min: 1

Max: 99

- Don't Know
- Refuse
- Empty

- On Input
- On Output

Store Instructions: Store the number of active lump sum home equity loans (LOAN_NOF greater than 200 and OPF_STAT ne 3) per property number.

Array:

Special Instructions: NOTE: How many lump sum home equity loans on the input file associated with this property (this variable was requested by the author).

Instrument SAS Name: HWMNYLSL

Destination Data Set: EOPB

Field

HWMNYLOC
BSECT3BDEFGHI.BPropertySect3B.HWMNYLOC

Description: Number of line of credit home equity loans

Form Pane Label:

SAS Name: HWMNYLOC

Tag Name:

Inherited Universe:

Universe:

Universe Description:

Question Text:

Type: Integer

Length: 2

Min: 1

Max: 99

- Don't Know
- Refuse
- Empty

- On Input
- On Output

Store Instructions: Store the number of active line of credit home equity loans (where OPH_STAT ne 3) per property number.

Array:

Special Instructions: NOTE: How many line of credit home equity loans on the input file associated with this property (this variable was requested by the author).

Instrument SAS Name: HWMNYLOC

Destination Data Set: EOPB

CLOS_CST

Field

BSECT3BDEFGHI.BPropertySect3B.CLOS_CST

Description: Range edit flag for CLOSECST

Form Pane Label:

SAS Name: CLOS_CST

Tag Name:

Inherited Universe:

Universe:

Universe Description:

Question Text:

Type: String

Length: 2

- Don't Know
- Refuse
- Empty

- On Input
- On Output

Array:

Special Instructions: NOTE: See ERR1_CLOSECST for how to set this field

Valid Values: A1 = Range edit failed
(ERR1 check was suppressed)

Blank = Range edit passed

Instrument SAS Name: CLOS_CST

Destination Data Set: EOPB

Field

OWN__URX
BSECT3BDEFGHI.BPropertySect3B.OWN__URX

Description: Range edit flag for OWN_PURX

Form Pane Label:

SAS Name: OWN__URX

Tag Name:

Inherited Universe:

Universe:

Universe Description:

Question Text:

Type: String

Length: 2

- Don't Know
- Refuse
- Empty

- On Input
- On Output

Array:

Special Instructions: NOTE: See ERR1_OWN_PURX for how to set this field

Valid Values: A1 = Range edit failed
(ERR1 check was suppressed)

Blank = Range edit passed

Instrument SAS Name: OWN__URX

Destination Data Set: EOPB

OWND_MTX

Field

BSECT3BDEFGHI.BPropertySect3B.OWND_MTX

Description: Range edit flag for OWNDPMTX

Form Pane Label:

SAS Name: OWND_MTX

Tag Name:

Inherited Universe:

Universe:

Universe Description:

Question Text:

Type: String

Length: 2

- Don't Know
- Refuse
- Empty

- On Input
- On Output

Array:

Special Instructions: NOTE: See ERR1_OWNDPMTX for how to set this field

Valid Values: A1 = Range edit failed
(ERR1 check was suppressed)

Blank = Range edit passed

Instrument SAS Name: OWND_MTX

Destination Data Set: EOPB

Field

FIPSCODE
BSECT3BDEFGHI.BPropertySect3B.FIPSCODE

Description: 3-digit FIPS code for county

Form Pane Label:

SAS Name: FIPSCODE

Tag Name:

Inherited Universe:

Universe:

Universe Description:

Question Text:

Type: String

Length: 3

- Don't Know
- Refuse
- Empty

- On Input
- On Output

Array:

Special Instructions: NOTE: See CNTYCODE for how to set this field

Valid Values: 000-999, XXX

Instrument SAS Name: FIPSCODE

Destination Data Set: EOPB

ANPR_PTX

Field

BSECT3BDEFGHI.BPropertySect3B.ANPR_PTX

Description: Range edit flag for ANPROPTX

Form Pane Label:

SAS Name: ANPR_PTX

Tag Name:

Inherited Universe:

Universe:

Universe Description:

Question Text:

Type: String

Length: 2

- Don't Know
- Refuse
- Empty

- On Input
- On Output

Array:

Special Instructions: NOTE: See ERR1_ANPROPTX for how to set this field

Valid Values: A1 = Range edit failed
(ERR1 check was suppressed)

Blank = Range edit passed

Instrument SAS Name: ANPR_PTX

Destination Data Set: EOPB

Field

OPB_STAT
BSECT3BDEFGHI.BPropertySect3B.OPB_STAT

Description: Record status

Form Pane Label:

SAS Name: REC_STAT

Tag Name:

Inherited Universe:

Universe:

Universe Description:

Question Text:

Type: String

Length: 1

- Don't Know
- Refuse
- Empty

- On Input
- On Output

Array:

Special Instructions: NOTE: See S3B_END for how to set this field

Valid Values: 1 = Active Record
3 = Inactive Record

Instrument SAS Name: OPB_STAT

Destination Data Set: EOPB

OPB_ORIG

Field

BSECT3BDEFGHI.BPropertySect3B.OPB_ORIG

Description: Record origin

Form Pane Label:

SAS Name: REC_ORIG

Tag Name:

Inherited Universe:

Universe:

Universe Description:

Question Text:

Type: String

Length: 1

Don't Know

Refuse

Empty

On Input

On Output

Array:

Special Instructions: NOTE: See S3B_END for how to set this field

Valid Values: 1 = data from current month interview

4 = inventory data - no updates were made

5 = inventory data - updates made

Instrument SAS Name: OPB_ORIG

Destination Data Set: EOPB

Block

BSect3D
BSECT3BDEFGHI.BSect3D

Description: Disposed of Property

Tab Name:
Fly Over Name:
Universe Type: If

Inherited Universe:

Universe: (OWNSTAT = 2) AND (OWNYB <> 600)

Universe Description:

Array:

- Block Instructions:**
1. Section Label: Section 3, Part D - Disposed of Property
 2. Pre-fill the property number (PROP_NOD) and property description (PROPDESC from section 3B) in the form pane.

PROP_NOD

Field

BSECT3BDEFGHI.BSect3D.PROP_NOD

Description: Property number

Form Pane Label: Property #

SAS Name: PROP_NOD

Tag Name:

Inherited Universe:

Universe:

Universe Description:

Question Text: ** SHOW VARIABLE **

Type: String

Length: 2

- Don't Know
- Refuse
- Empty

- On Input
- On Output

Array:

Special Instructions: NOTE: Property number from section 3B

Valid Values: 1-99

Instrument SAS Name: PROP_NOD

Destination Data Set: EOPD

Field

AuxPropDesc
BSECT3BDEFGHI.BSect3D.AuxPropDesc

Description: Property Description

Form Pane Label: Property Description

SAS Name:

Tag Name:

Inherited Universe:

Universe:

Universe Description:

Question Text: ** SHOW ONLY **

Type: String

Length: 52

- Don't Know
- Refuse
- Empty

- On Input
- On Output

Array:

Special Instructions: Pre-fill with PROPDESC from section 3B

DISPMTHD

Field

BSECT3BDEFGHI.BSect3D.DISPMTHD

Description: Method of disposing of property

Form Pane Label: Disposal Method

SAS Name: DISPMTHD

Tag Name: DISPMTHD

Inherited Universe:

Universe:

Universe Description: Property disposed of within reference period

Question Text: You said ^YOU_YRCU no longer ^own_owns your ^PROPDESC.
Did ^YOU_YRCU sell it, give it to someone outside your household, or do something else with it?

Fills: YOU_YRCU

Instructions: IF NUMHOUSE = 1 then fill "you"
ELSE fill "your household"

Fills: own_owns

Instructions: IF single person CU, fill "own"
ELSE fill "owns"

Fills: PROPDESC

Instructions: Fill PROPDESC from section 3B

Type: Enumerated

Length: 1

Answer List: TDispmthd

Value:	Mnemonic:	Description:
1	Sold	Sold the property or traded the property in
2	Gave	Gave it to someone outside household
3	Other	Something else, other - specify

- Don't Know
- Refuse
- Empty

- On Input
- On Output

Array:

Special Instructions: IF OWNSTAT = 2, copy the property number (PROP_NOB) from section 3B and store in PROP_NOD.
Copy the property code (OWNYB) from section 3B and store in OWNYD.

Skip Instructions: 1,2,DK,RF: Goto DISPYR

3: Goto DISPOTH

Instrument SAS Name: DISPMTHD

Destination Data Set: EOPD

DISPOTH

Field

BSECT3BDEFGHI.BSect3D.DISPOTH

Description: Other Method of Property Disposal

Form Pane Label: Disposal Specify

SAS Name: DISPOTH

Tag Name: DISPOTH

Inherited Universe:

Universe: DISPMTHD = 3

Universe Description:

Question Text: * Specify:

Type: String

Length: 30

- Don't Know
- Refuse
- Empty

- On Input
- On Output

Array:

Skip Instructions: Goto DISPYR

Instrument SAS Name: DISPOTH

Destination Data Set: EOPD

Field

DISPYR
BSECT3BDEFGHI.BSect3D.DISPYR

Description: Year disposed of property

Form Pane Label: Disposal Year

SAS Name: DISPYR

Tag Name: DISPYR

Inherited Universe:

Universe: (DISPMTHD = 1, 2, DK or RF) OR (DISPOTH = Entry)

Universe Description:

Question Text: In what year did ^YOU_YRCU ^sell_give_dispose?

Fills: YOU_YRCU

Instructions: IF NUMHOUSE = 1 then fill "you"
ELSE fill "your household"

Fills: sell_give_dispose

Instructions: If DISPMTHD = 1 then fill "sell(trade) this property"
If DISPMTHD = 2 then fill "give this property to someone outside your household"
If DISPMTHD = 3, DK or RF, then fill "dispose of this property"

Type: Integer

Length: 5

Min: 1998

Max: 9999

Don't Know
 Refuse
 Empty

On Input
 On Output

Array:

Skip Instructions: Goto DISPMO

Instrument SAS Name: DISPYR

Destination Data Set: EOPD

Field

DISPMO
BSECT3BDEFGHI.BSect3D.DISPMO

Description: Disposal month for property

Form Pane Label: Disposal Month

SAS Name: DISPMO

Tag Name: DISPMO

Inherited Universe:

Universe: DISPYR = Entry, DK or RF

Universe Description:

Question Text: In what month did ^YOU_YRCU ^sell_give_dispose?

Fills: YOU_YRCU

Instructions: IF NUMHOUSE = 1 then fill "you"
ELSE fill "your household"

Fills: sell_give_dispose

Instructions: If DISPMTHD = 1 then fill "sell(trade) this property"
If DISPMTHD = 2 then fill "give this property to someone outside your household"
If DISPMTHD = 3, DK or RF, then fill "dispose of this property"

Type: Enumerated

Length: 2

Answer List: TMONTH

Value:	Mnemonic:	Description:
1	Jan	January
2	Feb	February
3	Mar	March
4	Apr	April
5	May	May
6	Jun	June
7	Jul	July
8	Aug	August
9	Sep	September
10	Oct	October

11	Nov	November
12	Dec	December

- Don't Know
- Refuse
- Empty

- On Input
- On Output

Store Instructions: IF Cur_monthnum = 1 THEN {Current Month is January}
IF DISPMO = 1 AND DISPYR = (Currentyear) THEN
 {Disposed of January of this year}
 Set flgError = No
ELSEIF (DISPMO = 10-12) AND DISPYR = (Currentyear-1)
 THEN {Disposed of Oct, Nov, Dec of last year}
 Set flgError = No
ELSE Set flgError = Yes
ENDIF

ELSEIF Cur_monthnum = 2 THEN {Current Month is February}
IF (DISPMO = 1 or 2) AND DISPYR = (Currentyear) THEN
 {Disposed of in Jan or Feb of this year}
 Set flgError = No
ELSEIF (DISPMO = 11 or 12) AND DISPYR = (Currentyear-1)
 THEN {Disposed of in Nov or Dec of last year}
 Set flgError = No
ELSE Set flgError = Yes
ENDIF

ELSEIF Cur_monthnum = 3 THEN {Current Month is March}
IF (DISPMO = 1-3) AND DISPYR = (Currentyear) THEN
 {Disposed of in Jan or Feb of this year}
 Set flgError = No
ELSEIF DISPMO = 12 and DISPYR = (Currentyear - 1) THEN
 {Disposed of in Dec of last year}
 Set flgError = No
ELSE Set flgError = Yes
ENDIF

ELSEIF
 {Disposed of between the ref_month and current month of
 this year}
 (((DISPMO >= ref_monthnum) AND (DISPMO <= cur_monthnum))
 AND (DISPYR = Currentyear))
 OR
 {Disposed of this month and this year}

((DISPMO = Interviewdate.MONTH) AND (DISPYR =
Currentyear)) THEN Set flgError = No

ELSE Set flgError = Yes

Array:

Skip Instructions: IF DISPMO = DK or RF then goto S3D_END

ELSEIF DISPYR = DK or RF then goto S3D_END

ELSEIF flgError = Yes then goto DISPDATE_ERR

ELSEIF DISPMTHD = 1 then goto DISPX

ELSE goto S3D_END

Instrument SAS Name: DISPMO

Destination Data Set: EOPD

DISPDATE_ERR

Check

BSECT3BDEFGHI.BSect3D.DISPDATE_ERR

Description: Month not within reference period

Inherited Universe:

Universe: (flgError = Yes) AND (DISPMO <> DK and <> RF) AND
(DISPYR <> DK and <> RF)

Universe Description: DISPMO and DSPYR are not in the reference period

Text: * [Month and year entered is not within the reference period](#)

[Please Verify](#)

Check Instructions:

Type: Soft

Skip Instructions: If suppressed goto S3D_END

Else go back to DISPMO

Field

DISPX
BSECT3BDEFGHI.BSect3D.DISPX

Description: Sale price of disposed property

Form Pane Label: Sale Price

SAS Name: DISPX

Tag Name: DISPX

Inherited Universe:

Universe: DISPMTHD = 1 AND

\

(Entry in DISPMO and DISPYR is within the reference period)

Universe Description:

Question Text: What was the selling price (trade-in value)?

Type: Integer

Length: 9

Min: 0

Max: 99999999

Don't Know

Refuse

Empty

On Input

On Output

Array:

Special Instructions: Display a \$ and comma in the entry field

Skip Instructions: IF ENTRY lt 750 or gt 399900 AND (ne DK or RF) then
goto ERR1_DISPX

ELSE goto DISPEXPX

Instrument SAS Name: DISPX

Destination Data Set: EOPD

ERR1_DISPX

Check

BSECT3BDEFGHI.BSect3D.ERR1_DISPX

Description: Out of Range Check

Inherited Universe:

Universe: (DISPX lt 750 or gt 3999000) AND DISPX <> DK and DISPX <> RF

Universe Description:

Text: * THE VALUE ENTERED IS UNUSUALLY HIGH OR LOW

PLEASE VERIFY AND IF CORRECT, ENTER ITEM LEVEL NOTE

Check Instructions: IF suppressed then set DISPX_ = A1

Type: Soft

Skip Instructions: Suppressed: Goto DISPEXPX

All others, go back to DISPX

Field

DISPEXPX
BSECT3BDEFGHI.BSect3D.DISPEXPX

Description: Total expenses for selling disposed of property

Form Pane Label: Total Expenses

SAS Name: DISPEXPX

Tag Name: DISPEXPX

Inherited Universe:

Universe: DISPX = 0-99999999, DK or RF

Universe Description:

Help Screen: H_DISPEXPX

Question Text:  10 ? [F1]

Here is a list of some of the costs people may have when selling (trading) property. Looking at the list may help you remember what ^YR_YRCUS expenses were. What were ^YR_YRCUS total expenses in selling (trading) this property?

Fills: YR_YRCUS

Instructions: IF NUMHOUSE = 1 then fill "your"
ELSE fill "your household's"

Type: Integer

Length: 9

Min: 0

Max: 99999999

Don't Know

Refuse

Empty

On Input

On Output

Array:

Special Instructions: Display a \$ and comma in the entry field

Skip Instructions: 0-99999999: IF ENTRY gt 28000 then goto ERR1_DISPEXPX
ELSEIF DISPEXPX gt DISPX then goto CK_DISPEXPX

ELSE goto S3D_END

DK,RF: Goto S3D_END

Instrument SAS Name: DISPEXPX

Destination Data Set: EOPD

Check

ERR1_DISPEXPX
BSECT3BDEFGHI.BSect3D.ERR1_DISPEXPX

Description: Out of Range Check

Inherited Universe:

Universe: DISPEXPX gt 28000 AND DISPEXPX <> DK and DISPEXPX <> RF

Universe Description:

Text: * THE VALUE ENTERED IS UNUSUALLY HIGH OR LOW

PLEASE VERIFY AND IF CORRECT, ENTER ITEM LEVEL NOTE

Check Instructions: If suppressed then set DISP_XPX = A1

Type: Soft

Skip Instructions: Suppressed: Goto S3D_END

All others, go back to DISPEXPX

CK_DISPEXPX

Check

BSECT3BDEFGHI.BSect3D.CK_DISPEXPX

Description: Selling expense gt total selling price

Inherited Universe:

Universe: (DISPEXPX > DISPX) AND DISPEXPX <> DK and DISPEXPX <> RF AND
DISPX <> DK and DISPX <> RF

Universe Description:

Text: * Selling expenses are greater than selling price (trade-in value).

Please verify:

Check Instructions:

Type: Soft

Skip Instructions: Suppressed: Goto S3D_END

All others, go back to DISPEXPX

Field

S3D_END
BSECT3BDEFGHI.BSect3D.S3D_END

Description: End of Section 3D

Form Pane Label:

SAS Name:

Tag Name:

Inherited Universe:

Universe: (DISPMO = NONRESPONSE) OR
(DISPYR = NONRESPONSE and DISPMO = RESPONSE) OR
(DISPDATE_ERR = Suppressed) OR
(DISPMTHD <> sold and (DISPMO = RESPONSE)) OR
(DISPEXPX = RESPONSE) OR (DISPEXPX = NONRESPONSE)

Universe Description:

Question Text:

Type: Classification

Length: 0

- Don't Know
- Refuse
- Empty

- On Input
- On Output

Store Instructions: 1. If DISPYR = current year AND DISPMO = current month
store 2 in OPD_STAT.
Else store 1 in OPD_STAT.

2. Store 1 in OPD_ORIG

Array:

Skip Instructions: Exit block and goto Section 3E

OWNYD

Field

BSECT3BDEFGHI.BSect3D.OWNYD

Description: Property code from section 3B**Form Pane Label:****SAS Name:** OWNYD**Tag Name:****Inherited Universe:****Universe:****Universe Description:****Question Text:****Type:** String**Length:** 3

- Don't Know
- Refuse
- Empty

- On Input
- On Output

Array: **Special Instructions:** NOTE: See DISPMTHD for how to set this field

Valid Values: 100, 200, 300, 400, 500

Instrument SAS Name: OWNYD**Destination Data Set:** EOPD

Field

DISPX_
BSECT3BDEFGHI.BSect3D.DISPX_

Description: Range edit flag for DISPX

Form Pane Label:

SAS Name: DISPX_

Tag Name:

Inherited Universe:

Universe:

Universe Description:

Question Text:

Type: String

Length: 2

- Don't Know
- Refuse
- Empty

- On Input
- On Output

Array:

Special Instructions: NOTE: See ERR1_DISPX for how to set this field

Valid Values: A1 = Range edit failed
(ERR1 check was suppressed)

Blank = Range edit passed

Instrument SAS Name: DISPX_

Destination Data Set: EOPD

DISP_XPX

Field

BSECT3BDEFGHI.BSect3D.DISP_XPX

Description: Range edit flag for DISPEXPX

Form Pane Label:

SAS Name: DISP_XPX

Tag Name:

Inherited Universe:

Universe:

Universe Description:

Question Text:

Type: String

Length: 2

- Don't Know
- Refuse
- Empty

- On Input
- On Output

Array:

Special Instructions: NOTE: See ERR1_DISPEXPX for how to set this field

Valid Values: A1 = Range edit failed
(ERR1 check was suppressed)

Blank = Range edit passed

Instrument SAS Name: DISP_XPX

Destination Data Set: EOPD

Field

OPD_STAT
BSECT3BDEFGHI.BSect3D.OPD_STAT

Description: Record origin

Form Pane Label:

SAS Name: REC_STAT

Tag Name:

Inherited Universe:

Universe:

Universe Description:

Question Text:

Type: String

Length: 1

Don't Know

Refuse

Empty

On Input

On Output

Array:

Special Instructions: NOTE: See S3D_END for how to set this field

Valid Values: 1 = Active Record

2 = Current Month Record

3 = Inactive Record - set in processing

Instrument SAS Name: OPD_STAT

Destination Data Set: EOPD

OPD_ORIG

Field

BSECT3BDEFGHI.BSect3D.OPD_ORIG

Description: Record origin

Form Pane Label:

SAS Name: REC_ORIG

Tag Name:

Inherited Universe:

Universe:

Universe Description:

Question Text:

Type: String

Length: 1

- Don't Know
- Refuse
- Empty

- On Input
- On Output

Array:

Special Instructions: Note: See S3D_END for how to set this field

Valid Values: 1 = Data from current month interview
2 = Data collected in previous quarter

Instrument SAS Name: OPD_ORIG

Destination Data Set: EOPD

Block

BSect3E
BSECT3BDEFGHI.BSect3E

Description: Mortgage/Home Equity Loan Screening Questions

Tab Name:

Fly Over Name:

Universe Type: If

Inherited Universe:

Universe: (OWNSTAT = 1 or 2) AND (OWNYB <> 600)

Universe Description: This section is asked for all first interviews AND
(Interviews 2-5 for returning CU's when new properties are found in Section 3A1
(OWNSTAT = 1 or 2))

Array:

Block Instructions: 1. Maximum # of mortgages and lump sum home equity loans: 8
Maximum # of Line of Credit Home Equity Loans: 6

2. Section Label: Section 3, Part E - Mortgage/Home Equity
Loan Screening Questions

PRESMORT

Field

BSECT3BDEFGHI.BSect3E.PRESMORT

Description: Current mortgages on property

Form Pane Label: Current Mortgage

SAS Name:

Tag Name: PRESMORT

Inherited Universe:

Universe: (OWNSTAT = 1 or 2 AND (PROPTYPE (from 3B) <> 2) AND (Section 3B is complete for current property)

Universe Description:

Question Text: Now I am going to ask about mortgages for your ^PROPDESC.
Excluding home equity loans, ^Auxrevmorg1, ^DoDoes ^YOU_YRCU
presently have a mortgage on your ^PROPDESC?

Fills: PROPDESC

Instructions: Fill PROPDESC from section 3B

Fills: Auxrevmorg1

Instructions: IF AGE62 = 1 then fill "and reverse mortgages"
ELSE fill blank

Fills: DoDoes

Instructions: IF NUMHOUSE = 1 then fill "do"
ELSE fill "does"

Fills: YOU_YRCU

Instructions: IF NUMHOUSE = 1 then fill "you"
ELSE fill "your household"

Type: Enumerated

Length: 1

Answer List: TYesNo

Value:	Mnemonic:	Description:
1	Yes	Yes

2	No	No
---	----	----

- Don't Know
- Refuse
- Empty

- On Input
- On Output

Array:

Skip Instructions: 1: Goto NUMMORT1

2,DK,RF: Goto HADMORT

Instrument SAS Name: PRESMORT

NUMMORT1

Field

BSECT3BDEFGHI.BSect3E.NUMMORT1

Description: # of Current Mortgages

Form Pane Label: # Current Mortgages

SAS Name:

Tag Name: NUMMORT1

Inherited Universe:

Universe: PRESMORT = 1

Universe Description:

Question Text: How many mortgages ^havehas ^YOU_YRCU had on this property since the first of ^REF_MONTH?

Type: Integer

Length: 2

Min: 1

Max: 8

- Don't Know
- Refuse
- Empty

- On Input
- On Output

Array:

Skip Instructions: IF (Section 3E has been completed) AND
(the FR attempts to lower the entry) then
goto CK_NUMMORT1

ELSE goto HOMEQ_YN

Instrument SAS Name: NUMMORT1

Check

CK_NUMMORT1
BSECT3BDEFGHI.BSect3E.CK_NUMMORT1

Description: Lowered Number of mortgages or loans after detailed questions were started

Inherited Universe:

Universe: (Section 3E has been completed) AND (FR attempts to lower the entry in NUMMORT1)

Universe Description:

Text: * Number of mortgages or loans cannot be lowered now.
To delete a mortgage or loan, enter 2 at ORG_INTR, the first question in 3FG.

Press ENTER to re-enter the original number of loans or mortgages (which was ^item2).

Check Instructions:

Type: Hard

Skip Instructions: Go back to NUMMORT1

Fills: item2

Instructions: Fill number of mortgages or loans originally entered
(NUMMORT1, NUMLCHEL, NUMMORT2, NUMMORT3, NUMLSHEL)

HADMORT

Field

BSECT3BDEFGHI.BSect3E.HADMORT

Description: Had mortgage on this property?

Form Pane Label: Had Mortgage

SAS Name:

Tag Name: HADMORT

Inherited Universe:

Universe: PRESMORT = 2, DK or RF

Universe Description:

Question Text: ^HaveHas_C ^YOU_YRCU had a mortgage on this property since the first of ^REF_MONTH?

Fills: HaveHas_C

Instructions: IF NUMHOUSE = 1 fill then fill "Have",
ELSE fill "Has"

Fills: YOU_YRCU

Instructions: IF NUMHOUSE = 1 then fill "you"
ELSE fill "your household"

Fills: REF_MONTH

Instructions: Set REF_MONTH = 3 months before the interview.
Calculated by taking the INTPER from record type 10 to come up with the base month to start from.

Type: Enumerated

Length: 1

Answer List: TYesNo

Value:	Mnemonic:	Description:
1	Yes	Yes
2	No	No

- Don't Know
- Refuse
- Empty

- On Input
- On Output

Array:

Skip Instructions: 1: Goto NUMMORT2

2,DK,RF: Goto HOMEQ_YN

Instrument SAS Name: HADMORT

NUMMORT2

Field

BSECT3BDEFGHI.BSect3E.NUMMORT2

Description: How many mortgages on this property?

Form Pane Label: # Mortgages Had

SAS Name:

Tag Name: NUMMORT2

Inherited Universe:

Universe: HADMORT = 1

Universe Description:

Question Text: How many mortgages ^have_has2 ^YOU_YRCU had on this property since the first of ^REF_MONTH?

Fills: have_has2

Instructions: IF NUMHOUSE = 1 then fill "have"
ELSE fill "has"

Fills: YOU_YRCU

Instructions: IF NUMHOUSE = 1 then fill "you"
ELSE fill "your household"

Fills: REF_MONTH

Instructions: Set REF_MONTH = 3 months before the interview.
Calculated by taking the INTPER from record type 10 to come up with the base month to start from.

Type: Integer

Length: 2

Min: 1

Max: 8

- Don't Know
- Refuse
- Empty

- On Input
- On Output

Array:

Skip Instructions: IF (Section 3E has been completed) AND
(the FR attempts to lower the entry)
then goto CK_NUMMORT2

ELSE goto HOMEQ_YN

Instrument SAS Name: NUMMORT2

CK_NUMMORT2

Check

BSECT3BDEFGHI.BSect3E.CK_NUMMORT2

Description: Lowered number of mortgages or loans after detailed questions were started

Inherited Universe:

Universe: (Section 3E has been completed) AND (the FR attempts to lower the entry in NUMMORT2)

Universe Description:

Text: * [Number of mortgages or loans cannot be lowered now.](#)
[To delete a mortgage or loan, enter 2 at ORG_INTR, the first question in 3FG.](#)

[Press ENTER to re-enter the original number of loans or mortgages \(which was ^item2\).](#)

Check Instructions:

Type: Hard

Skip Instructions: Go back to NUMMORT2

Fills: item2

Instructions: Fill number of mortgages or loans originally entered
(NUMMORT1, NUMLCHEL, NUMMORT2, NUMMORT3, NUMLSHEL)

Field

MRTCPSHA
BSECT3BDEFGHI.BSect3E.MRTCPSHA

Description: Outside lender mortgages?

Form Pane Label: Outside Lender Mortgage

SAS Name:

Tag Name: MRTCPSHA

Inherited Universe:

Universe: (OWNSTAT = 1 or 2) AND (PROPTYPE (from 3B) = 2)

Universe Description:

Question Text: Since the first of ^REF_MONTH, in addition to ^YR_YRCUS share of the cooperative's total costs, did ^YOU_YRCU make payments on a mortgage that was obtained from an outside lender for ^YR_YRCUS shares in the cooperative?

Fills: REF_MONTH

Instructions: Set REF_MONTH = 3 months before the interview.
Calculated by taking the INTPER from record type 10 to come up with the base month to start from.

Fills: YR_YRCUS

Instructions: IF NUMHOUSE = 1 then fill "your"
ELSE fill "your household's"

Fills: YOU_YRCU

Instructions: IF NUMHOUSE = 1 then fill "you"
ELSE fill "your household"

Type: Enumerated

Length: 1

Answer List: TYesNo

Value:	Mnemonic:	Description:
1	Yes	Yes
2	No	No

- Don't Know
- Refuse

Empty

On Input

On Output

Array:

Skip Instructions: 1: Goto NUMMORT3

2,DK,RF: Goto HOMEQ_YN

Instrument SAS Name: MRTCPSHA

Field

NUMMORT3
BSECT3BDEFGHI.BSect3E.NUMMORT3

Description: Number of mortgages on coop

Form Pane Label: # from outside

SAS Name:

Tag Name: NUMMORT3

Inherited Universe:

Universe: MORTCPSHA = 1

Universe Description:

Question Text: How many mortgages ^have_has2 ^YOU_YRCU had on this property since the first of ^REF_MONTH?

Fills: have_has2

Instructions: IF NUMHOUSE = 1 then fill "have"
ELSE fill "has"

Fills: YOU_YRCU

Instructions: IF NUMHOUSE = 1 then fill "you"
ELSE fill "your household"

Fills: REF_MONTH

Instructions: Set REF_MONTH = 3 months before the interview.
Calculated by taking the INTPER from record type 10 to come up with the base month to start from.

Type: Integer

Length: 2

Min: 1

Max: 8

- Don't Know
- Refuse
- Empty

- On Input
- On Output

Array:

Skip Instructions: IF (Section 3E has been completed) AND
(the FR attempts to lower the entry)
then goto CK_NUMMORT3

ELSE goto HOMEQ_YN

Instrument SAS Name: NUMMORT3

Check

CK_NUMMORT3
BSECT3BDEFGHI.BSect3E.CK_NUMMORT3

Description: Lowered number of mortgages after detailed questions were started

Inherited Universe:

Universe: (Section 3E has been completed) and (the FR attempts to lower the entry in NUMMORT3)

Universe Description:

Text: * [Number of mortgages or loans cannot be lowered now.](#)
[To delete a mortgage or loan, enter 2 at ORG_INTR, the first question in 3FG.](#)

[Press ENTER to re-enter the original number of loans or mortgages \(which was ^item2\).](#)

Check Instructions:

Type: Hard

Skip Instructions: Go back to NUMMORT3

Fills: item2

Instructions: Fill number of mortgages or loans originally entered
(NUMMORT1, NUMLCHEL, NUMMORT2, NUMMORT3, NUMLSHEL)

HOMEQ_YN

Field

BSECT3BDEFGHI.BSect3E.HOMEQ_YN

Description: Have a home equity loan

Form Pane Label: Home Equity Loan

SAS Name:

Tag Name: HOMEQ_YN

Inherited Universe:

Universe: (MRTCPSHA = 2, DK or RF) OR (NUMMORT1 = 1-8, DK or RF) OR \ (HADMORT = 2, DK or RF) OR (NUMMORT2 = 1-8, DK or RF) OR \ (NUMMORT3 = 1-8, DK or RF)

Universe Description:

Question Text: ^DoDoes_C ^YOU_YRCU have a home equity loan or any other loan which gives the lender claim on this property in case the loan is not repaid?

Fills: DoDoes_C

Instructions: IF NUMHOUSE = 1 then fill "Do"
ELSE fill "Does"

Fills: YOU_YRCU

Instructions: IF NUMHOUSE = 1 then fill "you"
ELSE fill "your household"

Type: Enumerated

Length: 1

Answer List: TYesNo

Value:	Mnemonic:	Description:
1	Yes	Yes
2	No	No

- Don't Know
- Refuse
- Empty

- On Input
- On Output

Array:

Skip Instructions: 1: Goto LSHEL_YN

2,DK,RF: Goto S3E_END

Instrument SAS Name: HOMEQ_YN

LSHEL_YN

Field

BSECT3BDEFGHI.BSect3E.LSHEL_YN

Description: Have a lump sum home equity loan

Form Pane Label: Lump sum home equity

SAS Name:

Tag Name: LSHEL_YN

Inherited Universe:

Universe: HOMEQ_YN = 1

Universe Description:

Question Text: ^LSHEL_YN_FILL_ONCE

^HaveHas_C ^YOU_YRCU had a lump sum home equity loan on this property since the first of ^REF_MONTH?

Fills: LSHEL_YN_FILL_ONCE

Instructions: Only fill introduction the first time this item comes up. Do not fill second and subsequent times.

Fill, "There are two basic types of home equity loans. I'll describe both types.

- A loan where ^YOU_YRCU received the entire lump-sum borrowed when ^YOU_YRCU took out the loan; or

- A line of credit loan where ^YOU_YRCU can increase the amount borrowed by simply writing a check or using a special credit card.

Fills: YOU_YRCU

Instructions: IF NUMHOUSE = 1 then fill "you"
ELSE fill "your household"

Fills: HaveHas_C

Instructions: IF NUMHOUSE = 1 fill then fill "Have",
ELSE fill "Has"

Fills: YOU_YRCU

Instructions: IF NUMHOUSE = 1 then fill "you"
ELSE fill "your household"

Fills: REF_MONTH

Instructions: Set REF_MONTH = 3 months before the interview.

Calculated by taking the INTPER from record type 10 to come up with the base month to start from.

Type: Enumerated
Length: 1

Answer List: TYesNo

Value:	Mnemonic:	Description:
1	Yes	Yes
2	No	No

- Don't Know
- Refuse
- Empty

- On Input
- On Output

Array:

Skip Instructions: 1: Goto NUMLSHEL

2,DK,RF: Goto LCHEL_YN

Instrument SAS Name: LSHEL_YN

NUMLSHEL

Field

BSECT3BDEFGHI.BSect3E.NUMLSHEL

Description: How many lump sum home equity loans

Form Pane Label: # Lump Sum Heq

SAS Name:

Tag Name: NUMLSHEL

Inherited Universe:

Universe: LSHEL_YN = 1

Universe Description:

Question Text: How many?

Type: Integer

Length: 2

Min: 1

Max: 8

Don't Know

Refuse

Empty

On Input

On Output

Array:

Skip Instructions: IF (Section 3E has been completed) AND
(the FR attempts to lower the entry)
then goto CK_NUMLSHEL

ELSE goto LCHEL_YN

Check

CK_NUMLSHEL
BSECT3BDEFGHI.BSect3E.CK_NUMLSHEL

Description: Lowered number of mortgages after detailed questions were started

Inherited Universe:

Universe: (Section 3E has been completed) and (the FR attempts to lower the entry in NUMLSHEL)

Universe Description:

Text: * [Number of mortgages or loans cannot be lowered now.](#)
[To delete a mortgage or loan, enter 2 at ORG_INTR, the first question in 3FG.](#)

[Press ENTER to re-enter the original number of loans or mortgages \(which was ^item2\).](#)

Check Instructions:

Type: Hard

Skip Instructions: Go back to NUMLSHEL

Fills: item2

Instructions: Fill number of mortgages or loans originally entered
(NUMMORT1, NUMLCHEL, NUMMORT2, NUMMORT3, NUMLSHEL)

LCHEL_YN

Field

BSECT3BDEFGHI.BSect3E.LCHEL_YN

Description: Have home equity line of credit**Form Pane Label:** Line of Credit Loan**SAS Name:****Tag Name:** LCHEL_YN**Inherited Universe:****Universe:** (LSHEL_YN = 2, DK or RF) OR (NUMLSHEL = 1-8, DK or RF)**Universe Description:****Question Text:** ^HaveHas_C ^YOU_YRCU had a home equity line of credit on this property since the first of ^REF_MONTH?**Fills:** HaveHas_C**Instructions:** IF NUMHOUSE = 1 fill then fill "Have",
ELSE fill "Has"**Fills:** YOU_YRCU**Instructions:** IF NUMHOUSE = 1 then fill "you"
ELSE fill "your household"**Fills:** REF_MONTH**Instructions:** Set REF_MONTH = 3 months before the interview.
Calculated by taking the INTPER from record type 10 to come up with the base month to start from.**Type:** Enumerated**Length:** 1**Answer List:** TYesNo

Value:	Mnemonic:	Description:
1	Yes	Yes
2	No	No

- Don't Know
- Refuse
- Empty

- On Input
- On Output

Array:

Skip Instructions: 1: Goto NUMLCHEL

2,DK,RF: Goto S3E_END

NUMLCHEL

Field

BSECT3BDEFGHI.BSect3E.NUMLCHEL

Description: Number of home equity lines of credit

Form Pane Label: # Line of Credit

SAS Name:

Tag Name: NUMLCHEL

Inherited Universe:

Universe: LCHEL_YN = 1

Universe Description:

Question Text: How many?

Type: Integer

Length: 1

Min: 1

Max: 6

Don't Know

Refuse

Empty

On Input

On Output

Array:

Skip Instructions: IF (section 3E has been completed) AND
(the FR attempts to lower the entry)
then goto CK_NUMLCHEL

ELSE goto S3E_END

Check

CK_NUMLCHEL
BSECT3BDEFGHI.BSect3E.CK_NUMLCHEL

Description: Lowered number of mortgages or loans after detailed questions were started

Inherited Universe:

Universe: (Section 3E has been completed) AND (The FR attempts to lower the entry in NUMLCHEL)

Universe Description:

Text: * Number of mortgages or loans cannot be lowered now.
To delete a mortgage or loan, enter 888 at PAIDLOAN, the first question in 3H.

Press ENTER to re-enter the original number of loans or mortgages (which was ^item2).

Check Instructions:

Type: Hard

Skip Instructions: Go back to NUMLCHEL

Fills: item2

Instructions: Fill number of mortgages or loans originally entered
(NUMMORT1, NUMLCHEL, NUMMORT2, NUMMORT3, NUMLSHEL)

S3E_END

Field

BSECT3BDEFGHI.BSect3E.S3E_END

Description: End of Section 3E

Form Pane Label:

SAS Name:

Tag Name:

Inherited Universe:

Universe: (HOMEQ_YN = 2, DK or RF) OR (LCHEL_YN = 2, DK or RF) OR (NUMLCHEL = 1-6, DK or RF)

Universe Description:

Question Text: ** Non Displayed **

Type: String

Length: 1

- Don't Know
- Refuse
- Empty

- On Input
- On Output

Array:

Special Instructions: 1. If NUMMORT1 gt 0 OR NUMMORT2 gt 0 OR NUMMORT3 gt 0 OR NUMLSHEL gt 0 OR NUMLCHEL gt 0 then:

- a. Create one or two mortgage/loan array containing the following variables:
(LOANTYPE = 1 and 2 go to one array and LOANTYPE = 3 go to another)

LOANTYPE: 1 = mortgage, 2 = Lump sum home equity loan,
3 = line of credit home equity loan

NEWLOAN: 1 = new loan, blank = not a new loan

LOANNUM: consecutive loan numbers within loan
type, within property

PROPLNST: Status of loan on owned property

-
- b. Assign loan numbers in consecutive order.
If this is the first new loan reported and there were no loans of LOANTYPE 1 reported last quarter then start with 101. Otherwise find the last loan of LOANTYPE 1, add 1 to that loan number and that will be your starting loan number.
1. If PRESMORT = 1 and NUMMORT1 ne DK and ne RF then add to the array the # of records indicated in NUMMORT1. Set LOANTYPE, NEWLOAN and PROPLNST to 1 for each record.
 2. If HADMORT = 1 and NUMMORT2 ne DK and ne RF then add to the array the # of records indicated in NUMMORT2. Set LOANTYPE and NEWLOAN = 1 and PROPLNST = 2 for each record.
 3. IF MRTCP SHA = 1 and NUMMORT3 ne DK and ne RF then add to the array the # for records indicated in NUMMORT3. Set LOANTYPE, NEWLOAN and PROPLNST to 1 for each record.
- c. Assign loan numbers in consecutive order.
If this is the first new loan reported and there were no loans of LOANTYPE 2 reported last quarter then start with 201. Otherwise find the last loan of LOANTYPE 2, add 1 to that loan number and that will be your starting loan number.
1. If LSHEL_YN = 1 and NUMLSHEL ne DK and ne RF then add to the array the # of records indicated in NUMLSHEL. Set LOANTYPE to 2 and NEWLOAN and PROPLNST to 1 for each record.
- d. Assign loan numbers in consecutive order.
If this is the first new loan reported and there were no loans of LOANTYPE 3 reported last quarter then start with 301. Otherwise find the last loan of LOANTYPE 3, add 1 to that loan number and that will be your starting loan number.
1. If LCHEL_YN = 1 and NUMLCHEL ne DK and ne RF then add to the array the # of records indicated in NUMLCHEL. Set LOANTYPE to 3 and NEWLOAN and PROPLNST to 1 for each record.

Skip Instructions: IF (NUMMORT1 gt 0 OR NUMMORT2 gt 0 OR NUMMORT3 gt 0) OR

NUMLSHEL gt 0 then goto Section 3FG

ELSEIF NUMLCHEL gt 0 then goto Section 3H

ELSE goto Section 3I

Field

NEWLOAN
BSECT3BDEFGHI.BSect3E.NEWLOAN

Description: New loan (=1)

Form Pane Label:

SAS Name: NEWLOAN

Tag Name:

Inherited Universe:

Universe:

Universe Description:

Question Text: ** OUT VARIABLE **

Type: String

Length: 1

- Don't Know
- Refuse
- Empty

- On Input
- On Output

Array:

Special Instructions: Valid Values: 1 = New loan
blank = Not a new loan

Instrument SAS Name: NEWLOAN

PROPLNST

Field

BSECT3BDEFGHI.BSect3E.PROPLNST

Description: Still have (=1) or Paid off (=2)

Form Pane Label:

SAS Name:

Tag Name:

Inherited Universe:

Universe:

Universe Description:

Question Text: ** OUT VARIABLE **

Type: String

Length: 1

- Don't Know
- Refuse
- Empty

- On Input
- On Output

Array:

Special Instructions: Valid Values: 1 = Still have
2 = Paid off

Instrument SAS Name: PROPLNST

Block

BSECT3F
BSECT3BDEFGHI.BSect3E.BSECT3F

Description: Mortgages and Lump Sum Home Equity Loans

Tab Name:

Fly Over Name:

Universe Type: If

Inherited Universe:

Universe: (OWNSTAT = 1-4) AND (There is at least 1 new loan (NEWLOAN = 1) with LOANTYPE = 1 or 2

Universe Description:

Array:

- Block Instructions:**
1. Max # of grid lines: 8 (per property)\
\
 2. Section Label: Section 3, Part F - Mortgage and Lump Sum\
Home Equity Loans\
\
- NOTE: This section asks details on new mortgages or lump\
sum home equity loans on new property.\
(New loans found in 3E)\
\
- This section is asked for first interviews, when a \
mortgage or lump sum home equity loan is found in 3E.\
\
- Changes in October 2005 allow us to collect \
information on interest only mortgages.\
\
- This section is asked of new loans only (NEWLOAN = 1)

PROPNUM

Field

BSECT3BDEFGHI.BSect3E.BSECT3F.PROPNUM

Description: Property Number - SHOW ONLY

Form Pane Label: Prop #

SAS Name:

Tag Name:

Inherited Universe:

Universe:

Universe Description:

Question Text: ** SHOW ONLY **

Type: Integer

Length: 4

Min: 1

Max: 9999

- Don't Know
- Refuse
- Empty

- On Input
- On Output

Array:

Special Instructions: Set = 8500.PROP_NOB

Instrument SAS Name: PROPNUM

Field

PROPDESC

BSECT3BDEFGHI.BSect3E.BSECT3F.PROPDESC

Description: Property Description - SHOW ONLY

Form Pane Label: Prop Desc.

SAS Name:

Tag Name:

Inherited Universe:

Universe:

Universe Description:

Question Text: ** SHOW ONLY **

Type: String

Length: 30

- Don't Know
- Refuse
- Empty

- On Input
- On Output

Array:

Special Instructions: Set = 8500.OWNYB description

Instrument SAS Name: PROPDESC

ORG_INTR

Field

BSECT3BDEFGHI.BSect3E.BSECT3F.ORG_INTR

Description: Original mortgage intro

Form Pane Label: Original mortgage intro

SAS Name:

Tag Name: ORG_INTR

Inherited Universe:

Universe: (OWNSTAT = 1-3) AND (NEWLOAN = 1) AND (LOANTYPE = 1 or 2)

Universe Description:

Question Text: Now I will ask some questions about your ^LOAN_RANK
^MORTGAGE_LUMPSUM.
These questions refer to the ^MORTGAGE_LUMPSUM you ^ORG_INTR_Fill
payments on.

Fills: LOAN_RANK

Instructions: IF the current loan is a mortgage and the total number of new mortgages
(MorTotLoans) > 1 and this is the first mortgage
then fill "1st."
ELSEIF the current loan is a mortgage and the total number of new mortgages
(MorTotLoans > 1 then
fill, 2nd, 3rd, etc. as appropriate
ELSEIF the current loan is a lump sum and the total number of new lump sums
(LsTotLoans) > 1 and this is the first lump
sum then fill "1st."
ELSEIF the current loan is a lump sum and the total number of new lump sums
(LsTotLoans > 1 then
fill, 2nd, 3rd, etc. as appropriate

Fills: MORTGAGE_LUMPSUM

Instructions: IF 8500.LOANTYPE = 1 or LOANTYPE = 1 then fill "mortgage"
ELSE fill "lump sum home equity loan"

Fills: ORG_INTR_Fill

Instructions: If PROPLNST = 2 then fill "used to make"
ELSE fill "are currently making"

Type: Enumerated

Length: 1

Answer List: TLoanddelete

Value:	Mnemonic:	Description:
1	Continue	Continue
2	Delete	Delete the loan

- Don't Know
- Refuse
- Empty

- On Input
- On Output

Store Instructions: IF ORG_INTR = 2, store 888 in ORG_DEL

Array:

- Special Instructions:**
1. Store the property number (PROP_NOB from 3B) in PROP_NOF, the property code (OWNYB from 3B) in OWNYF and the loan number (LOANUM from 3E) in LOAN_NOF.
 2. Pre-fill the property number and property description (PROPDESC) in the form pane.

- Skip Instructions:**
- 1: Goto REFI
 - 2: Goto S3FG_END

Instrument SAS Name: ORG_INTR

Destination Data Set: EOPF

REFI

Field

BSECT3BDEFGHI.BSect3E.BSECT3F.REFI

Description: Refinanced the mortgage**Form Pane Label:** Refinance**SAS Name:** REFI**Tag Name:** REFI**Inherited Universe:****Universe:** ORG_INTR = 1**Universe Description:****Question Text:** ^HaveHas_C ^YOU_YRCU ever refinanced this ^MORTGAGE_LUMPSUM?**Fills:** HaveHas_C**Instructions:** IF NUMHOUSE = 1 fill then fill "Have",
ELSE fill "Has"**Fills:** YOU_YRCU**Instructions:** IF NUMHOUSE = 1 then fill "you"
ELSE fill "your household"**Fills:** MORTGAGE_LUMPSUM**Instructions:** IF 8500.LOANTYPE = 1 or LOANTYPE = 1 then fill "mortgage"
ELSE fill "lump sum home equity loan"**Type:** Enumerated**Length:** 1**Answer List:** TYesNo

Value:	Mnemonic:	Description:
1	Yes	Yes
2	No	No

- Don't Know
- Refuse
- Empty

- On Input
- On Output

Array:

Skip Instructions: Goto FRSTPYR

Instrument SAS Name: REFI

Destination Data Set: EOPF

FRSTPYR

Field

BSECT3BDEFGHI.BSect3E.BSECT3F.FRSTPYR

Description: Year of first payment

Form Pane Label: Payment Year

SAS Name: FRSTPYR

Tag Name: FRSTPYR

Inherited Universe:

Universe: REFI = 1, 2, DK or RF

Universe Description:

Question Text: In what year did ^YOU_YRCU make the first payment on this ^MORTGAGE_LUMPSUM^AFTERREFINANCING?

[^FR_REFINANCE_YR](#)

Fills: YOU_YRCU

Instructions: IF NUMHOUSE = 1 then fill "you"
ELSE fill "your household"

Fills: MORTGAGE_LUMPSUM

Instructions: IF 8500.LOANTYPE = 1 or LOANTYPE = 1 then fill "mortgage"
ELSE fill "lump sum home equity loan"

Fills: AFTERREFINANCING

Instructions: IF REFI = 1 then fill " after refinancing"
ELSE leave blank

Fills: FR_REFINANCE_YR

Instructions: IF REFI = 1 then fill " ♦ [Enter year of first payment after the most recent refinancing](#)"
ELSE leave blank

Type: Integer

Length: 5

Min: 1900

Max: 9999

Don't Know

Refuse

Empty

On Input

On Output

Array:

Skip Instructions: 1900-9999: IF (entry gt current year) or
(entry lt (current year - 30)) then
goto ERR1_FRSTPYR
ELSE goto FRSTPYMO

DK,RF: Goto FRSTPYMO

Instrument SAS Name: FRSTPYR

Destination Data Set: EOPF

ERR1_FRSTPYR

Check

BSECT3BDEFGHI.BSect3E.BSECT3F.ERR1_FRSTPYR

Description: Out of Range Check

Inherited Universe:

Universe: [(FRSTPYR gt current year) or
(FRSTPYR lt (current year - 30))]
AND FRSTPYR <> DK and FRSTPYR <> RF

Universe Description:

Text: ♦ THE STARTING YEAR OF THE LOAN IS UNUSUALLY HIGH OR LOW

PLEASE VERIFY

Check Instructions: IF suppressed then set FRST_YR = A1

Type: Soft

Skip Instructions: Suppress: Goto FRSTPYMO

All others, go back to FRSTPYR

Field

FRSTPYMO

BSECT3BDEFGHI.BSect3E.BSECT3F.FRSTPYMO

Description: Month of first payment

Form Pane Label: Payment Month

SAS Name: FRSTPYMO

Tag Name: FRSTPYMO

Inherited Universe:

Universe: FRSTPYR = 1900 - 9000, DK or RF

Universe Description:

Question Text: In what month did ^YOU_YRCU make the first payment on this ^MORTGAGE_LUMPSUM^AFTERREFINANCING?

[^FR_REFINANCE_MO](#)

Fills: AFTERREFINANCING

Instructions: IF REFI = 1 then fill " after refinancing"
ELSE leave blank

Fills: FR_REFINANCE_MO

Instructions: IF REFI = 1 then fill " * Enter month of first payment after the most recent refinancing"
ELSE leave blank

Fills: YOU_YRCU

Instructions: IF NUMHOUSE = 1 then fill "you"
ELSE fill "your household"

Fills: MORTGAGE_LUMPSUM

Instructions: IF 8500.LOANTYPE = 1 or LOANTYPE = 1 then fill "mortgage"
ELSE fill "lump sum home equity loan"

Type: Enumerated

Length: 2

Answer List: TMONTH

Value:	Mnemonic:	Description:
--------	-----------	--------------

1	Jan	January
2	Feb	February
3	Mar	March
4	Apr	April
5	May	May
6	Jun	June
7	Jul	July
8	Aug	August
9	Sep	September
10	Oct	October
11	Nov	November
12	Dec	December

- Don't Know
- Refuse
- Empty

- On Input
- On Output

Array:

Skip Instructions: IF FRSTPYR and FRSTPYMO are gt (current month + 2 and year)
then goto CK_FRPSTYMO

ELSE ORGMRTX

Instrument SAS Name: FRSTPYMO

Destination Data Set: EOPF

Check

CK_FRSTPYR
BSECT3BDEFGHI.BSect3E.BSECT3F.CK_FRSTPYR

Description: Date is in Future

Inherited Universe:

Universe: FRSTPYMO and FRSTPYR are greater then the interview period month + 2 and current system date year

Universe Description: note: in production current month and interview period month are the same. In testing look at INTPER on the case list.
(The year is using the current system data year.)

Text: * [Date cannot be in the future.](#)

Check Instructions:

Type: Hard

Skip Instructions: Go back to FRSTPYR

ORGMRTX

Field

BSECT3BDEFGHI.BSect3E.BSECT3F.ORGMRTX

Description:

Form Pane Label: Original Mortgage \$

SAS Name: ORGMRTX

Tag Name: ORGMRTX

Inherited Universe:

Universe: ORG_INTR = 1

Universe Description:

Question Text: What was the amount of this ^MORTGAGE_LUMPSUM when ^YOU_YRCU obtained it, not including any interest?

Fills: MORTGAGE_LUMPSUM

Instructions: IF 8500.LOANTYPE = 1 or LOANTYPE = 1 then fill "mortgage"
ELSE fill "lump sum home equity loan"

Fills: YOU_YRCU

Instructions: IF NUMHOUSE = 1 then fill "you"
ELSE fill "your household"

Type: Integer

Length: 9

Min: 1

Max: 99999999

Don't Know

Refuse

Empty

On Input

On Output

Store Instructions: IF (ORGMRTX = DK or RF) OR CK_ORGMRTJX = Passed THEN
set ORGMRTX_ = EMPTY

Array:

Special Instructions: Display a \$ and comma in the entry field

Skip Instructions: 1-4999: Goto CK_ORGMRTX

5000-9999: Goto ERR1_ORGMRTX

10000-99999999: IF ((OWNYB = 100, 200 or 300) and
ORGMRTX gt 600000) OR
(OWNYB = 400 and ORGMRTX gt 199999) then
goto ERR1_ORGMRTX
ELSE goto MTERM

DK,RF: Goto MTERM

Instrument SAS Name: ORGMRTX

Destination Data Set: EOPF

CK_ORGMRTX

Check

BSECT3BDEFGHI.BSect3E.BSECT3F.CK_ORGMRTX

Description: Starting TOTAL loan amount is low

Inherited Universe:

Universe: ORGMRTX = 1-4999

Universe Description:

Text: ♦ Starting TOTAL loan amount is low.

Do NOT enter the monthly payment amount here.

Enter the starting loan amount.

If the starting loan amount is not known, enter Ctrl + D for "Don't know."

Check Instructions:

Type: Hard

Skip Instructions: Go back to ORGMRTX

Check

ERR1_ORGMRTX
BSECT3BDEFGHI.BSect3E.BSECT3F.ERR1_ORGMRTX

Description: Out of Range Check

Inherited Universe:

Universe: ORGMRTX <> DK AND ORGMRTX <> RF AND
[(ORGMRTX >= 5000 and ORGMRTX < 10000) OR
((OWNYB = 100, 200, or 300) and ORGMRTX > 600000)) OR
(OWNYB = 400 and ORGMRTX > 199999)]

Universe Description:

Text: ♦ THE VALUE ENTERED IS UNUSUALLY HIGH OR LOW

PLEASE VERIFY AND IF CORRECT, ENTER ITEM LEVEL NOTE

Check Instructions: IF suppressed then set ORGMRTX_ = A1

Type: Soft

Skip Instructions: Suppress: Goto MTERM

All others, go back to ORGMRTX

MTERM

Field

BSECT3BDEFGHI.BSect3E.BSECT3F.MTERM

Description: 15/30 mortgage or something else

Form Pane Label: Mortgage Term

SAS Name: MTERM

Tag Name: MTERM

Inherited Universe:

Universe: ORG_INTR = 1

Universe Description:

Question Text: ^C_IsWas3F this a 30 year ^MORTGAGE_LUMPSUM, a 15 year ^MORTGAGE_LUMPSUM, or something else?

Fills: C_IsWas3F

Instructions: If PROPLNST = 2 then fill "Was"
ELSE fill "Is"

Fills: MORTGAGE_LUMPSUM

Instructions: IF 8500.LOANTYPE = 1 or LOANTYPE = 1 then fill "mortgage"
ELSE fill "lump sum home equity loan"

Type: Enumerated

Length: 1

Answer List: TMTerm

Value:	Mnemonic:	Description:
1	Thirty	30-year
2	Fifteen	15-year
3	SomethingElse	Something else

- Don't Know
- Refuse
- Empty

- On Input
- On Output

Array:

Skip Instructions: 1: IF current year - FRSTPYR gt 30 then goto CK_S3FG
ELSE goto NEWMRRT

2: IF current year - FRSTPYR gt 15 then goto CK_S3FG
ELSE goto NEWMRRT

3: Goto MORTTERM

DK,RF: Goto NEWMRRT

Instrument SAS Name: MTERM

Destination Data Set: EOPF

MORTTERM

Field

BSECT3BDEFGHI.BSect3E.BSECT3F.MORTTERM

Description: Number of years of mortgage

Form Pane Label: Other Mortgage Term

SAS Name: MORTTERM

Tag Name: MORTTERM

Inherited Universe:

Universe: MTERM = 3

Universe Description:

Question Text: [✦ Enter number of years](#)

Type: Integer

Length: 2

Min: 1

Max: 50

Don't Know

Refuse

Empty

On Input

On Output

Array:

Skip Instructions: 1-50: IF (current year - FRSTPYR) gt MORTTERM then
goto CK_S3FG]
ELSEIF ENTRY lt 5 or gt 30 then goto ERR1_MORTTERM
ELSE goto NEWMRRT

DK,RF: Goto NEWMRRT

Instrument SAS Name: MORTTERM

Destination Data Set: EOPF

Check

CK_S3FG

BSECT3BDEFGHI.BSect3E.BSECT3F.CK_S3FG

Description: # payments made gt mortgage term.\

Inherited Universe:

Universe: ((current year - FRSTPYR) gt MORTTERM) OR\
(MTERM = 1 and (current year - FRSTPYR) gt 30) OR \
(MTERM = 2 and (current year - FRSTPYR) gt 15)

Universe Description:

Text: ♦ Number of payments made to date is greater than the mortgage term.

Please Verify:

Check Instructions:

Type: Soft

Skip Instructions: Suppress: Goto NEWMRRT

All others, go back to MTERM or MORTTERM as appropriate

ERR1_MORTTERM

Check

BSECT3BDEFGHI.BSect3E.BSECT3F.ERR1_MORTTERM

Description: Out of Range Check

Inherited Universe:

Universe: (MORTTERM lt 5 or gt 30) AND MORTTERM <> DK and
MORTTERM <> RF

Universe Description:

Text: * THE VALUE ENTERED IS UNUSUALLY HIGH OR LOW

PLEASE VERIFY AND IF CORRECT, ENTER ITEM LEVEL NOTE

Check Instructions: IF suppressed then set MORT_ERM = A1

Type: Soft

Skip Instructions: Suppress: Goto NEWMRRT

All others, go back to MORTTERM

Field

NEWMRRT
BSECT3BDEFGHI.BSect3E.BSECT3F.NEWMRRT

Description: Current interest rate

Form Pane Label: Current Interest Rate

SAS Name: NEWMRRT

Tag Name: NEWMRRT

Inherited Universe:

Universe: (MTERM = 1, 2, DK or RF) OR (MORTTERM = 1-50, DK or RF) OR
(CK_S3FG = suppressed)

Universe Description:

Help Screen: H_NEWMRRT

Question Text: ? [F1]

What ^iswas3F the current interest rate on this ^MORTGAGE_LUMPSUM?

✦ Enter percent including decimal

Fills: iswas3F

Instructions: If PROPLNST = 2 then fill "was"
ELSE fill "is"

Fills: MORTGAGE_LUMPSUM

Instructions: IF 8500.LOANTYPE = 1 or LOANTYPE = 1 then fill "mortgage"
ELSE fill "lump sum home equity loan"

Type: Real / decimal

Length: 6

Min: 0

Max: 99.999

Don't Know

Refuse

Empty

On Input

On Output

Array:

Skip Instructions: IF ENTRY lt 2.5 or gt 8.5 AND (ne DK or RF) then
goto ERR1_NEWMRRT

ELSE goto FIXEDRTE

Instrument SAS Name: NEWMRRT

Destination Data Set: EOPF

Check

ERR1_NEWMRRT
BSECT3BDEFGHI.BSect3E.BSECT3F.ERR1_NEWMRRT

Description: Out of Range Check

Inherited Universe:

Universe: (NEWMRRT lt 2.5 or gt 8.5) AND NEWMRRT <> DK and NEWMRRT <> RF

Universe Description:

Text: * THE VALUE ENTERED IS UNUSUALLY HIGH OR LOW

PLEASE VERIFY AND IF CORRECT, ENTER ITEM LEVEL NOTE

Check Instructions: IF suppressed then set NEWMRRT_ = A1

Type: Soft

Skip Instructions: Suppress: Goto FIXEDRTE

All others, go back to NEWMRRT

FIXEDRTE

Field

BSECT3BDEFGHI.BSect3E.BSECT3F.FIXEDRTE

Description: Fixed interest rate

Form Pane Label: Fixed Rate

SAS Name: FIXEDRTE

Tag Name: FIXEDRTE

Inherited Universe:

Universe: NEWMRRT = 0-99.999, DK or RF

Universe Description:

Question Text: ^C_IsWas3F this a fixed rate ^MORTGAGE_LUMPSUM?

Fills: C_IsWas3F

Instructions: If PROPLNST = 2 then fill "Was"
ELSE fill "Is"

Fills: MORTGAGE_LUMPSUM

Instructions: IF 8500.LOANTYPE = 1 or LOANTYPE = 1 then fill "mortgage"
ELSE fill "lump sum home equity loan"

Type: Enumerated

Length: 1

Answer List: TYesNo

Value:	Mnemonic:	Description:
1	Yes	Yes
2	No	No

- Don't Know
- Refuse
- Empty

- On Input
- On Output

Array:

Skip Instructions: 1: Goto PAYINCL

2,DK,RF: Goto PAYTYPE

Instrument SAS Name: FIXEDRTE

Destination Data Set: EOPF

PAYTYPE

Field

BSECT3BDEFGHI.BSect3E.BSECT3F.PAYTYPE

Description: Types of payments

Form Pane Label: Loan Type

SAS Name:

Tag Name: PAYTYPE

Inherited Universe:

Universe: FIXEDRTE = 2, DK or RF

Universe Description:

Help Screen: H_PAYTYPE

Question Text: ? [F1]

There are many different kinds of ^Mortgage_Lumpsums.
Which of these comes closest to ^YRS_YRCS?

- ◆ [Read each item on list](#)
- ◆ [Enter all that apply, separate with commas](#)

Fills: Mortgage_Lumpsums

Instructions: IF LOANTYPE = 1 then fill "mortgages"
ELSE fill "lump sum home equity loans"

Fills: YRS_YRCS

Instructions: If single person household fill "yours" ELSE fill "your household's"

Type: Set

Max Number of Values: 3

Length: 1

Answer List: TPaytype

Value:	Mnemonic:	Description:
1	Variable	Variable or adjustable rate of interest (ARM)
2	Int_only	Interest only
3	Somethingelse	Other - Specify

- Don't Know
- Refuse

Empty

On Input
 On Output

Array:

Special Instructions: 1. If PAYTYPE = 1, store 1 in VARRTE
If PAYTYPE = 2, store 2 in INTONLY
If PAYTYPE = 3, store 3 in OTHRTE

If PAYTYPE = DK, store 9 in VARRTE, INTONLY, OTHRTE
If PAYTYPE = RF, store 8 in VARRTE, INTONLY, OTHRTE

2. Answer list options should be in bold black

Skip Instructions: IF 1 and 2 are selected then goto CK_PAYTYPE

ELSEIF 3 is selected then goto PAYTOTHF

ELSE goto PAYINCL

Instrument SAS Name: PAYTYPE

Destination Data Set: EOPF

PAYTOTHF

Field

BSECT3BDEFGHI.BSect3E.BSECT3F.PAYTOTHF

Description: Other types of payment

Form Pane Label: Other loan type

SAS Name: PAYTOTHF

Tag Name: PAYTOTHF

Inherited Universe:

Universe: 3 selected in PAYTYPE

Universe Description:

Question Text: * Specify:

Type: String

Length: 30

- Don't Know
- Refuse
- Empty

- On Input
- On Output

Array:

Skip Instructions: Goto PAYINCL

Instrument SAS Name: PAYTOTHF

Destination Data Set: EOPF

Field

PAYINCL

BSECT3BDEFGHI.BSect3E.BSECT3F.PAYINCL

Description: Payments included in the loan

Form Pane Label: Payment Include

SAS Name:

Tag Name: PAYINCL

Inherited Universe:

Universe: FIXEDRTE = 1 OR (PAYTYPE = 1-2, DK or RF) OR
(PAYTOTHF = Entry)

Universe Description:

Help Screen: H_PAYINCL

Question Text:  10 ? [F1]

On ^YR_YRCUS last payment, which of these things were included?

- ◆ [Read each item on list](#)
- ◆ [Enter all that apply, separate with commas](#)

Fills: YR_YRCUS

Instructions: IF NUMHOUSE = 1 then fill "your"
ELSE fill "your household's"

Type: Set

Max Number of Values: 7

Length: 2

Answer List: TPayincl

Value:	Mnemonic:	Description:
1	Principal	Principal?
2	Interest	Interest?
3	Taxes	Property taxes?
4	Insurance	Property insurance?
5	Mortgage	Mortgage guarantee insurance (PMI)?
6	Specify	Any other payments - specify?
77	dknow	Don't know

- Don't Know
- Refuse
- Empty

- On Input
- On Output

Store Instructions: If 1 is selected, store 1 in PAYPRINI
If 2 is selected, store 2 in PAYINT
If 3 is selected, store 3 in PAYPROTX
If 4 is selected, store 4 in PAYPROIN
If 5 is selected, store 5 in PAYMORIN
If 6 is selected, store 6 in PAYOTHER
If 77 is entered and NO OTHER answer list options 1-6 entered, store 9 in PAYPRINI, PAYPROTX, PAYPROIN, PAYMORIN, PAYINT, PAYOTHER
If 77 entered and OTHER answer list options 1-6 selected, do not store 9 in PAYPRINI, PAYPROTX, PAYPROIN, PAYMORIN, PAYINT, or PAYOTHER and only store the answer list options in the appropriate fields (as designated above)
If RF entered, store 8 in PAYPRINI, PAYPROTX, PAYPROIN, PAYMORIN, PAYINT, PAYOTHER

Array:

Special Instructions: Answer list options should be in bold black, except option 77

Skip Instructions: IF 1 and 2 were not selected then goto CK_PAYINCL

ELSEIF 6 selected then goto PAYOTHF

ELSEIF FIXEDRTE = 1 then goto MRTPMTX

ELSE goto PAYMTX1

Instrument SAS Name: PAYINCL

Destination Data Set: EOPF

Check

CK_PAYINCL
BSECT3BDEFGHI.BSect3E.BSECT3F.CK_PAYINCL

Description: Principal and Interest not included

Inherited Universe:

Universe: (1 and 2 were not selected in PAYINCL) and (PAYINCL <> RF)

Universe Description:

Text: * [Principal and interest were not included in the mortgage payment.](#)

[Please verify:](#)

Check Instructions:

Type: Soft

Skip Instructions: Suppress: IF 6 select in PAYINCL then goto PAYOTHF
ELSEIF FIXEDRTE = 1 then goto MRTPMTX
ELSE goto PAYMTX1

All others, go back to PAYINCL

PAYOTHF

Field

BSECT3BDEFGHI.BSect3E.BSECT3F.PAYOTHF

Description: Other items included in mortgage payment

Form Pane Label: Payments specify

SAS Name: PAYOTHF

Tag Name: PAYOTHF

Inherited Universe:

Universe: 6 selected in PAYINCL

Universe Description:

Question Text: * Specify:

Type: String

Length: 30

Don't Know

Refuse

Empty

On Input

On Output

Array:

Skip Instructions: IF FIXEDRTE = 1 then goto MRTPMX

ELSE goto PAYMTX1

Instrument SAS Name: PAYOTHF

Destination Data Set: EOPF

Field

M RTPMTX
BSECT3BDEFGHI.BSect3E.BSECT3F.M RTPMTX

Description: Total mortgage payment

Form Pane Label: Total Payment

SAS Name: MRTPMTX

Tag Name: MRTPMTX

Inherited Universe:

Universe: FIXEDRTE = 1

Universe Description:

Question Text: How much ^iswas3F ^YR_YRCUS ^MORTGAGE_LUMPSUM payment per month?

Fills: iswas3F

Instructions: If PROPLNST = 2 then fill "was"
ELSE fill "is"

Fills: YR_YRCUS

Instructions: IF NUMHOUSE = 1 then fill "your"
ELSE fill "your household's"

Fills: MORTGAGE_LUMPSUM

Instructions: IF 8500.LOANTYPE = 1 or LOANTYPE = 1 then fill "mortgage"
ELSE fill "lump sum home equity loan"

Type: Integer

Length: 9

Min: 1

Max: 99999999

Don't Know
 Refuse
 Empty

On Input
 On Output

Array:

Special Instructions: Display a \$ and comma in the entry field.

Skip Instructions: 1-99999999: IF MRTPMTX gt ORGMRTX then goto CK_MRTPMTX
ELSEIF entry lt 125 or gt 2700 then
goto ERR1_MRTPMTX
ELSEIF any codes 3-6 are selected in PAYINCL
then goto PRININTX
ELSE goto S3FG_END

DK,RF: IF any codes 3-6 are selected in PAYINCL
then goto PRININTX
ELSE goto S3FG_END

Instrument SAS Name: MRTPMTX

Destination Data Set: EOPF

Check

CK_MRTPMTX
BSECT3BDEFGHI.BSect3E.BSECT3F.CK_MRTPMTX

Description: Payment \$ gt total loan amount

Inherited Universe:

Universe: MRTPMTX gt ORGMRTX AND MRTPMTX <> DK and MRTPMTX <> RF AND
ORGMRTX <> DK and ORGMRTX <> RF

Universe Description:

Text: * [Payment cannot exceed total loan amount.](#)

Check Instructions:

Type: Hard

Skip Instructions: Go back to MRTPMTX

ERR1_MRTPMTX

Check

BSECT3BDEFGHI.BSect3E.BSECT3F.ERR1_MRTPMTX

Description: Out of Range Check

Inherited Universe:

Universe: (MRTPMTX lt 125 or gt 2700) AND MRTPMTX <> DK and
MRTPMTX <> RF

Universe Description:

Text: * VALUE ENTERED IS UNUSUALLY HIGH OR LOW

PLEASE VERIFY AND IF CORRECT, ENTER ITEM LEVEL NOTE

Check Instructions: IF suppressed then set MRT_MTX = A1

Type: Soft

Skip Instructions: Suppress: IF any codes 3-6 are selected in PAYINCL then
goto PRININTX
ELSE goto S3FG_END

All others, go back to MRTPMTX

Field

PRININTX

BSECT3BDEFGHI.BSect3E.BSECT3F.PRININTX

Description: Amount for principal and interest

Form Pane Label: Prin/Int Amt

SAS Name: PRININTX

Tag Name: PRININTX

Inherited Universe:

Universe: (MRTPMTX = 1-99999999, DK or RF) AND
(any codes 3-6 selected in PAYINCL)

Universe Description:

Question Text: How much of that amount was for ^Prinint_fill?

Fills: Prinint_fill

Instructions: If code 1 and NOT code 2 selected in PYRINIJ, fill "principal"
If code 2 and NOT code 1 selected in PYRINIJ, fill "interest"
ELSE fill "principal and interest"

Type: Integer

Length: 9

Min: 0

Max: 99999999

Don't Know
 Refuse
 Empty

On Input
 On Output

Array:

Special Instructions: Display a \$ and comma in the entry field.

Skip Instructions: 0-99999999: IF PRININTX gt MRTPMTX then goto ERR_PRININTX
ELSEIF entry lt 75 or gt 2500 then
goto ERR1_PRININTX
ELSE goto S3FG_END

DK,RF: Goto S3FG_END

Instrument SAS Name: PRININTX

Destination Data Set: EOPF

Check

CK_PRININTX
BSECT3BDEFGHI.BSect3E.BSECT3F.CK_PRININTX

Description: Principal and interest gt total payment

Inherited Universe:

Universe: (PRININTX gt MRTPMTX) AND PRININTX <> DK and PRININTX <> RF AND MRTPMTX <> DK and MRTPMTX <> RF

Universe Description:

Text: * [Principal and interest cannot exceed total payment](#)

Check Instructions:

Type: Hard

Skip Instructions: Go back to PRININTX

ERR1_PRININTX

Check

BSECT3BDEFGHI.BSect3E.BSECT3F.ERR1_PRININTX

Description: Out of Range Check

Inherited Universe:

Universe: (PRININTX lt 75 or gt 2500) AND PRININTX <> DK and
PRININTX <> RF

Universe Description:

Text: * THE VALUE ENTERED IS UNUSUALLY HIGH OR LOW

PLEASE VERIFY AND IF CORRECT, ENTER ITEM LEVEL NOTE

Check Instructions: IF suppressed then set PRIN_NTX = A1

Type: Soft

Skip Instructions: Suppress: Goto S3FG_END

All others, go back to PRININTX

Field

PAYMTX1

BSECT3BDEFGHI.BSect3E.BSECT3F.PAYMTX1

Description:

Form Pane Label: Ref Month Payment

SAS Name: PAYMTX1

Tag Name: PAYMTX1

Inherited Universe:

Universe: FIXEDRTE = 2, DK or RF

Universe Description:

Question Text: How much was ^YR_YRCUS payment on this ^MORTGAGE_LUMPSUM in ^REF_MONTH?

Fills: YR_YRCUS

Instructions: IF NUMHOUSE = 1 then fill "your"
ELSE fill "your household's"

Fills: MORTGAGE_LUMPSUM

Instructions: IF 8500.LOANTYPE = 1 or LOANTYPE = 1 then fill "mortgage"
ELSE fill "lump sum home equity loan"

Fills: REF_MONTH

Instructions: Set REF_MONTH = 3 months before the interview.
Calculated by taking the INTPER from record type 10 to come up with the base month to start from.

Type: Integer

Length: 9

Min: 0

Max: 99999999

- Don't Know
- Refuse
- Empty

- On Input
- On Output

Array:

Special Instructions: Display a \$ and comma in the entry field.

Skip Instructions: 0: Goto PAYMTX2

1-99999999,DK,RF: IF entry lt 125 or gt 2700 then goto
ERR1_PAYMTX1
ELSEIF any codes 3-6 selected in PAYINCL
then goto PRNINTX1
ELSE goto PAYMTX2

Instrument SAS Name: PAYMTX1

Destination Data Set: EOPF

Check

ERR1_PAYMTX1
BSECT3BDEFGHI.BSect3E.BSECT3F.ERR1_PAYMTX1

Description: Out of Range Check

Inherited Universe:

Universe: (PAYMTX1 lt 125 OR gt 2700) AND
PAYMTX1 <> DK and PAYMTX <> RF and PAYMTX1 <> 0

Universe Description:

Text: * THE VALUE ENTERED IS UNUSUALLY HIGH OR LOW

PLEASE VERIFY AND IF CORRECT, ENTER ITEM LEVEL NOTE

Check Instructions: IF suppressed then set PAYMTX1_ = A1

Type: Soft

Skip Instructions: Suppress: IF any codes 3-6 selected in PAYINCL then
goto PRNINTX1
ELSE goto PAYMTX2

All others, go back to PAYMTX1

PRNINTX1

Field

BSECT3BDEFGHI.BSect3E.BSECT3F.PRNINTX1

Description:

Form Pane Label: Ref Month Prin/ Int Amt

SAS Name: PRNINTX1

Tag Name: PRNINTX1

Inherited Universe:

Universe: (FIXEDRTE = 2, DK or RF) AND (PAYMTX1 = 1-99999999, DK or RF)
AND (any codes 3-6 selected in PAYINCL)

Universe Description:

Question Text: How much of that amount was for ^Prinint_fill?

Fills: Prinint_fill

Instructions: If code 1 and NOT code 2 selected in PYRINIJ, fill "principal"
If code 2 and NOT code 1 selected in PYRINIJ, fill "interest"
ELSE fill "principal and interest"

Type: Integer

Length: 9

Min: 0

Max: 99999999

Don't Know
 Refuse
 Empty

On Input
 On Output

Array:

Special Instructions: Display a \$ and comma in the entry field.

Skip Instructions: 0-99999999: IF PRNINTX1 gt PAYMTX1 then goto CK_PRNINTX1
ELSEIF entry lt 75 or gt 2500 then
goto ERR1_PRNINTX1
ELSE goto PAYMTX2

DK,RF: Goto PAYMTX2

Instrument SAS Name: PRNINTX1

Destination Data Set: EOPF

CK_PRNINTX1

Check

BSECT3BDEFGHI.BSect3E.BSECT3F.CK_PRNINTX1

Description: Principal and interest gt total payment

Inherited Universe:

Universe: (PRNINTX1 gt PAYMTX1) AND PRNINTX1 <> DK and PRNINTX1 <> RF
AND PAYMTX1 <> DK and PAYMTX1 <> RF

Universe Description:

Text: * [Principal and interest cannot exceed total payment.](#)

Check Instructions:

Type: Hard

Skip Instructions: Go back to PRNINTX1

Check

ERR1_PRNINTX1
BSECT3BDEFGHI.BSect3E.BSECT3F.ERR1_PRNINTX1

Description: Out of Range Check

Inherited Universe:

Universe: (PRNINTX1 lt 75 or gt 2500) AND PRNINTX1 <> DK and
PRNINTX1 <> RF

Universe Description:

Text: * THE VALUE ENTERED IS UNUSUALLY HIGH OR LOW

PLEASE VERIFY AND IF CORRECT, ENTER ITEM LEVEL NOTE

Check Instructions: IF suppressed then set PRNI_TX1 = A1

Type: Soft

Skip Instructions: Suppress: Goto PAYMTX2

All others, go back to PRNINTX1

PAYMTX2

Field

BSECT3BDEFGHI.BSect3E.BSECT3F.PAYMTX2

Description:

Form Pane Label: Month 2 Payment

SAS Name: PAYMTX2

Tag Name: PAYMTX2

Inherited Universe:

Universe: (FIXEDRTE = 2, DK or RF) AND (PAYMTX1 = 0-99999999, DK or RF)

Universe Description:

Question Text: How much was ^YR_YRCUS payment on this ^MORTGAGE_LUMPSUM in ^TWO_MONTH?

Fills: YR_YRCUS

Instructions: IF NUMHOUSE = 1 then fill "your"
ELSE fill "your household's"

Fills: MORTGAGE_LUMPSUM

Instructions: IF 8500.LOANTYPE = 1 or LOANTYPE = 1 then fill "mortgage"
ELSE fill "lump sum home equity loan"

Fills: TWO_MONTH

Instructions: TWO_MONTH = month 2 months before the interview.

Calculated by taking the INTPER from record type 10 to come up with the base month to start from.

Type: Integer

Length: 9

Min: 0

Max: 99999999

- Don't Know
- Refuse
- Empty

- On Input
- On Output

Array:

Special Instructions: Display a \$ and comma in the entry field.

Skip Instructions: 0: Goto PAYMTX3

```
1-99999999,DK,RF: IF entry lt 125 or gt 2700 then
                    goto ERR1_PAYMTX2
                    ELSEIF any codes 3-6 selected in PAYINCL
                        then goto PRNINTX2
                    ELSE goto PAYMTX3
```

Instrument SAS Name: PAYMTX2

Destination Data Set: EOPF

ERR1_PAYMTX2

Check

BSECT3BDEFGHI.BSect3E.BSECT3F.ERR1_PAYMTX2

Description: Out of Range Check

Inherited Universe:

Universe: (PAYMTX2 lt 125 or gt 2700) AND
PAYMTX2 <> DK and PAYMTX2 <> RF and PAYMTX2 <> 0

Universe Description:

Text: * THE VALUE IS UNUSUALLY HIGH OR LOW

PLEASE VERIFY AND IF CORRECT, ENTER ITEM LEVEL NOTE

Check Instructions: IF suppressed then set PAYMTX2 = A1

Type: Soft

Skip Instructions: Suppress: IF any codes 3-6 selected in PAYINCL then
goto PRNINTX2
ELSE goto PAYMTX3

All others, go back to PAYMTX2

Field

PRNINTX2

BSECT3BDEFGHI.BSect3E.BSECT3F.PRNINTX2

Description:

Form Pane Label: Month 2 Prin/Int Amt

SAS Name: PRNINTX2

Tag Name: PRNINTX2

Inherited Universe:

Universe: (FIXEDRTE = 2, DK or RF) AND (PAYMTX2 = 1 - 99999999) AND
(any codes 3-6 selected in PAYINCL)

Universe Description:

Question Text: How much of that amount was for ^Prinint_fill?

Fills: Prinint_fill

Instructions: If code 1 and NOT code 2 selected in PYRINIJ, fill "principal"
If code 2 and NOT code 1 selected in PYRINIJ, fill "interest"
ELSE fill "principal and interest"

Type: Integer

Length: 9

Min: 0

Max: 99999999

Don't Know
 Refuse
 Empty

On Input
 On Output

Array:

Special Instructions: Display a \$ and comma in the entry field.

Skip Instructions: 0-99999999: IF PRNINTX2 gt PAYMTX2 then goto ERR_PRNINTX2
ELSEIF entry lt 75 or gt 2500 then
goto ERR1_PRNINTX2
ELSE goto PAYMTX3

DK,RF: Goto PAYMTX3

Instrument SAS Name: PRNINTX2

Destination Data Set: EOPF

Check

ERR1_PRNINTX2
BSECT3BDEFGHI.BSect3E.BSECT3F.ERR1_PRNINTX2

Description: Out of Range Check

Inherited Universe:

Universe: (PRNINTX2 lt 75 or gt 2500) AND
PRNINTX2 <> DK and PRNINTX2 <> RF and PRNINTX2 <> 0

Universe Description:

Text: * THE VALUE ENTERED IS UNUSUALLY HIGH OR LOW

PLEASE VERIFY AND IF CORRECT, ENTER ITEM LEVEL NOTE

Check Instructions: IF suppressed then set PRNI_TX2 = A1

Type: Soft

Skip Instructions: Suppress: Goto PAYMTX3

All others, go back to PRNINTX2

CK_PRINTX2

Check

BSECT3BDEFGHI.BSect3E.BSECT3F.CK_PRINTX2

Description: Prinicipal interest gt total payment.

\

Inherited Universe:

Universe: (PRINTX2 gt PAYMTX2) AND PRINTX2 <> DK and PRINTX2 <> RF
AND PAYMTX2 <> DK and PAYMTX2 <> RF

Universe Description:

Text: ♦ [Principal interest cannot exceed total payment.](#)

Check Instructions:

Type: Hard

Skip Instructions: Go back to PRINTX2

Field

PAYMTX3

BSECT3BDEFGHI.BSect3E.BSECT3F.PAYMTX3

Description: Last Month Payment

Form Pane Label: Last Month Payment

SAS Name: PAYMTX3

Tag Name: PAYMTX3

Inherited Universe:

Universe: (FIXEDRTE = 2, DK or RF) AND (PAYMTX2 = 0-99999999, DK or RF)

Universe Description:

Question Text: How much was ^YR_YRCUS payment on this ^MORTGAGE_LUMPSUM in ^LAST_MONTH?

Fills: YR_YRCUS

Instructions: IF NUMHOUSE = 1 then fill "your"
ELSE fill "your household's"

Fills: MORTGAGE_LUMPSUM

Instructions: IF 8500.LOANTYPE = 1 or LOANTYPE = 1 then fill "mortgage"
ELSE fill "lump sum home equity loan"

Fills: LAST_MONTH

Instructions: LAST_MONTH = last month before the interview.

Calculated by taking the INTPER from record type 10 to come up with the base month to start from.

Type: Integer

Length: 9

Min: 0

Max: 99999999

- Don't Know
- Refuse
- Empty

- On Input
- On Output

Array:

Special Instructions: Display a \$ and comma in the entry field.

Skip Instructions: 0,DK,RF: Goto S3FG_END

1-99999999: IF entry lt 125 or gt 2700 then goto ERR1_PAYMTX3
ELSEIF any codes 3-6 selected in PAYINCL
then goto PRNINTX3
ELSE goto S3FG_END

Instrument SAS Name: PAYMTX3

Destination Data Set: EOPF

Check

ERR1_PAYMTX3

BSECT3BDEFGHI.BSect3E.BSECT3F.ERR1_PAYMTX3

Description: Out of Range Check

Inherited Universe:

Universe: (PAYMTX3 lt 125 or gt 2700) AND
PAYMTX3 <> DK and PAYMTX3 <> RF and PAYMTX3 <> 0

Universe Description:

Text: * THE VALUE ENTERED IS UNUSUALLY HIGH OR LOW

PLEASE VERIFY AND IF CORRECT, ENTER ITEM LEVEL NOTE

Check Instructions: If suppressed then set PAYMTX3_ = A1

Type: Soft

Skip Instructions: Suppress: If any codes 3-6 selected in PAYINCL then
goto PRNINTX3
else goto S3FG_END

All others, go back to PAYMTX3

PRNINTX3

Field

BSECT3BDEFGHI.BSect3E.BSECT3F.PRNINTX3

Description: Last Month Prin/Int Amount

Form Pane Label: Last Month Prin/Int Amt

SAS Name: PRNINTX3

Tag Name: PRNINTX3

Inherited Universe:

Universe: (FIXEDRTE = 2, DK or RF) AND (PAYMTX3 = 1-99999999) AND (any codes 3-6 selected in PAYINCL)

Universe Description:

Question Text: How much of that amount is for ^Prinint_fill?

Fills: Prinint_fill

Instructions: If code 1 and NOT code 2 selected in PYRINIJ, fill "principal"
If code 2 and NOT code 1 selected in PYRINIJ, fill "interest"
ELSE fill "principal and interest"

Type: Integer

Length: 9

Min: 0

Max: 99999999

Don't Know
 Refuse
 Empty

On Input
 On Output

Array:

Special Instructions: Display a \$ and comma in the entry field.

Skip Instructions: 0-99999999: IF PRNINTX3 gt PAYMTX3 then goto CK_PRNINTX3
ELSEIF PRNINTX3 lt 75 or gt 2500 then
goto ERR1_PRNINTX3
ELSE goto S3FG_END

DK,RF: Goto S3FG_END

Instrument SAS Name: PRNINTX3

Destination Data Set: EOPF

CK_PRNINTX3

Check

BSECT3BDEFGHI.BSect3E.BSECT3F.CK_PRNINTX3

Description: Principal and interest gt total payment

Inherited Universe:

Universe: (PRNINTX3 gt PAYMTX3) AND PRNINTX3 <> DK and PRNINTX3 <> RF
AND PAYMTX3 <> DK and PAYMTX3 <> RF

Universe Description:

Text: * [Principal and interest cannot exceed total payment](#)

Check Instructions:

Type: Hard

Skip Instructions: Go back to PRNINTX3

Check

ERR1_PRNINTX3
BSECT3BDEFGHI.BSect3E.BSECT3F.ERR1_PRNINTX3

Description: Out of Range Check

Inherited Universe:

Universe: (PRNINTX3 lt 75 or gt 2500) AND PRNINTX3 <> DK and
PRNINTX3 <> RF

Universe Description:

Text: * THE VALUE ENTERED IS UNUSUALLY HIGH OR LOW

PLEASE VERIFY AND IF CORRECT, ENTER ITEM LEVEL NOTE

Check Instructions: IF suppressed then set PRNI_TX3 = A1

Type: Soft

Skip Instructions: Suppress: Goto S3FG_END

All others, go back to PRNINTX3

S3FG_END

Field

BSECT3BDEFGHI.BSect3E.BSECT3F.S3FG_END

Description: End of Section 3F

Form Pane Label:

SAS Name:

Tag Name:

Inherited Universe:

Universe: (PRININTX = 0-99999999, DK or RF) OR
((MRTPMTX = 1-99999999, DK or RF) and (3-6 not selected in PAYINCL)) OR
((PAYMTX3 = 0-99999999, DK or RF) and (codes 3-6 not selected in PAYINCL)) OR
(PRNINTX3 = 0-99999999, DK or RF) OR
(no more loans)

Universe Description:

Question Text:

Type: Classification

Length: 0

- Don't Know
- Refuse
- Empty

- On Input
- On Output

Store Instructions: If OPF_STAT = 0 then set OPF_STAT = 1
If OPF_ORIG = 0 then set OPF_ORIG = 1

Array:

Skip Instructions: Goto ORGMRTX for the next new loan with LOANTYPE = 1 or 2

IF no more new loans with LOANTYPE 1 or 2 AND NUMLCHEL (from 3E) gt 0 then
goto Section 3H

ELSE goto Section 3I

Field

NEWLOAN

BSECT3BDEFGHI.BSect3E.BSECT3F.NEWLOAN

Description: New loan (=1)

Form Pane Label:

SAS Name:

Tag Name:

Inherited Universe:

Universe:

Universe Description:

Question Text:

Type: String

Length: 1

- Don't Know
- Refuse
- Empty

- On Input
- On Output

Array:

Special Instructions: Valid Values: 1 = New loan
blank = Not a new loan

Instrument SAS Name: NEWLOAN

PROPLNST

Field

BSECT3BDEFGHI.BSect3E.BSECT3F.PROPLNST

Description: Still have (= 1) or Paid off (= 2)

Form Pane Label:

SAS Name:

Tag Name:

Inherited Universe:

Universe:

Universe Description:

Question Text:

Type: String

Length: 1

- Don't Know
- Refuse
- Empty

- On Input
- On Output

Array:

Special Instructions: Valid Values: 1 = Still have
2 = Paid off

Field

LOANTYPE
BSECT3BDEFGHI.BSect3E.BSECT3F.LOANTYPE

Description: Type of loan

Form Pane Label:

SAS Name: LOANTYPE

Tag Name:

Inherited Universe:

Universe:

Universe Description:

Question Text:

Type: String

Length: 1

- Don't Know
- Refuse
- Empty

- On Input
- On Output

Array:

Special Instructions: Valid Values: 1 = Mortgage
2 = Lump sum home equity loan
3 = Line of credit home equity loan

Instrument SAS Name: LOANTYPE

Destination Data Set: EOPF

PAYPRINI

Field

BSECT3BDEFGHI.BSect3E.BSECT3F.PAYPRINI

Description: Principal

Form Pane Label:

SAS Name: PAYPRINI

Tag Name:

Inherited Universe:

Universe:

Universe Description:

Question Text:

Type: String

Length: 1

Don't Know

Refuse

Empty

On Input

On Output

Array:

Special Instructions: NOTE: See PAYINCL for how to set this field

Valid Values: 1 = Principal

8 = Refused

9 = Don't know

Instrument SAS Name: PAYPRINI

Destination Data Set: EOPF

Field

PAYPROTX
BSECT3BDEFGHI.BSect3E.BSECT3F.PAYPROTX

Description: Property taxes

Form Pane Label:

SAS Name: PAYPROTX

Tag Name:

Inherited Universe:

Universe:

Universe Description:

Question Text:

Type: String

Length: 1

Don't Know

Refuse

Empty

On Input

On Output

Array:

Special Instructions: NOTE: See PAYINCL for how to set this field

Valid Values: 3 = Property Tax

8 = Refused

9 = Don't know

Instrument SAS Name: PAYPROTX

Destination Data Set: EOPF

PAYPROIN

Field

BSECT3BDEFGHI.BSect3E.BSECT3F.PAYPROIN

Description: Property insurance

Form Pane Label:

SAS Name: PAYPROIN

Tag Name:

Inherited Universe:

Universe:

Universe Description:

Question Text:

Type: String

Length: 1

Don't Know

Refuse

Empty

On Input

On Output

Array:

Special Instructions: NOTE: See PAYINCL for how to set this field

Valid Values: 4 = Property Insurance

8 = Refused

9 = Don't know

Instrument SAS Name: PAYPROIN

Destination Data Set: EOPF

Field

PAYMORIN
BSECT3BDEFGHI.BSect3E.BSECT3F.PAYMORIN

Description: Mortgage guarantee insurance

Form Pane Label:

SAS Name: PAYMORIN

Tag Name:

Inherited Universe:

Universe:

Universe Description:

Question Text:

Type: String

Length: 1

Don't Know

Refuse

Empty

On Input

On Output

Array:

Special Instructions: NOTE: See PAYINCL for how to set this field

Valid Values: 5 = Mortgage guarantee insurance

8 = Refused

9 = Don't know

Instrument SAS Name: PAYMORIN

Destination Data Set: EOPF

PAYOTHER

Field

BSECT3BDEFGHI.BSect3E.BSECT3F.PAYOTHER

Description: Any other payments

Form Pane Label:

SAS Name: PAYOTHER

Tag Name:

Inherited Universe:

Universe:

Universe Description:

Question Text:

Type: String

Length: 1

Don't Know

Refuse

Empty

On Input

On Output

Array:

Special Instructions: NOTE: See PAYINCL for how to set this field

Valid Values: 6 = Any other payments

8 = Refused

9 = Don't know

Instrument SAS Name: PAYOTHER

Destination Data Set: EOPF

Field

PAYINT
BSECT3BDEFGHI.BSect3E.BSECT3F.PAYINT

Description: Interest

Form Pane Label:

SAS Name: PAYINT

Tag Name:

Inherited Universe:

Universe:

Universe Description:

Question Text:

Type: String

Length: 1

Don't Know

Refuse

Empty

On Input

On Output

Array:

Special Instructions: NOTE: See PAYINCL for how to set this field

Valid Values: 2 = Interest

8 = Refused

9 = Don't know

Instrument SAS Name: PAYINT

Destination Data Set: EOPF

PROP_NOF

Field

BSECT3BDEFGHI.BSect3E.BSECT3F.PROP_NOF

Description: Property number from 3B

Form Pane Label:

SAS Name: PROP_NOF

Tag Name:

Inherited Universe:

Universe:

Universe Description:

Question Text:

Type: String

Length: 2

- Don't Know
- Refuse
- Empty

- On Input
- On Output

Array:

Special Instructions: NOTE: See ORG_INTR for how to set this field

Valid Values: 1-99

Instrument SAS Name: PROP_NOF

Destination Data Set: EOPF

Field

OWNYF

BSECT3BDEFGHI.BSect3E.BSECT3F.OWNYF

Description: Property code from 3B

Form Pane Label:

SAS Name: OWNYF

Tag Name:

Inherited Universe:

Universe:

Universe Description:

Question Text:

Type: String

Length: 3

- Don't Know
- Refuse
- Empty

- On Input
- On Output

Array:

Special Instructions: NOTE: See ORG_INTR for how to set this field

Valid Values: 100, 200, 300, 400

Instrument SAS Name: OWNYF

Destination Data Set: EOPF

LOAN_NOF

Field

BSECT3BDEFGHI.BSect3E.BSECT3F.LOAN_NOF

Description: Loan number from 3B

Form Pane Label:

SAS Name: LOAN_NOF

Tag Name:

Inherited Universe:

Universe:

Universe Description:

Question Text:

Type: String

Length: 3

- Don't Know
- Refuse
- Empty

- On Input
- On Output

Array:

Special Instructions: NOTE: See ORG_INTR for how to set this field

Valid Values: 1-299

Instrument SAS Name: LOAN_NOF

Destination Data Set: EOPF

Field

ORGMRTX_
BSECT3BDEFGHI.BSect3E.BSECT3F.ORGMRTX_

Description: Range edit flag for ORGMRTX

Form Pane Label:

SAS Name: ORGMRTX_

Tag Name:

Inherited Universe:

Universe:

Universe Description:

Question Text:

Type: String

Length: 2

Don't Know

Refuse

Empty

On Input

On Output

Array:

Special Instructions: NOTE: See ERR1_ORGMRTX for how to set this field

Valid Values: A1 = Range edit failed
(ERR1 check was suppressed)

Blank = Range edit passed

Instrument SAS Name: ORGMRTX_

Destination Data Set: EOPF

PAYMTX1_
BSECT3BDEFGHI.BSect3E.BSECT3F.PAYMTX1_

Field

Description: Range edit for PAYMTX1

Form Pane Label:

SAS Name: PAYMTX1_

Tag Name:

Inherited Universe:

Universe:

Universe Description:

Question Text:

Type: String

Length: 2

- Don't Know
- Refuse
- Empty

- On Input
- On Output

Array:

Special Instructions: NOTE: See ERR1_PAYMTX1 for how to set this field

Valid Values: A1 = Range edit failed
(ERR1 check was suppressed)

Blank = Range edit passed

Instrument SAS Name: PAYMTX1_

Destination Data Set: EOPF

Field

PAYMTX2_
BSECT3BDEFGHI.BSect3E.BSECT3F.PAYMTX2_

Description: Range edit for PAYMTX2

Form Pane Label:

SAS Name: PAYMTX2_

Tag Name:

Inherited Universe:

Universe:

Universe Description:

Question Text:

Type: String

Length: 2

- Don't Know
- Refuse
- Empty

- On Input
- On Output

Array:

Special Instructions: NOTE: See ERR1_PAYMTX2 for how to set this field

Valid Values: A1 = Range edit failed
(ERR1 check was suppressed)

Blank = Range edit passed

Instrument SAS Name: PAYMTX2_

Destination Data Set: EOPF

PAYMTX3_
BSECT3BDEFGHI.BSect3E.BSECT3F.PAYMTX3_

Field

Description: Range edit for PAYMTX3

Form Pane Label:

SAS Name: PAYMTX3_

Tag Name:

Inherited Universe:

Universe:

Universe Description:

Question Text:

Type: String

Length: 2

- Don't Know
- Refuse
- Empty

- On Input
- On Output

Array:

Special Instructions: NOTE: See ERR1_PAYMTX3 for how to set this field

Valid Values: A1 = Range edit failed
(ERR1 check was suppressed)

Blank = Range edit passed

Instrument SAS Name: PAYMTX3_

Destination Data Set: EOPF

Field

PRNI_TX1
BSECT3BDEFGHI.BSect3E.BSECT3F.PRNI_TX1

Description: Range edit for PRNINTX1

Form Pane Label:

SAS Name: PRNI_TX1

Tag Name:

Inherited Universe:

Universe:

Universe Description:

Question Text:

Type: String

Length: 2

- Don't Know
- Refuse
- Empty

- On Input
- On Output

Array:

Special Instructions: NOTE: See ERR1_PRNINTX1 for how to set this field

Valid Values: A1 = Range edit failed
(ERR1 check was suppressed)

Blank = Range edit passed

Instrument SAS Name: PRNI_TX1

Destination Data Set: EOPF

PRNI_TX2

Field

BSECT3BDEFGHI.BSect3E.BSECT3F.PRNI_TX2

Description: Range edit for PRNINTX2

Form Pane Label:

SAS Name: PRNI_TX2

Tag Name:

Inherited Universe:

Universe:

Universe Description:

Question Text:

Type: String

Length: 2

- Don't Know
- Refuse
- Empty

- On Input
- On Output

Array:

Special Instructions: NOTE: See ERR1_PRNINTX2 for how to set this field

Valid Values: A1 = Range edit failed
(ERR1 check was suppressed)

Blank = Range edit passed

Instrument SAS Name: PRNI_TX2

Destination Data Set: EOPF

Field

PRNI_TX3
BSECT3BDEFGHI.BSect3E.BSECT3F.PRNI_TX3

Description: Range edit for PRNINTX3

Form Pane Label:

SAS Name: PRNI_TX3

Tag Name:

Inherited Universe:

Universe:

Universe Description:

Question Text:

Type: String

Length: 2

- Don't Know
- Refuse
- Empty

- On Input
- On Output

Array:

Special Instructions: NOTE: See ERR1_PRNINTX3 for how to set this field

Valid Values: A1 = Range edit failed
(ERR1 check was suppressed)

Blank = Range edit passed

Instrument SAS Name: PRNI_TX3

Destination Data Set: EOPF

M RTPMTX_
BSECT3BDEFGHI.BSect3E.BSECT3F.M RTPMTX_

Field

Description: Range edit flag for M RTPMTX

Form Pane Label:

SAS Name: M RTPMTX_

Tag Name:

Inherited Universe:

Universe:

Universe Description:

Question Text:

Type: String

Length: 2

- Don't Know
- Refuse
- Empty

- On Input
- On Output

Array:

Special Instructions: NOTE: See ERR1_M RTPMTX for how to set this field

Valid Values: A1 = Range edit failed
(ERR1 check was suppressed)

Blank = Range edit passed

Instrument SAS Name: M RTPMTX_

Destination Data Set: EOPF

Field

PRIN_NTX
BSECT3BDEFGHI.BSect3E.BSECT3F.PRIN_NTX

Description: Range edit flag for PRININTX

Form Pane Label:

SAS Name: PRIN_NTX

Tag Name:

Inherited Universe:

Universe:

Universe Description:

Question Text:

Type: String

Length: 2

- Don't Know
- Refuse
- Empty

- On Input
- On Output

Array:

Special Instructions: NOTE: See ERR1_PRININTX for how to set this field

Valid Values: A1 = Range edit failed
(ERR1 check was suppressed)

Blank = Range edit passed

Instrument SAS Name: PRIN_NTX

Destination Data Set: EOPF

MORT_ERM

Field

BSECT3BDEFGHI.BSect3E.BSECT3F.MORT_ERM

Description: Range edit flag for MORTTERM

Form Pane Label:

SAS Name: MORT_ERM

Tag Name:

Inherited Universe:

Universe:

Universe Description:

Question Text:

Type: String

Length: 2

- Don't Know
- Refuse
- Empty

- On Input
- On Output

Array:

Special Instructions: NOTE: See ERR1_MORTTERM for how to set this field

Valid Values: A1 = Range edit failed
(ERR1 check was suppressed)

Blank = Range edit passed

Instrument SAS Name: MORT_ERM

Destination Data Set: EOPF

Field

NEWMRRT_
BSECT3BDEFGHI.BSect3E.BSECT3F.NEWMRRT_

Description: Range edit flag for NEWMRRT

Form Pane Label:

SAS Name: NEWMRRT_

Tag Name:

Inherited Universe:

Universe:

Universe Description:

Question Text:

Type: String

Length: 2

- Don't Know
- Refuse
- Empty

- On Input
- On Output

Array:

Special Instructions: NOTE: See ERR1_NEWMRRT for how to set this field

Valid Values: A1 = Range edit failed
(ERR1 check was suppressed)

Blank = Range edit passed

Instrument SAS Name: NEWMRRT_

Destination Data Set: EOPF

VAR RTE

Field

BSECT3BDEFGHI.BSect3E.BSECT3F.VAR RTE

Description: Variable rate

Form Pane Label:

SAS Name: VAR RTE

Tag Name:

Inherited Universe:

Universe:

Universe Description:

Question Text:

Type: String

Length: 1

- Don't Know
- Refuse
- Empty

- On Input
- On Output

Array:

Special Instructions: NOTE: See PAYTYPE for how to set this field

Valid Values: 1 = Variable Rate

8 = Refused

9 = Don't know

Instrument SAS Name: VAR RTE

Destination Data Set: EOPF

Field

INTONLY
BSECT3BDEFGHI.BSect3E.BSECT3F.INTONLY

Description: Interest only

Form Pane Label:

SAS Name: INTONLY

Tag Name:

Inherited Universe:

Universe:

Universe Description:

Question Text:

Type: String

Length: 1

- Don't Know
- Refuse
- Empty

- On Input
- On Output

Array:

Special Instructions: NOTE: See PAYTYPE for how to set this field

Valid Values: 2 = Interest Only

8 = Refused

9 = Don't know

Instrument SAS Name: INTONLY

Destination Data Set: EOPF

OTHRTE

Field

BSECT3BDEFGHI.BSect3E.BSECT3F.OTHRTE

Description: Other loan rate

Form Pane Label:

SAS Name: OTHRTE

Tag Name:

Inherited Universe:

Universe:

Universe Description:

Question Text:

Type: String

Length: 1

Don't Know

Refuse

Empty

On Input

On Output

Array:

Special Instructions: NOTE: See PAYTYPE for how to set this field

Valid Values: 3 = other loan Rate

8 = Refused

9 = Don't know

Instrument SAS Name: OTHRTE

Destination Data Set: EOPF

Field

ORG_DEL
BSECT3BDEFGHI.BSect3E.BSECT3F.ORG_DEL

Description: Deleted Loan Flag

Form Pane Label:

SAS Name:

Tag Name:

Inherited Universe:

Universe:

Universe Description:

Question Text:

Type: String

Length: 3

- Don't Know
- Refuse
- Empty

- On Input
- On Output

Array:

Special Instructions: NOTE: See ORG_INT for how to set this field

Valid Values: blank, 888

Instrument SAS Name: ORG_DEL

Destination Data Set: EOPF

OPF_SEQ

Field

BSECT3BDEFGHI.BSect3E.BSECT3F.OPF_SEQ

Description: Sequential line number of loans within a property**Form Pane Label:****SAS Name:****Tag Name:****Inherited Universe:****Universe:****Universe Description:****Question Text:****Type:** Integer**Length:** 2**Min:** 1**Max:** 99

- Don't Know
- Refuse
- Empty

- On Input
- On Output

Array: **Special Instructions:** NOTE: Sequential Line number of loans within a property

EX: property 1 has 2 mortgages, property 2 has 1

3F Record 1 - OPF_SEQ = 1

Record 2 - OPF_SEQ = 2

Record 3 - OPF_SEQ = 1

Used by the instrument in order to store the input data to the correct property (Set in processing - capi in)

Instrument SAS Name: OPF_SEQ**Destination Data Set:** EOPF

Field

OPF_STAT
BSECT3BDEFGHI.BSect3E.BSECT3F.OPF_STAT

Description: Record status

Form Pane Label:

SAS Name: REC_STAT

Tag Name:

Inherited Universe:

Universe:

Universe Description:

Question Text:

Type: String

Length: 1

- Don't Know
- Refuse
- Empty

- On Input
- On Output

Array:

Special Instructions: NOTE: See S3FG_END for how to set this field

Valid Values: 1 = Active Record
3 = Inactive Record [set in processing]

Instrument SAS Name: OPF_STAT

Destination Data Set: EOPF

OPF_ORIG

Field

BSECT3BDEFGHI.BSect3E.BSECT3F.OPF_ORIG

Description: Record origin

Form Pane Label:

SAS Name: REC_ORIG

Tag Name:

Inherited Universe:

Universe:

Universe Description:

Question Text:

Type: String

Length: 1

Don't Know

Refuse

Empty

On Input

On Output

Array:

Special Instructions: NOTE: See S3FG_END for how to set this field

Valid Values: 1 = Data collected in current month

4 = Inventory data, no updates

5 = Inventory data, updates

Instrument SAS Name: OPF_ORIG

Destination Data Set: EOPF

Block

BROWSECT3H
BSECT3BDEFGHI.BSect3E.BROWSECT3H

Description: Home Equity Line of Credit

Tab Name:

Fly Over Name:

Universe Type: If

Inherited Universe:

Universe: (OWNSTAT = 1 or 2) AND (OWNYB <> 600)

Universe Description: This section is asked for all first interviews AND
(Interviews 2-5 for returning CU's when new properties are found in Section 3A1
(OWNSTAT = 1 or 2))

Array:

Block Instructions: 1. Max # of Grid Lines: 6

2. Section Label: Section 3, Part H - Home
Equity Line of Credit

3. Pre-fill AuxPropDesc with the property description (PROPDESC)

AuxPropDesc

Field

BSECT3BDEFGHI.BSect3E.BROWSECT3H.AuxPropDesc

Description: Property Description

Form Pane Label: Property Description

SAS Name:

Tag Name:

Inherited Universe:

Universe:

Universe Description:

Question Text: ** SHOW ONLY **

Type: String

Length: 52

- Don't Know
- Refuse
- Empty

- On Input
- On Output

Array:

Special Instructions: Pre-fill with PROPDESC from section 3A1

Instrument SAS Name: AuxPropDesc

Field

PAIDLOAN

BSECT3BDEFGHI.BSect3E.BROWSECT3H.PAIDLOAN

Description: Payments on home equity loans

Form Pane Label: Home Equity Payments

SAS Name: PAIDLOAN

Tag Name: PAIDLOAN

Inherited Universe:

Universe: (OWNSTAT = 1-3) AND (NEWLOAN = 1) AND (LOANTYPE = 3)

Universe Description:

Question Text: ^D_PAIDLOAN

Since the first of ^REF_MONTH, ^have_has2 ^YOU_YRCU
made any payments for ^YR_YRCUS ^loan_1st_2nd_3rd_etc?

Fills: D_PAIDLOAN

Instructions: The first time at PAIDLOAN fill, "I'd like to ask some questions about
^YR_YRCUS home equity ^line_s of credit."
ELSE do not fill anything

Fills: YR_YRCUS

Instructions: IF NUMHOUSE = 1 then fill "your"
ELSE fill "your household's"

Fills: line_s

Instructions: IF NEWNumLCHEL = 1 then fill "line"
ELSE fill "lines"

Fills: REF_MONTH

Instructions: Set REF_MONTH = 3 months before the interview.
Calculated by taking the INTPER from record type 10 to come up with the base
month to start from.

Fills: have_has2

Instructions: IF NUMHOUSE = 1 then fill "have"
ELSE fill "has"

Fills: YOU_YRCU

Instructions: IF NUMHOUSE = 1 then fill "you"
ELSE fill "your household"

Fills: YR_YRCUS

Instructions: IF NUMHOUSE = 1 then fill "your"
ELSE fill "your household's"

Fills: loan_1st_2nd_3rd_etc

Instructions: IF NUMLCHEL = 1 fill, "loan"
ELSE fill "1st loan", "2nd loan", "3rd loan", etc. as appropriate

Type: Enumerated

Length: 3

Answer List: TYesNoDelete

Value:	Mnemonic:	Description:
1	Yes	Yes
2	No	No
888	Delete	Delete this loan

- Don't Know
- Refuse
- Empty

- On Input
- On Output

Array:

- Special Instructions:**
- Copy the property number (PROP_NOB from 3B) to PROP_NOH, Property code (OWNYB from 3B) to OWNYH and the loan number (LOANUM from 3B) to LOAN_NOH.
 - If 888, grey the loan.

Skip Instructions: 1: Goto PDAMTX1

2,DK,RF: Goto TOTOWED

888: Goto next loan

Instrument SAS Name: PAIDLOAN

Destination Data Set: EOPH

Field

PDAMTX1

BSECT3BDEFGHI.BSect3E.BROWSECT3H.PDAMTX1

Description: Total amount paid in ref month

Form Pane Label: \$ ref month

SAS Name: PDAMTX1

Tag Name: PDAMTX1

Inherited Universe:

Universe: PAIDLOAN = 1

Universe Description:

Question Text: What was the total amount paid in ^REF_MONTH?

Fills: REF_MONTH

Instructions: Set REF_MONTH = 3 months before the interview.

Calculated by taking the INTPER from record type 10 to come up with the base month to start from.

Type: Integer

Length: 9

Min: 0

Max: 99999999

Don't Know

Refuse

Empty

On Input

On Output

Array:

Special Instructions: Display a \$ and comma in the entry field.

Skip Instructions: 1-99999999: IF (OWNYB = 100 and PDAMTX1 lt 15 or gt 6000)
OR (OWNYB = 200-400 and PDAMTX1 lt 35 or
gt 35000) then goto ERR1_PDAMTX1
ELSE goto PDAMTX2

0,DK,RF: Goto PDAMTX2

Instrument SAS Name: PDAMTX1

Destination Data Set: EOPH

Check

ERR1_PDAMTX1

BSECT3BDEFGHI.BSect3E.BROWSECT3H.ERR1_PDAMTX1

Description: Out of Range Check

Inherited Universe:

Universe: [(OWNYB = 100 and PDAMTX1 lt 15 or gt 6000) OR
(OWNYB = 200-400 and PDAMTX1 lt 35 or gt 35000)]
AND PDAMTX1 <> 0 and PDAMTX1 <> DK and PDAMTX1 <> RF

Universe Description:

Text: ♦ THE VALUE ENTERED IS UNUSUALLY HIGH OR LOW

PLEASE VERIFY AND IF CORRECT, ENTER ITEM LEVEL NOTE

Check Instructions: IF suppressed then set PDAMTX1_ = A1

Type: Soft

Skip Instructions: Suppress: Goto PDAMTX2

All others, go back to PDAMTX1

PDAMTX2

Field

BSECT3BDEFGHI.BSect3E.BROWSECT3H.PDAMTX2

Description: Total amount paid in second month of ref period

Form Pane Label: \$ month 2

SAS Name: PDAMTX2

Tag Name: PDAMTX2

Inherited Universe:

Universe: PDAMTX1 = 0-99999999, DK or RF

Universe Description:

Question Text: What was the total amount paid in ^TWO_MONTH?

Fills: TWO_MONTH

Instructions: TWO_MONTH = month 2 months before the interview.

Calculated by taking the INTPER from record type 10 to come up with the base month to start from.

Type: Integer

Length: 9

Min: 0

Max: 99999999

- Don't Know
- Refuse
- Empty

- On Input
- On Output

Array:

Special Instructions: Display a \$ and comma in the entry field.

Skip Instructions: 1-99999999: IF (OWNYB = 100 and PDAMTX2 lt 15 or gt 6000)
OR (OWNYB = 200-400 and PDAMTX2 lt 35 or
gt 35000) then goto ERR1_PDAMTX2
ELSE goto PDAMTX3

0,DK,RF: Goto PDAMTX3

Instrument SAS Name: PDAMTX2

Destination Data Set: EOPH

ERR1_PDAMTX2

Check

BSECT3BDEFGHI.BSect3E.BROWSECT3H.ERR1_PDAMTX2

Description: Out of Range Check

Inherited Universe:

Universe: [(OWNYB = 100 and PDAMTX2 lt 15 or gt 6000) OR
(OWNYB = 200-400 and PDAMTX2 lt 35 or gt 35000)] AND PDAMTX2 <> 0 and
PDAMTX2 <> DK and PDAMTX2 <> RF

Universe Description:

Text: • THE VALUE ENTERED IS UNUSUALLY HIGH OR LOW

PLEASE VERIFY AND IF CORRECT, ENTER ITEM LEVEL NOTE

Check Instructions: IF suppressed then set PDAMTX2_ = A1

Type: Soft

Skip Instructions: Suppress: Goto PDAMTX3

All others, go back to PDAMTX2

Field

PDAMTX3

BSECT3BDEFGHI.BSect3E.BROWSECT3H.PDAMTX3

Description: Total amount paid in the "last month" of ref period

Form Pane Label: \$ last month

SAS Name: PDAMTX3

Tag Name: PDAMTX3

Inherited Universe:

Universe: PDAMTX2 = 0-99999999, DK or RF

Universe Description:

Question Text: What was the total amount paid in ^LAST_MONTH?

Fills: LAST_MONTH

Instructions: LAST_MONTH = last month before the interview.

Calculated by taking the INTPER from record type 10 to come up with the base month to start from.

Type: Integer

Length: 9

Min: 0

Max: 99999999

- Don't Know
- Refuse
- Empty

- On Input
- On Output

Array:

Special Instructions: Display a \$ and comma in the entry field.

Skip Instructions: 1-99999999: IF (OWNYB = 100 and entry lt 15 or gt 6000)
OR (OWNYB = 200-400 and entry lt 15 or
gt 6000) then goto ERR1_PDAMTX3
ELSE goto TOTOWED

0: IF PDAMTX1 = 0 and PDAMTX2 = 0 then goto CK_PDAMTX3

ELSE goto TOTOWED

DK,RF: Goto TOTOWED

Instrument SAS Name: PDAMTX3

Destination Data Set: EOPH

Check

ERR1_PDAMTX3

BSECT3BDEFGHI.BSect3E.BROWSECT3H.ERR1_PDAMTX3

Description: Out of Range Check

Inherited Universe:

Universe: [(OWNYB = 100 and PDAMTX3 lt 15 or gt 6000) OR
(OWNYB = 200-400 and PDAMTX3 lt 35 or gt 35000)]
AND PDAMTX3 <> 0 and PDAMTX3 <> DK and PDAMTX3 <> RF

Universe Description:

Text: ♦ THE VALUE ENTERED IS UNUSUALLY HIGH OR LOW

PLEASE VERIFY AND IF CORRECT, ENTER ITEM LEVEL NOTE

Check Instructions: IF suppressed then set PDAMTX3_ = A1

Type: Soft

Skip Instructions: Suppress: Goto TOTOWED

All others, go back to PDAMTX3

CK_PDAMTX3

Check

BSECT3BDEFGHI.BSect3E.BROWSECT3H.CK_PDAMTX3

Description: \$0 entered for all expenses after answering "yes" to PAIDLOAN

Inherited Universe:

Universe: PDAMTX1 = 0 and PDAMTX2 = 0 and PDAMTX3 = 0

Universe Description: PDAMTX1-3 = 0

Text: * \$0 WAS ENTERED FOR PAYMENT AFTER ANSWERING "YES" TO SCREENER

PLEASE VERIFY

Check Instructions:

Type: Hard

Skip Instructions: Go back to PAIDLOAN

Field

TOTOWED

BSECT3BDEFGHI.BSect3E.BROWSECT3H.TOTOWED

Description: Total amount owed on home equity loan

Form Pane Label: Amount Owed

SAS Name: TOTOWED

Tag Name: TOTOWED

Inherited Universe:

Universe: (PDAMTX3 = 0-99999999, DK or RF) OR (PAIDLOAN = 2, DK or RF)

Universe Description:

Question Text: ^TOTOWED_FILL

Fills: TOTOWED_FILL

Instructions: IF PAIDLOAN = 2, DK, RF, fill "How much was owed at the end of ^LAST_MONTH?"

ELSEIF PDAMTX3 ne 0 or (PDAMTX3 = DK or RF), fill "How much was owed at the end of ^TWO_MONTH before the payment made in ^LAST_MONTH?"

ELSEIF PDAMTX2 ne 0 or (PDAMTX2 = DK or RF), fill "How much was owed at the end of ^REF_MONTH before the payment made in ^TWO_MONTH?"

ELSEIF PDAMTX1 ne 0 or (PDAMTX1 = DK or RF), fill, "How much was owed at the end of ^PRE_REF_MONTH before the payment made in ^REF_MONTH?"

Fills: LAST_MONTH

Instructions: LAST_MONTH = last month before the interview.

Calculated by taking the INTPER from record type 10 to come up with the base month to start from.

Fills: TWO_MONTH

Instructions: TWO_MONTH = month 2 months before the interview.

Calculated by taking the INTPER from record type 10 to come up with the base month to start from.

Fills: REF_MONTH

Instructions: Set REF_MONTH = 3 months before the interview.

Calculated by taking the INTPER from record type 10 to come up with the base month to start from.

Fills: PRE_REF_MONTH

Instructions: Fill REF_MONTH - 1
(the month prior to the reference month)

Type: Integer
Length: 9

Min: 0
Max: 99999999

Don't Know
 Refuse
 Empty

On Input
 On Output

Array:

Special Instructions: Display a \$ and comma in the entry field.

Skip Instructions: 0-99999999: IF (OWNYH = 100 and entry lt 165 or gt 104400)
OR (OWNYH = 200-400 and entry lt 2000 or
gt 100000) AND (entry ne 0)then
goto ERR1_TOTOWED
IF (entry lt PDAMTX3 AND (PDAMTX3 ne DK and
ne RF)) then goto CK_TOTOWED
ELSE goto S3H_END

DK,RF: Goto S3H_END

Instrument SAS Name: TOTOWED

Destination Data Set: EOPH

Check

ERR1_TOTOWED
BSECT3BDEFGHI.BSect3E.BROWSECT3H.ERR1_TOTOWED

Description: Out of Range Check

Inherited Universe:

Universe: [(OWNYH = 100 and TOTOWED lt 165 or gt 104400) OR
(OWNYH = 200-400 and TOTOWED lt 2000 or gt 100000)] AND
TOTOWED <> 0 and TOTOWED <> DK and TOTOWED <> RF

Universe Description:

Text: ♦ THE VALUE ENTERED IS UNUSUALLY HIGH OR LOW

PLEASE VERIFY AND IF CORRECT, ENTER ITEM LEVEL NOTE

Check Instructions: IF suppressed then set TOTOWED_ = A1

Type: Soft

Skip Instructions: Suppress: Goto S3H_END

All others, go back to TOTOWED

CK_TOTOWED

Check

BSECT3BDEFGHI.BSect3E.BROWSECT3H.CK_TOTOWED

Description: Payment is larger than balance of loan.

Inherited Universe:

Universe: (TOTOWED It PDAMTX3) AND PDAMTX3 <> DK and PDAMTX3 <> RF AND
TOTOWED <> DK and TOTOWED <> RF

Universe Description: Payment is larger than balance of loan.

Text: * [Payment is larger than balance of loan.](#)

[Please Verify.](#)

Check Instructions:

Type: Soft

Skip Instructions: Suppress: Goto S3H_END

All others, go back to TOTOWED

Field

S3H_END
BSECT3BDEFGHI.BSect3E.BROWSECT3H.S3H_END

Description: End of Section 3H

Form Pane Label:

SAS Name:

Tag Name:

Inherited Universe:

Universe: (PAIDLOAN = 2, DK or RF) OR (TOTOWED = 1-99999999, DK or RF)

Universe Description:

Question Text:

Type: Classification

Length: 0

Don't Know

Refuse

Empty

On Input

On Output

Store Instructions: IF OPH_STAT = EMPTY then set OPH_STAT = 1

IF OPH_ORIG = EMPTY then set OPH_ORIG = 1

Array:

Special Instructions: NOTE: Repeat section 3H with next line of credit home equity loan on this property. When no more loans, continue with section 3I with this property.

Skip Instructions: Goto PAIDLOAN for next new loan with LOANTYPE = 3 for this property.

If no more new loans with LOANTYPE = 3 then exit block and goto Section 3I

PROP_NOH

Field

BSECT3BDEFGHI.BSect3E.BROWSECT3H.PROP_NOH

Description: Property number from section 3B

Form Pane Label:

SAS Name: PROP_NOH

Tag Name:

Inherited Universe:

Universe:

Universe Description:

Question Text:

Type: String

Length: 2

- Don't Know
- Refuse
- Empty

- On Input
- On Output

Array:

Special Instructions: NOTE: See PAIDLOAN for how to set this field

Valid Values: 1-30

Instrument SAS Name: PROP_NOH

Destination Data Set: EOPH

Field

OWNYH

BSECT3BDEFGHI.BSect3E.BROWSECT3H.OWNYH

Description: Property code from section 3B

Form Pane Label:

SAS Name: OWNYH

Tag Name:

Inherited Universe:

Universe:

Universe Description:

Question Text:

Type: String

Length: 3

- Don't Know
- Refuse
- Empty

- On Input
- On Output

Array:

Special Instructions: NOTE: See PAIDLOAN for how to set this field

Valid Values: 100, 200, 300, 400

Instrument SAS Name: OWNYH

Destination Data Set: EOPH

LOAN_NOH

Field

BSECT3BDEFGHI.BSect3E.BROWSECT3H.LOAN_NOH

Description: Loan number from 3E

Form Pane Label:

SAS Name: LOAN_NOH

Tag Name:

Inherited Universe:

Universe:

Universe Description:

Question Text:

Type: String

Length: 3

- Don't Know
- Refuse
- Empty

- On Input
- On Output

Array:

Special Instructions: NOTE: See PAIDLOAN for how to set this field

Valid Values: 301-399

Instrument SAS Name: LOAN_NOH

Destination Data Set: EOPH

Field

PDAMTX1_
BSECT3BDEFGHI.BSect3E.BROWSECT3H.PDAMTX1_

Description: Range edit flag for PDAMTX1

Form Pane Label:

SAS Name: PDAMTX1_

Tag Name:

Inherited Universe:

Universe:

Universe Description:

Question Text:

Type: String

Length: 2

- Don't Know
- Refuse
- Empty

- On Input
- On Output

Array:

Special Instructions: NOTE: See ERR1_PDAMTX1 for how to set this field

Valid Values: A1 = Range edit failed
(ERR1 check was suppressed)

Blank = Range edit passed

Instrument SAS Name: PDAMTX1_

Destination Data Set: EOPH

PDAMTX2_

Field

BSECT3BDEFGHI.BSect3E.BROWSECT3H.PDAMTX2_

Description: Range edit flag for PDAMTX2**Form Pane Label:****SAS Name:** PDAMTX2_**Tag Name:****Inherited Universe:****Universe:****Universe Description:****Question Text:****Type:** String**Length:** 2

- Don't Know
- Refuse
- Empty

- On Input
- On Output

Array: **Special Instructions:** NOTE: See ERR1_PDAMTX2 for how to set this fieldValid Values: A1 = Range edit failed
(ERR1 check was suppressed)

Blank = Range edit passed

Instrument SAS Name: PDAMTX2_**Destination Data Set:** EOPH

Field

PDAMTX3_

BSECT3BDEFGHI.BSect3E.BROWSECT3H.PDAMTX3_

Description: Range edit flag for PDAMTX2

Form Pane Label:

SAS Name: PDAMTX3_

Tag Name:

Inherited Universe:

Universe:

Universe Description:

Question Text:

Type: String

Length: 2

- Don't Know
- Refuse
- Empty

- On Input
- On Output

Array:

Special Instructions: NOTE: See ERR1_PDAMTX3 for how to set this field

Valid Values: A1 = Range edit failed
(ERR1 check was suppressed)

Blank = Range edit passed

Instrument SAS Name: PDAMTX3_

Destination Data Set: EOPH

TOTOWED_

Field

BSECT3BDEFGHI.BSect3E.BROWSECT3H.TOTOWED_

Description: Range edit flag for TOTOWED**Form Pane Label:****SAS Name:** TOTOWED_**Tag Name:****Inherited Universe:****Universe:****Universe Description:****Question Text:****Type:** String**Length:** 2

- Don't Know
- Refuse
- Empty

- On Input
- On Output

Array: **Special Instructions:** NOTE: See ERR1_TOTOWED for how to set this field

Valid Values: A1 = Range edit failed
(ERR1 check was suppressed)

Blank = Range edit passed

Instrument SAS Name: TOTOWED_**Destination Data Set:** EOPH

Field

OPH_SEQ
BSECT3BDEFGHI.BSect3E.BROWSECT3H.OPH_SEQ

Description: Sequential line number of loans within a property

Form Pane Label:

SAS Name:

Tag Name:

Inherited Universe:

Universe:

Universe Description:

Question Text:

Type: Integer

Length: 2

Min: 1

Max: 99

- Don't Know
- Refuse
- Empty

- On Input
- On Output

Array:

Special Instructions: NOTE: Sequential Line number of loans within a property

EX: property 1 has 2 mortgages, property 2 has 1

3H Record 1 - OPH_SEQ = 1

Record 2 - OPH_SEQ = 2

Record 3 - OPH_SEQ = 1

Used by the instrument in order to store the input data to the correct property (Set in processing - capi in)

Instrument SAS Name: OPH_SEQ

Destination Data Set: EOPH

OPH_STAT

Field

BSECT3BDEFGHI.BSect3E.BROWSECT3H.OPH_STAT

Description: Record status

Form Pane Label:

SAS Name: REC_STAT

Tag Name:

Inherited Universe:

Universe:

Universe Description:

Question Text:

Type: String

Length: 1

- Don't Know
- Refuse
- Empty

- On Input
- On Output

Array:

Special Instructions: NOTE: See S3H_END for how to set this field

Valid Values: 1 = Active Record
3 = Inactive Record

Instrument SAS Name: OPH_STAT

Destination Data Set: EOPH

Field

OPH_ORIG

BSECT3BDEFGHI.BSect3E.BROWSECT3H.OPH_ORIG

Description: Record origin

Form Pane Label:

SAS Name: REC_ORIG

Tag Name:

Inherited Universe:

Universe:

Universe Description:

Question Text:

Type: String

Length: 1

Don't Know

Refuse

Empty

On Input

On Output

Array:

Special Instructions: NOTE: See S3H_END for how to set this field

Valid Values: 1 = Data collected in current month

4 = Inventory data - no updates

5 = Inventory data - updates

Instrument SAS Name: OPH_ORIG

Destination Data Set: EOPH

BSect3I

Block

BSECT3BDEFGHI.BSect3I

Description: Ownership Costs

Tab Name:

Fly Over Name:

Universe Type: If

Inherited Universe:

Universe: (INTNMBR = 1-4) AND (OWNSTAT = 1-4)

Universe Description:

Array:

Block Instructions: 1. Section Label: Section 3, Part I - Ownership Costs

NOTE: If OWNYB = 600, go to VAC_RNTQ

If there are active loans on this property, goto
MORTSPEC

Else if there are no active loans AND PROPTYPE (from
3B or 8500) = 1 then goto PAYCONDO

Else if there are no active loans AND PROPTYPE (from
3B or 8500) = 2 then goto COOPPRG3

Else if there are no active loans AND PROPTYPE (from
3B or 8500) = 3 AND (TIMESHAR (from 3B or 8500) =
1) then goto PAYHOASS

Else if there are no active loans AND PROPTYPE (from
3B or 8500) = 3 AND OWNYB = 400 then goto PAYHOASS

Else goto GRNDRENT

Field

MORTSPEC
BSECT3BDEFGHI.BSect3I.MORTSPEC

Description: Paid more than required on loan

Form Pane Label: Paid more on loan

SAS Name: MORTSPEC

Tag Name: MORTSPEC

Inherited Universe:

Universe: (OWNSTAT = 1-4) AND (OWNYB <> 600)
[(NUMMORT1 > 0 or NUMMORT2 > 0 or NUMMORT3 > 0) or
(HEQUITY = 1 or HELTYPE = 1) or (there are active loans
of LOANTYPE = 1 or 2 on this property)]

Universe Description:

Question Text: Now I'm going to ask about other ownership costs
for your ^PROPDESC.

Since the first of ^REF_MONTH not including this month, have ^YOU_ANYMEM
paid more than the amount required on any mortgage or
lump sum home equity loan for this property?

Fills: PROPDESC

Instructions: Fill PROPDESC from section 3B

Fills: REF_MONTH

Instructions: Set REF_MONTH = 3 months before the interview.

Calculated by taking the INTPER from record type 10 to come up with the base
month to start from.

Fills: YOU_ANYMEM

Instructions: IF NUMHOUSE = 1 then fill "you"

ELSE fill "you or any members of your household"

Type: Enumerated

Length: 1

Answer List: TYesNo

Value:	Mnemonic:	Description:
--------	-----------	--------------

1	Yes	Yes
2	No	No

- Don't Know
- Refuse
- Empty

- On Input
- On Output

Array:

Special Instructions: Copy the property number (PROP_NOB from 3B) to PROP_NOI.
Copy the property code (OWNYB from 3B) to OWNYI.

Skip Instructions: 1: Goto SPECIALX

2,DK,RF: If PROPTYPE (from 3B or 8500) = 1 then goto PAYCONDO
Elseif PROPTYPE (from 3B or 8500) = 2 then
goto COOPPRG3
Elseif PROPTYPE (from 3B or 8500) = 3 AND
(TIMESHAR (from 3B or 8500) = 1) then
goto PAYHOASS
Elseif PROPTYPE (from 3B or 8500) = 3 AND OWNYB =
400 then goto PAYHOASS
Else goto GRNDRENT

Instrument SAS Name: MORTSPEC

Destination Data Set: EOPI

Field

SPECIALX
BSECT3BDEFGHI.BSect3I.SPECIALX

Description: Total extra amount paid on mortgage

Form Pane Label: Amount paid extra

SAS Name: SPECIALX

Tag Name: SPECIALX

Inherited Universe:

Universe: MORTSPEC = 1

Universe Description:

Question Text: Since the first of ^REF_MONTH not including this month -

How much EXTRA did ^YOU_YRCU pay?

Fills: REF_MONTH

Instructions: Set REF_MONTH = 3 months before the interview.

Calculated by taking the INTPER from record type 10 to come up with the base month to start from.

Fills: YOU_YRCU

Instructions: IF NUMHOUSE = 1 then fill "you"
ELSE fill "your household"

Type: Integer

Length: 9

Min: 1

Max: 99999999

- Don't Know
- Refuse
- Empty

- On Input
- On Output

Array:

Special Instructions: Display a \$ and comma in the entry field.

Skip Instructions: 1-99999999: IF It 8 or gt 14000 then goto ERR1_SPECIALX

```
ELSEIF PROPTYPE (from 3B or 8500) = 1 then  
  goto PAYCONDO  
ELSEIF PROPTYPE (from 3B or 8500) = 2 then  
  goto COOPPRG3  
ELSEIF PROPTYPE (from 3B or 8500) = 3 AND  
  (TIMESHAR (from 3B or 8500) = 1) then  
  goto PAYHOASS  
ELSEIF PROPTYPE (from 3B or 8500) = 3 AND  
  OWNYB = 400 then goto PAYHOASS  
ELSE goto GRNDRENT
```

```
DK,RF: IF PROPTYPE (from 3B or 8500) = 1 then goto PAYCONDO  
ELSEIF PROPTYPE (from 3B or 8500) = 2 then  
  goto COOPPRG3  
ELSEIF PROPTYPE (from 3B or 8500) = 3 AND  
  (TIMESHAR (from 3B or 8500) = 1) then  
  goto PAYHOASS  
ELSEIF PROPTYPE (from 3B or 8500) = 3 AND  
  OWNYB = 400 then goto PAYHOASS  
ELSE goto GRNDRENT
```

Instrument SAS Name: SPECIALX

Destination Data Set: EOPI

Check

ERR1_SPECIALX
BSECT3BDEFGHI.BSect3I.ERR1_SPECIALX

Description: Out of Range Check

Inherited Universe:

Universe: SPECIALX lt 8 or gt 14000 AND SPECIALX <> DK and
SPECIALX <> RF

Universe Description: Amount paid extra is less than 8 dollars or greater than 14,000 dollars

Text: * THE VALUE ENTERED IS UNUSUALLY HIGH OR LOW

PLEASE VERIFY AND IF CORRECT, ENTER ITEM LEVEL NOTE

Check Instructions: IF Suppressed then set SPEC_ALX = A1

Type: Soft

Skip Instructions: Suppress: IF PROPTYPE (from 3B or 8500) = 1 then
goto PAYCONDO
ELSEIF PROPTYPE (from 3B or 8500) = 2 then
goto COOPPRG3
ELSEIF PROPTYPE (from 3B or 8500) = 3 AND
(TIMESHAR (from 3B or 8500) = 1) then
goto PAYHOASS
ELSEIF PROPTYPE (from 3B or 8500) = 3 AND
OWNYB = 400 then goto PAYHOASS
ELSE goto GRNDRENT

All others, go back to SPECIALX

GRNDRENT

Field

BSECT3BDEFGHI.BSect3I.GRNDRENT

Description: Ground or land rent payments

Form Pane Label: Ground/Land Rent

SAS Name: GRNDRENT

Tag Name: GRNDRENT

Inherited Universe:

Universe: PROPTYPE (from 3B or 8500) = 3 AND
(TIMESHAR (from 3B or 8500) = 2, DK, RF or EMPTY) AND
(OWNYB = 100, 200 or 300)

Universe Description:

Question Text: ^OWNCOSTS

Since the first of ^REF_MONTH not including this month, ^have_has2
^YOU_YRCU made any
payments for ground or land rent for ^PROPDESC?

Fills: OWNCOSTS

Instructions: IF GRNDRENT is the first variable in 3I then fill
"Now I'm going to ask about ownership costs for your ^PROPDESC"

Fills: PROPDESC

Instructions: Fill PROPDESC from section 3B

Fills: REF_MONTH

Instructions: Set REF_MONTH = 3 months before the interview.
Calculated by taking the INTPER from record type 10 to come up with the base
month to start from.

Fills: have_has2

Instructions: IF NUMHOUSE = 1 then fill "have"
ELSE fill "has"

Fills: YOU_YRCU

Instructions: IF NUMHOUSE = 1 then fill "you"
ELSE fill "your household"

Fills: PROPDESC

Instructions: Fill PROPDESC from section 3B

Type: Enumerated
Length: 1

Answer List: TYesNo

Value:	Mnemonic:	Description:
1	Yes	Yes
2	No	No

- Don't Know
- Refuse
- Empty

- On Input
- On Output

Array:

Special Instructions: Copy the property number (PROP_NOB from 3B) to PROP_NOI.
Copy the property code (OWNYB from 3B) to OWNYI.

Skip Instructions: 1: Goto GRNDRNTX

2,DK,RF: Goto PAYHOASS

Instrument SAS Name: GRNDRENT

Destination Data Set: EOPI

GRNDRNTX

Field

BSECT3BDEFGHI.BSect3I.GRNDRNTX

Description: Amount paid on land or grant

Form Pane Label: \$ Ground/Land Rent

SAS Name: GRNDRNTX

Tag Name: GRNDRNTX

Inherited Universe:

Universe: GRNDRENT = 1

Universe Description:

Question Text: Since the first of ^REF_MONTH not including this month -

What was the total amount paid?

Fills: REF_MONTH

Instructions: Set REF_MONTH = 3 months before the interview.

Calculated by taking the INTPER from record type 10 to come up with the base month to start from.

Type: Integer

Length: 9

Min: 1

Max: 99999999

Don't Know

Refuse

Empty

On Input

On Output

Array:

Special Instructions: Display a \$ and comma in the entry field.

Skip Instructions: 1-99999999: IF GRNDRNTX lt 45 or gt 2465 then
goto ERR1_GRNDRNTX
ELSE goto PAYHOASS

DK,RF: Goto PAYHOASS

Instrument SAS Name: GRNDRNTX

Destination Data Set: EOPI

ERR1_GRNDRNTX
BSECT3BDEFGHI.BSect3I.ERR1_GRNDRNTX

Check

Description: Out of Range Check

Inherited Universe:

Universe: (GRNDRNTX lt 45 or gt 2465) AND GRNDRNTX <> DK and
GRNDRNTX <> RF

Universe Description: Amount paid on ground/land rent is less than 45 dollars or greater than 2,465 dollars

Text: * THE VALUE ENTERED IS UNUSUALLY HIGH OR LOW

PLEASE VERIFY AND IF CORRECT, ENTER ITEM LEVEL NOTE

Check Instructions: IF Suppressed then set GRND_NTX = A1

Type: Soft

Skip Instructions: Suppress: Goto PAYHOASS

All others, go back to GRNDRNTX

Field

PAYHOASS
BSECT3BDEFGHI.BSect3I.PAYHOASS

Description: Homeowners Association Payments

Form Pane Label: Homeowners Association

SAS Name: PAYHOASS

Tag Name: PAYHOASS

Inherited Universe:

Universe: PROPTYPE (from 3B or 8500) = 3

Universe Description:

Question Text: ^DoDoes_C ^YOU_YRCU make regular payments to a homeowner's association?

Fills: DoDoes_C

Instructions: IF NUMHOUSE = 1 then fill "Do"
ELSE fill "Does"

Fills: YOU_YRCU

Instructions: IF NUMHOUSE = 1 then fill "you"
ELSE fill "your household"

Type: Enumerated

Length: 1

Answer List: TYesNo

Value:	Mnemonic:	Description:
1	Yes	Yes
2	No	No

- Don't Know
- Refuse
- Empty

- On Input
- On Output

Array:

Skip Instructions: 1: Goto HORCORG

2,DK,RF: Goto SPCLPAY2

Instrument SAS Name: PAYHOASS

Destination Data Set: EOPI

Field

PAYCONDO
BSECT3BDEFGHI.BSect3I.PAYCONDO

Description: Required condo fees

Form Pane Label: Condominium Fees

SAS Name: PAYCONDO

Tag Name: PAYCONDO

Inherited Universe:

Universe: PROPTYPE (from 3B or 8500) = 1

Universe Description:

Question Text: ^Arels_C ^YOU_YRCU required to make regular payments
of condominium fees for general maintenance or management services?

Fills: Arels_C

Instructions: IF RESPLINE = MEMBNO then fill "Are"
ELSE fill "Is"

Fills: YOU_YRCU

Instructions: IF NUMHOUSE = 1 then fill "you"
ELSE fill "your household"

Type: Enumerated

Length: 1

Answer List: TYesNo

Value:	Mnemonic:	Description:
1	Yes	Yes
2	No	No

- Don't Know
- Refuse
- Empty

- On Input
- On Output

Array:

Skip Instructions: 1: Goto HORCORG

2,DK,RF: Goto SPCLPAY2

Instrument SAS Name: PAYCONDO

Destination Data Set: EOPI

Field

COOPRG3
BSECT3BDEFGHI.BSect3I.COOPRG3

Description: Payments to cooperative

Form Pane Label: Items Paid to COOP

SAS Name:

Tag Name: COOPRG3

Inherited Universe:

Universe: PROPTYPE (from 3B or 8500) = 2

Universe Description:

Help Screen: H1_SPCLPAY

Question Text:  10 ? [F1]

Now I'd like to ask you about payments ^YOU_YRCU ^make_makes directly to the cooperative for ^YR_YRCUS share of its costs.
Since the first of ^REF_MONTH not including this month, have ^YOU_ANYMEM made any payments for any of the following things -

- [Read each item on the list](#)
- [Enter all that apply, separate with commas](#)
- [Enter 12 for no payments made](#)

Fills: YOU_YRCU

Instructions: IF NUMHOUSE = 1 then fill "you"
ELSE fill "your household"

Fills: make_makes

Instructions: IF one person CU fill, "make"
ELSE fill "makes"

Fills: YR_YRCUS

Instructions: IF NUMHOUSE = 1 then fill "your"
ELSE fill "your household's"

Fills: REF_MONTH

Instructions: Set REF_MONTH = 3 months before the interview.
Calculated by taking the INTPER from record type 10 to come up with the base month to start from.

Fills: YOU_ANYMEM

**Instructions: IF NUMHOUSE = 1 then fill "you"
ELSE fill "you or any members of your household"**

Type: Set
Max Number of Values: 13
Length: 2

Answer List: TCOOP

Value:	Mnemonic:	Description:
1	Repay	Repayment of loans owed by cooperative
2	Taxes	Property taxes
3	Insurance	Property Insurance
4	Management	Management
5	Repairs	Repairs or maintenance, including lawn care or snow removal
6	Improvements	Improvements
7	Recreational	Recreational including swimming, golf or tennis facilities
8	Security	Security including guards or alarm systems
9	Utilities	Utilities such as gas, electricity, water, heat
10	Trash	Trash collection
11	Other	Other
12	Nopayments	No payments made
77	Dknow	Don't know

- Don't Know
- Refuse
- Empty

- On Input
- On Output

Store Instructions: If 1 selected, store 1 in COOPRG01
If 2 selected, store 2 in COOPRG02
If 3 selected, store 3 in COOPRG03
If 4 selected, store 4 in COOPRG04
If 5 selected, store 5 in COOPRG05
If 6 selected, store 6 in COOPRG06
If 7 selected, store 7 in COOPRG07
If 8 selected, store 8 in COOPRG08
If 9 selected, store 9 in COOPRG09
If 10 selected, store 10 in COOPRG10
If 11 selected, store 11 in COOPRG11
If 12 selected, store 12 in COOPRG12
If 77 entered and NO OTHER answer list options 1-12 selected,
store 99 in COOPRG01-COOPRG12

If 77 entered and OTHER answer list options 1-12 selected, do not store 99 in COOPRG01-COOPRG12 and only store the answer list options in the appropriate fields (as designated above)
If RF entered, store 98 in COOPRG01-COOPRG12

Array:

Skip Instructions: 12,RF: Goto SPCLPAY1

1-11,77: IF 11 selected then goto CORGOTH
ELSE goto MGOTHPPD

Instrument SAS Name: COOPRG3

Destination Data Set: EOPI

CORGOTH

Field

BSECT3BDEFGHI.BSect3I.CORGOTH

Description: Other specify for coop fees

Form Pane Label: Specify

SAS Name: CORGOTH

Tag Name: CORGOTH

Inherited Universe:

Universe: COOPRG3 = 11

Universe Description:

Question Text: * Specify:

Type: String

Length: 30

- Don't Know
- Refuse
- Empty

- On Input
- On Output

Array:

Skip Instructions: Goto MGOTHPPD

Instrument SAS Name: CORGOTH

Destination Data Set: EOPI

Field

HORCORG
BSECT3BDEFGHI.BSect3I.HORCORG

Description: Items paid to HOA

Form Pane Label: Items Paid to HOA

SAS Name:

Tag Name: HORCORG

Inherited Universe:

Universe: PAYHOASS = 1 OR PAYCONDO = 1

Universe Description:

Help Screen: H2_SPCLPAY

Question Text:  11 ? [F1]

Which of the following services and privileges were included in those payments?

- ◆ [Read each item on the list.](#)
[Enter all that apply---separate with commas.](#)

Type: Set

Max Number of Values: 12

Length: 2

Answer List: THOCO

Value:	Mnemonic:	Description:
1	Management	Management
2	Repairs	Repairs or maintenance, including lawn care or snow removal
3	Improvements	Improvements
4	Utilities	Utilities such as gas, electricity, water, heat
5	Parking	Parking
6	Recreational	Recreational including swimming, golf, or tennis facilities
7	Security	Security including guards or alarm systems
8	Maid	Maid Services
9	Medical	Medical Services
10	Trash	Trash collection
11	Other	Other
77	DKnow	Don't Know

- Don't Know
- Refuse
- Empty

- On Input
- On Output

Store Instructions: If 1 selected, store 21 in HOCORG21
If 2 selected, store 22 in HOCORG22
If 3 selected, store 23 in HOCORG23
If 4 selected, store 24 in HOCORG24
If 5 selected, store 25 in HOCORG25
If 6 selected, store 26 in HOCORG26
If 7 selected, store 27 in HOCORG27
If 8 selected, store 28 in HOCORG28
If 9 selected, store 29 in HOCORG29
If 10 selected, store 30 in HOCORG30
If 11 selected, store 31 in HOCORG31
If 77 entered and NO OTHER answer list options 1-11 selected,
store 99 in HOCORG21-HOCORG31
If 77 entered and OTHER answer list options 1-11 selected,
do not store 99 in HOCORG21-HOCORG31 and
only store the answer list options in the appropriate
fields (as designated above)
If RF entered, store 98 in HOCORG21-HOCORG31

Array:

Special Instructions: Answer list options 1-11 should be in bold black

Skip Instructions: 1-11,77: IF 11 selected then goto HORGOTH
ELSEIF there is at least one loan of LOANTYPE =
1 on this property then goto MGOTHER
ELSE goto MGOTHPD
RF: Goto SPCLPAY2

Instrument SAS Name: HORCORG

Destination Data Set: EOPI

Field

HORGOTH
BSECT3BDEFGHI.BSect3I.HORGOTH

Description: Other specify for condo fees

Form Pane Label: Specify

SAS Name: HORGOTH

Tag Name: HORGOTH

Inherited Universe:

Universe: HORCORG = 11

Universe Description:

Question Text: * Specify:

Type: String

Length: 30

- Don't Know
- Refuse
- Empty

- On Input
- On Output

Array:

Skip Instructions: IF at least one loan of LOANTYPE = 1 for this property then
goto MGOTHER

ELSE goto MGOTHTPPD

Instrument SAS Name: HORGOTH

Destination Data Set: EOPI

MGOTHER

Field

BSECT3BDEFGHI.BSect3I.MGOTHER

Description: Any regular management service payments

Form Pane Label: Regular HOA Payment

SAS Name: MGOTHER

Tag Name: MGOTHER

Inherited Universe:

Universe: ((HORCOR = 1-11 or 77) AND (There is at least 1 loan of
LOANTYPE = 1 for this property))

Universe Description:

Question Text: Since the first of ^REF_MONTH not including this month, have you made ANY regular payments for these services?

Fills: REF_MONTH

Instructions: Set REF_MONTH = 3 months before the interview.

Calculated by taking the INTPER from record type 10 to come up with the base month to start from.

Type: Enumerated

Length: 1

Answer List: TYesNo

Value:	Mnemonic:	Description:
1	Yes	Yes
2	No	No

Don't Know
 Refuse
 Empty

On Input
 On Output

Array:

Skip Instructions: 1,DK,RF: Goto MGOTHPPD

2: IF PROPTYPE (from 3B or 8500) = 2 then goto SPCLPAY1
ELSE goto SPCLPAY2

Instrument SAS Name: MGOTHER

Destination Data Set: EOPI

MGOTHPPD

Field

BSECT3BDEFGHI.BSect3I.MGOTHPPD

Description: Time Period

Form Pane Label: Time Period

SAS Name: MGOTHPPD

Tag Name: MGOTHPPD

Inherited Universe:

Universe: (MGOTHER = 1, DK or RF) OR (COOPRG3 = 1-11, 77) OR
 ((HORCORG = 1-11, or 77) and (there is NO loan with LOANTYPE = 1 for this
 property))

Universe Description:

Question Text: How often ^DoDoes ^YOU_YRCU currently pay for these services?

Fills: YOU_YRCU

Instructions: IF NUMHOUSE = 1 then fill "you"
 ELSE fill "your household"

Fills: DoDoes

Instructions: IF NUMHOUSE = 1 then fill "do"
 ELSE fill "does"

Type: Enumerated

Length: 1

Answer List: TMgothppd

Value:	Mnemonic:	Description:
1	Month	Once a month
2	E2Months	Every 2 months
3	Quarterly	Quarterly (every 3 months)
4	E4Months	Every 4 months
5	TwiceYear	Twice a year (every 6 months)
6	Year	Once a year
7	Other	Other

- Don't Know
- Refuse

Empty

On Input

On Output

Array:

Skip Instructions: 1-6: Goto MGOTHPYX

7,DK,RF: Goto MGOTHERX

Instrument SAS Name: MGOTHPPD

Destination Data Set: EOPI

MGOTHPYX

Field

BSECT3BDEFGHI.BSect3I.MGOTHPYX

Description: How much currently paid for services

Form Pane Label: Payment Amount

SAS Name: MGOTHPYX

Tag Name: MGOTHPYX

Inherited Universe:

Universe: MGOTHPPD = 1-6

Universe Description:

Question Text: What is the amount currently paid ^Mgothppd_Fill?

Fills: Mgothppd_Fill

Instructions: IF MGOTHPPD = 1 then fill "once a month"

ELSEIF MGOTHPPD = 2 then fill "every two months"

ELSEIF MGOTHPPD = 3 then fill "every three months"

ELSEIF MGOTHPPD = 4 then fill "every four months"

ELSEIF MGOTHPPD = 5 then fill "every six months"

ELSEIF MGOTHPPD = 6 then fill "once a year"

Type: Integer

Length: 9

Min: 0

Max: 99999999

Don't Know

Refuse

Empty

On Input

On Output

Array:

Special Instructions: Display a \$ and comma in the entry field.

Skip Instructions: IF (MGOTHPPD=1 and MGOTHPYX = 1-5 or gt 870) or
(MGOTHPPD=2 and MGOTHPYX = 1-5 or gt 1740) or
(MGOTHPPD=3 and MGOTHPYX = lt 10 or gt 2610) or
(MGOTHPPD=4 and MGOTHPYX = lt 10 or gt 3480) or

(MGOTHPPD=5 and MGOTHPYX = lt 10 or gt 5220) or
(MGOTHPPD=6 and MGOTHPYX = lt 10 or gt 10,440) then goto
ERR1_MGOTHPYX

ELSE IF PROPTYPE (from 3B or 8500) = 2 then goto SPCLPAY1

ELSE goto SPCLPAY2

Instrument SAS Name: MGOTHPYX

Destination Data Set: EOPI

ERR1_MGOTHPYX
BSECT3BDEFGHI.BSect3I.ERR1_MGOTHPYX

Check

Description: Out of Range Check

Inherited Universe:

Universe: [(MGOTHPPD=1 and MGOTHPYX = 1-5 or gt 870) or
(MGOTHPPD=2 and MGOTHPYX = 1-5 or gt 1740) or
(MGOTHPPD=3 and MGOTHPYX = lt 10 or gt 2610) or
(MGOTHPPD=4 and MGOTHPYX = lt 10 or gt 3480) or
(MGOTHPPD=5 and MGOTHPYX = lt 10 or gt 5220) or
(MGOTHPPD=6 and MGOTHPYX = lt 10 or gt 10,440)]
AND MGOTHPYX <> DK and MGOTHPYX <> RF

Universe Description:

Text: ♦ THE VALUE ENTERED IS UNUSUALLY HIGH OR LOW

PLEASE VERIFY AND IF CORRECT, ENTER ITEM LEVEL NOTE

Check Instructions: IF Suppressed then set MGOT_PYX = A1

Type: Soft

Skip Instructions: Suppress: IF PROPTYPE (from 3B or 8500) = 2 then
goto SPCLPAY1
ELSE goto SPCLPAY2

All others, go back to MGOTHPYX

Field

MGOTHERX
BSECT3BDEFGHI.BSect3I.MGOTHERX

Description: Payment for Services

Form Pane Label: \$ Paid for Services

SAS Name: MGOTHERX

Tag Name: MGOTHERX

Inherited Universe:

Universe: MGOTHPPD = 7, DK or RF

Universe Description:

Question Text: Since the first of ^REF_MONTH not including this month, how much ^have_has2 ^YOU_YRCU paid for these services?

Fills: have_has2

Instructions: IF NUMHOUSE = 1 then fill "have"
ELSE fill "has"

Fills: REF_MONTH

Instructions: Set REF_MONTH = 3 months before the interview.
Calculated by taking the INTPER from record type 10 to come up with the base month to start from.

Fills: YOU_YRCU

Instructions: IF NUMHOUSE = 1 then fill "you"
ELSE fill "your household"

Type: Integer

Length: 9

Min: 0

Max: 99999999

Don't Know
 Refuse
 Empty

On Input
 On Output

Store Instructions: If entry = 0, 10-2610, DK or RF then set MGOT_ERX = EMPTY

Array:

Special Instructions: Display a \$ and comma in the entry field.

Skip Instructions: 1-99999999: IF MGOTHERX = 1-9 or gt 2610 then goto
ERR1_MGOTHERX
ELSEIF PROPTYPE (from 3B or 8500) = 2 then
goto SPCLPAY1
ELSE goto SPCLPAY2

0,DK,RF: IF PROPTYPE (from 3B or 8500) = 2 then
goto SPCLPAY1
ELSE goto SPCLPAY2

Instrument SAS Name: MGOTHERX

Destination Data Set: EOPI

Check

ERR1_MGOTHERX
BSECT3BDEFGHI.BSect3I.ERR1_MGOTHERX

Description: Out of Range Check

Inherited Universe:

Universe: (MGOTHERX lt 10 or gt 2610) AND
MGOTHERX <> DK and MGOTHERX <> RF and MGOTHERX <> 0

Universe Description: Entry in MGOTHERX = 1-9 or 2611-99999999

Text: * THE VALUE ENTERED IS UNUSUALLY HIGH OR LOW

PLEASE VERIFY AND IF CORRECT, ENTER ITEM LEVEL NOTE

Check Instructions: IF Suppressed then set MGOT_ERX = A1

Type: Soft

Skip Instructions: Suppress: IF PROPTYPE (from 3B or 8500) = 2 then
goto SPCLPAY1
ELSE goto SPCLPAY2

All others, go back to MGOTHERX

SPCLPAY1

Field

BSECT3BDEFGHI.BSect3I.SPCLPAY1

Description: Management special service payments

Form Pane Label: COOP Management Service Payments

SAS Name: SPCLPAY1

Tag Name: SPCLPAY1

Inherited Universe:

Universe: PROPTYPE (from 3B or 8500) = 2

Universe Description:

Help Screen: H1_SPCLPAY

Question Text: 10 ? [F1]

^HaveHas_C ^YOU_YRCU made any SPECIAL payments to a management service?

Fills: HaveHas_C

Instructions: IF NUMHOUSE = 1 fill then fill "Have",
ELSE fill "Has"

Fills: YOU_YRCU

Instructions: IF NUMHOUSE = 1 then fill "you"
ELSE fill "your household"

Type: Enumerated

Length: 1

Answer List: TYesNo

Value:	Mnemonic:	Description:
1	Yes	Yes
2	No	No

- Don't Know
- Refuse
- Empty

On Input

On Output

Store Instructions: Store SPCLPAY1 in SPCLPAY

Array:

Skip Instructions: 1: Goto COOPSP3

2,DK,RF: Goto ASSESSMT

Instrument SAS Name: SPCLPAY1

Destination Data Set: EOPI

SPCLPAY2

Field

BSECT3BDEFGHI.BSect3I.SPCLPAY2

Description: Management special service payments

Form Pane Label: Special HOA Payment

SAS Name: SPCLPAY2

Tag Name: SPCLPAY2

Inherited Universe:

Universe: PROPTYPE (from 3B or 8500) = 1 or 3

Universe Description:

Help Screen: H2_SPCLPAY

Question Text:  11 ? [F1]

^HaveHas_C ^YOU_YRCU made any SPECIAL payments to a management service?

Fills: YOU_YRCU

Instructions: IF NUMHOUSE = 1 then fill "you"
ELSE fill "your household"

Fills: HaveHas_C

Instructions: IF NUMHOUSE = 1 fill then fill "Have",
ELSE fill "Has"

Type: Enumerated

Length: 1

Answer List: TYesNo

Value:	Mnemonic:	Description:
1	Yes	Yes
2	No	No

- Don't Know
- Refuse
- Empty

- On Input
- On Output

Store Instructions: Store SPCLPAY2 in SPCLPAY

Array:

Skip Instructions: 1: Goto HOCOSP3

2,DK,RF: Goto ASSESSMT

Instrument SAS Name: SPCLPAY2

Destination Data Set: EOPI

COOPSP3

Field

BSECT3BDEFGHI.BSect3I.COOPSP3

Description: COOP services provided

Form Pane Label: Coop Services Provided

SAS Name:

Tag Name: COOPSP3

Inherited Universe:

Universe: SPCLPAY1 = 1 AND PROPTYPE (from 3B or 8500) = 2

Universe Description:

Help Screen: H1_SPCLPAY

Question Text:  10 ? [F1]

Since the first of ^REF_MONTH not including this month, what services were provided?

[◆ Enter all that apply, separate with commas](#)

Fills: REF_MONTH

Instructions: Set REF_MONTH = 3 months before the interview.

Calculated by taking the INTPER from record type 10 to come up with the base month to start from.

Type: Set

Max Number of Values: 12

Length: 2

Answer List: TCOOPSP3

Value:	Mnemonic:	Description:
1	Repay	Repayment of loans owed by the cooperative
2	Taxes	Property taxes
3	Insurance	Property insurance
4	Management	Management
5	Repairs	Repairs or maintenance, including lawn care or snow removal
6	Improvements	Improvements
7	Recreation	Recreational including swimming, golf, or tennis facilities
8	Security	Security including guards or alarm systems

9	Utilities	Utilities such as gas, electricity, water, heat
10	Trash	Trash collection
11	Other	Other
77	DKnow	Don't Know

- Don't Know
- Refuse
- Empty

- On Input
- On Output

Store Instructions: If 1 selected, store 1 in COOPSP01
If 2 selected, store 2 in COOPSP02
If 3 selected, store 3 in COOPSP03
If 4 selected, store 4 in COOPSP04
If 5 selected, store 5 in COOPSP05
If 6 selected, store 6 in COOPSP06
If 7 selected, store 7 in COOPSP07
If 8 selected, store 8 in COOPSP08
If 9 selected, store 9 in COOPSP09
If 10 selected, store 10 in COOPSP10
If 11 selected, store 11 in COOPSP11
If 77 entered and NO OTHER answer list options 1-11 selected,
store 99 in COOPSP01-COOPSP11
If 77 entered and OTHER answer list options 1-11 selected,
do not store 99 in COOPSP01-COOPSP11 and
only store the answer list options in the appropriate
fields (as designated above)
If RF entered, store 98 in COOPSP01-COOPSP11

Array:

Skip Instructions: IF 11 is selected then goto COSPOTH

ELSE goto SPECLX

Instrument SAS Name: COOPSP3

Destination Data Set: EOPI

COSPOTH

Field

BSECT3BDEFGHI.BSect3I.COSPOTH

Description: Other specify for coop services

Form Pane Label: Specify Coop Serv

SAS Name: COSPOTH

Tag Name: COSPOTH

Inherited Universe:

Universe: COOPSP3 = 11

Universe Description:

Question Text: * Specify:

Type: String

Length: 30

- Don't Know
- Refuse
- Empty

- On Input
- On Output

Array:

Skip Instructions: Goto SPECLX

Instrument SAS Name: COSPOTH

Destination Data Set: EOPI

Field

HOCOSP3
BSECT3BDEFGHI.BSect3I.HOCOSP3

Description: Services provided (SPCLPAY2)

Form Pane Label: Services Provided

SAS Name:

Tag Name: HOCOSP3

Inherited Universe:

Universe: SPCLPAY2 = 1 AND (PROPTYPE (from 3B or 8500) = 1 or 3)

Universe Description:

Help Screen: H2_SPCLPAY

Question Text:  11 ? [F1]

Since the first of ^REF_MONTH not including this month, what services were provided?

◆ Enter all that apply, separate with commas

Fills: REF_MONTH

Instructions: Set REF_MONTH = 3 months before the interview.

Calculated by taking the INTPER from record type 10 to come up with the base month to start from.

Type: Set

Max Number of Values: 12

Length: 2

Answer List: THOCO

Value:	Mnemonic:	Description:
1	Management	Management
2	Repairs	Repairs or maintenance, including lawn care or snow removal
3	Improvements	Improvements
4	Utilities	Utilities such as gas, electricity, water, heat
5	Parking	Parking
6	Recreational	Recreational including swimming, golf, or tennis facilities
7	Security	Security including guards or alarm systems
8	Maid	Maid Services

9	Medical	Medical Services
10	Trash	Trash collection
11	Other	Other
77	DKnow	Don't Know

- Don't Know
- Refuse
- Empty

- On Input
- On Output

Store Instructions: If 1 selected, store 21 in HOCOSP01
If 2 selected, store 22 in HOCOSP02
If 3 selected, store 23 in HOCOSP03
If 4 selected, store 24 in HOCOSP04
If 5 selected, store 25 in HOCOSP05
If 6 selected, store 26 in HOCOSP06
If 7 selected, store 27 in HOCOSP07
If 8 selected, store 28 in HOCOSP08
If 9 selected, store 29 in HOCOSP09
If 10 selected, store 30 in HOCOSP10
If 11 selected, store 31 in HOCOSP11
If 77 entered and NO OTHER answer list options 1-11 selected,
store 99 in HOCOSP01-HOCOSP11
If 77 entered and OTHER answer list options 1-11 selected,
do not store 99 in HOCOSP01-HOCOSP11 and
only store the answer list options in the appropriate
fields (as designated above)
If RF entered, store 98 in HOCOSP01-HOCOSP11

Array:

Special Instructions: Grey answer list options 12-14

Skip Instructions: IF 11 is selected then goto HOSPOTH

ELSE goto SPECLX

Instrument SAS Name: HOCOSP3

Destination Data Set: EOPI

Field

HOSPOTH
BSECT3BDEFGHI.BSect3I.HOSPOTH

Description: Other specify for condo services

Form Pane Label: Specify services provided

SAS Name: HOSPOTH

Tag Name: HOSPOTH

Inherited Universe:

Universe: HOCOSP3 = 11

Universe Description:

Question Text: * Specify:

Type: String

Length: 30

Don't Know

Refuse

Empty

On Input

On Output

Array:

Skip Instructions: Goto SPECLX

Instrument SAS Name: HOSPOTH

Destination Data Set: EOPI

SPECLX

Field

BSECT3BDEFGHI.BSect3I.SPECLX

Description: Number of Special Payments

Form Pane Label: \$ Special Payments

SAS Name: SPECLX

Tag Name: SPECLX

Inherited Universe:

Universe: (COOPSP3 = 1-11, 77 or RF) OR (HOCOSP3 = 1-11, 77 or RF)
OR (HOSPOTH = Entry) OR (COSPOTH = Entry)

Universe Description:

Question Text: Since the first of ^REF_MONTH not including this month, how much were these
special payments?

Fills: REF_MONTH

Instructions: Set REF_MONTH = 3 months before the interview.
Calculated by taking the INTPER from record type 10 to come up with the base
month to start from.

Type: Integer

Length: 9

Min: 1

Max: 99999999

Don't Know

Refuse

Empty

On Input

On Output

Array:

Special Instructions: Display a \$ and comma in the entry field.

Skip Instructions: 1-99999999: IF SPECLX gt 6600 then goto ERR1_SPECLX
ELSE goto ASSESSMT

DK,RF: Goto ASSESSMT

Instrument SAS Name: SPECLX

Destination Data Set: EOPI

ERR1_SPECLX

Check

BSECT3BDEFGHI.BSect3I.ERR1_SPECLX

Description: Out of Range Check

Inherited Universe:

Universe: SPECLX gt 6600 AND SPECLX <> DK and SPECLX <> RF

Universe Description:

Text: * THE VALUE ENTERED IS UNUSUALLY HIGH OR LOW

PLEASE VERIFY AND IF CORRECT, ENTER ITEM LEVEL NOTE

Check Instructions: IF suppressed then set SPECLX_ = A1

Type: Soft

Skip Instructions: Suppress: Goto ASSESSMT

All others, go back to SPECLX

Field

ASSESSMT
BSECT3BDEFGHI.BSect3I.ASSESSMT

Description: Assessments Paid to Government

Form Pane Label: Assess Paid to Govt

SAS Name: ASSESSMT

Tag Name: ASSESSMT

Inherited Universe:

Universe: (SPCLPAY = 1, 2, DK or RF) AND (OWNYB not equal 600)

Universe Description:

Question Text: Since the first of ^REF_MONTH not including this month, ^have_has2 ^YOU_YRCU paid any special assessments to a local government for construction or repair of roads, sidewalks, or other things like that?

Fills: REF_MONTH

Instructions: Set REF_MONTH = 3 months before the interview.

Calculated by taking the INTPER from record type 10 to come up with the base month to start from.

Fills: have_has2

Instructions: IF NUMHOUSE = 1 then fill "have"
ELSE fill "has"

Fills: YOU_YRCU

Instructions: IF NUMHOUSE = 1 then fill "you"
ELSE fill "your household"

Type: Enumerated

Length: 1

Answer List: TYesNo

Value:	Mnemonic:	Description:
1	Yes	Yes
2	No	No

- Don't Know
- Refuse
- Empty

On Input
 On Output

Array:

Skip Instructions: 1: Goto ASSESSX

2,DK,RF: IF OWNYB = 100 then goto RNTEQVX
ELSEIF OWNYB = 300 then goto VAC_OCCQ
ELSE goto S3I_END

Instrument SAS Name: ASSESSMT

Destination Data Set: EOPI

Field

ASSESSX
BSECT3BDEFGHI.BSect3I.ASSESSX

Description: Total assessments paid to local government

Form Pane Label: Total Assessments Paid

SAS Name: ASSESSX

Tag Name: ASSESSX

Inherited Universe:

Universe: ASSESSMT = 1

Universe Description:

Question Text: Since the first of ^REF_MONTH not including this month -

What was the total amount paid?

Fills: REF_MONTH

Instructions: Set REF_MONTH = 3 months before the interview.

Calculated by taking the INTPER from record type 10 to come up with the base month to start from.

Type: Integer

Length: 9

Min: 1

Max: 99999999

Don't Know

Refuse

Empty

On Input

On Output

Array:

Special Instructions: Display a \$ and comma in the entry field.

Skip Instructions: 1-99999999: IF ASSESSX lt 6 or gt 77000 then
goto ERR1_ASSESSX
ELSEIF OWNYB = 100 then goto RNTEQVX
ELSEIF OWNYB = 300 then goto VAC_OCCQ
ELSE goto S3I_END

```
DK,RF:  IF OWNYB = 100 then goto RNTEQVX  
        ELSEIF OWNYB = 300 then goto VAC_OCCQ  
        ELSE goto S3I_END
```

Instrument SAS Name: ASSESSX

Destination Data Set: EOPI

Check

ERR1_ASSESSX
BSECT3BDEFGHI.BSect3I.ERR1_ASSESSX

Description: Out of Range Check

Inherited Universe:

Universe: (ASSESSX lt 6 or gt 77000) AND ASSESSX <> DK and ASSESSX <> RF

Universe Description:

Text: * THE VALUE ENTERED IS UNUSUALLY HIGH OR LOW

PLEASE VERIFY AND IF CORRECT, ENTER ITEM LEVEL NOTE

Check Instructions: IF suppressed then set ASSESSX_ = A1

Type: Soft

Skip Instructions: Suppress: IF OWNYB = 100 then goto RNTEQVX
ELSEIF OWNYB = 300 then goto VAC_OCCQ
ELSE goto S3I_END

All others, go back to ASSESSX

VAC_OCCQ

Field

BSECT3BDEFGHI.BSect3I.VAC_OCCQ

Description: time occupied in timeshare/property

Form Pane Label: time occupied

SAS Name: VAC_OCCQ

Tag Name: VAC_OCCQ

Inherited Universe:

Universe: OWNYB = 300

Universe Description:

Question Text: Since the first of ^REF_MONTH, how much time did you occupy this
^Filltimeshare?

✦ Enter quantity and select period on next screen.

Fills: Filltimeshare

Instructions: If 8500.TIMESHAR = 1 or TIMESHAR = 1 then fill "timeshare"
ELSE fill "property"

(TIMESHAR is from section 3B)

Fills: REF_MONTH

Instructions: Set REF_MONTH = 3 months before the interview.
Calculated by taking the INTPER from record type 10 to come up with the base
month to start from.

Type: Integer

Length: 3

Min: 0

Max: 150

Don't Know

Refuse

Empty

On Input

On Output

Array:

Skip Instructions: 0,DK,RF: IF ((TIMESHAR (from 3B or 8500) = 2, DK or RF))
then goto VAC_SEC
ELSEIF (TIMESHAR (from 3B or 8500) = 1) then
goto TIME_RNT
ELSE goto S3I_END

1-150: Goto VAC_OCCY

Instrument SAS Name: VAC_OCCQ

Destination Data Set: EOPI

VAC_OCCY

Field

BSECT3BDEFGHI.BSect3I.VAC_OCCY

Description: period occupied in timeshare/property

Form Pane Label: period occupied

SAS Name: VAC_OCCY

Tag Name: VAC_OCCY

Inherited Universe:

Universe: VAC_OCCQ = 1-150

Universe Description:

Question Text: * Enter time period.

Type: Enumerated

Length: 1

Answer List: TTimeper

Value:	Mnemonic:	Description:
1	Days	Days
2	Weeks	Weeks
3	Months	Months
4	Percent	Percent
5	Other	Other, specify

- Don't Know
- Refuse
- Empty

- On Input
- On Output

Array:

Skip Instructions: 1-4,DK,RF: IF ((TIMESHAR (from 3B or 8500) = 2, DK or RF))
then goto VAC_SEC
ELSEIF (TIMESHAR (from 3B or 8500) = 1) then
goto TIME_RNT
ELSE goto S3I_END

5: Goto VAC_OTH

Instrument SAS Name: VAC_OCCY

Destination Data Set: EOPI

VAC_OTH

Field

BSECT3BDEFGHI.BSect3I.VAC_OTH

Description: Specify other time period

Form Pane Label: Specify

SAS Name: VAC_OTH

Tag Name: VAC_OTH

Inherited Universe:

Universe: VAC_OCCY = 5

Universe Description:

Question Text: * Specify:

Type: String

Length: 30

Don't Know

Refuse

Empty

On Input

On Output

Array:

Skip Instructions: IF (TIMESHAR (from 3B or 8500) = 2, DK or RF) then
goto VAC_SEC

ELSEIF (TIMESHAR (from 3B or 8500) = 1) then goto TIME_RNT

ELSE goto S3I_END

Instrument SAS Name: VAC_OTH

Destination Data Set: EOPI

Field

VAC_SEC
BSECT3BDEFGHI.BSect3I.VAC_SEC

Description: Rented/Available to rent by someone outside CU?

Form Pane Label: Rented

SAS Name: VAC_SEC

Tag Name: VAC_SEC

Inherited Universe:

Universe: [(VAC_OCCQ = 0, DK or RF) or (VAC_OCCY = 1-4, DK or RF) or
(VAC_OTH = Entry, DK or RF)] AND
((TIMESHAR (from 3B or 8500) = 2, DK or RF))

Universe Description:

Question Text: Since the first of ^REF_MONTH, was this property either rented by someone outside your household or available to be rented?

Fills: REF_MONTH

Instructions: Set REF_MONTH = 3 months before the interview.

Calculated by taking the INTPER from record type 10 to come up with the base month to start from.

Type: Enumerated

Length: 1

Answer List: TYesNo

Value:	Mnemonic:	Description:
1	Yes	Yes
2	No	No

Don't Know
 Refuse
 Empty

On Input
 On Output

Array:

Skip Instructions: 1: Goto VAC_RNTQ

2,DK,RF: Goto RNTEQVX

Instrument SAS Name: VAC_SEC

Destination Data Set: EOPI

Field

VAC_RNTQ
BSECT3BDEFGHI.BSect3I.VAC_RNTQ

Description: How much time rented?

Form Pane Label: Time rented

SAS Name: VAC_RNTQ

Tag Name: VAC_RNTQ

Inherited Universe:

Universe: VAC_SEC = 1 OR OWNYB = 600

Universe Description:

Question Text: Since the first of ^REF_MONTH, how much time was this property rented by someone outside your household?

✦ Enter quantity and select period on next screen.

Fills: REF_MONTH

Instructions: Set REF_MONTH = 3 months before the interview.

Calculated by taking the INTPER from record type 10 to come up with the base month to start from.

Type: Integer

Length: 3

Min: 0

Max: 150

Don't Know

Refuse

Empty

On Input

On Output

Store Instructions: IF OWNYB = 600 then

Copy the property number (PROP_NOB from 3B) to PROP_NOI

Copy the property code (OWYNB from 3B) to OWNYI

Array:

Skip Instructions: 0,DK,RF: Goto VAC_AVAQ

1-150: Goto VAC_RNTY

Instrument SAS Name: VAC_RNTQ

Destination Data Set: EOPI

Field

VAC_RNTY
BSECT3BDEFGHI.BSect3I.VAC_RNTY

Description: period rented

Form Pane Label: period rented

SAS Name: VAC_RNTY

Tag Name: VAC_RNTY

Inherited Universe:

Universe: VAC_RNTQ = 1-150

Universe Description:

Question Text: ♦ Enter time period.

Type: Enumerated

Length: 1

Answer List: TTimeper

Value:	Mnemonic:	Description:
1	Days	Days
2	Weeks	Weeks
3	Months	Months
4	Percent	Percent
5	Other	Other, specify

Don't Know

Refuse

Empty

On Input

On Output

Array:

Skip Instructions: 1: IF VAC_RNTQ ge 91 AND OWNYB = 300 then goto RNTEQV2X
ELSEIF VAC_RNTQ ge 91 then goto S3I_END
ELSE goto VAC_AVAQ

2: IF VAC_RNTQ ge 13 AND OWNYB = 300 then goto RNTEQV2X

ELSEIF VAC_RNTQ ge 13 then goto S3I_END
ELSE goto VAC_AVAQ

3: IF VAC_RNTQ ge 3 AND OWNYB = 300 then goto RNTEQV2X
ELSEIF VAC_RNTQ ge 3 then goto S3I_END
ELSE goto VAC_AVAQ

4: IF VAC_RNTQ = 100 AND OWNYB = 300 then goto RNTEQV2X
ELSEIF VAC_RNTQ = 100 then goto S3I_END
ELSE goto VAC_AVAQ

5: Goto VAC_ROTH

DK,RF: Goto VAC_AVAQ

Instrument SAS Name: VAC_RNTY

Destination Data Set: EOPI

Field

VAC_ROTH
BSECT3BDEFGHI.BSect3I.VAC_ROTH

Description: specify other period rented

Form Pane Label: Specify

SAS Name: VAC_ROTH

Tag Name: VAC_ROTH

Inherited Universe:

Universe: VAC_RNTY = 5

Universe Description:

Question Text: * Specify:

Type: String

Length: 30

Don't Know

Refuse

Empty

On Input

On Output

Array:

Skip Instructions: Goto VAC_AVAQ

Instrument SAS Name: VAC_ROTH

Destination Data Set: EOPI

VAC_AVAQ

Field

BSECT3BDEFGHI.BSect3I.VAC_AVAQ

Description: How much time available to rent

Form Pane Label: Time Available

SAS Name: VAC_AVAQ

Tag Name: VAC_AVAQ

Inherited Universe:

Universe: (VAC_RNTQ = 0, DK or RF) OR (VAC_RNTY = 5, DK or RF) OR (VAC_RNTY = 1 and VAC_RNTQ = 1-90) OR
(VAC_RNTY = 2 and VAC_RNTQ = 1-12) OR
(VAC_RNTY = 3 and VAC_RNTQ = 1-2) OR
(VAC_RNTY = 4 and VAC_RNTQ = 1-99)

Universe Description:

Question Text: Since the first of ^REF_MONTH, how much time was this property available to be rented, but not rented out?

✦ Enter quantity and select period on next screen.

Fills: REF_MONTH

Instructions: Set REF_MONTH = 3 months before the interview.

Calculated by taking the INTPER from record type 10 to come up with the base month to start from.

Type: Integer

Length: 3

Min: 0

Max: 150

Don't Know
 Refuse
 Empty

On Input
 On Output

Array:

Skip Instructions: 0,DK,RF: IF OWNYB = 300 then goto RNTEQV2X
ELSE goto S3I_END

1-150: Goto VAC_AVAY

Instrument SAS Name: VAC_AVAQ

Destination Data Set: EOPI

VAC_AVAY

Field

BSECT3BDEFGHI.BSect3I.VAC_AVAY

Description: Period available for rent.

Form Pane Label: Period Available

SAS Name: VAC_AVAY

Tag Name: VAC_AVAY

Inherited Universe:

Universe: VAC_AVAQ = 1-150

Universe Description:

Question Text: [Specify](#)

Type: Enumerated

Length: 1

Answer List: TTimeper

Value:	Mnemonic:	Description:
1	Days	Days
2	Weeks	Weeks
3	Months	Months
4	Percent	Percent
5	Other	Other, specify

- Don't Know
- Refuse
- Empty

- On Input
- On Output

Array:

Skip Instructions: 1-4: IF (VAC_RNTY = VAC_AVAY) AND (VAC_RNTQ not equal DK and not equal RF) AND (VAC_AVAQ not equal DK and not equal RF) AND
[(VAC_RNTY = 1 and ((VAC_RNTQ + VAC_AVAQ) gt total number of days from the 1st of the reference month and today)) OR
(VAC_RNTY = 2 and ((VAC_RNTQ + VAC_AVAQ) gt total

```
number of weeks from the 1st of the reference  
month and today)) OR  
(VAC_RNTY = 3 and ((VAC_RNTQ + VAC_AVAQ) gt 3) )  
OR  
(VAC_RNTY = 4 and ((VAC_RNTQ + VAC_AVAQ) gt 100)) ]  
Then goto CK_RNTQ_AVAQ  
ELSEIF OWNYB = 300 then goto RNTEQV2X  
ELSE goto S3I_END
```

```
DK,RF: IF OWNYB = 300 then goto RNTEQV2X  
ELSE goto S3I_END
```

```
5: Goto VAC_AOTH
```

Instrument SAS Name: VAC_AVAQ

Destination Data Set: EOPI

CK_RNTQ_AVAQ

Check

BSECT3BDEFGHI.BSect3I.CK_RNTQ_AVAQ

Description: Time rented and time available to rent add up to more than 100% of the reference period

Inherited Universe:

Universe: (VAC_RNTY = VAC_AVAY) AND (VAC_RNTQ not equal DK and not equal RF) AND (VAC_AVAQ not equal DK and not equal RF) AND\
[(VAC_RNTY = 1 and ((VAC_RNTQ + VAC_AVAQ) gt total number \
of days from the 1st of the reference month and today)) OR \
(VAC_RNTY = 2 and ((VAC_RNTQ + VAC_AVAQ) gt total number \
of weeks from the 1st of the reference month and today)) OR\
(VAC_RNTY = 3 and ((VAC_RNTQ + VAC_AVAQ) gt 3)) \
OR\
(VAC_RNTY = 4 and ((VAC_RNTQ + VAC_AVAQ) gt 100))]\

Universe Description:

Text: ♦ Time rented and time available to rent add up to more than 100% of the reference period.

Please verify

Time rented : ^VAC_RNTQ_FILL ^VAC_RNTY_FILL
Time available to rent: ^VAC_AVAQ_FILL ^VAC_AVAY_FILL

Check Instructions: List VAC_AVAY first under question involved

Type: Soft

Skip Instructions: Suppress: IF OWNYB = 300 then goto RNTEQV2X
ELSE goto S3I_END

All other, go back to VAC_AVAY

Fills: VAC_RNTQ_FILL

Instructions: Fill entry in VAC_RNTQ

Fills: VAC_RNTY_FILL

Instructions: If VAC_RNTY = 1 then fill "Days"
If VAC_RNTY = 2 then fill "Weeks"
If VAC_RNTY = 3 then fill "Months"
If VAC_RNTY = 4 then fill "Percent"

Fills: VAC_AVAQ_FILL

Instructions: Fill entry in VAC_AVAQ

Fills: VAC_AVAY_FILL

Instructions: If VAC_AVAY = 1 then fill "Days"
If VAC_AVAY = 2 then fill "Weeks"
If VAC_AVAY = 3 then fill "Months"
If VAC_AVAY = 4 then fill "Percent"

VACAOTH

Field

BSECT3BDEFGHI.BSect3I.VACAOTH

Description: Specify other period rented

Form Pane Label: Specify

SAS Name: VACAOTH

Tag Name: VACAOTH

Inherited Universe:

Universe: VAC_AVAY = 5

Universe Description:

Question Text: * Specify

Type: String

Length: 30

Don't Know

Refuse

Empty

On Input

On Output

Array:

Skip Instructions: IF OWNYB = 300 then goto RNTEQV2X

ELSE goto S3I_END

Instrument SAS Name: VACAOTH

Destination Data Set: EOPI

Field

RNTEQV2X
BSECT3BDEFGHI.BSect3I.RNTEQV2X

Description: Estimated vac home rent if someone were to rent?

Form Pane Label: Vac Rent Estimate

SAS Name: RNTEQV2X

Tag Name: RNTEQV2X

Inherited Universe:

Universe: OWNYB = 300 AND VAC_SEC = 1

Universe Description:

Question Text: If someone were to rent this home today, how much do you think it would rent for?

Type: Integer

Length: 7

Min: 1

Max: 999999

Don't Know

Refuse

Empty

On Input

On Output

Array:

Special Instructions: Display a \$ and comma in the entry field.

Skip Instructions: IF (RNTEQV2X lt 200 or gt 800) AND (ne DK and ne RF) then
goto ERR1_RNTEQV2X

ELSE goto RENTPERD

Instrument SAS Name: RNTEQV2X

Destination Data Set: EOPI

ERR1_RNTEQV2X

Check

BSECT3BDEFGHI.BSect3I.ERR1_RNTEQV2X

Description: Out of Range Check

Inherited Universe:

Universe: (RNTEQV2X lt 200 or gt 8000) AND RNTEQV2X <> DK and
RNTEQV2X <> RF

Universe Description:

Text: * THE VALUE ENTERED IS UNUSUALLY HIGH OR LOW

PLEASE VERIFY AND IF CORRECT, ENTER ITEM LEVEL NOTE

Check Instructions: IF suppressed then set RNTE_V2X = A1

Type: Soft

Skip Instructions: Suppress: Goto RENTPERD

All others, go back to RNTEQV2X

Field

RENTPERD
BSECT3BDEFGHI.BSect3I.RENTPERD

Description: Period of time rental amount covers?

Form Pane Label: Period of Time

SAS Name: RENTPERD

Tag Name: RENTPERD

Inherited Universe:

Universe: RNTEQV2X = 1-999999, DK or RF

Universe Description:

Question Text: ♦ Ask if not already stated.

What period of time does this rental amount cover?

Type: Enumerated

Length: 1

Answer List: TRentper

Value:	Mnemonic:	Description:
1	Week	Week
2	Month	Month
3	Quarter	Quarter
4	Specify	Other specify

Don't Know

Refuse

Empty

On Input

On Output

Array:

Skip Instructions: 1-3,DK,RF: Goto RENTUTIL

4: Goto RNPEROTH

Instrument SAS Name: RENTPERD

Destination Data Set: EOPI

Field

RNPEROTH
BSECT3BDEFGHI.BSect3I.RNPEROTH

Description: Specify

Form Pane Label: Specify

SAS Name: RNPEROTH

Tag Name: RNPEROTH

Inherited Universe:

Universe: RENTPERD = 4

Universe Description:

Question Text: * Specify:

Type: String

Length: 30

- Don't Know
- Refuse
- Empty

- On Input
- On Output

Array:

Skip Instructions: Goto RENTUTIL

Instrument SAS Name: RNPEROTH

Destination Data Set: EOPI

RENTUTIL

Field

BSECT3BDEFGHI.BSect3I.RENTUTIL

Description: Does this amount include utilities?

Form Pane Label: Utilities included

SAS Name: RENTUTIL

Tag Name: RENTUTIL

Inherited Universe:

Universe: (RENTPERD = 1-3, DK or RF) OR (RNPEROTH = Entry)

Universe Description:

Question Text: Does this amount include utilities?

Type: Enumerated

Length: 1

Answer List: TYesNo

Value:	Mnemonic:	Description:
1	Yes	Yes
2	No	No

- Don't Know
- Refuse
- Empty

- On Input
- On Output

Array:

Skip Instructions: Goto PROPVALX

Instrument SAS Name: RENTUTIL

Destination Data Set: EOPI

Field

RNTEQVX
BSECT3BDEFGHI.BSect3I.RNTEQVX

Description: Monthly Rent Estimate

Form Pane Label: Monthly Rent Estimate

SAS Name: RNTEQVX

Tag Name: RNTEQVX

Inherited Universe:

Universe: [(OWNYB = 100) and (ASSESSMT = 1, 2, DK or RF)] OR
[(OWNYB = 300) and (VAC_SEC = 2, DK or RF)]

Universe Description:

Question Text: If someone were to rent this ^Fill_RNTEQVX how much do you think it would rent for monthly, unfurnished and without utilities?

Fills: Fill_RNTEQVX

Instructions: IF BSect3BDEFCHI.BpropertySect3B.BSNSEXP = 1 OR
BSect3BDEFCHI.BpropertySect3B.BSNEXP2 = 1 OR
BSect3A1.BCurrentProps.TStillOwn.Brow.BSNSEXP = 1 then fill "entire
property today, including part of the property currently being used for
business, farming, or rented"

ELSE fill "home today"

Type: Integer

Length: 7

Min: 1

Max: 999999

Don't Know
 Refuse
 Empty

On Input
 On Output

Array:

Special Instructions: Display a \$ and comma in the entry field.

Skip Instructions: 1-999999: IF (OWNYB = 100 and RNTEQVX lt 300 or gt 3000) OR

```
(OWNYB = 200 and RNTEQVX lt 200 or gt 4000) OR  
(OWNYB = 300 and RNTEQVX lt 200 or gt 8000)  
  then goto ERR1_RNTEQVX  
ELSEIF OWNYB = 100 OR (OWNYB = 300 AND  
  ((TIMESHAR (from 3B or 8500) = 2, DK or RF)) then  
  goto PROPVALX  
ELSE goto S3I_END
```

```
DK,RF: IF OWNYB = 100 OR (OWNYB = 300 AND  
  ((TIMESHAR (from 3B or 8500) = 2, DK or RF)) then  
  goto PROPVALX  
ELSE goto S3I_END
```

Instrument SAS Name: RNTEQVX

Destination Data Set: EOPI

Check

ERR1_RNTEQVX
BSECT3BDEFGHI.BSect3I.ERR1_RNTEQVX

Description: Out of Range Check

Inherited Universe:

Universe: [(OWNYB = 100 and (RNTEQVX lt 300 or gt 3000)) OR
(OWNYB = 200 and (RNTEQVX lt 200 or gt 4000)) OR
(OWNYB = 300 and (RNTEQVX lt 200 or gt 8000))] AND
RNTEQVX <> DK and RNTEQVX <> RF

Universe Description:

Text: ♦ THE VALUE ENTERED IS UNUSUALLY HIGH OR LOW

PLEASE VERIFY AND IF CORRECT, ENTER ITEM LEVEL NOTE

Check Instructions: IF suppressed then set RNTEQVX_ = A1

Type: Soft

Skip Instructions: Suppress: IF OWNYB = 100 OR
(OWNYB = 300 and 8500.TIMESHAR/TIMESHAR = 2,
DK or RF) then goto PROPVALX
ELSE goto S3I_END

All others, go back to RNTEQVX

PROPVALX

Field

BSECT3BDEFGHI.BSect3I.PROPVALX

Description: Property Value

Form Pane Label: Property Value

SAS Name: PROPVALX

Tag Name: PROPVALX

Inherited Universe:

Universe: [(RNTEQVX = 1-999999, DK or RF) AND
((OWNYB = 100) OR
(OWNYB = 300 AND ((TIMESHAR (from 3B or 8500) = 2, DK or RF)))]
OR (RENTUTIL = 1, 2, DK or RF)

Universe Description:

Question Text: About how much do you think this property would sell for on today's market?

Type: Integer

Length: 9

Min: 0

Max: 99999999

Don't Know

Refuse

Empty

On Input

On Output

Array:

Special Instructions: Display a \$ and comma in the entry field

Skip Instructions: 0-99999999: IF OWNYB = 100 and PROPVALX lt 1000 or gt 600000
OR (OWNYB = 300 and PROPVALX lt 3000 or gt
800000) then goto ERR1_PROPVALX
ELSE goto S3I_END

DK,RF: Goto S3I_END

Instrument SAS Name: PROPVALX

Destination Data Set: EOPI

ERR1_PROPVALX

BSECT3BDEFGHI.BSect3I.ERR1_PROPVALX

Check

Description: Out of Range Check

Inherited Universe:

Universe: [(OWNYB = 100 and PROPVALX lt 1000 or gt 600000) OR
(OWNYB = 300 and PROPVALX lt 3000 or gt 800000)] AND
PROPVALX <> DK and PROPVALX <> RF

Universe Description:

Text: ♦ THE VALUE ENTERED IS UNUSUALLY HIGH OR LOW

PLEASE VERIFY AND IF CORRECT, ENTER ITEM LEVEL NOTE

Check Instructions: IF suppressed then set PROP_ALX = A1

Type: Soft

Skip Instructions: Suppress: Goto S3I_END

All others, go back to PROPVALX

Field

TIME_RNT
BSECT3BDEFGHI.BSect3I.TIME_RNT

Description: Timeshare rented to someone outside CU?

Form Pane Label: Timeshare rented?

SAS Name: TIME_RNT

Tag Name: TIME_RNT

Inherited Universe:

Universe: OWNYB = 300 AND (TIMESHAR (from 3B or 8500) = 1)

Universe Description:

Question Text: Since the first of ^REF_MONTH, did you rent this timeshare to someone outside your household?

Fills: REF_MONTH

Instructions: Set REF_MONTH = 3 months before the interview.

Calculated by taking the INTPER from record type 10 to come up with the base month to start from.

Type: Enumerated

Length: 1

Answer List: TYesNo

Value:	Mnemonic:	Description:
1	Yes	Yes
2	No	No

- Don't Know
- Refuse
- Empty

- On Input
- On Output

Array:

Skip Instructions: Goto RNTEQV3X

Instrument SAS Name: TIME_RNT

Destination Data Set: EOPI

Field

RNTEQV3X
BSECT3BDEFGHI.BSect3I.RNTEQV3X

Description: Weekly rent estimate for timeshare?

Form Pane Label: Weekly Rent Estimate

SAS Name: RNTEQV3X

Tag Name: RNTEQV3X

Inherited Universe:

Universe: OWNYB = 300 AND (TIMESHAR (from 3B or 8500) = 1)

Universe Description:

Question Text: If you were to rent this timeshare today to someone else, instead of using it yourself, how much would it rent for weekly?

Type: Integer

Length: 6

Min: 1

Max: 99999

Don't Know

Refuse

Empty

On Input

On Output

Array:

Special Instructions: Display a \$ and comma in the entry field.

Skip Instructions: 1-99999: IF OWNYB = 300 and RNTEQV3X lt 200 or gt 8000
then goto ERR1_RNTEQV3X
ELSE goto PRPVAL2X

DK,RF: Goto PRPVAL2X

Instrument SAS Name: RNTEQV3X

Destination Data Set: EOPI

ERR1_RNTEQV3X

Check

BSECT3BDEFGHI.BSect3I.ERR1_RNTEQV3X

Description: Out of Range Check

Inherited Universe:

Universe: OWNYB = 300 and (RNTEQV3X lt 200 or gt 8000) AND
RNTEQV3X <> DK and RNTEQV3X <> RF

Universe Description:

Text: * THE VALUE ENTERED IS UNUSUALLY HIGH OR LOW

PLEASE VERIFY AND IF CORRECT, ENTER ITEM LEVEL NOTE

Check Instructions: IF suppressed then set RNTE_V3X_ = A1

Type: Soft

Skip Instructions: Suppress: Goto PRPVAL2X

All others, go back to RNTEQV3X

Field

PRPVAL2X
BSECT3BDEFGHI.BSect3I.PRPVAL2X

Description: Timeshare Property Value

Form Pane Label: Timeshare Property Value

SAS Name: PRPVAL2X

Tag Name: PRPVAL2X

Inherited Universe:

Universe: OWNYB = 300 AND (TIMESHAR (from 3B or 8500) = 1)

Universe Description:

Question Text: If you were able to sell this timeshare, about how much do you think it would sell for on today's market?

Type: Integer

Length: 9

Min: 0

Max: 99999999

Don't Know

Refuse

Empty

On Input

On Output

Array:

Special Instructions: Display a \$ and comma in the entry field

Skip Instructions: 0-99999999: IF OWNYB = 300 and PRPVL2X lt 3000 or gt
800000 then goto ERR1_PRPVL2X
ELSE goto S3I_END

DK,RF: Goto S3I_END

Instrument SAS Name: PRPVAL2X

Destination Data Set: EOPI

ERR1_PRPVAL2X

Check

BSECT3BDEFGHI.BSect3I.ERR1_PRPVAL2X

Description: Out of Range Check

Inherited Universe:

Universe: OWNYB = 300 and (PRPVL2X lt 3000 or gt 800000) AND
PRPVL2X <> DK and PRPVL2X <> RF

Universe Description:

Text: * THE VALUE ENTERED IS UNUSUALLY HIGH OR LOW

PLEASE VERIFY AND IF CORRECT, ENTER ITEM LEVEL NOTE

Check Instructions: If suppressed then set PRPV_L2X = A1

Type: Soft

Skip Instructions: Suppress: Goto S31_END

All others, go back to PRPVAL2X

Field

S3I_END
BSECT3BDEFGHI.BSect3I.S3I_END

Description: End of Section 3I

Form Pane Label:

SAS Name:

Tag Name:

Inherited Universe:

Universe:

Universe Description:

Question Text:

Type: Classification

Length: 0

Don't Know

Refuse

Empty

On Input

On Output

Store Instructions: Set OPI_STAT = 1

Set OPI_ORIG = 1

Array:

Special Instructions: If INTNMBR = 1 or NEWCU = 1 AND there are no more new properties (Or NO properties) then set the section complete flag. (Store "Yes" in SECTCOMP(3))

If INTNMBR = 2-4 And NEWCU ne 1 and there were previously reported properties then:

If all appropriate properties on the inventory grid have been updated AND PURPROP is on the path, AND there are no more new properties (Or NO new properties) then set the section complete flag

If INTNMBR = 2-4 And NEWCU ne 1 and there were NO previously reported properties then:

If there are no more new properties (Or No new

properties) then set the section complete flag

Skip Instructions: Goto Section 3B for the next new property.

If no more new properties (OR NO New Properties) AND
OWNED = 1 then exit block and goto ANYRENT

ELSE exit section 3 block and goto Section 4 - BSECTION4

Field

PROP_NOI
BSECT3BDEFGHI.BSect3I.PROP_NOI

Description: Property number

Form Pane Label:

SAS Name: PROP_NOI

Tag Name:

Inherited Universe:

Universe:

Universe Description:

Question Text:

Type: String

Length: 2

- Don't Know
- Refuse
- Empty

- On Input
- On Output

Array:

Special Instructions: NOTE: See MORTSPEC or GRNDRENT for how to set this field

Valid Values: 1-99

Instrument SAS Name: PROP_NOI

Destination Data Set: EOPI

OWNYI

Field

BSECT3BDEFGHI.BSect3I.OWNYI

Description: Property code

Form Pane Label:

SAS Name: OWNYI

Tag Name:

Inherited Universe:

Universe:

Universe Description:

Question Text:

Type: String

Length: 3

- Don't Know
- Refuse
- Empty

- On Input
- On Output

Array:

Special Instructions: NOTE: See MORTSPEC or GRNDRENT for how to set this field

Valid Values: 100, 200, 300, 400, 600

Instrument SAS Name: OWNYI

Destination Data Set: EOPI

Field

COOPRG01
BSECT3BDEFGHI.BSect3I.COOPRG01

Description: Store - repayments of loans by coop

Form Pane Label:

SAS Name: COOPRG01

Tag Name:

Inherited Universe:

Universe:

Universe Description:

Question Text:

Type: String

Length: 2

- Don't Know
- Refuse
- Empty

- On Input
- On Output

Array:

Special Instructions: NOTE: See COOPRG3 for how to set this field

Valid Values: 1 = Repayments of loans by coop

98 = Refused

99 = Don't know

Instrument SAS Name: COOPRG01

Destination Data Set: EOPI

COOPRG02

Field

BSECT3BDEFGHI.BSect3I.COOPRG02

Description: Store - property taxes

Form Pane Label:

SAS Name: COOPRG02

Tag Name:

Inherited Universe:

Universe:

Universe Description:

Question Text:

Type: String

Length: 2

- Don't Know
- Refuse
- Empty

- On Input
- On Output

Array:

Special Instructions: NOTE: See COOPRG3 for how to set this field

Valid Values: 2 = Property Taxes

98 = Refused

99 = Don't know

Instrument SAS Name: COOPRG02

Destination Data Set: EOPI

Field

COOPRG03
BSECT3BDEFGHI.BSect3I.COOPRG03

Description: Store - property ins.

Form Pane Label:

SAS Name: COOPRG03

Tag Name:

Inherited Universe:

Universe:

Universe Description:

Question Text:

Type: String

Length: 2

- Don't Know
- Refuse
- Empty

- On Input
- On Output

Array:

Special Instructions: NOTE: See COOPRG3 for how to set this field

Valid Values: 3 = Property Insurance

98 = Refused

99 = Don't know

Instrument SAS Name: COOPRG03

Destination Data Set: EOPI

COOPRG04

Field

BSECT3BDEFGHI.BSect3I.COOPRG04

Description: Store - management

Form Pane Label:

SAS Name: COOPRG04

Tag Name:

Inherited Universe:

Universe:

Universe Description:

Question Text:

Type: String

Length: 2

- Don't Know
- Refuse
- Empty

- On Input
- On Output

Array:

Special Instructions: NOTE: See COOPRG3 for how to set this field

Valid Values: 4 = Management

98 = Refused

99 = Don't know

Instrument SAS Name: COOPRG04

Destination Data Set: EOPI

Field

COOPRG05
BSECT3BDEFGHI.BSect3I.COOPRG05

Description: Store - repairs

Form Pane Label:

SAS Name: COOPRG05

Tag Name:

Inherited Universe:

Universe:

Universe Description:

Question Text:

Type: String

Length: 2

Don't Know

Refuse

Empty

On Input

On Output

Array:

Special Instructions: NOTE: See COOPRG3 for how to set this field

Valid Values: 5 = Repairs

98 = Refused

99 = Don't know

Instrument SAS Name: COOPRG05

Destination Data Set: EOPI

COOPRG06

Field

BSECT3BDEFGHI.BSect3I.COOPRG06

Description: Store - improvements**Form Pane Label:****SAS Name:** COOPRG06**Tag Name:****Inherited Universe:****Universe:****Universe Description:****Question Text:****Type:** String**Length:** 2

- Don't Know
- Refuse
- Empty

- On Input
- On Output

Array: **Special Instructions:** NOTE: See COOPRG3 for how to set this field

Valid Values: 6 = Improvements

98 = Refused

99 = Don't know

Instrument SAS Name: COOPRG06**Destination Data Set:** EOPI

Field

COOPRG07
BSECT3BDEFGHI.BSect3I.COOPRG07

Description: Store - recreational

Form Pane Label:

SAS Name: COOPRG07

Tag Name:

Inherited Universe:

Universe:

Universe Description:

Question Text:

Type: String

Length: 2

- Don't Know
- Refuse
- Empty

- On Input
- On Output

Array:

Special Instructions: NOTE: See COOPRG3 for how to set this field

Valid Values: 7 = Recreational

98 = Refused

99 = Don't know

Instrument SAS Name: COOPRG07

Destination Data Set: EOPI

COOPRG08

Field

BSECT3BDEFGHI.BSect3I.COOPRG08

Description: Store - security

Form Pane Label:

SAS Name: COOPRG08

Tag Name:

Inherited Universe:

Universe:

Universe Description:

Question Text:

Type: String

Length: 2

- Don't Know
- Refuse
- Empty

- On Input
- On Output

Array:

Special Instructions: NOTE: See COOPRG3 for how to set this field

Valid Values: 8 = Security

98 = Refused

99 = Don't know

Instrument SAS Name: COOPRG08

Destination Data Set: EOPI

Field

COOPRG09
BSECT3BDEFGHI.BSect3I.COOPRG09

Description: Store - utilities

Form Pane Label:

SAS Name: COOPRG09

Tag Name:

Inherited Universe:

Universe:

Universe Description:

Question Text:

Type: String

Length: 2

- Don't Know
- Refuse
- Empty

- On Input
- On Output

Array:

Special Instructions: NOTE: See COOPRG3 for how to set this field

Valid Values: 9 = Utilities

98 = Refused

99 = Don't know

Instrument SAS Name: COOPRG09

Destination Data Set: EOPI

COOPRG10

Field

BSECT3BDEFGHI.BSect3I.COOPRG10

Description: Store - trash

Form Pane Label:

SAS Name: COOPRG10

Tag Name:

Inherited Universe:

Universe:

Universe Description:

Question Text:

Type: String

Length: 2

- Don't Know
- Refuse
- Empty

- On Input
- On Output

Array:

Special Instructions: NOTE: See COOPRG3 for how to set this field

Valid Values: 10 = Trash

98 = Refused

99 = Don't know

Instrument SAS Name: COOPRG10

Destination Data Set: EOPI

Field

COOPRG11
BSECT3BDEFGHI.BSect3I.COOPRG11

Description: Store - other

Form Pane Label:

SAS Name: COOPRG11

Tag Name:

Inherited Universe:

Universe:

Universe Description:

Question Text:

Type: String

Length: 2

- Don't Know
- Refuse
- Empty

- On Input
- On Output

Array:

Special Instructions: NOTE: See COOPRG3 for how to set this field

Valid Values: 11 = Other

98 = Refused

99 = Don't know

Instrument SAS Name: COOPRG11

Destination Data Set: EOPI

COOPRG12

Field

BSECT3BDEFGHI.BSect3I.COOPRG12

Description: Store - no payments made

Form Pane Label:

SAS Name: COOPRG12

Tag Name:

Inherited Universe:

Universe:

Universe Description:

Question Text:

Type: String

Length: 2

- Don't Know
- Refuse
- Empty

- On Input
- On Output

Array:

Special Instructions: NOTE: See COOPRG3 for how to set this field

Valid Values: 12 = No payments

98 = Refused

99 = Don't know

Instrument SAS Name: COOPRG12

Destination Data Set: EOPI

Field

HOCORG21
BSECT3BDEFGHI.BSect3I.HOCORG21

Description: Store - management

Form Pane Label:

SAS Name: HOCORG21

Tag Name:

Inherited Universe:

Universe:

Universe Description:

Question Text:

Type: String

Length: 2

- Don't Know
- Refuse
- Empty

- On Input
- On Output

Array:

Special Instructions: NOTE: See HOCORG for how to set this field

Valid Values: 21 = Management

98 = Refused

99 = Don't know

Instrument SAS Name: HOCORG21

Destination Data Set: EOPI

HOCORG22

Field

BSECT3BDEFGHI.BSect3I.HOCORG22

Description: Store - repairs

Form Pane Label:

SAS Name: HOCORG22

Tag Name:

Inherited Universe:

Universe:

Universe Description:

Question Text:

Type: String

Length: 2

- Don't Know
- Refuse
- Empty

- On Input
- On Output

Array:

Special Instructions: NOTE: See HOCORG for how to set this field

Valid Values: 22 = Repairs

98 = Refused

99 = Don't know

Instrument SAS Name: HOCORG22

Destination Data Set: EOPI

Field

HOCORG23
BSECT3BDEFGHI.BSect3I.HOCORG23

Description: Store - improvements

Form Pane Label:

SAS Name: HOCORG23

Tag Name:

Inherited Universe:

Universe:

Universe Description:

Question Text:

Type: String

Length: 2

- Don't Know
- Refuse
- Empty

- On Input
- On Output

Array:

Special Instructions: NOTE: See HOCORG for how to set this field

Valid Values: 23 = Improvements

98 = Refused

99 = Don't know

Instrument SAS Name: HOCORG23

Destination Data Set: EOPI

HOCORG24

Field

BSECT3BDEFGHI.BSect3I.HOCORG24

Description: Store - utilities

Form Pane Label:

SAS Name: HOCORG24

Tag Name:

Inherited Universe:

Universe:

Universe Description:

Question Text:

Type: String

Length: 2

- Don't Know
- Refuse
- Empty

- On Input
- On Output

Array:

Special Instructions: NOTE: See HOCORG for how to set this field

Valid Values: 24 = Utilities

98 = Refused

99 = Don't know

Instrument SAS Name: HOCORG24

Destination Data Set: EOPI

Field

HOCORG25
BSECT3BDEFGHI.BSect3I.HOCORG25

Description: Store - parking

Form Pane Label:

SAS Name: HOCORG25

Tag Name:

Inherited Universe:

Universe:

Universe Description:

Question Text:

Type: String

Length: 2

- Don't Know
- Refuse
- Empty

- On Input
- On Output

Array:

Special Instructions: NOTE: See HOCORG for how to set this field

Valid Values: 25 = Parking

98 = Refused

99 = Don't know

Instrument SAS Name: HOCORG25

Destination Data Set: EOPI

HOCORG26

Field

BSECT3BDEFGHI.BSect3I.HOCORG26

Description: Store - recreational

Form Pane Label:

SAS Name: HOCORG26

Tag Name:

Inherited Universe:

Universe:

Universe Description:

Question Text:

Type: String

Length: 2

- Don't Know
- Refuse
- Empty

- On Input
- On Output

Array:

Special Instructions: NOTE: See HOCORG for how to set this field

Valid Values: 26 = Recreational

98 = Refused

99 = Don't know

Instrument SAS Name: HOCORG26

Destination Data Set: EOPI

Field

HOCORG27
BSECT3BDEFGHI.BSect3I.HOCORG27

Description: Store - security

Form Pane Label:

SAS Name: HOCORG27

Tag Name:

Inherited Universe:

Universe:

Universe Description:

Question Text:

Type: String

Length: 2

- Don't Know
- Refuse
- Empty

- On Input
- On Output

Array:

Special Instructions: NOTE: See HOCORG for how to set this field

Valid Values: 27 = Security

98 = Refused

99 = Don't know

Instrument SAS Name: HOCORG27

Destination Data Set: EOPI

HOCORG28

Field

BSECT3BDEFGHI.BSect3I.HOCORG28

Description: Store - maid

Form Pane Label:

SAS Name: HOCORG28

Tag Name:

Inherited Universe:

Universe:

Universe Description:

Question Text:

Type: String

Length: 2

- Don't Know
- Refuse
- Empty

- On Input
- On Output

Array:

Special Instructions: NOTE: See HOCORG for how to set this field

Valid Values: 28 = Maid

98 = Refused

99 = Don't know

Instrument SAS Name: HOCORG28

Destination Data Set: EOPI

Field

HOCORG29
BSECT3BDEFGHI.BSect3I.HOCORG29

Description: Store - medical

Form Pane Label:

SAS Name: HOCORG29

Tag Name:

Inherited Universe:

Universe:

Universe Description:

Question Text:

Type: String

Length: 2

- Don't Know
- Refuse
- Empty

- On Input
- On Output

Array:

Special Instructions: NOTE: See HOCORG for how to set this field

Valid Values: 29 = Medical

98 = Refused

99 = Don't know

Instrument SAS Name: HOCORG29

Destination Data Set: EOPI

HOCORG30

Field

BSECT3BDEFGHI.BSect3I.HOCORG30

Description: Store - trash

Form Pane Label:

SAS Name: HOCORG30

Tag Name:

Inherited Universe:

Universe:

Universe Description:

Question Text:

Type: String

Length: 2

Don't Know

Refuse

Empty

On Input

On Output

Array:

Special Instructions: NOTE: See HOCORG for how to set this field

Valid Values: 30 = Trash

98 = Refused

99 = Don't know

Instrument SAS Name: HOCORG30

Destination Data Set: EOPI

Field

HOCORG31
BSECT3BDEFGHI.BSect3I.HOCORG31

Description: Store - other

Form Pane Label:

SAS Name: HOCORG31

Tag Name:

Inherited Universe:

Universe:

Universe Description:

Question Text:

Type: String

Length: 2

- Don't Know
- Refuse
- Empty

- On Input
- On Output

Array:

Special Instructions: NOTE: See HOCORG for how to set this field

Valid Values: 31 = Other

98 = Refused

99 = Don't know

Instrument SAS Name: HOCORG31

Destination Data Set: EOPI

COOPSP01

Field

BSECT3BDEFGHI.BSect3I.COOPSP01

Description: Store - repayment of loans by coop

Form Pane Label:

SAS Name: COOPSP01

Tag Name:

Inherited Universe:

Universe:

Universe Description:

Question Text:

Type: String

Length: 2

- Don't Know
- Refuse
- Empty

- On Input
- On Output

Array:

Special Instructions: NOTE: See COOPSP3 for how to set this field

Valid Values: 1 = repayment of loans by coop

98 = Refused

99 = Don't know

Instrument SAS Name: COOPSP01

Destination Data Set: EOPI

Field

COOPSP02
BSECT3BDEFGHI.BSect3I.COOPSP02

Description: Store - property taxes

Form Pane Label:

SAS Name: COOPSP02

Tag Name:

Inherited Universe:

Universe:

Universe Description:

Question Text:

Type: String

Length: 2

- Don't Know
- Refuse
- Empty

- On Input
- On Output

Array:

Special Instructions: NOTE: See COOPSP3 for how to set this field

Valid Values: 2 = Property Tax

98 = Refused

99 = Don't know

Instrument SAS Name: COOPSP02

Destination Data Set: EOPI

COOPSP03

Field

BSECT3BDEFGHI.BSect3I.COOPSP03

Description: Store - property ins.

Form Pane Label:

SAS Name: COOPSP03

Tag Name:

Inherited Universe:

Universe:

Universe Description:

Question Text:

Type: String

Length: 2

Don't Know

Refuse

Empty

On Input

On Output

Array:

Special Instructions: NOTE: See COOPSP3 for how to set this field

Valid Values: 3 = Property Insurance

98 = Refused

99 = Don't know

Instrument SAS Name: COOPSP03

Destination Data Set: EOPI

Field

COOPSP04
BSECT3BDEFGHI.BSect3I.COOPSP04

Description: Store - management

Form Pane Label:

SAS Name: COOPSP04

Tag Name:

Inherited Universe:

Universe:

Universe Description:

Question Text:

Type: String

Length: 2

- Don't Know
- Refuse
- Empty

- On Input
- On Output

Array:

Special Instructions: NOTE: See COOPSP3 for how to set this field

Valid Values: 4 = Management

98 = Refused

99 = Don't know

Instrument SAS Name: COOPSP04

Destination Data Set: EOPI

COOPSP05

Field

BSECT3BDEFGHI.BSect3I.COOPSP05

Description: Store - repairs

Form Pane Label:

SAS Name: COOPSP05

Tag Name:

Inherited Universe:

Universe:

Universe Description:

Question Text:

Type: String

Length: 2

- Don't Know
- Refuse
- Empty

- On Input
- On Output

Array:

Special Instructions: NOTE: See COOPSP3 for how to set this field

Valid Values: 5 = Repairs

98 = Refused

99 = Don't know

Instrument SAS Name: COOPSP05

Destination Data Set: EOPI

Field

COOPSP06
BSECT3BDEFGHI.BSect3I.COOPSP06

Description: Store - improvements

Form Pane Label:

SAS Name: COOPSP06

Tag Name:

Inherited Universe:

Universe:

Universe Description:

Question Text:

Type: String

Length: 2

- Don't Know
- Refuse
- Empty

- On Input
- On Output

Array:

Special Instructions: NOTE: See COOPSP3 for how to set this field

Valid Values: 6 = Improvements

98 = Refused

99 = Don't know

Instrument SAS Name: COOPSP06

Destination Data Set: EOPI

COOPSP07

Field

BSECT3BDEFGHI.BSect3I.COOPSP07

Description: Store - recreational

Form Pane Label:

SAS Name: COOPSP07

Tag Name:

Inherited Universe:

Universe:

Universe Description:

Question Text:

Type: String

Length: 2

- Don't Know
- Refuse
- Empty

- On Input
- On Output

Array:

Special Instructions: NOTE: See COOPSP3 for how to set this field

Valid Values: 7 = Recreational

98 = Refused

99 = Don't know

Instrument SAS Name: COOPSP07

Destination Data Set: EOPI

Field

COOPSP08
BSECT3BDEFGHI.BSect3I.COOPSP08

Description: Store - security

Form Pane Label:

SAS Name: COOPSP08

Tag Name:

Inherited Universe:

Universe:

Universe Description:

Question Text:

Type: String

Length: 2

- Don't Know
- Refuse
- Empty

- On Input
- On Output

Array:

Special Instructions: NOTE: See COOPSP3 for how to set this field

Valid Values: 8 = Security

98 = Refused

99 = Don't know

Instrument SAS Name: COOPSP08

Destination Data Set: EOPI

COOPSP09

Field

BSECT3BDEFGHI.BSect3I.COOPSP09

Description: Store - utilities

Form Pane Label:

SAS Name: COOPSP09

Tag Name:

Inherited Universe:

Universe:

Universe Description:

Question Text:

Type: String

Length: 2

- Don't Know
- Refuse
- Empty

- On Input
- On Output

Array:

Special Instructions: NOTE: See COOPSP3 for how to set this field

Valid Values: 9 = Utilities

98 = Refused

99 = Don't know

Instrument SAS Name: COOPSP09

Destination Data Set: EOPI

Field

COOPSP10
BSECT3BDEFGHI.BSect3I.COOPSP10

Description: Store - trash

Form Pane Label:

SAS Name: COOPSP10

Tag Name:

Inherited Universe:

Universe:

Universe Description:

Question Text:

Type: String

Length: 2

Don't Know

Refuse

Empty

On Input

On Output

Array:

Special Instructions: NOTE: See COOPSP3 for how to set this field

Valid Values: 10 = Trash

98 = Refused

99 = Don't know

Instrument SAS Name: COOPSP10

Destination Data Set: EOPI

COOPSP11

Field

BSECT3BDEFGHI.BSect3I.COOPSP11

Description: Store - other

Form Pane Label:

SAS Name: COOPSP11

Tag Name:

Inherited Universe:

Universe:

Universe Description:

Question Text:

Type: String

Length: 2

- Don't Know
- Refuse
- Empty

- On Input
- On Output

Array:

Special Instructions: NOTE: See COOPSP3 for how to set this field

Valid Values: 11 = Other

98 = Refused

99 = Don't know

Instrument SAS Name: COOPSP11

Destination Data Set: EOPI

Field

HOCOSP01
BSECT3BDEFGHI.BSect3I.HOCOSP01

Description: Store - management

Form Pane Label:

SAS Name: HOCOSP01

Tag Name:

Inherited Universe:

Universe:

Universe Description:

Question Text:

Type: String

Length: 2

- Don't Know
- Refuse
- Empty

- On Input
- On Output

Array:

Special Instructions: NOTE: See HOCOSP3 for how to set this field

Valid Values: 21 = Management

98 = Refused

99 = Don't know

Instrument SAS Name: HOCOSP01

Destination Data Set: EOPI

HOCOSP02

Field

BSECT3BDEFGHI.BSect3I.HOCOSP02

Description: Store - repairs

Form Pane Label:

SAS Name: HOCOSP02

Tag Name:

Inherited Universe:

Universe:

Universe Description:

Question Text:

Type: String

Length: 2

Don't Know

Refuse

Empty

On Input

On Output

Array:

Special Instructions: NOTE: See HOCOSP3 for how to set this field

Valid Values: 22 = Repairs

98 = Refused

99 = Don't know

Instrument SAS Name: HOCOSP02

Destination Data Set: EOPI

Field

HOCOSP03
BSECT3BDEFGHI.BSect3I.HOCOSP03

Description: Store - improvements

Form Pane Label:

SAS Name: HOCOSP03

Tag Name:

Inherited Universe:

Universe:

Universe Description:

Question Text:

Type: String

Length: 2

- Don't Know
- Refuse
- Empty

- On Input
- On Output

Array:

Special Instructions: NOTE: See HOCOSP3 for how to set this field

Valid Values: 23 = Improvements

98 = Refused

99 = Don't know

Instrument SAS Name: HOCOSP03

Destination Data Set: EOPI

HOCOSP04

Field

BSECT3BDEFGHI.BSect3I.HOCOSP04

Description: Store - utilities

Form Pane Label:

SAS Name: HOCOSP04

Tag Name:

Inherited Universe:

Universe:

Universe Description:

Question Text:

Type: String

Length: 2

Don't Know

Refuse

Empty

On Input

On Output

Array:

Special Instructions: NOTE: See HOCOSP3 for how to set this field

Valid Values: 24 = Utilities

98 = Refused

99 = Don't know

Instrument SAS Name: HOCOSP04

Destination Data Set: EOPI

Field

HOCOSP05
BSECT3BDEFGHI.BSect3I.HOCOSP05

Description: Store - parking

Form Pane Label:

SAS Name: HOCOSP05

Tag Name:

Inherited Universe:

Universe:

Universe Description:

Question Text:

Type: String

Length: 2

- Don't Know
- Refuse
- Empty

- On Input
- On Output

Array:

Special Instructions: NOTE: See HOCOSP3 for how to set this field

Valid Values: 25 = Parking

98 = Refused

99 = Don't know

Instrument SAS Name: HOCOSP05

Destination Data Set: EOPI

HOCOSP06

Field

BSECT3BDEFGHI.BSect3I.HOCOSP06

Description: Store - recreational

Form Pane Label:

SAS Name: HOCOSP06

Tag Name:

Inherited Universe:

Universe:

Universe Description:

Question Text:

Type: String

Length: 2

- Don't Know
- Refuse
- Empty

- On Input
- On Output

Array:

Special Instructions: NOTE: See HOCOSP3 for how to set this field

Valid Values: 26 = Recreational

98 = Refused

99 = Don't know

Instrument SAS Name: HOCOSP06

Destination Data Set: EOPI

Field

HOCOSP07
BSECT3BDEFGHI.BSect3I.HOCOSP07

Description: Store - security

Form Pane Label:

SAS Name: HOCOSP07

Tag Name:

Inherited Universe:

Universe:

Universe Description:

Question Text:

Type: String

Length: 2

- Don't Know
- Refuse
- Empty

- On Input
- On Output

Array:

Special Instructions: NOTE: See HOCOSP3 for how to set this field

Valid Values: 27 = Security

98 = Refused

99 = Don't know

Instrument SAS Name: HOCOSP07

Destination Data Set: EOPI

HOCOSP08

Field

BSECT3BDEFGHI.BSect3I.HOCOSP08

Description: Store - maid

Form Pane Label:

SAS Name: HOCOSP08

Tag Name:

Inherited Universe:

Universe:

Universe Description:

Question Text:

Type: String

Length: 2

- Don't Know
- Refuse
- Empty

- On Input
- On Output

Array:

Special Instructions: NOTE: See HOCOSP3 for how to set this field

Valid Values: 28 = Maid
98 = Refused
99 = Don't know

Instrument SAS Name: HOCOSP08

Destination Data Set: EOPI

Field

HOCOSP09
BSECT3BDEFGHI.BSect3I.HOCOSP09

Description: Store - medical

Form Pane Label:

SAS Name: HOCOSP09

Tag Name:

Inherited Universe:

Universe:

Universe Description:

Question Text:

Type: String

Length: 2

- Don't Know
- Refuse
- Empty

- On Input
- On Output

Array:

Special Instructions: NOTE: See HOCOSP3 for how to set this field

Valid Values: 29 = Medical

98 = Refused

99 = Don't know

Instrument SAS Name: HOCOSP09

Destination Data Set: EOPI

HOCOSP10

Field

BSECT3BDEFGHI.BSect3I.HOCOSP10

Description: Store - trash

Form Pane Label:

SAS Name: HOCOSP10

Tag Name:

Inherited Universe:

Universe:

Universe Description:

Question Text:

Type: String

Length: 2

- Don't Know
- Refuse
- Empty

- On Input
- On Output

Array:

Special Instructions: NOTE: See HOCOSP3 for how to set this field

Valid Values: 30 = Trash

98 = Refused

99 = Don't know

Instrument SAS Name: HOCOSP10

Destination Data Set: EOPI

Field

HOCOSP11
BSECT3BDEFGHI.BSect3I.HOCOSP11

Description: Store - other

Form Pane Label:

SAS Name: HOCOSP11

Tag Name:

Inherited Universe:

Universe:

Universe Description:

Question Text:

Type: String

Length: 2

- Don't Know
- Refuse
- Empty

- On Input
- On Output

Array:

Special Instructions: NOTE: See HOCOSP3 for how to set this field

Valid Values: 11 = Other

98 = Refused

99 = Don't know

Instrument SAS Name: HOCOSP11

Destination Data Set: EOPI

SPCLPAY

Field

BSECT3BDEFGHI.BSect3I.SPCLPAY

Description:

Form Pane Label:

SAS Name: SPCLPAY

Tag Name:

Inherited Universe:

Universe:

Universe Description:

Question Text:

Type: String

Length: 1

- Don't Know
- Refuse
- Empty

- On Input
- On Output

Array:

Special Instructions: NOTE: SPCLPAY is created as an output variable to hold value of SPCLPAY1 or SPCLPAY2

See SPCLPAY1 and SPCLPAY2 for how to set this field

Valid Values: 1, 2, DK, RF

Instrument SAS Name: SPCLPAY

Destination Data Set: EOPI

Field

SPEC_ALX
BSECT3BDEFGHI.BSect3I.SPEC_ALX

Description: Range edit flag for SPECIALX

Form Pane Label:

SAS Name: SPEC_ALX

Tag Name:

Inherited Universe:

Universe:

Universe Description:

Question Text:

Type: String

Length: 2

- Don't Know
- Refuse
- Empty

- On Input
- On Output

Array:

Special Instructions: NOTE: See ERR1_SPECIALX for how to set this field

Valid Values: A1 = Range edit failed
(ERR1 check was suppressed)

Blank = Range edit passed

Instrument SAS Name: SPEC_ALX

Destination Data Set: EOPI

GRND_NTX

Field

BSECT3BDEFGHI.BSect3I.GRND_NTX

Description: Range edit flag for GRNDRNTX

Form Pane Label:

SAS Name: GRND_NTX

Tag Name:

Inherited Universe:

Universe:

Universe Description:

Question Text:

Type: String

Length: 2

- Don't Know
- Refuse
- Empty

- On Input
- On Output

Array:

Special Instructions: NOTE: See ERR1_GRNDRNTX for how to set this field

Valid Values: A1 = Range edit failed
(ERR1 check was suppressed)

Blank = Range edit passed

Instrument SAS Name: GRND_NTX

Destination Data Set: EOPI

Field

MGOT_PYX
BSECT3BDEFGHI.BSect3I.MGOT_PYX

Description: Range edit flag for MGOTHPYX

Form Pane Label:

SAS Name: MGOT_PYX

Tag Name:

Inherited Universe:

Universe:

Universe Description:

Question Text:

Type: String

Length: 2

Don't Know

Refuse

Empty

On Input

On Output

Array:

Special Instructions: NOTE: See ERR1_MGOTHPYX for how to set this field

Valid Values: A1 = Range edit failed
(ERR1 check was suppressed)

Blank = Range edit passed

Instrument SAS Name: MGOT_PYX

Destination Data Set: EOPI

MGOT_ERX

Field

BSECT3BDEFGHI.BSect3I.MGOT_ERX

Description: Range edit flag for MGOTHERX

Form Pane Label:

SAS Name: MGOT_ERX

Tag Name:

Inherited Universe:

Universe:

Universe Description:

Question Text:

Type: String

Length: 2

- Don't Know
- Refuse
- Empty

- On Input
- On Output

Array:

Special Instructions: NOTE: See ERR1_MGOTHERX for how to set this field

Valid Values: A1 = Range edit failed
(ERR1 check was suppressed)

Blank = Range edit passed

Instrument SAS Name: MGOT_ERX

Destination Data Set: EOPI

Field

SPECLX_
BSECT3BDEFGHI.BSect3I.SPECLX_

Description: Range edit flag for SPECLX

Form Pane Label:

SAS Name: SPECLX_

Tag Name:

Inherited Universe:

Universe:

Universe Description:

Question Text:

Type: String

Length: 2

- Don't Know
- Refuse
- Empty

- On Input
- On Output

Array:

Special Instructions: NOTE: See ERR1_SPECLX for how to set this field

Valid Values: A1 = Range edit failed
(ERR1 check was suppressed)

Blank = Range edit passed

Instrument SAS Name: SPECLX_

Destination Data Set: EOPI

ASSESSX_

Field

BSECT3BDEFGHI.BSect3I.ASSESSX_

Description: Range edit flag for ASSESSX

Form Pane Label:

SAS Name: ASSESSX_

Tag Name:

Inherited Universe:

Universe:

Universe Description:

Question Text:

Type: String

Length: 2

- Don't Know
- Refuse
- Empty

- On Input
- On Output

Array:

Special Instructions: NOTE: See ERR1_ASSESSX for how to set this field

Valid Values: A1 = Range edit failed
(ERR1 check was suppressed)

Blank = Range edit passed

Instrument SAS Name: ASSESSX_

Destination Data Set: EOPI

Field

RNTEQVX_
BSECT3BDEFGHI.BSect3I.RNTEQVX_

Description: Range edit flag for RNTEQVX

Form Pane Label:

SAS Name: RNTEQVX_

Tag Name:

Inherited Universe:

Universe:

Universe Description:

Question Text:

Type: String

Length: 2

- Don't Know
- Refuse
- Empty

- On Input
- On Output

Array:

Special Instructions: NOTE: See ERR1_RNTEQVX for how to set this field

Valid Values: A1 = Range edit failed
(ERR1 check was suppressed)

Blank = Range edit passed

Instrument SAS Name: RNTEQVX_

Destination Data Set: EOPI

RNTE_V2X

Field

BSECT3BDEFGHI.BSect3I.RNTE_V2X

Description: Range edit flag for RNTEQV2X

Form Pane Label:

SAS Name: RNTE_V2X

Tag Name:

Inherited Universe:

Universe:

Universe Description:

Question Text:

Type: String

Length: 2

- Don't Know
- Refuse
- Empty

- On Input
- On Output

Array:

Special Instructions: NOTE: See ERR1_RNTEQV2X for how to set this field

Valid Values: A1 = Range edit failed
(ERR1 check was suppressed)

Blank = Range edit passed

Instrument SAS Name: RNTE_V2X

Destination Data Set: EOPI

Field

RNTE_V3X
BSECT3BDEFGHI.BSect3I.RNTE_V3X

Description: Range edit flag for RNTEQV3X

Form Pane Label:

SAS Name: RNTE_V3X

Tag Name:

Inherited Universe:

Universe:

Universe Description:

Question Text:

Type: String

Length: 2

- Don't Know
- Refuse
- Empty

- On Input
- On Output

Array:

Special Instructions: NOTE: See ERR1_RNTEQV3X for how to set this field

Valid Values: A1 = Range edit failed
(ERR1 check was suppressed)

Blank = Range edit passed

Instrument SAS Name: RNTE_V3X

Destination Data Set: EOPI

PROP_ALX

Field

BSECT3BDEFGHI.BSect3I.PROP_ALX

Description: Range edit flag for PROPVALX

Form Pane Label:

SAS Name: PROP_ALX

Tag Name:

Inherited Universe:

Universe:

Universe Description:

Question Text:

Type: String

Length: 2

- Don't Know
- Refuse
- Empty

- On Input
- On Output

Array:

Special Instructions: NOTE: See ERR1_PROPVALX for how to set this field

Valid Values: A1 = Range edit failed
(ERR1 check was suppressed)

Blank = Range edit passed

Instrument SAS Name: PROP_ALX

Destination Data Set: EOPI

Field

PRPV_L2X
BSECT3BDEFGHI.BSect3I.PRPV_L2X

Description: Range edit flag for PRPVAL2X

Form Pane Label:

SAS Name: PRPV_L2X

Tag Name:

Inherited Universe:

Universe:

Universe Description:

Question Text:

Type: String

Length: 2

- Don't Know
- Refuse
- Empty

- On Input
- On Output

Array:

Special Instructions: NOTE: See ERR1_PRPVAL2X for how to set this field

Valid Values: A1 = Range edit failed
(ERR1 check was suppressed)

Blank = Range edit passed

Instrument SAS Name: PRPV_L2X

Destination Data Set: EOPI

OPI_STAT

Field

BSECT3BDEFGHI.BSect3I.OPI_STAT

Description: Record status

Form Pane Label:

SAS Name: REC_STAT

Tag Name:

Inherited Universe:

Universe:

Universe Description:

Question Text:

Type: String

Length: 1

- Don't Know
- Refuse
- Empty

- On Input
- On Output

Array:

Special Instructions: NOTE: See S3I_END for how to set this field

Valid Values: 1 = Active Record

Instrument SAS Name: OPI_STAT

Destination Data Set: EOPI

Field

OPI_ORIG
BSECT3BDEFGHI.BSect3I.OPI_ORIG

Description: Record origin

Form Pane Label:

SAS Name: REC_ORIG

Tag Name:

Inherited Universe:

Universe:

Universe Description:

Question Text:

Type: String

Length: 1

- Don't Know
- Refuse
- Empty

- On Input
- On Output

Array:

Special Instructions: NOTE: See S3I_END for how to set this field

Valid Values: 1 = Data from current month interview

Instrument SAS Name: OPI_ORIG

Destination Data Set: EOPI

ANYRENT

ANYRENT

Field

Description: Any rented houses or apartments

Form Pane Label: Any Rental Properties

SAS Name: ANYRENT

Tag Name: ANYRENT

Inherited Universe:

Universe: OWNED = 1 AND section 3 = complete

Universe Description:

Question Text: Since the first of ^REF_MONTH have ^YOU_ANYMEM rented any houses, apartments, or temporary living quarters NOT used entirely for business or vacation?

✦ Do NOT include college or university regulated housing.

Fills: REF_MONTH

Instructions: Set REF_MONTH = 3 months before the interview.
Calculated by taking the INTPER from record type 10 to come up with the base month to start from.

Fills: YOU_ANYMEM

Instructions: IF NUMHOUSE = 1 then fill "you"
ELSE fill "you or any members of your household"

Type: Enumerated

Length: 1

Answer List: TYesNo

Value:	Mnemonic:	Description:
1	Yes	Yes
2	No	No

- Don't Know
- Refuse
- Empty

On Input

On Output

Store Instructions: 1. If entry of 2, DK or RF then set section 2 complete flag. (Store "Yes" in SECTCOMP(2))

2. When ANYRENT = 1, set SAMP_UN = 2 for this property

Array:

Skip Instructions: 1: Goto RENTX1

2,DK,RF: Goto Section 4

Instrument SAS Name: ANYRENT

Destination Data Set: ERNT

SECT02B

SECT02B

Block

Description: Rented Living Quarters

Tab Name: S2B

Fly Over Name: S2B - Rented Living Quarters

Universe Type: If

Inherited Universe:

Universe: (BSECT02.OWNED = 1 or (there is a record with 8500.OWNYB = 100 on the SCIF))
AND BSECT3.ANYRENT = 1

Universe Description:

Array:

Block Instructions: 1. Max Number: 5\
\
2. Section Label: Section 2 - Rented Living Quarters

Field

INCLUDE_02
INCLUDE_02

Description: Include Block BSECT02.BRENT02

Form Pane Label:

SAS Name:

Tag Name:

Inherited Universe:

Universe:

Universe Description:

Question Text:

Type: Classification

Length: 0

- Don't Know
- Refuse
- Empty

- On Input
- On Output

Array:

Special Instructions: Include Block BSECT02.BRENT02 here

S2_END

Field

S2_END

Description: End of Section 2

Form Pane Label:

SAS Name:

Tag Name:

Inherited Universe:

Universe: (MORERNT = 2, DK or RF) OR (BSECT3.ANYRENT = 2, DK or RF)

Universe Description:

Question Text:

Type: Classification

Length: 0

- Don't Know
- Refuse
- Empty

- On Input
- On Output

Store Instructions: IF MORERNT = 2, DK or RF OR BSECT3.ANYRENT = 2, DK or RF
then set section complete flag. -
(Store "Yes" in Sectcomp(2))

Array:

Skip Instructions: Goto Section 4 - BSECTION4

Block

BSECTION4
BSECTION4

Description: Utilities and Fuels for Owned and Rented Properties

Tab Name: S4

Fly Over Name: S4 - Utilities

Universe Type: If

Inherited Universe:

Universe: (SECTCOMP[3] = Yes) AND (BFront.START <> 3-5) AND
(BCeintro.CE_INTRO = 1)

Universe Description: All interviews where section 3 is complete

Array:

Block Instructions:

S4A_INTRO

S4A_INTRO

Field

Description: Introduction

Form Pane Label: Introduction

SAS Name:

Tag Name: S4A_INTRO

Inherited Universe:

Universe:

Universe Description:

Question Text: Now I am going to ask about utilities including telephone bills. Please refer to any billing statements or other records you have when answering these questions.

Please remember to include any bills you receive or pay online or have automatically deducted.

Report any bill you have received, even if the bill has not been paid.

Description Amount1 Amount2 Amount3
(TELCOMP) (TELCHGX1) (TELCHGX2) (TELCHGX3)

Type: Enumerated

Length: 1

Answer List: TContinue

Value:	Mnemonic:	Description:
1	Continue	Enter 1 to Continue

- Don't Know
- Refuse
- Empty

- On Input
- On Output

Array:

Skip Instructions: Goto TELEBILL

Instrument SAS Name: S4A_INTRO

Destination Data Set: EUTA

TELEBILL

TELEBILL

Field

Description: Bills for tel/pager, internet, cable TV, or satellite TV services

Form Pane Label: Any Bills

SAS Name:

Tag Name: TELEBILL

Inherited Universe:

Universe: S4A_INTRO = 1

Universe Description:

Help Screen: H_S4A

Question Text:  12 ? [F1]

Since the first of ^REF_MONTH, have ^YOU_ANYMEM received any bills for telephone, internet, cable TV, or satellite TV services, including cellular and Voice Over IP? Do not include bills for telephones used entirely for business purposes.

Fills: YOU_ANYMEM

Instructions: IF NUMHOUSE = 1 then fill "you"
ELSE fill "you or any members of your household"

Fills: REF_MONTH

Instructions: Set REF_MONTH = 3 months before the interview.
Calculated by taking the INTPER from record type 10 to come up with the base month to start from.

Type: Enumerated

Length: 1

Answer List: TYesNo

Value:	Mnemonic:	Description:
1	Yes	Yes
2	No	No

- Don't Know
- Refuse
- Empty

- On Input
- On Output

Array:

Skip Instructions: 1: Goto TblPhone Block

2,DK,RF: Goto TblPhone.S4A_END

Instrument SAS Name: TELEBILL

Destination Data Set: EUTA

TBLPHONE

TBLPHONE

Block

Description: Telephone Expenses

Tab Name:

Fly Over Name:

Universe Type: If

Inherited Universe:

Universe: TELEBILL = 1

Universe Description: Yes, received bills for telephone services

Array:

Block Instructions: 1. Max number of grid lines: 20

2. Pre-chart

o Follow pre-chart standards. (See attachment on the field Prechart_Standards.)

o See the attachment on the variable Input_Setup_Specifications for specific prechart information

Block

BSECTION04A
TBLPHONE.BSECTION04A

Description:

Tab Name:
Fly Over Name:
Universe Type: lf

Inherited Universe:

Universe:

Universe Description:

Array:

Block Instructions: IF there are any records on the SCIF with 850005.TELCOMP =
ENTRY then goto PREVCOMP
ELSE goto TELCOMP

PREVCOMP

Field

TBLPHONE.BSECTION04A.PREVCOMP

Description: Previous Company

Form Pane Label: Comp

SAS Name:

Tag Name: PREVCOMP

Inherited Universe:

Universe: At least one record on the SCIF with 850005.TELCOMP = ENTRY

Universe Description:

Question Text: ^PREVCOMP_fill?

<u>Description</u>	<u>Amount1</u>	<u>Amount2</u>	<u>Amount3</u>
(TELCOMP)	(TELCHGX1)	(TELCHGX2)	(TELCHGX3)

Fills: PREVCOMP_fill

Instructions: IF ROW Number = 1 then fill "We will review these expenses by bills you've received. What is the name of the first company you received a bill for"
 ELSE fill "What is the name of the next company"

Type: Enumerated

Length: 3

Answer List: TPREVCOMP

Value:	Mnemonic:	Description:
1	p1	^Temprevcomp[1]
2	p2	^Temprevcomp[2]
3	p3	^Temprevcomp[3]
4	p4	^Temprevcomp[4]
5	p5	^Temprevcomp[5]
6	p6	^Temprevcomp[6]
7	p7	^Temprevcomp[7]
8	p8	^Temprevcomp[8]
9	p9	^Temprevcomp[9]
10	p10	^Temprevcomp[10]
11	p11	^Temprevcomp[11]
12	p12	^Temprevcomp[12]

13	p13	^Temptprevcomp[13]
14	p14	^Temptprevcomp[14]
15	p15	^Temptprevcomp[15]
16	p16	^Temptprevcomp[16]
17	p17	^Temptprevcomp[17]
18	p18	^Temptprevcomp[18]
19	p19	^Temptprevcomp[19]
20	p20	^Temptprevcomp[20]
55	p21	Company name not listed
888	p22	Delete the line

- Don't Know
- Refuse
- Empty

- On Input
- On Output

- Store Instructions:**
1. Store company name selected in TELCOMP and show TELCOMP
 2. IF PREVCOMP = 888, set TELCOMP = 888
IF PREVCOMP = 888 then "SHOW" the fields in the row

Array:

Skip Instructions: 1-20: IF BCeintro.BUSCREEN = 2 goto TELCHGX1
ELSE goto TELBSNS

55: Goto TELCOMP

888: Goto TELOTH

Instrument SAS Name: PREVCOMP

TELCOMP

Field

TBLPHONE.BSECTION04A.TELCOMP

Description: Company name

Form Pane Label: Comp name

SAS Name: TELCOMP

Tag Name: TELCOMP

Inherited Universe:

Universe: (No records on SCIF with 8500.TELCOMP = ENTRY) OR
PREVCOMP = 55

Universe Description: No previously reported service providers or a new service provider

Question Text: ^Telcom_fill2

✦ Enter 888 to delete the line

<u>Description</u>	<u>Amount1</u>	<u>Amount2</u>	<u>Amount3</u>
(TELCOMP)	(TELCHGX1)	(TELCHGX2)	(TELCHGX3)

Fills: Telcom_fill2

Instructions: IF PREVCOMP = 55, Fill '✦ Enter company name'

ELSEIF Row number = 1 then fill "We will review these expenses by bills you've received. What is the name of the first company you recieved a bill for?"

ELSE, fill "What is the name of the next company?"

Type: String

Length: 30

- Don't Know
- Refuse
- Empty

- On Input
- On Output

Array:

Special Instructions: IF TELCOMP = 888 then "SHOW" the fields in the row

Skip Instructions: 888: Goto TELOTH

All others: IF Uppercase version of the entry is "NETFLIX" or "HULU" then goto
CK_TELCOMP
ELSEIF BCeintro.BUSCREEN = 2 goto TELCHGX1
ELSE goto TELBSNS

Instrument SAS Name: TELCOMP

Destination Data Set: EUTA

CK_TELCOMP

Check

TBLPHONE.BSECTION04A.CK_TELCOMP

Description: Company name is Netflix or Hulu

Inherited Universe:

Universe: Uppercase version of the entry in TELCOMP = "NETFLIX" or "HULU"

Universe Description:

Text: ♦ Internet video streaming services, such as Netflix and Hulu, are collected in Section 17 under "Rented video files or DVDs or streaming video subscriptions."

Please delete this line by entering 888 in TELCOMP

Check Instructions:

Type: Hard

Skip Instructions: Go back to TELCOMP

Field

TELBSNS
TBLPHONE.BSECTION04A.TELBSNS

Description: any part business expense

Form Pane Label: Bus exp

SAS Name: TELBSNS

Tag Name: TELBSNS

Inherited Universe:

Universe: ((TELCOMP <> 888) OR (PREVCOMP = 1-20)) AND
BCeintro.BUSCREEN <> 2

Universe Description:

Question Text: Will any of the charges be deducted as a business expense?

Description Amount1 Amount2 Amount3
(TELCOMP) (TELCHGX1) (TELCHGX2) (TELCHGX3)

Type: Enumerated

Length: 1

Answer List: TYesNo

Value:	Mnemonic:	Description:
1	Yes	Yes
2	No	No

- Don't Know
- Refuse
- Empty

- On Input
- On Output

Array:

Skip Instructions: 1: Goto TELBSNZ

2,DK,RF: Goto TELCHGX1

Instrument SAS Name: TELBSNS

Destination Data Set: EUTA

Field

TELBSNZ
TBLPHONE.BSECTION04A.TELBSNZ

Description: What percent business

Form Pane Label: % Ded

SAS Name: TELBSNZ

Tag Name: TELBSNZ

Inherited Universe:

Universe: TELBSNS = 1

Universe Description: Yes, some of the charges will be deducted as a business expense

Question Text: What percentage will be deducted?

<u>Description</u>	<u>Amount1</u>	<u>Amount2</u>	<u>Amount3</u>
(TELCOMP)	(TELCHGX1)	(TELCHGX2)	(TELCHGX3)

Type: Integer

Length: 3

Min: 1

Max: 100

Don't Know

Refuse

Empty

On Input

On Output

Store Instructions: IF TELNSNZ = 100 then set UTA_STAT = 1 and UTA_ORIG = 1.

Array:

Skip Instructions: 1-99,DK,RF: Goto TELCHGX1

100: Goto CK_TELBSNZ

Instrument SAS Name: TELBSNZ

Destination Data Set: EUTA

CK_TELBSNZ

Check

TBLPHONE.BSECTION04A.CK_TELBSNZ

Description: 100% business deduction

Inherited Universe:

Universe: TELBSNZ = 100

Universe Description: All of the charges will be deducted as a business expense

Text: * 100% WAS ENTERED.

PLEASE VERIFY

Check Instructions: IF suppressed and PREVCOMP = 1-20 then
set PREVCOMP = 888 and TELCOMP = 888
ELSEIF suppressed then set TELCOMP = 888

Type: Soft

Skip Instructions: Suppress: Goto TELOTH

All others, go back to TELBSNZ

Field

TELCHGX1
TBLPHONE.BSECTION04A.TELCHGX1

Description: total amount of bill in ref month

Form Pane Label: \$ Ref month

SAS Name: TELCHGX1

Tag Name: TELCHGX1

Inherited Universe:

Universe: (TELBSNZ = 1-99, DK or RF) OR (TELBSNS = 2, DK or RF) OR
(BCeintro.BUSCREEN = 2 AND (PREVCOMP = 1-20 or TELCOMP <> 888))

Universe Description:

Question Text: How much were you billed for in ^REF_MONTH?
Do not include any unpaid charges from a previous billing period.

<u>Description</u>	<u>Amount1</u>	<u>Amount2</u>	<u>Amount3</u>
(TELCOMP)	(TELCHGX1)	(TELCHGX2)	(TELCHGX3)

Fills: REF_MONTH

Instructions: Set REF_MONTH = 3 months before the interview.
Calculated by taking the INTPER from record type 10 to come up with the base month to start from.

Type: Integer

Length: 7

Min: 0

Max: 999999

Don't Know

Refuse

Empty

On Input

On Output

Store Instructions: IF TELCHGX1 = 7-400, 0, DK or RF then set TELC_GX1 = EMPTY

Array:

Special Instructions: Display a \$ and comma in the entry field.

Skip Instructions: 1-999999: IF entry lt 7 or gt 400 then goto ERR1_TELCHGX1
ELSE goto TELCHGX2

0,DK,RF: Goto TELCHGX2

Instrument SAS Name: TELCHGX1

Destination Data Set: EUTA

Check

ERR1_TELCHGX1
TBLPHONE.BSECTION04A.ERR1_TELCHGX1

Description: Out of Range Check

Inherited Universe:

Universe: (TELCHGX1 lt 7 or gt 400) AND
TELCHGX1 <> 0 and TELCHGX1 <> DK and TELCHGX1 <> RF

Universe Description:

Text: * THE VALUE ENTERED IS UNUSUALLY HIGH OR LOW

PLEASE VERIFY AND IF CORRECT, ENTER ITEM LEVEL NOTE

Check Instructions: IF Suppressed then set TELC_GX1 = A1

Type: Soft

Skip Instructions: Suppress: Goto TELCHGX2

All others, go back to TELCHGX1

TELCHGX2

Field

TBLPHONE.BSECTION04A.TELCHGX2

Description: total amount of bill in second month

Form Pane Label: \$ month 2

SAS Name: TELCHGX2

Tag Name: TELCHGX2

Inherited Universe:

Universe: TELCHGX1 = 0-999999, DK or RF

Universe Description:

Question Text: How much were you billed for in ^TWO_MONTH?
Do not include any unpaid charges from a previous billing period.

<u>Description</u>	<u>Amount1</u>	<u>Amount2</u>	<u>Amount3</u>
(TELCOMP)	(TELCHGX1)	(TELCHGX2)	(TELCHGX3)

Fills: TWO_MONTH

Instructions: TWO_MONTH = month 2 months before the interview.

Calculated by taking the INTPER from record type 10 to come up with the base month to start from.

Type: Integer

Length: 7

Min: 0

Max: 999999

Don't Know
 Refuse
 Empty

On Input
 On Output

Store Instructions: IF TELCHGX2 = 7-400, 0, DK or RF then set TELC_GX2 = EMPTY

Array:

Special Instructions: Display a \$ and comma in the entry field.

Skip Instructions: 1-999999: IF entry lt 7 or gt 400 then goto ERR1_TELCHGX2
ELSE goto TELCHGX3

0,DK,RF: Goto TELCHGX3

Instrument SAS Name: TELCHGX2

Destination Data Set: EUTA

ERR1_TELCHGX2

Check

TBLPHONE.BSECTION04A.ERR1_TELCHGX2

Description: Out of Range Check

Inherited Universe:

Universe: (TELCHGX2 lt 7 or gt 400) AND
TELCHGX2 <> 0 and TELCHGX2 <> DK and TELCHGX2 <> RF

Universe Description:

Text: * THE VALUE ENTERED IS UNUSUALLY HIGH OR LOW

PLEASE VERIFY AND IF CORRECT, ENTER ITEM LEVEL NOTE

Check Instructions: IF suppressed then set TELC_GX2 = A1

Type: Soft

Skip Instructions: Suppress: Goto TELCHGX3

All others, go back to TELCHGX2

Field

TELCHGX3
TBLPHONE.BSECTION04A.TELCHGX3

Description: total amount of bill in last month

Form Pane Label: \$ Last month

SAS Name: TELCHGX3

Tag Name: TELCHGX3

Inherited Universe:

Universe: TELCHGX2 = 0-999999, DK or RF

Universe Description:

Question Text: How much were you billed for in ^LAST_MONTH?
Do not include any unpaid charges from a previous billing period.

<u>Description</u>	<u>Amount1</u>	<u>Amount2</u>	<u>Amount3</u>
(TELCOMP)	(TELCHGX1)	(TELCHGX2)	(TELCHGX3)

Fills: LAST_MONTH

Instructions: LAST_MONTH = last month before the interview.

Calculated by taking the INTPER from record type 10 to come up with the base month to start from.

Type: Integer

Length: 7

Min: 0

Max: 999999

Don't Know

Refuse

Empty

On Input

On Output

Store Instructions: IF TELCHGX3 = 7-400, 0, DK or RF then set TELC_GX3 = EMPTY

Array:

Special Instructions: Display a \$ and comma in the entry field.

Skip Instructions: 1-999999: IF entry lt 7 or gt 400 then goto ERR1_TELCHGX3
ELSEIF TELCHGX1 = 0 OR TELCHGX2 = 0
then goto BILPERD
ELSE goto TELSERSV

0: Goto BILPERD

DK,RF: IF TELCHGX1 = 0 OR TELCHGX2 = 0 then goto BILPERD
ELSE goto TELSERSV

Instrument SAS Name: TELCHGX3

Destination Data Set: EUTA

Check

ERR1_TELCHGX3
TBLPHONE.BSECTION04A.ERR1_TELCHGX3

Description: Out of Range Check

Inherited Universe:

Universe: (TELCHGX3 lt 7 or gt 400) and
TELCHGX3 <> 0 and TELCHGX3 <> DK and TELCHGX3 <> RF

Universe Description:

Text: * THE VALUE ENTERED IS UNUSUALLY HIGH OR LOW

PLEASE VERIFY AND IF CORRECT, ENTER ITEM LEVEL NOTE

Check Instructions: IF suppressed then set TELC_GX3 = A1

Type: Soft

Skip Instructions: Suppress: IF TELCHGX1 = 0 OR TELCHGX2 = 0 then goto BILPERD
ELSE goto TELSERSV

All others, go back to TELCHGX3

BILPERD

Field

TBLPHONE.BSECTION04A.BILPERD

Description: Billing Period

Form Pane Label: Bill Perd

SAS Name: BILPERD

Tag Name: BILPERD

Inherited Universe:

Universe: TELCHGX1 = 0 OR TELCHGX2 = 0 OR TELCHGX3 = 0

Universe Description:

Question Text: What is your usual billing period for this service?

Description Amount1 Amount2 Amount3
(TELCOMP) (TELCHGX1) (TELCHGX2) (TELCHGX3)

Type: Enumerated

Length: 1

Answer List: TBillPeriod

Value:	Mnemonic:	Description:
1	Month1	Month
2	Month2	2 months
3	Quarter	Quarter
4	Annual	Annual
5	Other	Other

- Don't Know
- Refuse
- Empty

- On Input
- On Output

Array:

Skip Instructions: Goto TELSERSV

Instrument SAS Name: BILPERD

Destination Data Set: EUTA

TELSERV

Field

TBLPHONE.BSECTION04A.TELSERV

Description: Service items included in bill

Form Pane Label: Tel Serv

SAS Name:

Tag Name: TELSERV

Inherited Universe:

Universe:

Universe Description:

Help Screen: H_S4A

Question Text:  12 ? [F1]

Which of the following items were included in the bill(s) -

- Read each item on list.
Enter all that apply, separate with commas.

Description Amount1 Amount2 Amount3
(TELCOMP) (TELCHGX1) (TELCHGX2) (TELCHGX3)

Type: Set

Max Number of Values: 3

Length: 1

Answer List: Ttelserv

Value:	Mnemonic:	Description:
1	Telephone	Telephone service (mobile, residential, or Voiceover IP)?
2	Internet	Internet service (including broadband, DSL, and dial-up)?
3	Cable	Cable or satellite television service?

- Don't Know
- Refuse
- Empty

- On Input
- On Output

Store Instructions: IF 1 is selected then set TPHONE = 1

IF 1 is NOT selected then set TPHONE = 2

IF 2 is selected then set TINTNET = 1

IF 2 is NOT selected then set TINTNET = 2

IF 3 is selected then set TCABLE = 1

IF 3 is NOT selected then set TCABLE = 2

IF DK or RF is entered then

set TPHONE = 8

set TINTNET = 8

set TCABLE = 8

Array:

Special Instructions: Answer list descriptions should be in bold black

Skip Instructions: IF 1 is selected goto TYPETEL

ELSEIF more than one item is selected then goto TELBLPRS

ELSE goto TELOTH

Instrument SAS Name: TELSERV

Destination Data Set: EUTA

TYPETEL

Field

TBLPHONE.BSECTION04A.TYPETEL

Description: types of service

Form Pane Label: Type serv

SAS Name:

Tag Name: TYPETEL

Inherited Universe:

Universe: 1 selected in TELSERV

Universe Description:

Help Screen: H_S4A

Question Text:  12 ? [F1]

What types of telephone services did the bill include -

- Read each item on list.
- Enter all that apply, separate with commas.

Description Amount1 Amount2 Amount3
(TELCOMP) (TELCHGX1) (TELCHGX2) (TELCHGX3)

Type: Set

Max Number of Values: 2

Length: 1

Answer List: TPhoneType

Value:	Mnemonic:	Description:
1	Residential	Residential Service including Voice over IP?
2	Mobile	Mobile or Cellular Service including prepaid?

- Don't Know
- Refuse
- Empty

- On Input
- On Output

Store Instructions: IF 1 is selected then set TELRESD = 1

IF 2 is selected then set TELCELL = 2

IF DK is selected then set TELRESD = 9 and TELCELL = 9

IF RF is selected then set TELRESD = 8 and TELCELL = 8

Array:

Special Instructions: Answer list descriptions should be in bold black.

Skip Instructions: IF more than 1 item is selected in TELSERV then goto TELBLPRS
ELSE goto TELOTH

Instrument SAS Name: TYPETEL

TELBLPRS

Field

TBLPHONE.BSECTION04A.TELBLPRS

Description: Referred to bills

Form Pane Label: Referred to Bills

SAS Name: TELBLPRS

Tag Name: TELBLPRS

Inherited Universe:

Universe: More than 1 item is selected in TELSERV

Universe Description:

Question Text: ♦ Is respondent referring to a detailed bill, including online or digital?
Do not include checkbooks

Type: Enumerated

Length: 1

Answer List: TYesNo

Value:	Mnemonic:	Description:
1	Yes	Yes
2	No	No

- Don't Know
- Refuse
- Empty

- On Input
- On Output

Array:

Skip Instructions: 1: IF 2 selected in TELSERV and TELCHGX1 =1-999999, DK or RF then goto TINTNTX1
ELSEIF 2 selected in TELSERV and TELCHGX2 =1-999999, DK or RF then goto TINTNTX2
ELSEIF 2 selected in TELSERV and TELCHGX3 =1-999999, DK or RF then goto TINTNTX3
ELSEIF 3 selected in TELSERV and TELCHGX1 =1-999999, DK or RF then goto TCABLEX1
ELSEIF 3 selected in TELSERV and TELCHGX2 =1-999999, DK or RF then goto

TCABLEX2

ELSEIF 3 selected in TELSERV and TELCHGX3 =1-999999, DK or RF then goto
TCABLEX3
ELSE goto TELOTH

2: Goto TELOTH

Instrument SAS Name: TELBLPRS

Destination Data Set: EUTA

TINTNTX1

Field

TBLPHONE.BSECTION04A.TINTNTX1

Description: How much of ref month bill for internet

Form Pane Label: \$ Inter ref

SAS Name: TINTNTX1

Tag Name: TINTNTX1

Inherited Universe:

Universe: 2 selected in TELSERV AND (TELCHGX1 = 1-999999, DK or RF) AND TELBLPRS = 1

Universe Description: Internet service included in the bill

Question Text: How much of the ^TELCHGX1_Fill in ^REF_MONTH were for internet access?

[^DataPlans_Fill](#)

Description	Amount1	Amount2	Amount3
(TELCOMP)	(TELCHGX1)	(TELCHGX2)	(TELCHGX3)

Fills: TELCHGX1_Fill

Instructions: IF TELCHGX1 =1-999999 then fill "\$" the entry in TELCHGX1 "charges"
(Display commas as appropriate)
ELSE fill "charges"

Fills: REF_MONTH

Instructions: Set REF_MONTH = 3 months before the interview.
Calculated by taking the INTPER from record type 10 to come up with the base month to start from.

Fills: DataPlans_Fill

Instructions: IF (TYPETEL[1] = 2) OR (TYPETEL[2] = 2) then fill: ' * Do not include data plans for mobile phones.'

Type: Integer

Length: 7

Min: 0

Max: 999999

Don't Know

Refuse
 Empty

On Input
 On Output

Store Instructions: IF TINTNTX1 = 5-60, 0, DK or RF then set TINT_TX1 = EMPTY

Array:

Special Instructions: Display a \$ and comma in the entry field.

Skip Instructions: IF TINTNTX1 = 1-5 OR gt 60 then goto ERR1_TINTNTX1
ELSEIF TINTNTX1 gt TELCHGX1 then goto CK_TINTNTX1
ELSEIF TELCHGX2 = 1-999999, DK or RF then goto TINTNTX2
ELSEIF TELCHGX3 = 1-999999, DK or RF then goto TINTNTX3
ELSEIF 3 selected in TELSERV and TELCHGX1 = 1-999999, DK or RF then goto TCABLEX1
ELSEIF 3 selected in TELSERV and TELCHGX2 = 1-999999, DK or RF then goto TCABLEX2
ELSEIF 3 selected in TELSERV and TELCHGX3 = 1-999999, DK or RF then goto TCABLEX3
ELSE goto TELOTH

Instrument SAS Name: TINTNTX1

Destination Data Set: EUTA

ERR1_TINTNTX1

Check

TBLPHONE.BSECTION04A.ERR1_TINTNTX1

Description: Out of Range Check

Inherited Universe:

Universe: (TINTNTX1 lt 5 or gt 60) AND
TINTNTX1 <> 0 and TINTNTX1 <> DK and TINTNTX1 <> RF

Universe Description:

Text: * VALUE IS UNUSUALLY HIGH OR LOW.

PLEASE VERIFY AND IF CORRECT, ENTER ITEM LEVEL NOTE

Check Instructions: IF suppressed then set TINT_ETX1 = A1

Type: Soft

Skip Instructions: Suppress: IF TELCHGX2 = 1-999999, DK or RF then
goto TINTNTX2

ELSEIF TELCHGX3 = 1-999999, DK or RF then goto TINTNTX3

ELSEIF 3 selected in TELSERV and TELCHGX1 = 1-999999, DK or RF then goto
TCABLEX1

ELSEIF 3 selected in TELSERV and TELCHGX2 = 1-999999, DK or RF then goto
TCABLEX2

ELSEIF 3 selected in TELSERV and TELCHGX3 = 1-999999, DK or RF then goto
TCABLEX3

ELSE goto TELOTH

All others, go back to TINTNTX1.

Check

CK_TINTNTX1
TBLPHONE.BSECTION04A.CK_TINTNTX1

Description: Monthly \$ is greater than total \$

Inherited Universe:

Universe: TINTNTX1 gt TELCHGX1 AND TELCHGX1 <> DK and TELCHGX1 <> RF
AND TINTNTX1 <> 0 and TINTNTX1 <> DK and TINTNTX1 <> RF

Universe Description: Monthly amount is greater than total amount

Text: * [Cannot exceed total telephone charges.](#)

Check Instructions: List TINTNTX1 as the first jumping point.

Type: Hard

Skip Instructions: Go back to TINTNTX1

TINTNTX2

Field

TBLPHONE.BSECTION04A.TINTNTX2

Description: How much of month 2 bill for internet

Form Pane Label: \$ Inter mon 2

SAS Name: TINTNTX2

Tag Name: TINTNTX2

Inherited Universe:

Universe: 2 selected in TELSERV AND (TELCHGX2 = 1-999999, DK or RF) AND TELBLPRS = 1

Universe Description:

Question Text: How much of the ^TELCHGX2_Fill in ^TWO_MONTH were for internet access?

[^DataPlans_Fill](#)

[Description](#) [Amount1](#) [Amount2](#) [Amount3](#)
(TELCOMP) (TELCHGX1) (TELCHGX2) (TELCHGX3)

Fills: TELCHGX2_Fill

Instructions: IF TELCHGX2 = 1-999999 then fill "\$" entry in TELCHGX2 "charges"
(Display commas as appropriate)
ELSE fill "charges"

Fills: TWO_MONTH

Instructions: TWO_MONTH = month 2 months before the interview.

Calculated by taking the INTPER from record type 10 to come up with the base month to start from.

Fills: DataPlans_Fill

Instructions: IF (TYPETEL[1] = 2) OR (TYPETEL[2] = 2) then fill: ' * Do not include data plans for mobile phones.'

Type: Integer

Length: 7

Min: 0

Max: 999999

Don't Know
 Refuse
 Empty

On Input
 On Output

Store Instructions: IF TINTNTX2 = 5-60, 0, DK or RF then set TINT_TX2 = EMPTY

Array:

Special Instructions: Display a \$ and comma in the entry field

Skip Instructions: IF TINTNTX2 = 1-5 or gt 60 then goto ERR1_TINTNTX2
ELSEIF TINTNTX2 gt TELCHGX2 then goto CK_TINTNTX2
ELSEIF TELCHGX3 = 1-999999, DK or RF goto TINTNTX3
ELSEIF 3 selected in TELSERV and TELCHGX1 = 1-999999, DK or RF then goto TCABLEX1
ELSEIF 3 selected in TELSERV and TELCHGX2 = 1-999999, DK or RF then goto TCABLEX2
ELSEIF 3 selected in TELSERV and TELCHGX3 = 1-999999, DK or RF then goto TCABLEX3
ELSE goto TELOTH

Instrument SAS Name: TINTNTX2

Destination Data Set: EUTA

ERR1_TINTNTX2

Check

TBLPHONE.BSECTION04A.ERR1_TINTNTX2

Description: Out of Range Check

Inherited Universe:

Universe: (TINTNTX2 lt 5 or gt 60) AND
TINTNTX2 <> 0 and TINTNTX2 <> DK and TINTNTX2 <> RF

Universe Description:

Text: * VALUE IS UNUSUALLY HIGH OR LOW

PLEASE VERIFY AND IF CORRECT, ENTER ITEM LEVEL NOTE

Check Instructions: IF suppressed then set TINT_ETX2 = A1

Type: Soft

Skip Instructions: Suppress: IF TINTNTX2 gt TELCHGX2 then goto CK_TINTNTX2
ELSEIF TELCHGX3 = 1-999999, DK or RF goto TINTNTX3
ELSEIF 3 selected in TELSERV and TELCHGX1 = 1-999999, DK or RF then goto
TCABLEX1
ELSEIF 3 selected in TELSERV and TELCHGX2 = 1-999999, DK or RF then goto
TCABLEX2
ELSEIF 3 selected in TELSERV and TELCHGX3 = 1-999999, DK or RF then goto
TCABLEX3
ELSE goto TELOTH

All others, go back to TINTNTX2

Check

CK_TINTNTX2
TBLPHONE.BSECTION04A.CK_TINTNTX2

Description: Monthly \$ is greater than total \$

Inherited Universe:

Universe: (TINTNTX2 gt TELCHGX2) AND TELCHGX2 <> DK and TELCHGX2 <> RF
AND TINTNTX2 <> 0 and TINTNTX2 <> DK and TINTNTX2 <> RF

Universe Description: Monthly amount is greater than total amount

Text: * [Cannot exceed total telephone charges.](#)

Check Instructions:

Type: Hard

Skip Instructions: Go back to TINTNTX2

TINTNTX3

Field

TBLPHONE.BSECTION04A.TINTNTX3

Description: How much of last month bill for internet

Form Pane Label: \$ Inter last

SAS Name: TINTNTX3

Tag Name: TINTNTX3

Inherited Universe:

Universe: 2 selected in TELSERV AND (TELCHGX3 = 1-999999, DK or RF) AND TELBLPRS = 1

Universe Description:

Question Text: How much of the ^TELCHGX3_Fill in ^LAST_MONTH were for internet access?

[^DataPlans_Fill](#)

Description	Amount1	Amount2	Amount3
(TELCOMP)	(TELCHGX1)	(TELCHGX2)	(TELCHGX3)

Fills: TELCHGX3_Fill

Instructions: IF TELCHGX3 = 1-999999 then fill "\$" entry in TELCHGX3 "charges" (display commas as appropriate)
ELSE fill "charges"

Fills: LAST_MONTH

Instructions: LAST_MONTH = last month before the interview.

Calculated by taking the INTPER from record type 10 to come up with the base month to start from.

Fills: DataPlans_Fill

Instructions: IF (TYPETEL[1] = 2) OR (TYPETEL[2] = 2) then fill: ' * Do not include data plans for mobile phones.'

Type: Integer

Length: 7

Min: 0

Max: 999999

Don't Know
 Refuse
 Empty

On Input
 On Output

Store Instructions: IF TINTNTX3 = 5-60, 0, DK or RF then set TINT_TX3 = EMPTY

Array:

Special Instructions: Display a \$ and comma in the entry field

Skip Instructions: IF TINTNTX3 = 1-5 or gt 60 then goto ERR1_TINTNTX3
ELSEIF TINTNTX3 gt TELCHGX3 then goto CK_TINTNTX3
ELSEIF 3 selected in TELSERV and TELCHGX1 = 1-999999, DK or RF then goto TCABLEX1
ELSEIF 3 selected in TELSERV and TELCHGX2 = 1-999999, DK or RF then goto TCABLEX2
ELSEIF 3 selected in TELSERV and TELCHGX3 = 1-999999, DK or RF then goto TCABLEX3
ELSE goto TELOTH

Instrument SAS Name: TINTNTX3

Destination Data Set: EUTA

ERR1_TINTNTX3

Check

TBLPHONE.BSECTION04A.ERR1_TINTNTX3

Description: Out of Range Check

Inherited Universe:

Universe: (TINTNTX3 lt 5 or gt 60) AND
TINTNTX3 <> 0 and TINTNTX3 <> DK and TINTNTX3 <> RF

Universe Description:

Text: * VALUE IS UNUSUALLY HIGH OR LOW

PLEASE VERIFY AND IF CORRECT, ENTER ITEM LEVEL NOTE

Check Instructions: IF suppressed then set TINT_ETX3 = A1

Type: Soft

Skip Instructions: Suppress: IF 3 selected in TELSERSV and TELCHGX1 = 1-999999, DK or RF then goto TCABLEX1
ELSEIF 3 selected in TELSERSV and TELCHGX2 = 1-999999, DK or RF then goto TCABLEX2
ELSEIF 3 selected in TELSERSV and TELCHGX3 = 1-999999, DK or RF then goto TCABLEX3
ELSE goto TELOTH

All others, go back to TINTNTX3

Check

CK_TINTNTX3
TBLPHONE.BSECTION04A.CK_TINTNTX3

Description: Monthly \$ is greater than total \$

Inherited Universe:

Universe: (TINTNTX3 gt TELCHGX3) AND TELCHGX3 <> DK and TELCHGX3 <> RF
AND TINTNTX3 <> 0 and TINTNTX3 <> DK and TINTNTX3 <> RF

Universe Description: Monthly amount is greater than total amount

Text: * [Cannot exceed total telephone charges.](#)

Check Instructions:

Type: Hard

Skip Instructions: Go back to TINTNTX3

TCABLEX1

Field

TBLPHONE.BSECTION04A.TCABLEX1

Description: how much of ref mo bill for cable

Form Pane Label: \$ Cable ref

SAS Name: TCABLEX1

Tag Name: TCABLEX1

Inherited Universe:

Universe: 3 selected in TELSERV AND (TELCHGX1 = 1-999999, DK or RF) AND TELBLPRS = 1

Universe Description:

Question Text: How much of the ^TELCHGX1_Fill in ^REF_MONTH were for cable or satellite television service?

Description Amount1 Amount2 Amount3
(TELCOMP) (TELCHGX1) (TELCHGX2) (TELCHGX3)

Fills: TELCHGX1_Fill

Instructions: IF TELCHGX1 =1-999999 then fill "\$" the entry in TELCHGX1 "charges"
(Display commas as appropriate)
ELSE fill "charges"

Fills: REF_MONTH

Instructions: Set REF_MONTH = 3 months before the interview.
Calculated by taking the INTPER from record type 10 to come up with the base month to start from.

Type: Integer

Length: 7

Min: 0

Max: 999999

Don't Know
 Refuse
 Empty

On Input
 On Output

Store Instructions: IF TCABLEX1 = 5-90, 0, DK or RF then set TCAB_EX1 = EMPTY

Array:

Special Instructions: Display a \$ and comma in the entry field.

Skip Instructions: IF TCABLEX1 = 1-5 or gt 90 then goto ERR1_TCABLEX1
ELSEIF TCABLEX1 gt TELCHGX1 then goto CK_TCABLEX1
ELSEIF (TCABLEX1 + TINTNTX1) gt TELCHGX1 then goto CK2_TCABLEX1
ELSEIF TELCHGX2 = 1-999999, DK or RF then goto TCABLEX2
ELSEIF TELCHGX3 = 1-999999, DK or RF then goto TCABLEX3
ELSE goto TELOTH

Instrument SAS Name: TCABLEX1

Destination Data Set: EUTA

ERR1_TCABLEX1

Check

TBLPHONE.BSECTION04A.ERR1_TCABLEX1

Description: Out of Range Check

Inherited Universe:

Universe: (TCABLEX1 lt 5 or gt 90) AND
TCABLEX1 <> 0 and TCABLEX1 <> DK and TCABLEX1 <> RF

Universe Description:

Text: * VALUE IS UNUSUALLY HIGH OR LOW

PLEASE VERIFY AND IF CORRECT, ENTER ITEM LEVEL NOTE

Check Instructions: IF suppressed then set TCAB_EX1 = A1

Type: Soft

Skip Instructions: Suppress: IF TELCHGX2 = 1-999999, DK or RF then goto TCABLEX2
ELSEIF TELCHGX3 = 1-999999, DK or RF then goto TCABLEX3
ELSE goto TELOTH

All others, go back to TCABLEX1.

Check

CK_TCABLEX1
TBLPHONE.BSECTION04A.CK_TCABLEX1

Description: Monthly \$ is greater than total \$

Inherited Universe:

Universe: (TCABLEX1 gt TELCHGX1) AND
TELCHGX1 <> DK and TELCHGX1 <> RF AND
TCABLEX1 <> 0 and TCABLEX1 <> DK and TCABLEX1 <> RF

Universe Description: Monthly amount is greater than total amount

Text: ♦ [Cannot exceed total telephone charges.](#)

Check Instructions:

Type: Hard

Skip Instructions: Go back to TCABLEX1

CK2_TCABLEX1

Check

TBLPHONE.BSECTION04A.CK2_TCABLEX1

Description: Internet + cable can not exceed total telephone charges.

Inherited Universe:

Universe: ((TCABLEX1 + TINTNTX1) gt TELCHGX1) AND
(TELCHGX1 <> DK and TELCHGX1 <> RF) AND
(TCABLEX1 <> DK and TCABLEX1 <> RF) AND
(TINTNTX1 <> DK and TINTNTX1 <> RF)

Universe Description: Internet amount plus cable amount is greater than total amount

Text: ♦ [Internet + cable cannot exceed total telephone charges.](#)

Check Instructions: Questions Involved should list TCABLEX1, TINTNTX1 and TELCHGX1, with TCABLEX1 listed first.

Type: Hard

Skip Instructions: Go back to TCABLEX1

Field

TCABLEX2
TBLPHONE.BSECTION04A.TCABLEX2

Description: how much of month 2 bill for cable

Form Pane Label: \$ Cable mon 2

SAS Name: TCABLEX2

Tag Name: TCABLEX2

Inherited Universe:

Universe: 3 selected in TELSERV AND (TELCHGX2 = 1-999999, DK or RF) AND TELBLPRS = 1

Universe Description:

Question Text: How much of the ^TELCHGX2_Fill in ^TWO_MONTH were for cable or satellite television service?

Description Amount1 Amount2 Amount3
(TELCOMP) (TELCHGX1) (TELCHGX2) (TELCHGX3)

Fills: TELCHGX2_Fill

Instructions: IF TELCHGX2 = 1-999999 then fill "\$" entry in TELCHGX2 "charges"
(Display commas as appropriate)
ELSE fill "charges"

Fills: TWO_MONTH

Instructions: TWO_MONTH = month 2 months before the interview.

Calculated by taking the INTPER from record type 10 to come up with the base month to start from.

Type: Integer

Length: 7

Min: 0

Max: 999999

Don't Know
 Refuse
 Empty

On Input
 On Output

Store Instructions: IF TCABLEX2 = 5-90, 0, DK or RF then set TCAB_EX2 = EMPTY

Array:

Special Instructions: Display a \$ and comma in the entry field.

Skip Instructions: IF TCABLEX2 = 1-5 or gt 90 then goto ERR1_TCABLEX2
ELSEIF TCABLEX2 gt TELCHGX2 then goto CK_TCABLEX2
ELSEIF TCABLEX2 + TINTNTX2 gt TELCHGX2 then goto CK2_TCABLEX2
ELSEIF TELCHGX3 = 1-999999, DK or RF then goto TCABLEX3
ELSE goto TELOTH

Instrument SAS Name: TCABLEX2

Destination Data Set: EUTA

Check

ERR1_TCABLEX2
TBLPHONE.BSECTION04A.ERR1_TCABLEX2

Description: Out of Range Check

Inherited Universe:

Universe: (TCABLEX2 lt 5 or gt 90) AND
TCABLEX2 <> 0 and TCABLEX2 <> DK and TCABLEX2 <> RF

Universe Description:

Text: * VALUE IS UNUSUALLY HIGH OR LOW

PLEASE VERIFY AND IF CORRECT, ENTER ITEM LEVEL NOTE

Check Instructions: IF suppressed then set TCAB_EX2 = A1

Type: Soft

Skip Instructions: Suppress; IF TELCHGX3 = 1-999999, DK or RF then
goto TCABLEX3
ELSE goto TELOTH

All others, go back to TCABLEX2.

CK_TCABLEX2

Check

TBLPHONE.BSECTION04A.CK_TCABLEX2

Description: Monthly \$ greater than total \$

Inherited Universe:

Universe: (TCABLEX2 gt TELCHGX2) AND
(TELCHGX2 <> DK and TELCHGX2 <> RF) AND
(TCABLEX2 <> 0 and TCABLEX2 <> DK and TCABLEX2 <> RF)

Universe Description: Monthly amount is greater than total amount

Text: • [Cannot exceed total telephone charges.](#)

Check Instructions:

Type: Hard

Skip Instructions: Go back to TCABLEX2

Check

CK2_TCABLEX2
TBLPHONE.BSECTION04A.CK2_TCABLEX2

Description: Internet + cable can not exceed total telephone charges.

Inherited Universe:

Universe: ((TCABLEX2 + TINTNTX2) gt TELCHGX2) AND
(TELCHGX2 <> DK and TELCHGX2 <> RF) AND
(TINTNTX2 <> DK and TINTNTX2 <> RF) AND
(TCABLEX2 <> DK and TCABLEX2 <> RF)

Universe Description: Internet amount plus Cable amount is greater than total amount

Text: ♦ [Internet + cable cannot exceed total telephone charges.](#)

Check Instructions: Questions Involved should list TCABLEX2, TINTNTX2 and TELCHGX2, with TCABLEX2 listed first.

Type: Hard

Skip Instructions: Go back to TCABLEX2

TCABLEX3

Field

TBLPHONE.BSECTION04A.TCABLEX3

Description: how much of last month bill for cable

Form Pane Label: \$ Cable last

SAS Name: TCABLEX3

Tag Name: TCABLEX3

Inherited Universe:

Universe: 3 selected in TELSERV AND (TELCHGX3 = 1-999999, DK or RF) AND TELBLPRS = 1

Universe Description:

Question Text: How much of the ^TELCHGX3_Fill in ^LAST_MONTH were for cable or satellite television service?

<u>Description</u>	<u>Amount1</u>	<u>Amount2</u>	<u>Amount3</u>
(TELCOMP)	(TELCHGX1)	(TELCHGX2)	(TELCHGX3)

Fills: TELCHGX3_Fill

Instructions: IF TELCHGX3 = 1-999999 then fill "\$" entry in TELCHGX3 "charges" (display commas as appropriate)
ELSE fill "charges"

Fills: LAST_MONTH

Instructions: LAST_MONTH = last month before the interview.

Calculated by taking the INTPER from record type 10 to come up with the base month to start from.

Type: Integer

Length: 7

Min: 0

Max: 999999

Don't Know
 Refuse
 Empty

On Input
 On Output

Store Instructions: IF TCABLEX3 = 5-90, 0, DK or RF then set TCAB_EX3 = EMPTY

Array:

Special Instructions: Display a \$ and comma in the entry field.

Skip Instructions: 1-999999: IF TCABLEX3 lt 5 or gt 90 then goto ERR1_TCABLEX3
ELSEIF TCABLEX3 gt TELCHGX3 then goto CK_TCABLEX3
ELSEIF TCABLEX3 + TINTNTX3 gt TELCHGX3 then goto CK2_TCABLEX3
ELSE goto TELOTH

0,DK,RF: Goto TELOTH

Instrument SAS Name: TCABLEX3

Destination Data Set: EUTA

ERR1_TCABLEX3

Check

TBLPHONE.BSECTION04A.ERR1_TCABLEX3

Description: Out of Range Check

Inherited Universe:

Universe: (TCABLEX3 lt 5 or gt 90) AND
TCABLEX3 <> 0 and TCABLEX3 <> DK and TCABLEX3 <> RF

Universe Description:

Text: * VALUE IS UNUSALLY HIGH OR LOW

PLEASE VERIFY AND IF CORRECT, ENTER ITEM LEVEL NOTE

Check Instructions: IF suppressed then set TCAB_EX3 = A1

Type: Soft

Skip Instructions: Suppress: Goto TELOTH

All others, go back to TCABLEX3.

Check

CK_TCABLEX3
TBLPHONE.BSECTION04A.CK_TCABLEX3

Description: Monthly \$ is greater than total \$

Inherited Universe:

Universe: (TCABLEX3 gt TELCHGX3) AND
(TELCHGX3 <> DK and TELCHGX3 <> RF) AND
(TCABLEX3 <> 0 and TCABLEX3 <> DK and TCABLEX3 <> RF)

Universe Description: Monthly amount is greater than total amount

Text: • [Cannot exceed total telephone charges.](#)

Check Instructions:

Type: Hard

Skip Instructions: Go back to TCABLEX3

CK2_TCABLEX3

Check

TBLPHONE.BSECTION04A.CK2_TCABLEX3

Description: Internet + cable can not exceed total telephone charges.

Inherited Universe:

Universe: ((TCABLEX3 + TINTNTX3) gt TELCHGX3) AND
(TELCHGX3 <> DK and TELCHGX3 <> RF) AND
(TCABLEX3 <> DK and TCABLEX3 <> RF) AND
(TINTNTX3 <> DK and TINTNTX3 <> RF)

Universe Description: Cable amount plus internet amount is greater than total amount

Text: ♦ [Internet + cable cannot exceed total telephone charges.](#)

Check Instructions: Questions Involved should list TCABLEX3, TINTNTX3 and TELCHGX3, with TCABLEX3 listed first.

Type: Hard

Skip Instructions: Go back to TCABLEX3

Field

TELOTH
TBLPHONE.BSECTION04A.TELOTH

Description: Any More

Form Pane Label: Any More

SAS Name:

Tag Name: TELOTH

Inherited Universe:

Universe: ALL

Universe Description:

Question Text: Did ^YOU_ANYMEM receive any other bills for telephones, internet, cable TV, or satellite TV services not used entirely for business purposes?

Description Amount1 Amount2 Amount3
(TELCOMP) (TELCHGX1) (TELCHGX2) (TELCHGX3)

Fills: YOU_ANYMEM

Instructions: IF NUMHOUSE = 1 then fill "you"
ELSE fill "you or any members of your household"

Type: Enumerated

Length: 1

Answer List: TYesNo

Value:	Mnemonic:	Description:
1	Yes	Yes
2	No	No

- Don't Know
- Refuse
- Empty

- On Input
- On Output

Store Instructions: IF TELCOMP ne 888 and PREVCOMP ne 888 then
Set UTA_STAT = 1

Set UTA_ORIG = 1

Array:

- Skip Instructions:**
- 1: IF row number = 20 then goto ERR_MAX
ELSEIF any 850005.TELCOMP = 1-20 then goto PREVCOMP,
next row of the table
ELSE goto TELCOMP, next row of the table

 - 2: IF Answer is changed from a 1 to a 2 then goto CK_TELOTH
ELSE exit block goto TblPhone.S4A_END

Instrument SAS Name: TELOTH

Check

ERR_MAX
TBLPHONE.BSECTION04A.ERR_MAX

Description: Max Number of Rows Reached

Inherited Universe:

Universe: (TELOTH = 1) AND (ROW number = 20)

Universe Description: Yes, there are more expenses, but there are no more empty rows in the grid

Text: ♦ [No more rows can be added](#)

Check Instructions:

Type: Hard

Skip Instructions: Go back to TELOTH

CK_TELOTH

Check

TBLPHONE.BSECTION04A.CK_TELOTH

Description:

Inherited Universe:

Universe: TELOTH was changed from a 1 to a 2

Universe Description:

Text: * You cannot change this answer to a "no".
If you need to delete records below this line, enter 888 in the Comp or Comp
name column

Check Instructions:

Type: Hard

Skip Instructions: Go back to TELOTH

Field

TELRESD
TBLPHONE.BSECTION04A.TELRESD

Description: out variable for TYPETEL; Residential service code

Form Pane Label:

SAS Name: TELRESD

Tag Name:

Inherited Universe:

Universe:

Universe Description:

Question Text:

Type: String

Length: 1

Don't Know

Refuse

Empty

On Input

On Output

Array:

Special Instructions: NOTE: See TYPETEL for how to set this field

Valid Values: 1 = Residential Service including Voice over IP

8 = Refused

9 = Don't know

Instrument SAS Name: TELRESD

Destination Data Set: EUTA

TELCELL

Field

TBLPHONE.BSECTION04A.TELCELL

Description: Out variable for TYPETEL; Mobile/cellular code

Form Pane Label:

SAS Name: TELCELL

Tag Name:

Inherited Universe:

Universe:

Universe Description:

Question Text:

Type: String

Length: 1

Don't Know

Refuse

Empty

On Input

On Output

Array:

Special Instructions: NOTE: See TYPETEL for how to set this field

Valid Values: 2 = Mobile/cellular service including prepaid

8 = Refused

9 = Don't know

Instrument SAS Name: TELCELL

Destination Data Set: EUTA

Field

TINTNET
TBLPHONE.BSECTION04A.TINTNET

Description: Out Variable for TELSERV; Internet access or data service code

Form Pane Label:

SAS Name: TINTNET

Tag Name:

Inherited Universe:

Universe:

Universe Description:

Question Text:

Type: String

Length: 1

Don't Know

Refuse

Empty

On Input

On Output

Array:

Special Instructions: NOTE: See TELSERV for how to set this field

Valid Values: 1 = Internet access or data service

2 = NO Internet access or data service

8 = Refused or Don't know

Instrument SAS Name: TINTNET

Destination Data Set: EUTA

TCABLE

Field

TBLPHONE.BSECTION04A.TCABLE

Description: Out variable for TELSERV; Cable or satellite television service code

Form Pane Label:

SAS Name: TCABLE

Tag Name:

Inherited Universe:

Universe:

Universe Description:

Question Text:

Type: String

Length: 1

- Don't Know
- Refuse
- Empty

- On Input
- On Output

Array:

Special Instructions: NOTE: See TELSERV for how to set this field

Valid Values: 1 = Cable or satellite television service
2 = NO cable or satellite television service
8 = Refused or Don't know

Instrument SAS Name: TCABLE

Destination Data Set: EUTA

Field

TPHONE
TBLPHONE.BSECTION04A.TPHONE

Description: Out variable for TELSERV; Telephone service

Form Pane Label:

SAS Name: TPHONE

Tag Name:

Inherited Universe:

Universe:

Universe Description:

Question Text:

Type: String

Length: 1

- Don't Know
- Refuse
- Empty

- On Input
- On Output

Array:

Special Instructions: NOTE: See TELSERV for how to set this field

Valid Values: 1 = Telephone service

2 = NO telephone service

8 = Refused or Don't know

Instrument SAS Name: TPHONE

Destination Data Set: EUTA

TELC_GX1

Field

TBLPHONE.BSECTION04A.TELC_GX1

Description: Range edit out variable for TELCHGX1

Form Pane Label:

SAS Name: TELC_GX1

Tag Name:

Inherited Universe:

Universe:

Universe Description:

Question Text:

Type: String

Length: 2

- Don't Know
- Refuse
- Empty

- On Input
- On Output

Array:

Special Instructions: NOTE: See ERR1_TELCHGX1 for how to set this field

Valid Values: A1 = Range edit failed
(ERR1 check was suppressed)
Blank = Range edit passed

Instrument SAS Name: TELC_GX1

Destination Data Set: EUTA

Field

TELC_GX2
TBLPHONE.BSECTION04A.TELC_GX2

Description: Range edit out variable for TELCHGX2

Form Pane Label:

SAS Name: TELC_GX2

Tag Name:

Inherited Universe:

Universe:

Universe Description:

Question Text:

Type: String

Length: 2

- Don't Know
- Refuse
- Empty

- On Input
- On Output

Array:

Special Instructions: NOTE: See ERR1_TELCHGX2 for how to set this field

Valid Values: A1 = Range edit failed
(ERR1 check was suppressed)
Blank = Range edit passed

Instrument SAS Name: TELC_GX2

Destination Data Set: EUTA

TELC_GX3

Field

TBLPHONE.BSECTION04A.TELC_GX3

Description: Range edit out variable for TELCHGX3

Form Pane Label:

SAS Name: TELC_GX3

Tag Name:

Inherited Universe:

Universe:

Universe Description:

Question Text:

Type: String

Length: 2

- Don't Know
- Refuse
- Empty

- On Input
- On Output

Array:

Special Instructions: NOTE: See ERR1_TELCHGX3 for how to set this field

Valid Values: A1 = Range edit failed
(ERR1 check was suppressed)
Blank = Range edit passed

Instrument SAS Name: TELC_GX3

Destination Data Set: EUTA

Field

TINT_TX1
TBLPHONE.BSECTION04A.TINT_TX1

Description: Range edit out variable for TINTNTX1

Form Pane Label:

SAS Name: TINT_TX1

Tag Name:

Inherited Universe:

Universe:

Universe Description:

Question Text:

Type: String

Length: 2

Don't Know

Refuse

Empty

On Input

On Output

Array:

Special Instructions: NOTE: See ERR1_TINTNTX1 for how to set this field

Valid Values: A1 = Range edit failed
(ERR1 check was suppressed)

Blank = Range edit passed

Instrument SAS Name: TINT_TX1

Destination Data Set: EUTA

TINT_TX2

Field

TBLPHONE.BSECTION04A.TINT_TX2

Description: Range edit out variable for TINTNTX2

Form Pane Label:

SAS Name: TINT_TX2

Tag Name:

Inherited Universe:

Universe:

Universe Description:

Question Text:

Type: String

Length: 2

- Don't Know
- Refuse
- Empty

- On Input
- On Output

Array:

Special Instructions: NOTE: See ERR1_TINTNTX2 for how to set this field

Valid Values: A1 = Range edit failed
(ERR1 check was suppressed)
Blank = Range edit passed

Instrument SAS Name: TINT_TX2

Destination Data Set: EUTA

Field

TINT_TX3
TBLPHONE.BSECTION04A.TINT_TX3

Description: Range edit out variable for TINTNTX3

Form Pane Label:

SAS Name: TINT_TX3

Tag Name:

Inherited Universe:

Universe:

Universe Description:

Question Text:

Type: String

Length: 2

- Don't Know
- Refuse
- Empty

- On Input
- On Output

Array:

Special Instructions: NOTE: See ERR1_TINTNTX3 for how to set this field

Valid Values: A1 = Range edit failed
(ERR1 check was suppressed)
Blank = Range edit passed

Instrument SAS Name: TINT_TX3

Destination Data Set: EUTA

TCAB_EX1

Field

TBLPHONE.BSECTION04A.TCAB_EX1

Description: Range edit out variable for TCABLEX1

Form Pane Label:

SAS Name: TCAB_EX1

Tag Name:

Inherited Universe:

Universe:

Universe Description:

Question Text:

Type: String

Length: 2

- Don't Know
- Refuse
- Empty

- On Input
- On Output

Array:

Special Instructions: NOTE: See ERR1_TCABLEX1 for how to set this field

Valid Values: A1 = Range edit failed
(ERR1 check was suppressed)
Blank = Range edit passed

Instrument SAS Name: TCAB_EX1

Destination Data Set: EUTA

Field

TCAB_EX2
TBLPHONE.BSECTION04A.TCAB_EX2

Description: Range edit out variable for TCABLEX2

Form Pane Label:

SAS Name: TCAB_EX2

Tag Name:

Inherited Universe:

Universe:

Universe Description:

Question Text:

Type: String

Length: 2

Don't Know

Refuse

Empty

On Input

On Output

Array:

Special Instructions: NOTE: See ERR1_TCABLEX2 for how to set this field

Valid Values: A1 = Range edit failed
(ERR1 check was suppressed)

Blank = Range edit passed

Instrument SAS Name: TCAB_EX2

Destination Data Set: EUTA

TCAB_EX3

Field

TBLPHONE.BSECTION04A.TCAB_EX3

Description: Range edit out variable for TCABLEX3

Form Pane Label:

SAS Name: TCAB_EX3

Tag Name:

Inherited Universe:

Universe:

Universe Description:

Question Text:

Type: String

Length: 2

- Don't Know
- Refuse
- Empty

- On Input
- On Output

Array:

Special Instructions: NOTE: See ERR1_TCABLEX3 for how to set this field

Valid Values: A1 = Range edit failed
(ERR1 check was suppressed)
Blank = Range edit passed

Instrument SAS Name: TCAB_EX3

Destination Data Set: EUTA

Field

UTA_STAT
TBLPHONE.BSECTION04A.UTA_STAT

Description: Record status out variable

Form Pane Label:

SAS Name: REC_STAT

Tag Name:

Inherited Universe:

Universe:

Universe Description:

Question Text:

Type: String

Length: 1

- Don't Know
- Refuse
- Empty

- On Input
- On Output

Array:

Special Instructions: NOTE: See TELOTH for how to set this field

Valid Values: 1 = Active record (Newly reported)
3 = Inactive record

Instrument SAS Name: UTA_STAT

Destination Data Set: EUTA

UTA_ORIG

Field

TBLPHONE.BSECTION04A.UTA_ORIG

Description: Record origin out variable

Form Pane Label:

SAS Name: REC_ORIG

Tag Name:

Inherited Universe:

Universe:

Universe Description:

Question Text:

Type: String

Length: 1

- Don't Know
- Refuse
- Empty

- On Input
- On Output

Array:

Special Instructions: NOTE: See TELOTH for how to set this field

Valid Values: 1 = Data from current interview
2 = Data reported in previous quarter

Instrument SAS Name: UTA_ORIG

Destination Data Set: EUTA

Field

S4A_END
S4A_END

Description: Section 4A end

Form Pane Label:

SAS Name:

Tag Name:

Inherited Universe:

Universe: (TBLPhone.BSection04A.TELOTH = 2) OR (TELEBILL = 2, DK or RF) OR
(TBLPhone.BSection04A Table is full)

Universe Description:

Question Text:

Type: Classification

Length: 0

- Don't Know
- Refuse
- Empty

- On Input
- On Output

Store Instructions: IF (TBLPhone.BSection04A.TELOTH = 2) OR
(TELEBILL = 2, DK or RF) OR
(TBLPhone.BSection04A Table is full) then
set S4A_END = Yes

Array:

Skip Instructions: Goto Section 4B - BSection04B

BSECTION04B

Block

BSECTION04B

Description: Other Telephone Expenses

Tab Name:

Fly Over Name:

Universe Type: If

Inherited Universe:

Universe: S4A_END = 1

Universe Description: Section 4 - Part A is complete

Array:

Block Instructions: Section label: Section 4, Part B - Other Telephone Expenses

Field

PRPYCELL
BSECTION04B.PRPYCELL

Description: Purchased any pre-paid cellular minutes?

Form Pane Label: Pre-paid Minutes

SAS Name: PRPYCELL

Tag Name: PRPYCELL

Inherited Universe:

Universe:

Universe Description: All

Question Text:  12

Since the first of ^REF_MONTH not including this month, have ^YOU_ANYMEM purchased any pre-paid cellular minutes, not already reported?

Fills: REF_MONTH

Instructions: Set REF_MONTH = 3 months before the interview.

Calculated by taking the INTPER from record type 10 to come up with the base month to start from.

Fills: YOU_ANYMEM

Instructions: IF NUMHOUSE = 1 then fill "you"

ELSE fill "you or any members of your household"

Type: Enumerated

Length: 1

Answer List: TYesNo

Value:	Mnemonic:	Description:
1	Yes	Yes
2	No	No

- Don't Know
- Refuse
- Empty

On Input
 On Output

Array:

Special Instructions: IF PRPYCELL = 2, DK, RF then set PRPYCLX_ = Empty

Skip Instructions: 1: Goto PRPYCLX

2,DK,RF: Goto INTAWAY

Instrument SAS Name: PRPYCELL

Destination Data Set: EUTP

Field

PRPYCLX
BSECTION04B.PRPYCLX

Description: Total amount paid for pre-paid cellular minutes

Form Pane Label: Pre-paid Minutes \$

SAS Name: PRPYCLX

Tag Name: PRPYCLX

Inherited Universe:

Universe: PRPYCELL = 1

Universe Description: Yes, purchased pre-paid cellular minutes

Question Text: Since the first of ^REF_MONTH not including this month -

What was the total amount paid?

Fills: REF_MONTH

Instructions: Set REF_MONTH = 3 months before the interview.

Calculated by taking the INTPER from record type 10 to come up with the base month to start from.

Type: Integer

Length: 5

Min: 1

Max: 9999

Don't Know

Refuse

Empty

On Input

On Output

Store Instructions: IF PRPYCLX = 5-300, DK or RF then set PRPYCLX_ = EMPTY

Array:

Special Instructions: Display a \$ and comma in the entry field.

Skip Instructions: IF PRPYCLX lt 5 or gt 300 then goto ERR1_PRPYCLX

ELSEIF RT10.POPGRP = 11 or 12 then goto FONSTORE

ELSE goto INTAWAY

Instrument SAS Name: PRPYCLX

Destination Data Set: EUTP

Check

ERR1_PRPYCLX
BSECTION04B.ERR1_PRPYCLX

Description: Out of Range Check

Inherited Universe:

Universe: (PRPYCLX lt 5 or gt 300) AND PRPYCLX <> DK and PRPYCLX <> RF

Universe Description:

Text: * THE VALUE IS UNUSUALLY HIGH OR LOW.

PLEASE VERIFY AND IF CORRECT, ENTER ITEM LEVEL NOTE

Check Instructions: IF suppressed then set PRPYCLX_ = A1

Type: Soft

Skip Instructions: Suppress: IF RT10.POPGRP = 11 or 12 then goto FONSTORE
ELSE goto INTAWAY

All others, go back to PRPYCLX

FONSTORE

Field

BSECTION04B.FONSTORE

Description: Where Purchased

Form Pane Label: Store

SAS Name: FONSTORE

Tag Name: FONSTORE

Inherited Universe:

Universe: (RT10.POPGRP = 11 or 12) AND PRPYCELL = 1

Universe Description:

Question Text: What is the name of the business where these were purchased?

✦ Enter store, website, or company name

If there are multiple stores, websites, or company names, enter the last/most recent

Type: String

Length: 45

Don't Know

Refuse

Empty

On Input

On Output

Array:

Special Instructions: IF UPPERCASE ENTRY contains ".COM" then set FONPURCH = 1 and "keep" and "show"

Skip Instructions: IF uppercase entry = "GROUPON" or "GROUPON.COM" then goto ERR_GROUPON

ELSEIF UPPERCASE ENTRY contains ".COM" then goto INTAWAY

ELSEIF ENTRY = DK or RF then goto INTAWAY

ELSE goto FONPURCH

Instrument SAS Name: FONSTORE

Destination Data Set: EUTP

ERR_GROUPON
BSECTION04B.ERR_GROUPON

Check

Description: Groupon Check

Inherited Universe:

Universe: Uppercase entry in FONSTORE = "GROUPON" or "GROUPON.COM"

Universe Description:

Text: * ENTER THE STORE OR COMPANY THAT THE GROUPON IS FOR.

DO NOT ENTER "GROUPON"

Check Instructions:

Type: Soft

Skip Instructions: Suppress: IF UPPERCASE entry in FONSTORE contains ".COM"
then goto INTAWAY
ELSE goto FONPURCH

All others, go back to FONSTORE

Field

FONPURCH
BSECTION04B.FONPURCH

Description: Purchased Online or in person

Form Pane Label: Online

SAS Name: FONPURCH

Tag Name: FONPURCH

Inherited Universe:

Universe: FONSTORE = RESPONSE AND
(UPPERCASE entry in FONSTORE does NOT contain ".COM")

Universe Description:

Question Text: Were they paid for -

Type: Enumerated

Length: 1

Answer List: Tonline

Value:	Mnemonic:	Description:
1	Online	Online?
2	InPerson	In person?
3	MailTel	By mail or telephone order?
4	Other	Other

- Don't Know
- Refuse
- Empty

- On Input
- On Output

Array:

Special Instructions: Answer list descriptions for options 1-3 should be bold black

Skip Instructions: 1,3,4,DK,RF: Goto INTAWAY

2: Goto FONLOC

Instrument SAS Name: FONPURCH

Destination Data Set: EUTP

Field

FONLOC
BSECTION04B.FONLOC

Description: Purchase location - City

Form Pane Label: Location - City

SAS Name: FONLOC

Tag Name: FONLOC

Inherited Universe:

Universe: FONPURCH = 2

Universe Description:

Question Text: In what city is ^FONSTORE_Fill located?

Fills: FONSTORE_Fill

Instructions: Fill entry in FONSTORE

Type: String

Length: 45

Don't Know
 Refuse
 Empty

On Input
 On Output

Array:

Skip Instructions: Goto FONLOCST

Instrument SAS Name: FONLOC

Destination Data Set: EUTP

FONLOCST

Field

BSECTION04B.FONLOCST

Description: Purchase location - State

Form Pane Label: State

SAS Name: FONLOCST

Tag Name: FONLOCST

Inherited Universe:

Universe: FONPURCH = 2

Universe Description:

Help Screen: H_DESTCODE

Question Text: ? [F1]

In what state is ^FONSTORE_Fill located?

✦ Enter the two character state abbreviation

Fills: FONSTORE_Fill

Instructions: Fill entry in FONSTORE

Type: String

Length: 2

Don't Know
 Refuse
 Empty

On Input
 On Output

Array:

Special Instructions: Use answer type TState - STRING[2], display width 4

Skip Instructions: IF entry is not a valid state abbreviation then
goto CK_FONLOCST

ELSE goto INTAWAY

Instrument SAS Name: FONLOCST

Destination Data Set: EUTP

CK_FONLOCST

Check

BSECTION04B.CK_FONLOCST

Description: Not a valid state abbreviation

Inherited Universe:

Universe: (Entry in FONLOCST is not a valid state abbreviation) AND FONLOCST <> DK AND FONLOCST <> RF

Universe Description: State abbreviation entered is not valid

Text: * [Not a valid state abbreviation](#)

Check Instructions:

Type: Hard

Skip Instructions: Go back to FONLOCST

Field

INTAWAY
BSECTION04B.INTAWAY

Description: Paid for internet access away from home?

Form Pane Label: Internet Away

SAS Name: INTAWAY

Tag Name: INTAWAY

Inherited Universe:

Universe:

Universe Description: All

Question Text: Since the first of ^REF_MONTH not including this month, have ^YOU_ANYMEM paid for internet or wireless internet access away from home, at places such as cafés, hotels, or airplanes?

Fills: REF_MONTH

Instructions: Set REF_MONTH = 3 months before the interview.

Calculated by taking the INTPER from record type 10 to come up with the base month to start from.

Fills: YOU_ANYMEM

Instructions: IF NUMHOUSE = 1 then fill "you"

ELSE fill "you or any members of your household"

Type: Enumerated

Length: 1

Answer List: TYesNo

Value:	Mnemonic:	Description:
1	Yes	Yes
2	No	No

Don't Know
 Refuse
 Empty

On Input
 On Output

Array:

Special Instructions: IF INTAWAY = 2, DK, RF then set INTAWYX_ = Empty

Skip Instructions: 1: Goto INTAWYX

2,DK,RF: Goto S4B_END

Instrument SAS Name: INTAWAY

Destination Data Set: EUTP

Field

INTAWYX
BSECTION04B.INTAWYX

Description: Total amount paid for internet away from home

Form Pane Label: Internet Away \$

SAS Name: INTAWYX

Tag Name: INTAWYX

Inherited Universe:

Universe: INTAWY = 1

Universe Description: Yes, paid for internet access away from home

Question Text: Since the first of ^REF_MONTH not including this month -

What was the total amount paid?

Fills: REF_MONTH

Instructions: Set REF_MONTH = 3 months before the interview.

Calculated by taking the INTPER from record type 10 to come up with the base month to start from.

Type: Integer

Length: 5

Min: 1

Max: 9999

Don't Know

Refuse

Empty

On Input

On Output

Store Instructions: IF INTAWYX = 5-150, DK or RF then set INTAWYX_ = EMPTY

Array:

Special Instructions: Display a \$ and comma in the entry field.

Skip Instructions: 1-9999: IF INTAWYX lt 5 or gt 150 then goto ERR1_INTAWYX
ELSEIF RT10.POPGRP = 7, 07, 8 or 08 then
goto INTSTORE

ELSE goto S4B_END

DK,RF: IF RT10.POPGRP = 7, 07, 8 or 08 then goto INTSTORE
ELSE goto S4B_END

Instrument SAS Name: INTAWYX

Destination Data Set: EUTP

Check

ERR1_INTAWYX
BSECTION04B.ERR1_INTAWYX

Description: Out of Range Check

Inherited Universe:

Universe: (INTAWYX lt 5 or gt 150) AND INTAWYX <> DK and INTAWYX <> RF

Universe Description:

Text: * THE VALUE IS UNUSUALLY HIGH OR LOW.

PLEASE VERIFY AND IF CORRECT, ENTER ITEM LEVEL NOTE

Check Instructions: IF suppressed then set INTAWYX_ = A1

Type: Soft

Skip Instructions: Suppress: IF RT10.POPGRP = 07, 7, 8, or 08 then
goto INSTORE
Goto S4B_END

All others, go back to INTAWYX

INTSTORE

BSECTION04B.INTSTORE

Field

Description: Where Purchased

Form Pane Label: Store

SAS Name: INTSTORE

Tag Name: INTSTORE

Inherited Universe:

Universe: (RT10.POPGRP = 7, 07, 8 or 08) AND INTAWAY = 1

Universe Description:

Question Text: What is the name of the business where these were purchased?

✦ Enter store, website, or company name

If there are multiple stores, websites, or company names, enter the last/most recent

Type: String

Length: 45

Don't Know

Refuse

Empty

On Input

On Output

Array:

Special Instructions: IF UPPERCASE ENTRY contains ".COM" then set INTPURCH = 1 and "keep" and "show"

Skip Instructions: IF UPPERCASE ENTRY contains ".COM" then goto S4B_END

ELSEIF ENTRY = DK or RF then goto S4B_END

ELSE goto INTPURCH

Instrument SAS Name: INTSTORE

Destination Data Set: EUTP

Field

INTPURCH
BSECTION04B.INTPURCH

Description: Purchased Online or in person

Form Pane Label: Online

SAS Name: INTPURCH

Tag Name: INTPURCH

Inherited Universe:

Universe: INTSTORE = RESPONSE AND
(UPPERCASE entry in INTSTORE does NOT contain ".COM")

Universe Description:

Question Text: Were they paid for -

Type: Enumerated

Length: 1

Answer List: Tonline

Value:	Mnemonic:	Description:
1	Online	Online?
2	InPerson	In person?
3	MailTel	By mail or telephone order?
4	Other	Other

- Don't Know
- Refuse
- Empty

- On Input
- On Output

Array:

Special Instructions: Answer list descriptions for options 1-3 should be bold black

Skip Instructions: 1,3,4,DK,RF: Goto S4B_END

2: Goto INTLOC

Instrument SAS Name: INTPURCH

Destination Data Set: EUTP

Field

INTLOC
BSECTION04B.INTLOC

Description: Purchase location - City

Form Pane Label: Location - City

SAS Name: INTLOC

Tag Name: INTLOC

Inherited Universe:

Universe: INTPURCH = 2

Universe Description:

Question Text: In what city is ^INTSTORE_Fill located?

Fills: INTSTORE_Fill

Instructions: Fill entry in INTSTORE

Type: String

Length: 45

- Don't Know
- Refuse
- Empty

- On Input
- On Output

Array:

Skip Instructions: Goto INTLOCST

Instrument SAS Name: INTLOC

Destination Data Set: EUTP

INTLOCST

BSECTION04B.INTLOCST

Field

Description: Purchase location - State

Form Pane Label: State

SAS Name: INTLOCST

Tag Name: INTLOCST

Inherited Universe:

Universe: INTPURCH = 2

Universe Description:

Help Screen: H_DESTCODE

Question Text: ? [F1]

In what state is ^INTSTORE_Fill located?

✦ [Enter the two character state abbreviation](#)

Fills: INTSTORE_Fill

Instructions: Fill entry in INTSTORE

Type: String

Length: 2

Don't Know
 Refuse
 Empty

On Input
 On Output

Array:

Special Instructions: Use answer type TState - STRING[2], display width 4

Skip Instructions: IF entry is not a valid state abbreviation then
goto CK_INTLOCST

ELSE goto S4B_END

Instrument SAS Name: INTLOCST

Destination Data Set: EUTP

CK_INTLOCST

Check

BSECTION04B.CK_INTLOCST

Description: Not a valid state abbreviation

Inherited Universe:

Universe: (Entry in INTLOCST is not a valid state abbreviation) AND INTLOCST <> DK AND INTLOCST <> RF

Universe Description: State abbreviation entered is not valid

Text: * [Not a valid state abbreviation](#)

Check Instructions:

Type: Hard

Skip Instructions: Go back to INTLOCST

Field

S4B_END
BSECTION04B.S4B_END

Description: End of Section 4B

Form Pane Label:

SAS Name:

Tag Name:

Inherited Universe:

Universe: (INTAWAY = 2, DK or RF) OR (INTAWYX = 1-9999, DK or RF)

Universe Description:

Question Text:

Type: Classification

Length: 0

- Don't Know
- Refuse
- Empty

- On Input
- On Output

Store Instructions: 1. IF (INTAWAY = 2, DK or RF) OR (INTAWYX = 1-9999, DK or RF)
then
Set UTP_ORIG = 1
Set UTP_STAT = 1

2. IF (INTAWAY = 2, DK or RF) OR (INTAWYX = 1-9999, DK or RF)
THEN Set S4B_END = 1

Array:

Skip Instructions: Exit block and goto Section 4C - S4C_INTRO

PRPYCLX_

Field

BSECTION04B.PRPYCLX_

Description: Range edit for PRPYCLX**Form Pane Label:****SAS Name:** PRPYCLX_**Tag Name:****Inherited Universe:****Universe:****Universe Description:****Question Text:****Type:** String**Length:** 2

- Don't Know
- Refuse
- Empty

- On Input
- On Output

Array: **Special Instructions:** NOTE: See ERR1_PRPYCLX for how to set this fieldValid Values: A1 = Range edit failed
(ERR1 check was suppressed)

Blank = Range edit passed

Instrument SAS Name: PRPYCLX_**Destination Data Set:** EUTP

Field

INTAWYX_
BSECTION04B.INTAWYX_

Description: Range edit for INTAWYX

Form Pane Label:

SAS Name: INTAWYX_

Tag Name:

Inherited Universe:

Universe:

Universe Description:

Question Text:

Type: String

Length: 2

- Don't Know
- Refuse
- Empty

- On Input
- On Output

Array:

Special Instructions: NOTE: See ERR1_INTAWYX for how to set this field

Valid Values: A1 = Range edit failed
(ERR1 check was suppressed)

Blank = Range edit passed

Instrument SAS Name: INTAWYX_

Destination Data Set: EUTP

UTP_STAT

Field

BSECTION04B.UTP_STAT

Description: Record status

Form Pane Label:

SAS Name: REC_STAT

Tag Name:

Inherited Universe:

Universe:

Universe Description:

Question Text:

Type: String

Length: 1

- Don't Know
- Refuse
- Empty

- On Input
- On Output

Array:

Special Instructions: NOTE: See S4B_END for how to set this field

Valid values 1 = Active record

Instrument SAS Name: UTP_STAT

Destination Data Set: EUTP

Field

UTP_ORIG
BSECTION04B.UTP_ORIG

Description: Record origin

Form Pane Label:

SAS Name: REC_ORIG

Tag Name:

Inherited Universe:

Universe:

Universe Description:

Question Text:

Type: String

Length: 1

- Don't Know
- Refuse
- Empty

- On Input
- On Output

Array:

Special Instructions: NOTE: See S4B_END for how to set this field

Valid Values: 1 = Data from current month interview

Instrument SAS Name: UTP_ORIG

Destination Data Set: EUTP

S4C_INTRO

S4C_INTRO

Field

Description: Introduction

Form Pane Label: Introduction

SAS Name:

Tag Name: S4C_INTRO

Inherited Universe:

Universe:

Universe Description:

Question Text: Now I am going to ask about utility bills.

Prop # Property Description Company Name Utility Amount1
Amount2 Amount3
(WHATPROP) (UTLPDESC) (COMPNAME) UTILY)
(UTLCHGX1)(UTLCHGX2) (UTLCHGX3)

Type: Enumerated

Length: 1

Answer List: TContinue

Value:	Mnemonic:	Description:
1	Continue	Enter 1 to Continue

- Don't Know
- Refuse
- Empty

- On Input
- On Output

Array:

Skip Instructions: Goto TBLPROPT.Bsection04C.UTC_ITEM

Instrument SAS Name: S4C_INTRO

Destination Data Set: EUTC

Block

TBLPROPT
TBLPROPT

Description: Section 4, Part C - Utilities and Fuels for owned and rented properties

Tab Name:

Fly Over Name:

Universe Type: If

Inherited Universe:

Universe: S4C_INTRO = 1

Universe Description:

Array:

- Block Instructions:**
1. MAX Number of Grid lines: 40
 2. Section Label: Section 4, Part C - Utilities, Fuels, and Services
 3. This section is a laundry list. Follow the laundry list standards. (See the attachment on the field Laundry_List_Standards.)
 4. Pre-chart
 - o Follow pre-chart standards. (See attachment on the field Prechart_Standards.)
 - o See the attachment on the variable Input_Setup_Specifications for specific prechart information

BSECTION04C
TBLPROPT.BSECTION04C

Block

Description:

Tab Name:
Fly Over Name:
Universe Type: If

Inherited Universe:

Universe: (ITEM(previous row) <> 99) AND (ROW # < 41)

Universe Description:

Array:

Block Instructions:

Field

UTC_ITEM
TBLPROPT.BSECTION04C.UTC_ITEM

Description: Received any bills for utilities, fuels or services

Form Pane Label: Item

SAS Name:

Tag Name: UTC_ITEM

Inherited Universe:

Universe:

Universe Description:

Help Screen: H_S4C

Question Text:  12 ? [F1]

Since the first of ^REF_MONTH, have ^YOU_ANYMEM received any bills for any of the following utilities, fuels, or services? Do not include bills for properties used entirely for business.

◆ [Read each item on list:](#)

Fills: REF_MONTH

Instructions: Set REF_MONTH = 3 months before the interview.

Calculated by taking the INTPER from record type 10 to come up with the base month to start from.

Fills: YOU_ANYMEM

Instructions: IF NUMHOUSE = 1 then fill "you"

ELSE fill "you or any members of your household"

Type: Enumerated

Length: 3

Answer List: TUtilities

Value:	Mnemonic:	Description:
1	Electricity	Electricity
2	NaturalGas	Natural or utility gas
3	Fuel_Oil	Fuel oil

4	GasTank	Bottled or tank gas
5	OtherFuel	Other fuels including wood
6	Piped_Water	Piped-in water and sewerage maintenance
7	Trash	Garbage and recycling collection
8	Water	Water softening service
9	Septic	Septic tank cleaning
99	NoMore	None/No more entries
888	DeleteLine	Delete the line

- Don't Know
- Refuse
- Empty

- On Input
- On Output

Store Instructions: Assign UTILY as follows:

- If UTC_ITEM = 1 then set UTILY = 100
- If UTC_ITEM = 2 then set UTILY = 110
- If UTC_ITEM = 3 then set UTILY = 130
- If UTC_ITEM = 4 then set UTILY = 150
- If UTC_ITEM = 5 then set UTILY = 180
- If UTC_ITEM = 6 then set UTILY = 205
- If UTC_ITEM = 7 then set UTILY = 210
- If UTC_ITEM = 8 then set UTILY = 270
- If UTC_ITEM = 9 then set UTILY = 280

Array:

Special Instructions: 1. Answer list options should be in bold black except 99 and 888, they should be in regular black.

(Once an answer list option is selected, the answer list description color should be changed to regular blue.)

2. Pre-fill the Descpr_ax field with answer list option description

- If UTC_ITEM = 1, pre-fill "Electric"
- If UTC_ITEM = 2, pre-fill "Natural or utility gas"
- If UTC_ITEM = 3, pre-fill "Fuel oil"
- If UTC_ITEM = 4, pre-fill "Bottle/tank gas"
- If UTC_ITEM = 5, pre-fill "Other fuels including woo"
- If UTC_ITEM = 6, pre-fill "Piped-in water/sewer maint"
- If UTC_ITEM = 7, pre-fill "Trash/recycling collection"
- If UTC_ITEM = 8, pre-fill "Water soft serv"
- If UTC_ITEM = 9, pre-fill "Septic tank cleaning"

3. IF UTC_ITEM = 888 then "SHOW" the fields in the row

Skip Instructions: 1-9: IF ITEM ne Item2Shadow then goto CK_ITEM
ELSE goto WHATPROP

99: Goto S4C_END

888: Goto next row of table

Instrument SAS Name: UTC_ITEM

Destination Data Set: EUTC

CK_ITEM

Check

TBLPROPT.BSECTION04C.CK_ITEM

Description: After a row is completed, the user has backed up and changed the item number to another valid item number

Inherited Universe:

Universe: UTC_ITEM was changed to another valid item number

Universe Description: After a row is completed, the user has backed up and changed the item number to another valid item number

Text: ♦ [Press "S" to change this item code and enter new data](#)

[Press ENTER to re-enter the original item code: ^OldItem](#)

Check Instructions: IF SUPPRESSED then set all fields in this block to EMPTY

Type: Soft

Skip Instructions: Go back to UTC_ITEM

Fills: OldItem

Instructions: Fill the previous entry in ITEM for this row.

Field

DESCPR_AX
TBLPROPT.BSECTION04C.DESCP_R_AX

Description: Description - SHOW ONLY Field

Form Pane Label: Service

SAS Name:

Tag Name:

Inherited Universe:

Universe:

Universe Description:

Question Text: ** SHOW ONLY **

Type: String

Length: 30

- Don't Know
- Refuse
- Empty

- On Input
- On Output

Store Instructions: Set Up Prefill with UTC_ITEM's answer list description.

Array:

WHATPROP

Field

TBLPROPT.BSECTION04C.WHATPROP

Description: Which property was the bill for

Form Pane Label: Prop

SAS Name: WHATPROP

Tag Name: WHATPROP

Inherited Universe:

Universe: UTC_ITEM = 1-9

Universe Description: All except UTC_ITEM = 99 or 888

Question Text: Which property was the bill for?

Type: Enumerated

Length: 2

Answer List: TProperty

Value:	Mnemonic:	Description:
1	Prop1	^Prop_display[1]
2	Prop2	^Prop_display[2]
3	Prop3	^Prop_display[3]
4	Prop4	^Prop_display[4]
5	Prop5	^Prop_display[5]
6	Prop6	^Prop_display[6]
7	Prop7	^Prop_display[7]
8	Prop8	^Prop_display[8]
9	Prop9	^Prop_display[9]
10	Prop10	^Prop_display[10]
11	Prop11	^Prop_display[11]
12	Prop12	^Prop_display[12]
13	Prop13	^Prop_display[13]
14	Prop14	^Prop_display[14]
15	Prop15	^Prop_display[15]
16	Prop16	^Prop_display[16]
17	Prop17	^Prop_display[17]
18	Prop18	^Prop_display[18]

19	Prop19	^Prop_display[19]
20	Prop20	^Prop_display[20]
40	Prop40	^Prop_display[40]
41	Prop41	^Prop_display[41]
42	Prop42	Rented vacation Property
43	Prop43	Property not owned or rented by household

- Don't Know
- Refuse
- Empty

- On Input
- On Output

- Store Instructions:**
1. If 1-20 entered then set UTLPDESC = PROPDESC
 2. If 40 is entered then set UTLPDESC = "rented sample unit"

Array:

- Special Instructions:**
1. If there are no properties, only display answer list options 42 and 43.
 2. Do not display residential business properties (OWNYB, from section 3, = 600) in the answer list
 3. If an entry of 1-20 is changed to 41-43 then blank out UTLPDESC

Skip Instructions: 1-20,40: IF entry greater than the number of owned properties or deleted properties are selected.
(PROPDESC = 888 OR OPB_STAT = 3 from section 3)
then goto CK_WHATPROP
ELSEIF UTC_ITEM = 1-4, 6-7 and no data in any
850007.COMPNAME [1]-[40] then goto COMPNAME
ELSEIF UTC_ITEM = 1-4, 6-7 and any data in
850007.COMPNAME [1]-[40] then goto LASTCOMP
ELSEIF BCintro.BUSCREEN = 2 goto UTLCHGX1
ELSE goto UTILBUSN

41,42,43,DK,RF: Goto UTLPDESC

Instrument SAS Name: WHATPROP

Destination Data Set: EUTC

CK_WHATPROP

Check

TBLPROPT.BSECTION04C.CK_WHATPROP

Description: Invalid Property Number

Inherited Universe:

Universe: WHATPROP greater than the number of owned properties or deleted properties are selected. (PROPDESC=888 OR OPB_STAT=3 from section 3)

Universe Description:

Text: Input invalid. Value not in range.

Check Instructions: This is a Blaise manipula error

Type: Hard

Skip Instructions: Go back to WHATPROP

Field

UTLPDESC
TBLPROPT.BSECTION04C.UTLPDESC

Description: Property description

Form Pane Label: Prop oth

SAS Name: UTLPDESC

Tag Name: UTLPDESC

Inherited Universe:

Universe: WHATPROP = 41, 42, 43, DK or RF

Universe Description:

Question Text: Briefly describe the property.

Type: String

Length: 30

Don't Know

Refuse

Empty

On Input

On Output

Array:

Skip Instructions: IF UTC_ITEM = 1-4, 6-7 AND no data in any
850006.COMPNAME [1]-[40] then goto COMPNAME

ELSEIF UTC_ITEM = 1-4, 6-7 and any data in
850006.COMPNAME [1]-[40] then goto LASTCOMP

ELSEIF BCeintro.BUSCREEN = 2 goto UTLCHGX1

ELSE goto UTILBUSN

Instrument SAS Name: UTLPDESC

Destination Data Set: EUTC

LASTCOMP

Field

TBLPROPT.BSECTION04C.LASTCOMP

Description:

Form Pane Label: Prev Comp

SAS Name: LASTCOMP

Tag Name: LASTCOMP

Inherited Universe:

Universe: (UTC_ITEM = 1-4, 6-7) AND (Any data in 850006.COMPNAME[1-40])

Universe Description:

Question Text: What is the name of the company or government agency which provides
^Description_util?

Prop # Property Description Company Name Utility Amount1
Amount2 Amount3
(WHATPROP) (UTLPDESC) (COMPNAME) (UTILY)
(UTLCHGX1) (UTLCHGX2) (UTLCHGX3)

Fills: Description_util

Instructions: If UTC_ITEM = 1, fill "electricity"

If UTC_ITEM = 2, fill "natural or utility gas"

If UTC_ITEM = 3, fill "fuel oil"

If UTC_ITEM = 4, fill "bottled or tank gas"

If UTC_ITEM = 6, fill "piped-in water and sewerage maintenance"

If UTC_ITEM = 7, fill "garbage and recycling collection"

Type: Enumerated

Length: 2

Answer List: TLastComp

Value:	Mnemonic:	Description:
1	Comp01	^Comp_display[1]
2	Comp02	^Comp_display[2]
3	Comp03	^Comp_display[3]
4	Comp04	^Comp_display[4]
5	Comp05	^Comp_display[5]
6	Comp06	^Comp_display[6]
7	Comp07	^Comp_display[7]

8	Comp08	^Comp_display[8]
9	Comp09	^Comp_display[9]
10	Comp10	^Comp_display[10]
11	Comp11	^Comp_display[11]
12	Comp12	^Comp_display[12]
13	Comp13	^Comp_display[13]
14	Comp14	^Comp_display[14]
15	Comp15	^Comp_display[15]
16	Comp16	^Comp_display[16]
17	Comp17	^Comp_display[17]
18	Comp18	^Comp_display[18]
19	Comp19	^Comp_display[19]
20	Comp20	^Comp_display[20]
55	Comp55	Company name not listed

- Don't Know
- Refuse
- Empty

- On Input
- On Output

Store Instructions: IF LASTCOMP = 1-20, then store company name selected in COMPNAME

Array:

Skip Instructions: 1-20: IF BCeintro.BUSCREEN = 2 goto UTLCHGX1
ELSE goto UTILBUSN

55: Goto COMPNAME

Instrument SAS Name: LASTCOMP

Destination Data Set: EUTC

COMPNAME

Field

TBLPROPT.BSECTION04C.COMPNAME

Description: Company name

Form Pane Label: Company

SAS Name: COMPNAME

Tag Name: COMPNAME

Inherited Universe:

Universe: (UTC_ITEM = 1-4, 6-7) AND
(no data in 850006.COMPNAME[1-40] or LASTCOMP = 55)

Universe Description:

Question Text: What is the name of the company or government agency which provides
^Description_util?

Prop # Property Description Company Name Utility Amount1
Amount2 Amount3
(WHATPROP) (UTLPDESC) (COMPNAME) (UTILY)
(UTLCHGX1)(UTLCHGX2) (UTLCHGX3)

Fills: Description_util

Instructions: If UTC_ITEM = 1, fill "electricity"
If UTC_ITEM = 2, fill "natural or utility gas"
If UTC_ITEM = 3, fill "fuel oil"
If UTC_ITEM = 4, fill "bottled or tank gas"
If UTC_ITEM = 6, fill "piped-in water and sewerage maintenance"
If UTC_ITEM = 7, fill "garbage and recycling collection"

Type: String

Length: 30

- Don't Know
- Refuse
- Empty

- On Input
- On Output

Array:

Skip Instructions: IF BCeintro.BUSCREEN = 2 goto UTLCHGX1

ELSE goto UTILBUSN

Instrument SAS Name: COMPNAME

Destination Data Set: EUTC

UTILBUSN

Field

TBLPROPT.BSECTION04C.UTILBUSN

Description: Any part deducted as a business expense

Form Pane Label: Bus exp

SAS Name: UTILBUSN

Tag Name: UTILBUSN

Inherited Universe:

Universe: (BCeintro.BUSCREEN <> 2)

Universe Description:

Question Text: Will any part of the ^UtilityDescription charges be deducted as a business expense?

```

Prop #   Property Description   Company Name   Utility   Amount1
Amount2   Amount3
(WHATPROP) (UTLPDESC)           (COMPNAME)   (UTILY)
(UTLCHGX1)(UTLCHGX2) (UTLCHGX3)
    
```

Fills: UtilityDescription

- Instructions:** If UTC_ITEM = 1, fill "electric"
 If UTC_ITEM = 2, fill "natural or utility gas"
 If UTC_ITEM = 3, fill "fuel oil"
 If UTC_ITEM = 4, fill "bottled or tank gas"
 If UTC_ITEM = 5, fill "other fuel including wood"
 If UTC_ITEM = 6, fill "piped-in water and sewerage maintenance"
 If UTC_ITEM = 7, fill "garbage and recycling collection"
 If UTC_ITEM = 8, fill "water softening service"
 If UTC_ITEM = 9, fill "septic tank cleaning"

Type: Enumerated

Length: 1

Answer List: TYesNo

Value:	Mnemonic:	Description:
1	Yes	Yes
2	No	No

- Don't Know
- Refuse
- Empty

- On Input
- On Output

Array:

Skip Instructions: Goto UTLCHGX1

Instrument SAS Name: UTILBUSN

Destination Data Set: EUTC

UTLCHGX1

Field

TBLPROPT.BSECTION04C.UTLCHGX1

Description:

Form Pane Label: \$ Ref Mon

SAS Name: UTLCHGX1

Tag Name: UTLCHGX1

Inherited Universe:

Universe: UTC_ITEM = 1-9

Universe Description:

Question Text: How much were you billed for in ^REF_MONTH?

Prop # Property Description Company Name Utility Amount1
Amount2 Amount3
(WHATPROP) (UTLPDESC) (COMPNAME) (UTILY)
(UTLCHGX1) (UTLCHGX2) (UTLCHGX3)

Fills: REF_MONTH

Instructions: Set REF_MONTH = 3 months before the interview.

Calculated by taking the INTPER from record type 10 to come up with the base month to start from.

Type: Integer

Length: 7

Min: 0

Max: 999999

Don't Know

Refuse

Empty

On Input

On Output

Store Instructions: IF UTLCHGX1 = 0, DK or RF or ERR1 edit passed then
set UTLC_GX1 = EMPTY

Array:

Special Instructions: Display a \$ and comma in the entry field

Skip Instructions: 1-999999: IF (UTC_ITEM = 1 and UTLCHGX1 lt 15 or UTLCHGX1 gt 500)OR
(UTC_ITEM = 2 and UTLCHGX1 lt 8 or UTLCHGX1 gt 500)OR
(UTC_ITEM = 3 and UTLCHGX1 lt 34 or UTLCHGX1 gt 722) OR
(UTC_ITEM = 4 and UTLCHGX1 lt 7 or UTLCHGX1 gt 600) OR
(UTC_ITEM = 5 and UTLCHGX1 lt 19 or UTLCHGX1 gt 700) OR
(UTC_ITEM = 6 and UTLCHGX1 lt 6 or UTLCHGX1 gt 250) OR
(UTC_ITEM = 7 and UTLCHGX1 lt 6 or UTLCHGX1 gt 150) OR
(UTC_ITEM = 8 and UTLCHGX1 lt 7 or UTLCHGX1 gt 106) OR
(UTC_ITEM = 9 and UTLCHGX1 lt 5 or UTLCHGX1 gt 600)
then goto ERR1_UTLCHGX1
ELSE goto UTILCHGX2

0,DK,RF: Goto UTILCHGX2

Instrument SAS Name: UTLCHGX1

Destination Data Set: EUTC

ERR1_UTLCHGX1

Check

TBLPROPT.BSECTION04C.ERR1_UTLCHGX1

Description: Out of Range Check

Inherited Universe:

Universe: [(UTC_ITEM = 1 and UTLCHGX1 lt 15 or UTLCHGX1 gt 500) or
(UTC_ITEM = 2 and UTLCHGX1 lt 8 or UTLCHGX1 gt 500) or
(UTC_ITEM = 3 and UTLCHGX1 lt 34 or UTLCHGX1 gt 722) or
(UTC_ITEM = 4 and UTLCHGX1 lt 7 or UTLCHGX1 gt 600) or
(UTC_ITEM = 5 and UTLCHGX1 lt 19 or UTLCHGX1 gt 700) or
(UTC_ITEM = 6 and UTLCHGX1 lt 6 or UTLCHGX1 gt 250) or
(UTC_ITEM = 7 and UTLCHGX1 lt 6 or UTLCHGX1 gt 150) or
(UTC_ITEM = 8 and UTLCHGX1 lt 7 or UTLCHGX1 gt 106) or
(UTC_ITEM = 9 and UTLCHGX1 lt 5 or UTLCHGX1 gt 600)]
AND UTLCHGX1 <> DK AND UTLCHGX1 <> RF AND UTLCHGX1 <> 0

Universe Description:

Text: ♦ THE VALUE ENTERED IS UNUSUALLY HIGH OR LOW

PLEASE VERIFY AND IF CORRECT, ENTER ITEM LEVEL NOTE

Check Instructions: IF suppressed then set UTLC_GX1 = A1

Type: Soft

Skip Instructions: Suppress: Goto UTILCHGX2

All others, go back to UTILCHGX1

Field

UTLCHGX2

TBLPROPT.BSECTION04C.UTLCHGX2

Description:

Form Pane Label: \$ Mon 2

SAS Name: UTLCHGX2

Tag Name: UTLCHGX2

Inherited Universe:

Universe: UTLCHGX1 = 0 - 999999, DK or RF

Universe Description:

Question Text: How much were you billed for in ^TWO_MONTH?

Prop # Property Description Company Name Utility Amount1
Amount2 Amount3
(WHATPROP) (UTLPDESC) (COMPNAME) (UTILY)
(UTLCHGX1)(UTLCHGX2) (UTLCHGX3)

Fills: TWO_MONTH

Instructions: TWO_MONTH = month 2 months before the interview.

Calculated by taking the INTPER from record type 10 to come up with the base month to start from.

Type: Integer

Length: 7

Min: 0

Max: 999999

- Don't Know
- Refuse
- Empty

- On Input
- On Output

Store Instructions: IF UTLCHGX2 = 0, DK or RF or ERR1 edit passed then
set UTLC_GX2 = EMPTY

Array:

Special Instructions: Display a \$ and comma in the entry field

Skip Instructions: 1-999999: IF (UTC_ITEM = 1 and UTLCHGX2 lt 15 or UTLCHGX2 gt 500) or
(UTC_ITEM = 2 and UTLCHGX2 lt 8 or UTLCHGX2 gt 500) or
(UTC_ITEM = 3 and UTLCHGX2 lt 34 or UTLCHGX2 gt 722) or
(UTC_ITEM = 4 and UTLCHGX2 lt 7 or UTLCHGX2 gt 600) or
(UTC_ITEM = 5 and UTLCHGX2 lt 19 or UTLCHGX2 gt 700) or
(UTC_ITEM = 6 and UTLCHGX2 lt 6 or UTLCHGX2 gt 250) or
(UTC_ITEM = 7 and UTLCHGX2 lt 6 or UTLCHGX2 gt 150) or
(UTC_ITEM = 8 and UTLCHGX2 lt 7 or UTLCHGX2 gt 106) or
(UTC_ITEM = 9 and UTLCHGX2 lt 5 or UTLCHGX2 gt 600)
then goto ERR1_ UTLCHGX2
ELSE goto UTILCHGX3

0,DK,RF: Goto UTILCHGX3

Instrument SAS Name: UTLCHGX2

Destination Data Set: EUTC

Check

ERR1_UTLCHGX2
TBLPROPT.BSECTION04C.ERR1_UTLCHGX2

Description: Out of Range Check

Inherited Universe:

Universe: [(UTC_ITEM = 1 and UTLCHGX2 lt 15 or UTLCHGX2 gt 500) or
(UTC_ITEM = 2 and UTLCHGX2 lt 8 or UTLCHGX2 gt 500) or
(UTC_ITEM = 3 and UTLCHGX2 lt 34 or UTLCHGX2 gt 722) or
(UTC_ITEM = 4 and UTLCHGX2 lt 7 or UTLCHGX2 gt 600) or
(UTC_ITEM = 5 and UTLCHGX2 lt 19 or UTLCHGX2 gt 700) or
(UTC_ITEM = 6 and UTLCHGX2 lt 6 or UTLCHGX2 gt 250) or
(UTC_ITEM = 7 and UTLCHGX2 lt 6 or UTLCHGX2 gt 150) or
(UTC_ITEM = 8 and UTLCHGX2 lt 7 or UTLCHGX2 gt 106) or
(UTC_ITEM = 9 and UTLCHGX2 lt 5 or UTLCHGX2 gt 600)]
AND UTLCHGX2 <> DK AND UTLCHGX2 <> RF AND UTLCHGX2 <> 0

Universe Description:

Text: ♦ THE VALUE ENTERED IS UNUSUALLY HIGH OR LOW

PLEASE VERIFY AND IF CORRECT, ENTER ITEM LEVEL NOTE

Check Instructions: IF suppressed then set UTLC_GX2 = A1

Type: Soft

Skip Instructions: Suppress: Goto UTILCHGX3

All others, go back to UTILCHGX2

UTLCHGX3

Field

TBLPROPT.BSECTION04C.UTLCHGX3

Description:

Form Pane Label: \$ Last mon

SAS Name: UTLCHGX3

Tag Name: UTLCHGX3

Inherited Universe:

Universe: UTC_ITEM = 1-9

Universe Description: UTLCHGX2 = 0-999999, DK or RF

Question Text: How much were you billed for in ^LAST_MONTH?

Prop # Property Description Company Name Utility Amount1
Amount2 Amount3
(WHATPROP) (UTLPDESC) (COMPNAME) (UTILY)
(UTLCHGX1) (UTLCHGX2) (UTLCHGX3)

Fills: LAST_MONTH

Instructions: LAST_MONTH = last month before the interview.

Calculated by taking the INTPER from record type 10 to come up with the base month to start from.

Type: Integer

Length: 7

Min: 0

Max: 999999

Don't Know
 Refuse
 Empty

On Input
 On Output

Store Instructions: IF UTLCHGX3 = 0, DK or RF or ERR1 edit passed then
set UTLC_GX3 = EMPTY

Array:

Special Instructions: Display a \$ and comma in the entry field

Skip Instructions: 1-999999: IF (UTC_ITEM = 1 and UTLCHGX3 lt 15 or UTLCHGX3
gt 500) or
(UTC_ITEM = 2 and UTLCHGX3 lt 8 or UTLCHGX3 gt 500) or
(UTC_ITEM = 3 and UTLCHGX3 lt 34 or UTLCHGX3 gt 722) or
(UTC_ITEM = 4 and UTLCHGX3 lt 7 or UTLCHGX3 gt 600) or
(UTC_ITEM = 5 and UTLCHGX3lt 19 or UTLCHGX3 gt 700) or
(UTC_ITEM = 6 and UTLCHGX3 lt 6 or UTLCHGX3 gt 250) or
(UTC_ITEM = 7 and UTLCHGX3 lt 6 or UTLCHGX3 gt 150) or
(UTC_ITEM = 8 and UTLCHGX3 lt 7 or UTLCHGX3 gt 106) or
(UTC_ITEM = 9 and UTLCHGX3 lt 5 or UTLCHGX3 gt 600)
then goto ERR1_UTLCHGX3
ELSEIF UTLCHGX1 = 0 OR UTLCHGX2 = 0 then goto BLPERIOD
ELSE goto UTILCMB_S

0: Goto BLPERIOD

DK,RF: Goto UTILCMB_S

Instrument SAS Name: UTLCHGX3

Destination Data Set: EUTC

ERR1_UTLCHGX3

Check

TBLPROPT.BSECTION04C.ERR1_UTLCHGX3

Description: Out of Range Check

Inherited Universe:

Universe: [(UTC_ITEM = 1 and UTLCHGX3 lt 15 or UTLCHGX3 gt 500) or
(UTC_ITEM = 2 and UTLCHGX3 lt 8 or UTLCHGX3 gt 500) or
(UTC_ITEM = 3 and UTLCHGX3 lt 34 or UTLCHGX3 gt 722) or
(UTC_ITEM = 4 and UTLCHGX3 lt 7 or UTLCHGX3 gt 600) or
(UTC_ITEM = 5 and UTLCHGX3lt 19 or UTLCHGX3 gt 700) or
(UTC_ITEM = 6 and UTLCHGX3 lt 6 or UTLCHGX3 gt 250) or
(UTC_ITEM = 7 and UTLCHGX3 lt 6 or UTLCHGX3gt 150) or
(UTC_ITEM = 8 and UTLCHGX3 lt 7 or UTLCHGX3 gt 106) or
(UTC_ITEM = 9 and UTLCHGX3 lt 5 or UTLCHGX3 gt 600)]
AND UTLCHGX3 <> DK AND UTLCHGX3 <> RF AND UTLCHGX3 <> 0

Universe Description:

Text: ♦ THE VALUE ENTERED IS UNUSUALLY HIGH OR LOW

PLEASE VERIFY AND IF CORRECT, ENTER ITEM LEVEL NOTE

Check Instructions: IF suppressed then set UTLC_GX3 = A1

Type: Soft

Skip Instructions: Suppress: IF UTLCHGX1 = 0 OR UTLCHGX2 = 0 then goto BLPERIOD
ELSE goto UTILCMB_S

All others, go back to UTLCHGX3

Field

BLPERIOD
TBLPROPT.BSECTION04C.BLPERIOD

Description: Billing period

Form Pane Label: Per

SAS Name: BLPERIOD

Tag Name: BLPERIOD

Inherited Universe:

Universe: UTLCHGX1 = 0 OR UTLCHGX2 = 0 OR UTLCHGX3 = 0

Universe Description:

Question Text: What is your usual billing period for the service?

Prop # Property Description Company Name Utility Amount1
Amount2 Amount3
(WHATPROP) (UTLPDESC) (COMPNAME) (UTILY)
(UTLCHGX1) (UTLCHGX2) (UTLCHGX3)

Type: Enumerated

Length: 1

Answer List: TMonthBillsS

Value:	Mnemonic:	Description:
1	Month1	Month
2	Month2	2 months
3	Quarter	Quarter
4	Annual	Annual
5	Other	Other

- Don't Know
- Refuse
- Empty

- On Input
- On Output

Array:

Skip Instructions: 1-4,DK,RF: Goto UTILCMB_S

5: Goto BLPEROTH

Instrument SAS Name: BLPERIOD

Destination Data Set: EUTC

Field

BLPEROTH
TBLPROPT.BSECTION04C.BLPEROTH

Description:

Form Pane Label: Per oth

SAS Name: BLPEROTH

Tag Name: BLPEROTH

Inherited Universe:

Universe: BLPERIOD = 5

Universe Description:

Question Text: * Specify:

Prop # Property Description Company Name Utility Amount1
Amount2 Amount3
(WHATPROP) (UTLPDESC) (COMPNAME) (UTILY)
(UTLCHGX1)(UTLCHGX2) (UTLCHGX3)

Type: String

Length: 30

- Don't Know
- Refuse
- Empty

- On Input
- On Output

Array:

Skip Instructions: Goto UTILCMB_S

Instrument SAS Name: BLPEROTH

Destination Data Set: EUTC

UTILCMB_S

Field

TBLPROPT.BSECTION04C.UTILCMB_S

Description:

Form Pane Label: C

SAS Name:

Tag Name: UTILCMB_S

Inherited Universe:

Universe: UTC_ITEM = 1-9

Universe Description: (BLPERIOD = 1-5, DK or RF) OR
(UTLCHGX1 ne 0 and UTLCHGX2 ne 0 and UTLCHGX3 ne 0)

Question Text: ♦ [Enter 'C' for a combined expense](#)

Type: String

Length: 1

- Don't Know
- Refuse
- Empty

- On Input
- On Output

Array:

Skip Instructions: C: Goto UTILCMB

EMPTY: IF UTC_ITEM = 3, 4, 6, or 7 and (RT10.POPGRP = 13
or 14) then goto UTLPURCH
ELSE goto MOREBILL

IF anything other than a 'C' or empty is entered then
goto CK_C

Instrument SAS Name: UTILCMB_S

Destination Data Set: EUTC

Check

CK_C
TBLPROPT.BSECTION04C.CK_C

Description: C field can only contain a 'C' or EMPTY

Inherited Universe:

Universe: UTILCMB_S = anything other than a 'C' or EMPTY

Universe Description:

Text: [✦ Enter 'C' or blank to next item.](#)

Check Instructions:

Type: Hard

Skip Instructions: Go back to UTILCMB_S

UTILCMB

Field

TBLPROPT.BSECTION04C.UTILCMB

Description: Add help reference

Form Pane Label: Cmb Code

SAS Name:

Tag Name: UTILCMB

Inherited Universe:

Universe: UTILCMB_S = C

Universe Description:

Help Screen: H_S4C

Question Text:  12 ? [F1]

What other utilities, fuels, or services was ^UtilityDescription combined with?

- Enter all that apply, separate with commas.

Prop # Property Description Company Name Utility Amount1
Amount2 Amount3
(WHATPROP) (UTLPDESC) (COMPNAME) (UTILY)
(UTLCHGX1) (UTLCHGX2) (UTLCHGX3)

Fills: UtilityDescription

Instructions: If UTC_ITEM = 1, fill "electric"

If UTC_ITEM = 2, fill "natural or utility gas"

If UTC_ITEM = 3, fill "fuel oil"

If UTC_ITEM = 4, fill "bottled or tank gas"

If UTC_ITEM = 5, fill "other fuel including wood"

If UTC_ITEM = 6, fill "piped-in water and sewerage maintenance"

If UTC_ITEM = 7, fill "garbage and recycling collection"

If UTC_ITEM = 8, fill "water softening service"

If UTC_ITEM = 9, fill "septic tank cleaning"

Type: Set

Max Number of Values: 11

Length: 2

Answer List: TUtilities_CC

Value:	Mnemonic:	Description:
1	Electricity	Electricity
2	NaturalGas	Natural or utility gas
3	Fuel_Oil	Fuel oil
4	GasTank	Bottled or tank gas
5	OtherFuel	Other fuels including wood
6	Piped_Water	Piped-in water and sewerage maintenance
7	Trash	Garbage and recycling collection
8	Water	Water softening service
9	Septic	Septic tank cleaning
77	Miscel	Misc. combined (unable to specify/DK)

- Don't Know
- Refuse
- Empty

- On Input
- On Output

Store Instructions: For each item selected in UTILCMB, store the appropriate item code in UTIL1 through UTIL10.
(The first entry in UTILCMB should be recoded and stored in UTIL1, the 2nd entry in UTIL2, etc.)

Recode as follows:

- If UTILCMB = 1, store 100
- If UTILCMB = 2, store 110
- If UTILCMB = 3, store 130
- If UTILCMB = 4 store 150
- If UTILCMB = 5 store 180
- If UTILCMB = 6 store 205
- If UTILCMB = 7 store 210
- If UTILCMB = 8 store 270
- If UTILCMB = 9 store 280
- If UTILCMB = 77 store 900

Array:

Skip Instructions: IF UTC_ITEM = 3, 4, 6, or 7 and (RT10.POPGRP = 13 or 14)
then goto UTLPURCH

ELSE goto MOREBILL

Instrument SAS Name: UTILCMB

Destination Data Set: EUTC

UTLPURCH

Field

TBLPROPT.BSECTION04C.UTLPURCH

Description: Paid for Online or in person?

Form Pane Label: Online

SAS Name: UTLPURCH

Tag Name: UTLPURCH

Inherited Universe:

Universe: (UTC_ITEM = 3, 4, 6, or 7) and (RT10.POPGRP = 13 or 14)

Universe Description:

Question Text: Were they paid for -

Type: Enumerated

Length: 1

Answer List: Tonline

Value:	Mnemonic:	Description:
1	Online	Online?
2	InPerson	In person?
3	MailTel	By mail or telephone order?
4	Other	Other

- Don't Know
- Refuse
- Empty

- On Input
- On Output

Array:

Special Instructions: Answer list descriptions for options 1-3 should be bold black

Skip Instructions: 1,3,4,DK,RF: Goto MOREBILL

2: Goto UTILLOC

Instrument SAS Name: UTLPURCH

Destination Data Set: EUTC

UTILLOC

Field

TBLPROPT.BSECTION04C.UTILLOC

Description: Outlet Location - City

Form Pane Label: Location - City

SAS Name: UTILLOC

Tag Name: UTILLOC

Inherited Universe:

Universe: UTLPURCH = 2

Universe Description:

Question Text: In what city is ^COMPNAME_Fill located?

Fills: COMPNAME_Fill

Instructions: Fill entry in COMPNAME

Type: String

Length: 45

- Don't Know
- Refuse
- Empty

- On Input
- On Output

Array:

Skip Instructions: Goto UTILLOCST

Instrument SAS Name: UTILLOC

Destination Data Set: EUTC

Field

UTILOCST
TBLPROPT.BSECTION04C.UTILOCST

Description: Outlet Location - State

Form Pane Label: State

SAS Name: UTILOCST

Tag Name: UTILOCST

Inherited Universe:

Universe: UTLPURCH = 2

Universe Description:

Help Screen: H_DESTCODE

Question Text: ? [F1]

In what state is ^COMPNAME_Fill located?

✦ Enter the two character state abbreviation

Fills: COMPNAME_Fill

Instructions: Fill entry in COMPNAME

Type: String

Length: 2

Don't Know

Refuse

Empty

On Input

On Output

Array:

Special Instructions: Use answer type TState - STRING[2], display width 4

Skip Instructions: IF entry is not a valid abbreviation then goto CK_UTILOCST

ELSE goto MOREBILL

Instrument SAS Name: UTILOCST

Destination Data Set: EUTC

CK_UTILOCST

Check

TBLPROPT.BSECTION04C.CK_UTILOCST

Description: Not a valid state abbreviation

Inherited Universe:

Universe: (Entry in UTILOCST is not a valid state abbreviation) AND UTILOCST <> DK AND UTILOCST <> RF

Universe Description: State abbreviation entered is not valid

Text: * [Not a valid state abbreviation](#)

Check Instructions:

Type: Hard

Skip Instructions: Go back to UTILOCST

Field

MOREBILL
TBLPROPT.BSECTION04C.MOREBILL

Description:

Form Pane Label: Any more

SAS Name:

Tag Name: MOREBILL

Inherited Universe:

Universe: UTC_ITEM = 1-9

Universe Description: (UTILCMB_S = EMPTY) OR (UTILCMB = 1-9 or 77)

Question Text: Did you receive any other ^UtilityDescription bills?

Prop # Property Description Company Name Utility Amount1
Amount2 Amount3
(WHATPROP) (UTLPDESC) (COMPNAME) (UTILY)
(UTLCHGX1) (UTLCHGX2) (UTLCHGX3)

Fills: UtilityDescription

Instructions: If UTC_ITEM = 1, fill "electric"

If UTC_ITEM = 2, fill "natural or utility gas"

If UTC_ITEM = 3, fill "fuel oil"

If UTC_ITEM = 4, fill "bottled or tank gas"

If UTC_ITEM = 5, fill "other fuel including wood"

If UTC_ITEM = 6, fill "piped-in water and sewerage maintenance"

If UTC_ITEM = 7, fill "garbage and recycling collection"

If UTC_ITEM = 8, fill "water softening service"

If UTC_ITEM = 9, fill "septic tank cleaning"

Type: Enumerated

Length: 1

Answer List: TYesNo

Value:	Mnemonic:	Description:
1	Yes	Yes
2	No	No

- Don't Know
- Refuse
- Empty

- On Input
- On Output

Store Instructions: IF MORE = 1, 2 DK or RF THEN
Set UTC_STAT = 1
Set UTC_ORIG = 1

Array:

Skip Instructions: 1: IF ROW number = 40 then goto ERR_MAX
ELSE goto UTC_ITEM, next row in the table

2,DK,RF: IF ROW number = 40 then goto S4C_END
ELSE goto UTC_ITEM, next row in the table

Instrument SAS Name: MOREBIL

Destination Data Set: EUTC

Check

ERR_MAX
TBLPROPT.BSECTION04C.ERR_MAX

Description: Max Number of Rows Reached

Inherited Universe:

Universe: MOREBILL = 1 AND ROW number = 40

Universe Description: Yes, there are more expenses, but there are no more empty rows in the grid

Text: ♦ [No more rows can be added.](#)

Check Instructions:

Type: Hard

Skip Instructions: Go back to MOREBILL

S4C_END

Field

TBLPROPT.BSECTION04C.S4C_END

Description: End of Section 4C

Form Pane Label:

SAS Name:

Tag Name:

Inherited Universe:

Universe: UTC_ITEM = 99 or Table is full

Universe Description:

Question Text:

Type: Classification

Length: 0

Don't Know

Refuse

Empty

On Input

On Output

Array:

Special Instructions: Set 4C End Flag

IF (UTC_ITEM = 99) or (the table is full) then

Set S4C_END = 1

Skip Instructions: Exit block and goto S4_SectComp

Field

UTILY
TBLPROPT.BSECTION04C.UTILY

Description: Item code

Form Pane Label:

SAS Name: UTILY

Tag Name:

Inherited Universe:

Universe:

Universe Description:

Question Text:

Type: String

Length: 3

- Don't Know
- Refuse
- Empty

- On Input
- On Output

Array:

Special Instructions: NOTE: See UTC_ITEM for how to set this field

Valid Values: 100, 110, 130, 150, 180, 205, 210, 270, 280

Instrument SAS Name: UTILY

Destination Data Set: EUTC

UTIL1

Field

TBLPROPT.BSECTION04C.UTIL1

Description: Combined expense- code

Form Pane Label:

SAS Name: UTIL1

Tag Name:

Inherited Universe:

Universe:

Universe Description:

Question Text:

Type: String

Length: 3

Don't Know

Refuse

Empty

On Input

On Output

Array:

Special Instructions: NOTE: See UTILCMB for how to set this field

Valid Values: 100, 110, 130, 150, 180, 205, 210, 270,
280, 900

Instrument SAS Name: UTIL1

Destination Data Set: EUTC

Field

UTIL2
TBLPROPT.BSECTION04C.UTIL2

Description:

Form Pane Label:

SAS Name: UTIL2

Tag Name:

Inherited Universe:

Universe:

Universe Description:

Question Text:

Type: String

Length: 3

- Don't Know
- Refuse
- Empty

- On Input
- On Output

Array:

Special Instructions: NOTE: See UTILCMB for how to set this field

Valid Values: 100, 110, 130, 150, 180, 205, 210, 270,
280, 900

Instrument SAS Name: UTIL2

Destination Data Set: EUTC

UTIL3

Field

TBLPROPT.BSECTION04C.UTIL3

Description:

Form Pane Label:

SAS Name: UTIL3

Tag Name:

Inherited Universe:

Universe:

Universe Description:

Question Text:

Type: String

Length: 3

- Don't Know
- Refuse
- Empty

- On Input
- On Output

Array:

Special Instructions: NOTE: See UTILCMB for how to set this field

Valid Values: 100, 110, 130, 150, 180, 205, 210, 270,
280, 900

Instrument SAS Name: UTIL3

Destination Data Set: EUTC

Field

UTIL4
TBLPROPT.BSECTION04C.UTIL4

Description:

Form Pane Label:

SAS Name: UTIL4

Tag Name:

Inherited Universe:

Universe:

Universe Description:

Question Text:

Type: String

Length: 3

- Don't Know
- Refuse
- Empty

- On Input
- On Output

Array:

Special Instructions: NOTE: See UTILCMB for how to set this field

Valid Values: 100, 110, 130, 150, 180, 205, 210, 270,
280, 900

Instrument SAS Name: UTIL4

Destination Data Set: EUTC

UTIL5

Field

TBLPROPT.BSECTION04C.UTIL5

Description:

Form Pane Label:

SAS Name: UTIL5

Tag Name:

Inherited Universe:

Universe:

Universe Description:

Question Text:

Type: String

Length: 3

- Don't Know
- Refuse
- Empty

- On Input
- On Output

Array:

Special Instructions: NOTE: See UTILCMB for how to set this field

Valid Values: 100, 110, 130, 150, 180, 205, 210, 270,
280, 900

Instrument SAS Name: UTIL5

Destination Data Set: EUTC

Field

UTIL6
TBLPROPT.BSECTION04C.UTIL6

Description:

Form Pane Label:

SAS Name: UTIL6

Tag Name:

Inherited Universe:

Universe:

Universe Description:

Question Text:

Type: String

Length: 3

- Don't Know
- Refuse
- Empty

- On Input
- On Output

Array:

Special Instructions: NOTE: See UTILCMB for how to set this field

Valid Values: 100, 110, 130, 150, 180, 205, 210, 270,
280, 900

Instrument SAS Name: UTIL6

Destination Data Set: EUTC

UTIL7

Field

TBLPROPT.BSECTION04C.UTIL7

Description:

Form Pane Label:

SAS Name: UTIL7

Tag Name:

Inherited Universe:

Universe:

Universe Description:

Question Text:

Type: String

Length: 3

- Don't Know
- Refuse
- Empty

- On Input
- On Output

Array:

Special Instructions: NOTE: See UTILCMB for how to set this field

Valid Values: 100, 110, 130, 150, 180, 205, 210, 270,
280, 900

Instrument SAS Name: UTIL7

Destination Data Set: EUTC

Field

UTIL8
TBLPROPT.BSECTION04C.UTIL8

Description:

Form Pane Label:

SAS Name: UTIL8

Tag Name:

Inherited Universe:

Universe:

Universe Description:

Question Text:

Type: String

Length: 3

- Don't Know
- Refuse
- Empty

- On Input
- On Output

Array:

Special Instructions: NOTE: See UTILCMB for how to set this field

Valid Values: 100, 110, 130, 150, 180, 205, 210, 270,
280, 900

Instrument SAS Name: UTIL8

Destination Data Set: EUTC

UTIL9

Field

TBLPROPT.BSECTION04C.UTIL9

Description:

Form Pane Label:

SAS Name: UTIL9

Tag Name:

Inherited Universe:

Universe:

Universe Description:

Question Text:

Type: String

Length: 3

- Don't Know
- Refuse
- Empty

- On Input
- On Output

Array:

Special Instructions: NOTE: See UTILCMB for how to set this field

Valid Values: 100, 110, 130, 150, 180, 205, 210, 270,
280, 900

Instrument SAS Name: UTIL9

Destination Data Set: EUTC

Field

UTIL10
TBLPROPT.BSECTION04C.UTIL10

Description:

Form Pane Label:

SAS Name:

Tag Name:

Inherited Universe:

Universe:

Universe Description:

Question Text:

Type: String
Length: 3

- Don't Know
- Refuse
- Empty

- On Input
- On Output

Array:

Special Instructions: NOTE: See UTILCMB for how to set this field

Valid Values: 100, 110, 130, 150, 180, 205, 210, 270,
280, 900

Instrument SAS Name: UTIL10

Destination Data Set: EUTC

UTLC_GX1

Field

TBLPROPT.BSECTION04C.UTLC_GX1

Description: Range edit for UTLCHGX1

Form Pane Label:

SAS Name: UTLC_GX1

Tag Name:

Inherited Universe:

Universe:

Universe Description:

Question Text:

Type: String

Length: 2

- Don't Know
- Refuse
- Empty

- On Input
- On Output

Array:

Special Instructions: NOTE: See ERR1_UTLCHGX1 for how to set this field

Valid Values: A1 = Range edit failed
(ERR1 check was suppressed)

Blank = Range edit passed

Instrument SAS Name: UTLC_GX1

Destination Data Set: EUTC

Field

UTLC_GX2
TBLPROPT.BSECTION04C.UTLC_GX2

Description: Range edit for UTLCHGX2

Form Pane Label:

SAS Name: UTLC_GX2

Tag Name:

Inherited Universe:

Universe:

Universe Description:

Question Text:

Type: String

Length: 2

- Don't Know
- Refuse
- Empty

- On Input
- On Output

Array:

Special Instructions: NOTE: See ERR1_UTLCHGX2 for how to set this field

Valid Values: A1 = Range edit failed
(ERR1 check was suppressed)

Blank = Range edit passed

Instrument SAS Name: UTLC_GX2

Destination Data Set: EUTC

UTLC_GX3

Field

TBLPROPT.BSECTION04C.UTLC_GX3

Description: Range edit for UTLCHGX3

Form Pane Label:

SAS Name: UTLC_GX3

Tag Name:

Inherited Universe:

Universe:

Universe Description:

Question Text:

Type: String

Length: 2

- Don't Know
- Refuse
- Empty

- On Input
- On Output

Array:

Special Instructions: NOTE: See ERR1_UTLCHGX3 for how to set this field

Valid Values: A1 = Range edit failed
(ERR1 check was suppressed)

Blank = Range edit passed

Instrument SAS Name: UTLC_GX3

Destination Data Set: EUTC

Field

UTC_STAT
TBLPROPT.BSECTION04C.UTC_STAT

Description: Record status

Form Pane Label:

SAS Name: REC_STAT

Tag Name:

Inherited Universe:

Universe:

Universe Description:

Question Text:

Type: String

Length: 1

- Don't Know
- Refuse
- Empty

- On Input
- On Output

Array:

Special Instructions: NOTE: See MOREBILL for how to set this field

Valid values: 1 = Active record (newly reported)
3 = Inactive record

Instrument SAS Name: UTC_STAT

Destination Data Set: EUTC

UTC_ORIG

Field

TBLPROPT.BSECTION04C.UTC_ORIG

Description: Record origin

Form Pane Label:

SAS Name: REC_ORIG

Tag Name:

Inherited Universe:

Universe:

Universe Description:

Question Text:

Type: String

Length: 1

- Don't Know
- Refuse
- Empty

- On Input
- On Output

Array:

Special Instructions: NOTE: See MOREBILL for how to set this field

Valid values: 1 = Data from current month interview
2 = Data reported in previous quarter

Instrument SAS Name: UTC_ORIG

Destination Data Set: EUTC

Field

S4_SectComp
S4_SectComp

Description: End of Section 4 - Set sectcomp flag

Form Pane Label:

SAS Name:

Tag Name:

Inherited Universe:

Universe: All

Universe Description:

Question Text:

Type: Classification

Length: 0

- Don't Know
- Refuse
- Empty

- On Input
- On Output

Array:

Special Instructions: Set section complete flag

IF S4A_END = 1 AND S4B_END = 1 AND S4C_END = 1 then
set SECTCOMP(4) = Yes

Skip Instructions: Exit block and goto Section 5 - BSECT5

LP4A_Flag

LP4A_Flag

Field

Description: Section 4A Extended Recall Flag

Form Pane Label:

SAS Name:

Tag Name:

Inherited Universe:

Universe: S4A_END = Yes

Universe Description: Section 4A is complete

Question Text:

Type: Enumerated

Length: 1

Answer List: TYesNo

Value:	Mnemonic:	Description:
1	Yes	Yes
2	No	No

- Don't Know
- Refuse
- Empty

- On Input
- On Output

Store Instructions: For I: = 1 to 4 DO
 Set LP4A_Flag[I] = 2
END DO

```
FOR I:= 1 TO 20 DO
  IF BSECTION4.TBLPHONE.BSECTION04A[I].UTA_STAT = 1 THEN:
    IF 2 IN BSECTION4.TBLPHONE.BSECTION04A[I].TYPETEL THEN
      LP4A_Flag[1] := Yes
    END
    IF 1 IN BSECTION4.TBLPHONE.BSECTION04A[I].TYPETEL
      THEN LP4A_Flag[2] := Yes
    END
  IF BSECTION4.TBLPHONE.BSECTION04A[I].TINTNET = 1
```

```
        THEN LP4A_Flag[3] := Yes
      END
    IF BSECTION4.TBLPHONE.BSECTION04A[I].TCABLE = 1
      THEN LP4A_Flag[4] := Yes
    END
  END
END DO
```

Array:

Number of Elements: 4

Special Instructions: Array positions

- 1 = Cell phone (2 selected in typetel)
- 2 = Residential phone (1 selected in typetel)
- 3 = Internet Service
- 4 = Cable Service

Instrument SAS Name: LP4A_Flag

LP4C_Flag

LP4C_Flag

Field

Description: Section 4C Extended Recall Flag

Form Pane Label:

SAS Name:

Tag Name:

Inherited Universe:

Universe: S4C_END = 1

Universe Description:

Question Text:

Type: Enumerated

Length: 1

Answer List: TYesNo

Value:	Mnemonic:	Description:
1	Yes	Yes
2	No	No

- Don't Know
- Refuse
- Empty

- On Input
- On Output

Store Instructions: FOR I: = 1-9
 LP4C_Flag[I] = 2
 ENDDO

```
FOR I:= 1 TO 40 DO
  IF BSECTION4.TBLPROPT.BSECTION04C[I].UTC_Item = 3
    THEN LP4C_Flag[3] := 1
  ELSEIF BSECTION4.TBLPROPT.BSECTION04C[I].UTC_Item = 4
    THEN LP4C_Flag[4] := 1
  ELSEIF BSECTION4.TBLPROPT.BSECTION04C[I].UTC_Item = 5
    THEN LP4C_Flag[5] := 1
  ELSEIF BSECTION4.TBLPROPT.BSECTION04C[I].UTC_Item = 6
    THEN LP4C_Flag[6] := 1
```



```
ELSEIF BSECTION4.TBLPROPT.BSECTION04C[I].UTC_Item = 7  
    THEN LP4C_Flag[7] := 1  
END DO
```

Array:

Number of Elements: 9

Instrument SAS Name: LP4C_Flag

BSECT5

BSECT5

Block

Description: Construction, Repairs, Alterations and Maintenance of Property

Tab Name: S5

Fly Over Name:

Universe Type: If

Inherited Universe:

Universe: SECTCOMP[3] = Yes AND (BFront.START <> 3-5) AND (BCeintro.CE_INTRO = 1)

Universe Description: All interviews where section 3 is complete

Array:

Block Instructions: Section Label: Section 5 - Construction, Repairs,
Alterations and Maintenance of Property

Field

S5_INTRO
S5_INTRO

Description:

Form Pane Label: Introduction

SAS Name:

Tag Name: S5_INTRO

Inherited Universe:

Universe:

Universe Description:

Question Text: Now I am going to ask about expenses for construction, repairs, alterations and maintenance of property.

Prop. Description Work Desc.
(PRP5DESC) (WRKDESC)

Type: Enumerated

Length: 1

Answer List: TContinue

Value:	Mnemonic:	Description:
1	Continue	Enter 1 to Continue

- Don't Know
- Refuse
- Empty

- On Input
- On Output

Array:

Skip Instructions: Goto BBLOCKA.ITEM

Instrument SAS Name: S5_INTRO

Destination Data Set: ECRB

BBLOCKA

BBLOCKA

Block

Description:

Tab Name:
Fly Over Name:
Universe Type: lf

Inherited Universe:

Universe:

Universe Description: All

Array:

Block Instructions: 1. MAX # OF GRID LINES: 12

2. This section is a laundry list. Follow the laundry list standards. (See the attachment on the field Laundry_List_Standards.)
3. Pre-chart
 - o Follow pre-chart standards. (See attachment on the field Prechart_Standards.)
 - o See the attachment on the variable Input_Setup_Specifications for specific prechart information

Block

BROW
BBLOCKA.BROW

Description:

Tab Name:
Fly Over Name:
Universe Type: While

Inherited Universe:

Universe: (ITEM(previous row) <> 99) AND (ROW # < 13)

Universe Description:

Array:

Block Instructions:

ITEM

Field

BBLOCKA.BROW.ITEM

Description: Have you had any expenses for dwelling under construction

Form Pane Label: Item

SAS Name:

Tag Name: CRB_ITEM

Inherited Universe:

Universe:

Universe Description:

Help Screen: H_S5

Question Text: SCREEN 1 -----

 13 ? [F1]

First, let's talk about the construction or alteration of property you ^ownorrent.
^Renters

Since the first of ^REF_MONTH, have ^YOU_ANYMEM had expenses for -

- * Read each item on list.

SCREEN 2 -----

 14 ? [F1]

Now, let's talk about maintenance and repairs for property you ^ownorrent.
^Renters2

- * Read each item on list.

SCREEN 3 -----

 13-14 ? [F1]

Have there been any expenses for any other property, such as property that
you do not ^ownorrent,
paid for by ^YOU_ANYMEM?

- * If Yes -

Which type of job were those expenses for?

Fills: ownorrent

Instructions: IF (there are NO section 2 records where BSECT02.BRENT02.RNT_STAT = 1 or SECT02B.BRENT02.RNT_STAT = 1) AND (there are ANY section 3 records with (OPB_STAT = 1 or (8500.OPB_STAT = 1 and BSECT3.BSECT3A1.BCurrentProps.TStillown.Brow.STILOWN = 1, DK or RF)) then fill "own"

ELSEIF there are ANY section 2 records where BSECT02.BRENT02.RNT_STAT = 1 or SECT02B.BRENT02.RNT_STAT = 1) AND (there are NO section 3 records with (OPB_STAT = 1 or (8500.OPB_STAT = 1 and BSECT3.BSECT3A1.BCurrentProps.TStillown.Brow.STILOWN = 1, DK or RF)) then fill "rent"

ELSE fill "own or rent"

Fills: Renters

Instructions: If RENTER = 1 (from Section 2), then fill "You should not include jobs that have been or will be totally reimbursed by someone outside your household such as a landlord."

Fills: REF_MONTH

Instructions: Set REF_MONTH = 3 months before the interview. Calculated by taking the INTPER from record type 10 to come up with the base month to start from.

Fills: YOU_ANYMEM

Instructions: IF NUMHOUSE = 1 then fill "you"
ELSE fill "you or any members of your household"

Fills: Renters2

Instructions: If RENTERS = 1 (from Section 2), then fill "Again, you should not include jobs that have been or will be totally reimbursed by someone outside your household, such as your landlord."

Type: Enumerated

Length: 3

Answer List: TSec5altems

Value:	Mnemonic:	Description:
1	DwelCons	^S5a_Fill1
2	Buildadd	^S5a_Fill2
3	Finbase	^S5a_Fill3

4	Remodel	^S5a_Fill4
5	Land	^S5a_Fill5
6	Buildout	^S5a_Fill6
7	Repairout	^S5a_Fill7
8	InPaint	^S5a_Fill8
9	Plaster	^S5a_Fill9
10	Plumbing	^S5a_Fill10
11	Electric	^S5a_Fill11
12	HeatAir	^S5a_Fill12
13	Floor	^S5a_Fill13
14	Insulation	^S5a_Fill14
15	Roofing	^S5a_Fill15
16	Siding	^S5a_Fill16
17	Install	^S5a_Fill17
18	Masonry	^S5a_Fill18
19	Other	^S5a_Fill19
95	NoMore95	Continue List
99	NoMore99	None/No more entries
888	DeleteLine	Delete the line

- Don't Know
- Refuse
- Empty

- On Input
- On Output

Store Instructions: Assign a code to CRMCODEB as follows

- If ITEM = 1 then store 100 in CRMCODEB
- If ITEM = 2 then store 110 in CRMCODEB
- If ITEM = 3 then store 120 in CRMCODEB
- If ITEM = 4 then store 130 in CRMCODEB
- If ITEM = 5 then store 140 in CRMCODEB
- If ITEM = 6 then store 150 in CRMCODEB
- If ITEM = 7 then store 160 in CRMCODEB
- If ITEM = 8 then store 175 in CRMCODEB
- If ITEM = 9 then store 190 in CRMCODEB
- If ITEM = 10 then store 200 in CRMCODEB
- If ITEM = 11 then store 210 in CRMCODEB
- If ITEM = 12 then store 220 in CRMCODEB
- If ITEM = 13 then store 235 in CRMCODEB
- If ITEM = 14 then store 240 in CRMCODEB
- If ITEM = 15 then store 260 in CRMCODEB
- If ITEM = 16 then store 270 in CRMCODEB

If ITEM = 17 then store 280 in CRMCODEB
If ITEM = 18 then store 290 in CRMCODEB
If ITEM = 19 then store 300 in CRMCODEB

Array:

- Special Instructions:**
1. Answer list options for Screens 1 and 2 should be in bold black. Answer list options for Screen 3, 95, 99 and 888 should be regular black. (Once an item is selected, the answer list description color should be changed to regular blue.)
 2. For SCREEN 1, display answer list options 1-6, 95 and 888
For SCREEN 2, display answer list options 7-19, 95 and 888
For SCREEN 3, display answer list options 1-19, 99 and 888
 3. IF ITEM = 888 then "SHOW" the fields in the row

Skip Instructions: 1-19: IF ITEM <> Item2Shadow then goto CK_ITEM
ELSE goto CRMPROPI

95: Goto next row

99: Exit block and goto S5A_END

888: IF no more grid lines then exit block and goto S5A_END
ELSE goto ITEM - next line of grid

Instrument SAS Name: CRB_ITEM

Destination Data Set: ECRB

CK_ITEM

Check

BBLOCKA.BROW.CK_ITEM

Description: After a row is completed, the user has backed up and changed the item number to another valid item number

Inherited Universe:

Universe: ITEM was changed to another valid item number

Universe Description: After a row is completed, the user has backed up and changed the item number to another valid item number

Text: ♦ [Press "S" to change this item code and enter new data](#)

[Press ENTER to re-enter the original item code: ^OldItem](#)

Check Instructions: IF SUPPRESSED then set all fields in this block to EMPTY

Type: Soft

Skip Instructions: Go back to ITEM

Fills: OldItem

Instructions: Fill the previous entry in ITEM for this row.

Field

PreFill
BBLOCKA.BROW.PreFill

Description: Description - SHOW ONLY Field

Form Pane Label: Type Const

SAS Name:

Tag Name:

Inherited Universe:

Universe:

Universe Description:

Question Text: ** SHOW ONLY **

Type: String

Length: 30

- Don't Know
- Refuse
- Empty

- On Input
- On Output

Store Instructions: pre-fill and gray this field as follows

- If ITEM = 1, pre-fill "Homes under const"
- If ITEM = 2, pre-fill "Build an addition"
- If ITEM = 3, pre-fill "Finish basement/attic/encl. por"
- If ITEM = 4, pre-fill "Remodeling rooms"
- If ITEM = 5, pre-fill "Landscape or plant trees/shrub"
- If ITEM = 6, pre-fill "Build outdoor patio/walk/fen"
- If ITEM = 7, pre-fill "Repair outdoor patios/walk/fences"
- If ITEM = 8, pre-fill "Painting/papering"
- If ITEM = 9, pre-fill "plastering or paneling"
- If ITEM = 10, pre-fill "install/repair plumbing or water"
- If ITEM = 11, pre-fill "Electrical work"
- If ITEM = 12, pre-fill "Heat/air condition jobs"
- If ITEM = 13, pre-fill "Flooring install/repair/replace"
- If ITEM = 14, pre-fill "Insulation"
- If ITEM = 15, pre-fill "Roofing/gutter/downspouts"
- If ITEM = 16, pre-fill "Siding"
- If ITEM = 17, pre-fill "Inst/rep/repl windw panes/"

If ITEM = 18, pre-fill "Masonry, brick or stucco work"

If ITEM = 19, pre-fill "Other improvements/repairs"

Array:

Field

CRMPROPI
BBLOCKA.BROW.CRMPROPI

Description: On which property was the job done?

Form Pane Label: Property Number

SAS Name: CRMPROPI

Tag Name: CRMPROPI

Inherited Universe:

Universe: ITEM = 1-19

Universe Description:

Question Text: On which property was the work done?

Prop Description Work Desc
(WRKDESC) (PRP5DESC)

Type: Enumerated

Length: 3

Answer List: TCRMPROPI

Value:	Mnemonic:	Description:
1	prop1	^TEMPPROP
2	prop2	^TEMPPROP
3	prop3	^TEMPPROP
4	prop4	^TEMPPROP
5	prop5	^TEMPPROP
6	prop6	^TEMPPROP
7	prop7	^TEMPPROP
8	prop8	^TEMPPROP
9	prop9	^TEMPPROP
10	prop10	^TEMPPROP
11	prop11	^TEMPPROP
12	prop12	^TEMPPROP
13	prop13	^TEMPPROP
14	prop14	^TEMPPROP
15	prop15	^TEMPPROP

16	prop16	^TEMPPROP
17	prop17	^TEMPPROP
18	prop18	^TEMPPROP
19	prop19	^TEMPPROP
20	prop20	^TEMPPROP
97	prop97	^TEMPPROP
98	prop98	^TEMPPROP
99	prop99	Property not owned or rented by household

- Don't Know
- Refuse
- Empty

- On Input
- On Output

Store Instructions: 1. IF 1-20 entered then store PROPDESC in PRP5DESC
2. IF 97 is entered then store "rented sample unit" in PRP5DESC

Array:

Special Instructions: Do not display residential business properties (OWNYB, from section 3, = 600) in the answer list

Skip Instructions: 1-20: IF entry gt total number of properties then goto CK_CRMPROPI
ELSE goto WRKDESC

97: Goto WRKDESC

98,99,DK,RF: Goto PRP5DESC

Instrument SAS Name: CRMPROPI

Destination Data Set: ECRB

Check

CK_CRMPROPI
BBLOCKA.BROW.CK_CRMPROPI

Description: Entry gt total number of properties

Inherited Universe:

Universe: CRMPROPI gt (Total number of properties)

Universe Description:

Text: Input invalid. Value not in range

Check Instructions: NOTE: This is a Blaise manipula generated error

Type: Hard

Skip Instructions: Go back to CRMPROPI

PRP5DESC

Field

BBLOCKA.BROW.PRP5DESC

Description: Briefly describe the property

Form Pane Label: Property specify

SAS Name: PRP5DESC

Tag Name: PRP5DESC

Inherited Universe:

Universe: CRMPROPI = 98, 99, DK, or RF

Universe Description:

Question Text: Briefly describe the property.

<u>Prop Description</u>	<u>Work Desc</u>
(WRKDESC)	(PRP5DESC)

Type: String

Length: 30

- Don't Know
- Refuse
- Empty

- On Input
- On Output

Array:

Skip Instructions: Goto WRKDESC

Instrument SAS Name: PRP5DESC

Destination Data Set: ECRB

Field

WRKDESC
BBLOCKA.BROW.WRKDESC

Description: What work was done?

Form Pane Label: Work Desc

SAS Name: WRKDESC

Tag Name: WRKDESC

Inherited Universe:

Universe: (CRMPROPI = 1-20) OR (PRP5DESC = Entry)

Universe Description:

Question Text: What work was done?

• The description should be adequate to classify "alteration", "repair", etc., and to identify in next interview.

<u>Prop Description</u>	<u>Work Desc</u>
(WRKDESC)	(PRP5DESC)

Type: String

Length: 90

- Don't Know
- Refuse
- Empty

- On Input
- On Output

Store Instructions: Set CRMTYPE and CRMCODE:

IF CRMCODEB = 100 then set CRMTYPE = 5 and set CRMCODE = 199
IF CRMCODEB = 110 then set CRMTYPE = 1
IF CRMCODEB = 120 then set CRMTYPE = 2 and set CRMCODE = 215
IF CRMCODEB = 130 then set CRMTYPE = 2
IF CRMCODEB = 140 then set CRMTYPE = 2 and set CRMCODE = 399
IF CRMCODEB = 150 then set CRMTYPE = 2
IF CRMCODEB = 175 then set CRMTYPE = 4

Array:

Skip Instructions: IF ITEM = 1 or 3 then goto S5_INCL

ELSEIF ITEM = 5 then goto S5BCMB_S

ELSEIF ITEM = 2, 4, 6 or 8 then goto TEMPCODE

ELSE goto CRMTYPE

Instrument SAS Name: WRKDESC

Destination Data Set: ECRB

Field

CRMTYPE
BBLOCKA.BROW.CRMTYPE

Description: Enter the appropriate job classification code

Form Pane Label: Job

SAS Name: CRMTYPE

Tag Name: CRMTYPE

Inherited Universe:

Universe: ITEM = 7, 9-19

Universe Description:

Help Screen: H_CRMTYPE

Question Text: ? [F1]

• Enter the appropriate job classification code.

Prop Description Work Desc
(WRKDESC) (PRP5DESC)

Type: Enumerated

Length: 1

Answer List: TCRMTYPE

Value:	Mnemonic:	Description:
2	Alter	Alteration
3	Replace	Replacement
4	Repair	Maintenance and repair

- Don't Know
- Refuse
- Empty

- On Input
- On Output

Store Instructions: Set CRMCODE:

- if CRMCODEB = 190 and CRMTYPE = 2 then set CRMCODE = 208
- if CRMCODEB = 190 and CRMTYPE = 3 then set CRMCODE = 599
- if CRMCODEB = 200 and CRMTYPE = 4 then set CRMCODE = 403
- if CRMCODEB = 210 and CRMTYPE = 3 then set CRMCODE = 506

if CRMCODEB = 210 and CRMTYPE = 4 then set CRMCODE = 406
if CRMCODEB = 220 and CRMTYPE = 2 then set CRMCODE = 205
if CRMCODEB = 220 and CRMTYPE = 3 then set CRMCODE = 505
if CRMCODEB = 220 and CRMTYPE = 4 then set CRMCODE = 405
if CRMCODEB = 235 and CRMTYPE = 3 then set CRMCODE = 599
if CRMCODEB = 235 and CRMTYPE = 4 then set CRMCODE = 409
if CRMCODEB = 240 and CRMTYPE = 2 then set CRMCODE = 204
if CRMCODEB = 240 and CRMTYPE = 3 then set CRMCODE = 599
if CRMCODEB = 240 and CRMTYPE = 4 then set CRMCODE = 499
if CRMCODEB = 270 and CRMTYPE = 2 then set CRMCODE = 217
if CRMCODEB = 270 and CRMTYPE = 3 then set CRMCODE = 507
if CRMCODEB = 270 and CRMTYPE = 4 then set CRMCODE = 407
if CRMCODEB = 290 and CRMTYPE = 3 then set CRMCODE = 599
if CRMCODEB = 290 and CRMTYPE = 4 then set CRMCODE = 499
if CRMCODEB = 300 and CRMTYPE = 3 then set CRMCODE = 599

if CRMTYPE = DK then set CRMCODE = 999
if CRMTYPE = RF then set CRMCODE = 998

Array:

Special Instructions: IF CRMCODEB = 160 then do not display answer list option 2

Skip Instructions: 2: IF ITEM = 9, 12, 14, or 16 then goto S5BCMB_S
ELSE goto TEMPCODE

3: IF ITEM = 9, 11-12, 16, 18, or 19 then goto S5BCMB_S
ELSE goto TEMPCODE

4: IF ITEM = 10-11, 16, or 18 then goto S5BCMB_S
ELSE goto TEMPCODE

DK,RF: Goto S5BCMB_S

Instrument SAS Name: CRMTYPE

Destination Data Set: ECRB

Field

TEMPCODE
 BBLOCKA.BROW.TEMP CODE

Description:

Form Pane Label: Detailed job

SAS Name:

Tag Name: TEMP CODE

Inherited Universe:

Universe: (ITEM = 2, 4, 6, or 8) OR
 (CRMTYPE = 2 and ITEM = 10, 11, 13, 15, 17-19) OR
 (CRMTYPE = 3 and ITEM = 7, 10, 13, 15, 17) OR
 (CRMTYPE = 4 and ITEM = 7, 9, 13, 15, 17, 19)

Universe Description:

Question Text: [Enter the appropriate detailed job code.](#)

Prop Description Work Desc
 (WRKDESC) (PRP5DESC)

Type: Enumerated
Length: 2

Answer List: TTEMP CODE

Value:	Mnemonic:	Description:
1	Tempcode1	^S5a_Tempcode1
2	Tempcode2	^S5a_Tempcode2
3	Tempcode3	^S5a_Tempcode3
4	Tempcode4	^S5a_Tempcode4
5	Tempcode5	^S5a_Tempcode5
6	Tempcode6	^S5a_Tempcode6
7	Tempcode7	^S5a_Tempcode7
8	Tempcode8	^S5a_Tempcode8
9	Tempcode9	^S5a_Tempcode9
10	Tempcode10	^S5a_Tempcode10

- Don't Know
- Refuse
- Empty

- On Input
 On Output

- Store Instructions:**
1. IF (ITEM = 7) AND CRMTYPE = 4:
 - if TEMPCODE = 1 store 404 in CRMCODE
 - if TEMPCODE = 2 store 412 in CRMCODE
 - if TEMPCODE = 3 store 499 in CRMCODE

 2. IF (ITEM = 7) AND CRMTYPE = 3:
 - if TEMPCODE = 1 store 509 in CRMCODE
 - if TEMPCODE = 2 store 307 in CRMCODE
 - if TEMPCODE = 3 store 303 in CRMCODE
 - if TEMPCODE = 4 store 305 in CRMCODE

 3. IF ITEM = 2:
 - if TEMPCODE = 1 store 101 in CRMCODE
 - if TEMPCODE = 2 store 102 in CRMCODE
 - if TEMPCODE = 3 store 103 in CRMCODE
 - if TEMPCODE = 4 store 104 in CRMCODE
 - if TEMPCODE = 5 store 105 in CRMCODE
 - if TEMPCODE = 6 store 199 in CRMCODE
 - if TEMPCODE = 7 store 301 in CRMCODE
 - if TEMPCODE = 8 store 302 in CRMCODE
 - if TEMPCODE = 9 store 303 in CRMCODE
 - if TEMPCODE = 10 store 399 in CRMCODE

 4. IF ITEM = 4:
 - if TEMPCODE = 1 store 211 in CRMCODE
 - if TEMPCODE = 2 store 212 in CRMCODE
 - if TEMPCODE = 3 store 214 in CRMCODE
 - if TEMPCODE = 4 store 218 in CRMCODE

 5. IF ITEM = 6:
 - if TEMPCODE = 1 store 306 in CRMCODE
 - if TEMPCODE = 2 store 307 in CRMCODE
 - if TEMPCODE = 3 store 302 in CRMCODE
 - if TEMPCODE = 4 store 303 in CRMCODE
 - if TEMPCODE = 5 store 305 in CRMCODE

 6. IF ITEM = 8:
 - if TEMPCODE = 1 store 401 in CRMCODE
 - if TEMPCODE = 2 store 402 in CRMCODE

 7. IF (ITEM = 9) AND CRMTYPE = 4:
 - if TEMPCODE = 1 store 401 in CRMCODE
 - if TEMPCODE = 2 store 499 in CRMCODE

-
8. IF (ITEM = 10) AND CRMTYPE = 2:
 - if TEMPCODE = 1 store 201 in CRMCODE
 - if TEMPCODE = 2 store 202 in CRMCODE
 - if TEMPCODE = 3 store 203 in CRMCODE
 - if TEMPCODE = 4 store 304 in CRMCODE

 9. IF (ITEM = 10) AND CRMTYPE = 3:
 - if TEMPCODE = 1 store 501 in CRMCODE
 - if TEMPCODE = 2 store 502 in CRMCODE
 - if TEMPCODE = 3 store 503 in CRMCODE
 - if TEMPCODE = 4 store 504 in CRMCODE

 10. IF (ITEM = 11) AND CRMTYPE = 2:
 - if TEMPCODE = 1 store 207 in CRMCODE
 - if TEMPCODE = 2 store 216 in CRMCODE
 - if TEMPCODE = 3 store 206 in CRMCODE

 11. IF (ITEM = 13) AND CRMTYPE = 2:
 - if TEMPCODE = 1 store 610 in CRMCODE
 - if TEMPCODE = 2 store 209 in CRMCODE
 - if TEMPCODE = 3 store 210 in CRMCODE

 - IF (ITEM = 13) AND CRMTYPE = 3:
 - if TEMPCODE = 1 store 620 in CRMCODE
 - if TEMPCODE = 2 store 599 in CRMCODE
 - if TEMPCODE = 3 store 599 in CRMCODE

 - IF (ITEM = 13) AND CRMTYPE = 4:
 - if TEMPCODE = 1 store 630 in CRMCODE
 - if TEMPCODE = 2 store 409 in CRMCODE
 - if TEMPCODE = 3 store 409 in CRMCODE

 12. IF (ITEM = 15) AND CRMTYPE = 2:
 - if TEMPCODE = 1 store 299 in CRMCODE
 - if TEMPCODE = 2 store 399 in CRMCODE

 13. IFF(ITEM = 15) AND CRMTYPE = 3 :
 - if TEMPCODE = 1 store 508 in CRMCODE
 - if TEMPCODE = 2 store 599 in CRMCODE

 14. IF (ITEM = 15) AND CRMTYPE = 4 :
 - if TEMPCODE = 1 store 408 in CRMCODE
 - if TEMPCODE = 2 store 499 in CRMCODE

 15. IF (ITEM = 17) AND CRMTYPE = 2, 3 or 4 :
 - if TEMPCODE = 1 and CRMTYPE = 2 store 219 in CRMCODE
 - if TEMPCODE = 1 and CRMTYPE = 3 store 510 in CRMCODE
-

if TEMPCODE = 1 and CRMTYPE = 4 store 410 in CRMCODE
if TEMPCODE = 2 and CRMTYPE = 2 store 220 in CRMCODE
if TEMPCODE = 2 and CRMTYPE = 3 store 511 in CRMCODE
if TEMPCODE = 2 and CRMTYPE = 4 store 411 in CRMCODE

16 IF (ITEM = 18) AND CRMTYPE = 2:
if TEMPCODE = 1 and CRMTYPE = 2 store 299 in CRMCODE
if TEMPCODE = 2 and CRMTYPE = 2 store 399 in CRMCODE

17. IF (ITEM = 19) AND CRMTYPE = 2:
if TEMPCODE = 1 store 207 in CRMCODE
if TEMPCODE = 2 store 208 in CRMCODE
if TEMPCODE = 3 store 213 in CRMCODE
if TEMPCODE = 4 store 215 in CRMCODE
if TEMPCODE = 5 store 216 in CRMCODE
if TEMPCODE = 6 store 299 in CRMCODE
if TEMPCODE = 7 store 305 in CRMCODE
if TEMPCODE = 8 store 399 in CRMCODE

18. IF (ITEM = 19) AND CRMTYPE = 4:
if TEMPCODE = 1 store 412 in CRMCODE
if TEMPCODE = 2 store 499 in CRMCODE

Array:

Skip Instructions: If ITEM = 2 or 4 then goto S5_INCL
ELSE goto S5BCMB_S

Instrument SAS Name: TEMPCODE

Destination Data Set: ECRB

Field

S5BCMB_S
BBLOCKA.BROW.S5BCMB_S

Description: Enter C for a combined expense

Form Pane Label: C

SAS Name:

Tag Name: S5BCMB_S

Inherited Universe:

Universe: ITEM = 5-19

Universe Description:

Question Text: ♦ Enter 'C' for a combined expense

Type: String

Length: 1

- Don't Know
- Refuse
- Empty

- On Input
- On Output

Array:

Skip Instructions: C: Goto S5B_COMB

EMPTY: Goto S5_INCL

IF any entry other than a 'C' or the enter key is entered,
then goto CK_C

Instrument SAS Name: S5BCMB_S

Destination Data Set: ECRB

CK_C
BBLOCKA.BROW.CK_C

Check

Description: C field can only contain a 'C' or Empty

Inherited Universe:

Universe: C = anything other than a 'C' or EMPTY

Universe Description: Anything other than a blank or 'C' is entered

Text: * [Not a valid entry](#)

Check Instructions:

Type: Hard

Skip Instructions: Go back to S5BCMB_S

Field

S5B_COMB
BBLOCKA.BROW.S5B_COMB

Description:

Form Pane Label: Combined codes

SAS Name:

Tag Name: S5B_COMB

Inherited Universe:

Universe: S5BCMB_S = C

Universe Description:

Help Screen: H_S5

Question Text:  13-14 ? [F1]

What other work was included in this job?

◆ Enter all that apply, separate with commas.

Type: Set

Max Number of Values: 16

Length: 2

Answer List: TSec5ItemsComb

Value:	Mnemonic:	Description:
5	s5b_comb5	Landscaping
6	s5b_comb6	Building outdoor patios
7	s5b_comb7	Repair outdoor patios
8	s5b_comb8	Painting/wallpapering
9	s5b_comb9	Plastering or paneling
10	s5b_comb10	Plumbing
11	s5b_comb11	Electrical work
12	s5b_comb12	Heat or air conditioning
13	s5b_comb13	Flooring installation/repair/replacement
14	s5b_comb14	Insulation
15	s5b_comb15	Roofing, gutters or downspouts
16	s5b_comb16	Siding
17	s5b_comb17	Install/Repair/Replace windows, etc
18	s5b_comb18	Masonry, brick or stucco

19	s5b_comb19	Other improvements or repairs
77	s5b_comb77	Misc. combined (unable to specify/DK)

- Don't Know
- Refuse
- Empty

- On Input
- On Output

Store Instructions: For each item selected in S5B_COMB, store the appropriate item code in CRMCDB1-CRMCDB16. (The first entry in S5B_COMB should be recoded and stored in CRMCDB1, the second entry in CRMCDB2, etc.)

Recode as follows:

- if S5B_COMB = 5, store 140
- if S5B_COMB = 6, store 150
- if S5B_COMB = 7, store 160
- if S5B_COMB = 8, store 175
- if S5B_COMB = 9, store 190
- if S5B_COMB = 10, store 200
- if S5B_COMB = 11, store 210
- if S5B_COMB = 12, store 220
- if S5B_COMB = 13, store 235
- if S5B_COMB = 14, store 240
- if S5B_COMB = 15, store 260
- if S5B_COMB = 16, store 270
- if S5B_COMB = 17, store 280
- if S5B_COMB = 18, store 290
- if S5B_COMB = 19, store 300
- if S5B_COMB = 77, store 310

Array:

Skip Instructions: Goto S5_INCL

Instrument SAS Name: S5B_COMB

Destination Data Set: ECRB

Field

S5_INCL
BBLOCKA.BROW.S5_INCL

Description: Did you pay someone to do the work, purchase materials, or rent equipment?

Form Pane Label: Pay/Purchase/Rent

SAS Name:

Tag Name: S5_INCL

Inherited Universe:

Universe: ITEM = 1-19

Universe Description:

Question Text: Since the first of ^REF_MONTH, did ^YOU_YRCU -

- Read each item on list
Enter all that apply, separate with commas.

Fills: REF_MONTH

Instructions: Set REF_MONTH = 3 months before the interview.

Calculated by taking the INTPER from record type 10 to come up with the base month to start from.

Fills: YOU_YRCU

Instructions: IF NUMHOUSE = 1 then fill "you"

ELSE fill "your household"

Type: Set

Max Number of Values: 3

Length: 1

Answer List: TS5_INCL

Value:	Mnemonic:	Description:
1	Pay	Pay someone else to do all or part of the work?
2	Purchase	Purchase any materials, supplies, tools or equipment for doing this job?
3	Rent	Rent any tools or equipment for doing this job?

- Don't Know
- Refuse
- Empty

- On Input
- On Output

Array:

Special Instructions: Answer list options should be in bold black

Skip Instructions: IF 1 selected then goto CONTRCTX
ELSEIF 2 selected then goto SUPPLYX
ELSE goto TOOLX

Instrument SAS Name: S5_INCL

Destination Data Set: ECRB

Field

CONTRCTX
BBLOCKA.BROW.CONTRCTX

Description: How much have you paid for labor and any materials they provided?

Form Pane Label: Total amt paid

SAS Name: CONTRCTX

Tag Name: CONTRCTX

Inherited Universe:

Universe: 1 selected in S5_INCL

Universe Description:

Question Text: Since the first of ^REF_MONTH, what is the total amount you paid to someone else for this job?

Prop Description Work Desc
(WRKDESC) (PRP5DESC)

Fills: REF_MONTH

Instructions: Set REF_MONTH = 3 months before the interview.

Calculated by taking the INTPER from record type 10 to come up with the base month to start from.

Type: Integer

Length: 7

Min: 0

Max: 999999

Don't Know

Refuse

Empty

On Input

On Output

Store Instructions: IF ITEM = 1 AND CONTRCTX le 109445 then set CONT_CTX = EMPTY
ELSEIF ITEM = 2-6 and CONTRCTX le 28000 then
 set CONT_CTX = EMPTY
ELSEIF ITEM = 7-19 and CONTRCTX le 8000 then
 set CONT_CTX = EMPTY
ELSEIF CONTRCTX = DK or RF then set CONT_CTX = EMPTY

Array:

Special Instructions: Display a \$ and comma in the entry field.

Skip Instructions: 0-999999: IF (ITEM = 1 and CONTRCTX gt 109445) OR
(ITEM = 2-6 and CONTRCTX gt 28000) OR
(ITEM = 7-19 and CONTRCTX gt 8000)
then goto ERR1_CONTRCTX
ELSE goto CONT_MO

DK,RF: Goto CONT_MO

Instrument SAS Name: CONTRCTX

Destination Data Set: ECRB

Check

ERR1_CONTRCTX
BBLOCKA.BROW.ERR1_CONTRCTX

Description: Out of Range Check

Inherited Universe:

Universe: [(CRMCODEB = 100 and CONTRCTX gt 109445) OR
(CRMCODEB = 110-150 and CONTRCTX gt 28000) OR
(CRMCODEB = 160-300 and CONTRCTX gt 8000)] AND
(CONTRCTX <> DK and CONTRCTX <> RF)

Universe Description:

Text: * THE VALUE ENTERED IS UNUSUALLY HIGH OR LOW

PLEASE VERIFY AND IF CORRECT, ENTER ITEM LEVEL NOTE

Check Instructions: If suppressed then set CONT_CTX = A1

Type: Soft

Skip Instructions: Suppress: Goto CONT_MO

All others, go back to CNTRCTX

CONT_MO

Field

BBLOCKA.BROW.CONT_MO

Description: What month or months did you pay someone else for this job?

Form Pane Label: Month

SAS Name: CONT_M0

Tag Name: CONT_MO

Inherited Universe:

Universe: CONTRCTX = ENTRY, DK or RF

Universe Description:

Question Text: In what month or months did you pay someone else for this job?

✦ Enter all that apply, separate with commas.

Type: Set

Max Number of Values: 4

Length: 2

Answer List: TMONTH

Value:	Mnemonic:	Description:
1	Jan	January
2	Feb	February
3	Mar	March
4	Apr	April
5	May	May
6	Jun	June
7	Jul	July
8	Aug	August
9	Sep	September
10	Oct	October
11	Nov	November
12	Dec	December

Don't Know

Refuse

Empty

On Input
 On Output

Array:

Special Instructions: Only display the four months in the reference period. REF_MONTH to CUR_MONTH.

Skip Instructions: REF_MONTH CUR_MONTH: IF CONT_MO not in reference period then
goto ERR3_CONT_MO
ELSEIF [((ITEM = 3, 4, 8-12 or 17) and
(RT10.POPGRP = 1, 2, 01 or 02)) OR
(ITEM = 13 and (RT10.POPGRP = 7,
8, 07 or 08))] then goto CONSTORE
ELSEIF ITEM = 1-4, 10-12, or 19 then
goto MAJ_APPL
ELSEIF 2 selected in S5_INCL then
goto SUPPLYX
ELSEIF 3 selected in S5_INCL then
goto TOOLRTX
ELSE goto REIMBRS

DK,RF: IF [((ITEM = 3, 4, 8-12 or 17) and (RT10.POPGRP = 1,
2, 01 or 02)) OR (ITEM = 13 and (RT10.POPGRP =
7, 8, 07 or 08))] then goto CONSTORE
ELSEIF ITEM = 1-4, 10-12, or 19 then goto MAJ_APPL
ELSEIF 2 selected in S5_INCL then goto SUPPLYX
ELSEIF 3 selected in S5_INCL then goto TOOLRTX
ELSE goto REIMBRS

Instrument SAS Name: CONT_MO

Destination Data Set: ECRB

ERR3_CONT_MO
BBLOCKA.BROW.ERR3_CONT_MO

Check

Description: Month is not within the reference period

Inherited Universe:

Universe: CONT_MO is not in the reference period

Universe Description:

Text: [Input invalid. Value not in range.](#)

Check Instructions: NOTE: This is a Blaise manipula generated error

Type: Hard

Skip Instructions: Go back to CONT_MO

Field

CONSTORE
BBLOCKA.BROW.CONSTORE

Description: Where purchased

Form Pane Label: Bus. Name

SAS Name: CONSTORE

Tag Name: CONSTORE

Inherited Universe:

Universe: (CONT_MO = RESPONSE, DK or RF) AND
[((ITEM = 3, 4, 8-12, or 17) and (RT10.POPGRP = 1, 2, 01 or 02)) OR (ITEM = 13
and (RT10.POPGRP = 7, 8, 07 or 08))]

Universe Description:

Question Text: What is the name of the business that provided the service, maintenance, or repair?

- Enter store, website, or company name
If provided from a private individual, enter "private individual."

Type: String

Length: 45

- Don't Know
- Refuse
- Empty

- On Input
- On Output

Array:

Skip Instructions: ENTRY: Goto CONLOC

DK, RF: IF ITEM = 3, 4 or 10-12 then goto MAJ_APPL
ELSEIF 2 selected in S5_INCL then goto SUPPLYX
ELSEIF 3 selected in S5_INCL then goto TOOLRTX
ELSE goto REIMBRS

Instrument SAS Name: CONSTORE

Destination Data Set: ECRB

CONLOC

Field

BBLOCKA.BROW.CONLOC

Description: Repair business location - City

Form Pane Label: Location - City

SAS Name: CONLOC

Tag Name: CONLOC

Inherited Universe:

Universe: CONSTORE = RESPONSE

Universe Description: CONSTORE is not a DK or RF

Question Text: In what city is ^CONSTORE_fill located?

Fills: CONSTORE_fill

Instructions: Fill entry in CONSTORE

Type: String

Length: 45

- Don't Know
- Refuse
- Empty

- On Input
- On Output

Array:

Skip Instructions: Goto CONLOCST

Instrument SAS Name: CONLOC

Destination Data Set: ECRB

Field

CONLOCST
BBLOCKA.BROW.CONLOCST

Description: Repair business location - State

Form Pane Label: State

SAS Name: CONLOCST

Tag Name: CONLOCST

Inherited Universe:

Universe: CONSTORE = RESPONSE

Universe Description:

Help Screen: H_DESTCODE

Question Text: ? [F1]

In what state is ^CONSTORE_fill located?

✦ [Enter the two character state abbreviation](#)

Fills: CONSTORE_fill

Instructions: Fill entry in CONSTORE

Type: String

Length: 2

Don't Know
 Refuse
 Empty

On Input
 On Output

Array:

Special Instructions: Use answer type TState - STRING[2], display width 4

Skip Instructions: IF entry is not a valid state abbreviation then
goto CK_CONLOCST

ELSEIF ITEM = 3, 4 or 10-12 then goto MAJ_APPL

ELSEIF 2 selected in S5_INCL then goto SUPPLYX

ELSEIF 3 selected in S5_INCL then goto TOOLRTX

ELSE goto REIMBRS

Instrument SAS Name: CONLOCST

Destination Data Set: ECRB

Check

CK_CONLOCST
BBLOCKA.BROW.CK_CONLOCST

Description: Not a valid state abbreviation

Inherited Universe:

Universe: (Entry in CONLOCST is not a valid state abbreviation) AND CONLOCST <> DK AND
CONLOCST <> RF

Universe Description: State abbreviation entered is not valid

Text: * [Not a valid state abbreviation](#)

Check Instructions:

Type: Hard

Skip Instructions: Go back to CONLOCST

MAJ_APPL

Field

BBLOCKA.BROW.MAJ_APPL

Description: Did the charges include the cost of any appliances or equipment

Form Pane Label: Appliances/Equip

SAS Name: MAJ_APPL

Tag Name: MAJ_APPL

Inherited Universe:

Universe: (ITEM = 1-4, 10-12 or 19) AND 1 selected in S5_INCL

Universe Description:

Help Screen: H_APPSCR

Question Text: 15 ? [F1]

Did any of the cost since ^REF_MONTH include the cost of any appliances or equipment?

Prop Description Work Desc
(WRKDESC) (PRP5DESC)

Fills: REF_MONTH

Instructions: Set REF_MONTH = 3 months before the interview.

Calculated by taking the INTPER from record type 10 to come up with the base month to start from.

Type: Enumerated

Length: 1

Answer List: TYesNo

Value:	Mnemonic:	Description:
1	Yes	Yes
2	No	No

- Don't Know
- Refuse
- Empty

- On Input
- On Output

Array:

Skip Instructions: 1: Goto APP_SCR

2,DK,RF: IF 2 selected in S5_INCL then goto SUPPLYX
ELSEIF 3 selected in S5_INCL then goto TOOLRTX
ELSE goto REIMBRS

Instrument SAS Name: MAJ_APPL

Destination Data Set: ECRB

APP_SCR

Field

BBLOCKA.BROW.APP_SCR

Description: Which appliances included

Form Pane Label: Appl. Included

SAS Name:

Tag Name: APP_SCR

Inherited Universe:

Universe: MAJ_APPL = 1

Universe Description: Appliance included

Help Screen: H_APPSCR

Question Text:  15 ? [F1]

Which of the following appliances or equipment were included?

• Enter up to six, separate with commas.

Prop Description Work Desc
(WRKDESC) (PRP5DESC)

Type: Set

Max Number of Values: 6

Length: 2

Answer List: TAPP_SCR

Value:	Mnemonic:	Description:
1	appscr1	Cooking stove, range, or oven
2	appscr3	Microwave oven
3	appscr5	Refrigerator or home freezer
4	appscr7	Built-in dishwasher
5	appscr8	Portable dishwasher
6	appscr9	Garbage disposal
7	appscr10	Clothes washer or dryer
8	appscr12	Range hood
9	appscr13	Smoke alarms and detectors
10	appscr15	Window air conditioner
11	appscr16	Portable cooling and heating equipment

12	appscr18	Lamps, lighting fixtures, or ceiling fans
13	appscr17	Other major home appliances and equipment

- Don't Know
- Refuse
- Empty

- On Input
- On Output

Store Instructions: Store the appliance codes in APPCDE1 through APPCDE6:

- if 1 selected in APP_SCR store 100 in APPCDEn
- if 2 selected in APP_SCR store 120 in APPCDEn
- if 3 selected in APP_SCR store 140 in APPCDEn
- if 4 selected in APP_SCR store 160 in APPCDEn
- if 5 selected in APP_SCR store 170 in APPCDEn
- if 6 selected in APP_SCR store 180 in APPCDEn
- if 7 selected in APP_SCR store 195 in APPCDEn
- if 8 selected in APP_SCR store 210 in APPCDEn
- if 9 selected in APP_SCR store 250 in APPCDEn
- if 10 selected in APP_SCR store 340 in APPCDEn
- if 11 selected in APP_SCR store 350 in APPCDEn
- if 12 selected in APP_SCR store 360 in APPCDEn
- if 13 selected in APP_SCR store 900 in APPCDEn

if DK selected in APP_SCR, store 999 in APPCDE1

Array:

Special Instructions: NOTE: Skip instruction for DK changed in 07/2019

Skip Instructions: Goto APPL_X

Instrument SAS Name: APP_SCR

Destination Data Set: ECRB

APPL_X

Field

BBLOCKA.BROW.APPL_X

Description: Appliance Cost

Form Pane Label: Appl. Cost

SAS Name: APPL_X

Tag Name: APPL_X

Inherited Universe:

Universe: MAJ_APPL = 1

Universe Description: Appl. Included

Question Text: What was the total cost for ^appl_x_fill?

[Prop Description](#) [Work Desc](#)
(WRKDESC) (PRP5DESC)

Fills: appl_x_fill

Instructions: IF APP_SCR[2] = blank (i.e. only 1 item was selected in APP_SCR), fill item descriptions as follows:

If APP_SCR[1] = 1, fill "the cooking stove, range, or oven"

If APP_SCR[1] = 2, fill "the microwave oven"

If APP_SCR[1] = 3, fill "the refrigerator or home freezer"

If APP_SCR[1] = 4, fill "the built-in dishwasher"

If APP_SCR[1] = 5, fill "the portable dishwasher"

If APP_SCR[1] = 6, fill "the garbage disposal"

If APP_SCR[1] = 7, fill "the clothes washer or dryer"

If APP_SCR[1] = 8, fill "the range hood"

If APP_SCR[1] = 9, fill "the smoke alarm and detector"

If APP_SCR[1] = 10, fill "the window air conditioner"

If APP_SCR[1] = 11, fill "the portable cooling and heating equipment"

If APP_SCR[1] = 12, fill "the lamp, lighting fixture, or ceiling fan"

If APP_SCR[1] = 13, fill "the other major home appliance or equipment"

If APP_SCR[1] = DK, fill "these appliances or equipment"

ELSE fill "these appliances or equipment"

Type: Integer

Length: 7

Min: 1

Max: 999999

Don't Know
 Refuse
 Empty

On Input
 On Output

Store Instructions: IF APPL_X = DK or RF OR ERR1_APPLX is not triggered then
Set APPL_X_ = EMPTY

Array:

Special Instructions: Display a \$ and comma in the entry field.

Skip Instructions: 1-999999: IF lt 5 or gt 4000 then goto ERR1_APPLX
ELSEIF 2 is selected in S5_INCL then goto SUPPLYX
ELSEIF 3 is selected in S5_INCL then goto TOOLRTX
ELSE goto REIMBRS

DK,RF: IF 2 is selected in S5_INCL then goto SUPPLYX
ELSEIF 3 is selected in S5_INCL then goto TOOLRTX
ELSE goto REIMBRS

Instrument SAS Name: APPL_X

Destination Data Set: ECRB

ERR1_APPLX

Check

BBLOCKA.BROW.ERR1_APPLX

Description: Out of Range Check

Inherited Universe:

Universe: (APPL_X lt 5 or gt 4000) AND APPL_X <> DK AND APPL_X <> RF

Universe Description:

Text: * THE VALUE ENTERED IS UNUSUALLY HIGH OR LOW

PLEASE VERIFY AND IF CORRECT, ENTER ITEM LEVEL NOTE

Check Instructions: IF suppressed then set APPL_X_ = A1

Type: Soft

Skip Instructions: Suppress: IF 2 is selected in S5_INCL then goto SUPPLYX
ELSEIF 3 is selected in S5_INCL then goto TOOLRTX
ELSE goto REIMBRS

All others, go back to APPL_X

Block

ROWA2
BBLOCKA.BROW.ROWA2

Description: Fields CRMMATER - CRMBSNSZ

Tab Name:

Fly Over Name:

Universe Type: lf

Inherited Universe:

Universe:

Universe Description:

Array:

Block Instructions:

SUPPLYX

Field

BBLOCKA.BROW.ROWA2.SUPPLYX

Description: What was the total cost of all items purchased for this job

Form Pane Label: Total Purch \$

SAS Name: SUPPLYX

Tag Name: SUPPLYX

Inherited Universe:

Universe: 2 selected in BSECT5.BBLOCKA.BROW.S5_INCL

Universe Description:

Question Text: Since the first of ^REF_MONTH, what was the total cost of all materials, supplies, tools, or equipment ^YOU_YRCU purchased for this job?

Prop Description Work Desc
(WRKDESC) (PRP5DESC)

Fills: REF_MONTH

Instructions: Set REF_MONTH = 3 months before the interview.
Calculated by taking the INTPER from record type 10 to come up with the base month to start from.

Fills: YOU_YRCU

Instructions: IF NUMHOUSE = 1 then fill "you"
ELSE fill "your household"

Type: Integer

Length: 7

Min: 0

Max: 999999

- Don't Know
- Refuse
- Empty

- On Input
- On Output

Array:

Special Instructions: Display a \$ and comma in the entry field.

Skip Instructions: 0-999999: IF (ITEM = 1 and SUPPLYX gt 7000) OR
(ITEM = 2-6 and SUPPLYX gt 2500) OR
(ITEM = 7-19 and SUPPLYX gt 1000)
then goto ERR1_SUPPLYX

ELSE goto SUPPLYMO

DK,RF: Goto SUPPLYMO

Instrument SAS Name: SUPPLYX

Destination Data Set: ECRB

ERR1_SUPPLYX

Check

BBLOCKA.BROW.ROWA2.ERR1_SUPPLYX

Description: Out of Range Check

Inherited Universe:

Universe: [(ITEM = 1 and SUPPLYX gt 7000) or
(ITEM = 2-6 and SUPPLYX gt 2500) or
(ITEM = 7-19 and SUPPLYX gt 1000)] AND
SUPPLYX <> DK AND SUPPLYX <> RF

Universe Description:

Text: ♦ THE VALUE ENTERED IS UNUSUALLY HIGH OR LOW

PLEASE VERIFY AND IF CORRECT, ENTER ITEM LEVEL NOTE

Check Instructions: IF suppressed, then set SUPPLYX_ = A1

Type: Soft

Skip Instructions: Suppress: Goto SUPPLYMO

All others, go back to SUPPLYX

Field

SUPPLYM
BBLOCKA.BROW.ROWA2.SUPPLYM

Description: What month or months did you make these purchases?

Form Pane Label: Month
SAS Name: SUPPLYM
Tag Name: SUPPLYM
Inherited Universe:

Universe: SUPPLYX = ENTRY, DK or RF

Universe Description:

Question Text: In what month or months did you make these purchases?

✦ Enter all that apply, separate with commas.

Type: Set
Max Number of Values: 4
Length: 2

Answer List: TMONTH

Value:	Mnemonic:	Description:
1	Jan	January
2	Feb	February
3	Mar	March
4	Apr	April
5	May	May
6	Jun	June
7	Jul	July
8	Aug	August
9	Sep	September
10	Oct	October
11	Nov	November
12	Dec	December

- Don't Know
 Refuse
 Empty

- On Input
- On Output

Array:

Special Instructions: Only display the four months in the reference period. REF_MONTH to CUR_MONTH.

Skip Instructions: REF_MONTH - CUR_MONTH: IF SUPPLYM not in reference period then goto ERR3_SUPPLYM
ELSEIF 3 selected in BSECT5.BBLOCKA.BROW.S5_INCL then goto TOOLRTX
ELSE goto REIMBRS

DK, RF: IF 3 selected in BSECT5.BBLOCKA.BROW.S5_INCL then goto TOOLRTX
ELSE goto REIMBRS

Instrument SAS Name: SUPPLYM

Destination Data Set: ECRB

Check

ERR3_SUPPLYM
BBLOCKA.BROW.ROWA2.ERR3_SUPPLYM

Description: Month is not within the reference period

Inherited Universe:

Universe: SUPPLYM is not in the reference period

Universe Description:

Text: [Input invalid. Value not in range.](#)

Check Instructions: NOTE: This is a Blaise manipula generated error

Type: Hard

Skip Instructions: Go back to SUPPLYM

TOOLRTX

Field

BBLOCKA.BROW.ROWA2.TOOLRTX

Description: What was the total cost for all items Rented for this job?

Form Pane Label: Total rental cost

SAS Name: TOOLRTX

Tag Name: TOOLRTX

Inherited Universe:

Universe: 3 selected in BSECT5.BBLOCKA.BROW.S5_INCL

Universe Description:

Question Text: Since the first of ^REF_MONTH, what was the total cost for all tools or equipment ^YOU_YRCU rented for this job?

Prop Description Work Desc
(WRKDESC) (PRP5DESC)

Fills: REF_MONTH

Instructions: Set REF_MONTH = 3 months before the interview.
Calculated by taking the INTPER from record type 10 to come up with the base month to start from.

Fills: YOU_YRCU

Instructions: IF NUMHOUSE = 1 then fill "you"
ELSE fill "your household"

Type: Integer

Length: 7

Min: 0

Max: 999999

Don't Know
 Refuse
 Empty

On Input
 On Output

Store Instructions: IF TOOLRTX le 518, DK or RF then set TOOLRTX_ = EMPTY

Array:

Special Instructions: Display a \$ and comma in the entry field.

Skip Instructions: 0-999999: IF TOOLRTX gt 518 then goto ERR1_TOOLRTX
ELSE goto TOOL_MO

DK,RF: Goto TOOL_MO

Instrument SAS Name: TOOLRTX

Destination Data Set: ECRB

ERR1_TOOLRTX

Check

BBLOCKA.BROW.ROWA2.ERR1_TOOLRTX

Description: Out of Range Check

Inherited Universe:

Universe: TOOLRTX gt 518 AND TOOLRTX <> DK AND TOOLRTX <> RF

Universe Description:

Text: * THE VALUE ENTERED IS UNUSUALLY HIGH OR LOW

PLEASE VERIFY AND IF CORRECT, ENTER ITEM LEVEL NOTE

Check Instructions: IF suppressed then set TOOLRTX_ = A1

Type: Soft

Skip Instructions: Suppress: Goto TOOL_MO

All others, go back to TOOLRTX

Field

TOOL_MO
BBLOCKA.BROW.ROWA2.TOOL_MO

Description: What month or months did you rent these items?

Form Pane Label: Month

SAS Name: TOOL_MO

Tag Name: TOOL_MO

Inherited Universe:

Universe: TOOLRTX = ENTRY, DK or RF

Universe Description:

Question Text: In what month or months did you rent these items?

✦ Enter all that apply, separate with commas.

Type: Set

Max Number of Values: 4

Length: 2

Answer List: TMONTH

Value:	Mnemonic:	Description:
1	Jan	January
2	Feb	February
3	Mar	March
4	Apr	April
5	May	May
6	Jun	June
7	Jul	July
8	Aug	August
9	Sep	September
10	Oct	October
11	Nov	November
12	Dec	December

Don't Know

Refuse

Empty

- On Input
- On Output

Array:

Special Instructions: Only display the four months in the reference period. REF_MONTH to CUR_MONTH.

Skip Instructions: REF_MONTH - CUR_MONTH: IF TOOL_MO not in reference period then goto ERR3_TOOL_MO
ELSE goto REIMBRS

DK, RF: Goto REIMBRS

Instrument SAS Name: TOOL_MO

Destination Data Set: ECRB

Check

ERR3_TOOL_MO
BBLOCKA.BROW.ROWA2.ERR3_TOOL_MO

Description: Month is not within the reference period

Inherited Universe:

Universe: TOOL_MO is not in the reference period

Universe Description:

Text: [Input invalid. Value not in range.](#)

Check Instructions: NOTE: This is a Blaise manipula generated error

Type: Hard

Skip Instructions: Go back to TOOL_MO

REIMBRS

Field

BBLOCKA.BROW.ROWA2.REIMBRS

Description: Was/will any of the total cost be reimbursed or paid by someone outside of your CU?

Form Pane Label: Reimbursement

SAS Name: REIMBRS

Tag Name: REIMBRS

Inherited Universe:

Universe: ITEM = 1-19

Universe Description:

Question Text: Was or will any of the total cost of this job be reimbursed or paid by someone outside of your household?

Prop Description Work Desc
(WRKDESC) (PRP5DESC)

Type: Enumerated

Length: 1

Answer List: TYesNo

Value:	Mnemonic:	Description:
1	Yes	Yes
2	No	No

- Don't Know
- Refuse
- Empty

- On Input
- On Output

Array:

Skip Instructions: 1: Goto REIMBRSZ

2,DK,RF: IF BCeintro.BUSCREEN = 2 then goto MORE
ELSE goto CRMBSNSD

Instrument SAS Name: REIMBRS

Destination Data Set: ECRB

REIMBRSZ

Field

BBLOCKA.BROW.ROWA2.REIMBRSZ

Description: What percent of the total cost was/will be reimbursed or paid by someone outside the CU

Form Pane Label: % Reimbursed

SAS Name: REIMBRSZ

Tag Name: REIMBRSZ

Inherited Universe:

Universe: REIMBRS = 1

Universe Description:

Question Text: What percent of the total cost was or will be reimbursed or paid by someone outside of your household?

Prop Description Work Desc
(WRKDESC) (PRP5DESC)

Type: Integer

Length: 3

Min: 1

Max: 100

- Don't Know
- Refuse
- Empty

- On Input
- On Output

Array:

Skip Instructions: 1-99,DK,RF: IF BCeintro.BUSCREEN = 2 then goto MORE
ELSE goto CRMBSNSD

100: Goto ERR2_REIMBRSZ

Instrument SAS Name: REIMBRSZ

Destination Data Set: ECRB

Check

ERR2_REIMBRSZ
BBLOCKA.BROW.ROWA2.ERR2_REIMBRSZ

Description: 100% business expense

Inherited Universe:

Universe: REIMBRSZ = 100

Universe Description:

Text: * 100% WAS ENTERED

PLEASE VERIFY

Check Instructions:

Type: Soft

Skip Instructions: Suppress: IF BCeintro.BUSCREEN = 2 then goto MORE
ELSE goto CRMBSNSD

All others, go back to REIMBRSZ

CRMBSNSD

Field

BBLOCKA.BROW.ROWA2.CRMBSNSD

Description: Were/will any of these expenses for this job be deducted as a business expense?

Form Pane Label: Business deduction

SAS Name: CRMBSNSD

Tag Name: CRMBSNSD

Inherited Universe:

Universe: ((REIMBRS = 2, DK or RF) OR (REIMBRSZ = 1-100, DK or RF)) AND BCeintro.BUSCREEN <> 2

Universe Description:

Question Text: Were or will any of these expenses for this job be deducted as a business expense?

Prop Description Work Desc
(WRKDESC) (PRP5DESC)

Type: Enumerated

Length: 1

Answer List: TYesNo

Value:	Mnemonic:	Description:
1	Yes	Yes
2	No	No

- Don't Know
- Refuse
- Empty

- On Input
- On Output

Array:

Skip Instructions: 1: Goto CRMBSNSZ

2,DK,RF: Goto BSECT5.BBLOCKA.BROW.MORE

Instrument SAS Name: CRMBSNSD

Destination Data Set: ECRB

CRMBSNSZ

Field

BBLOCKA.BROW.ROWA2.CRMBSNSZ

Description: What percent was or will be deducted?

Form Pane Label: % Deducted

SAS Name: CRMBSNSZ

Tag Name: CRMBSNSZ

Inherited Universe:

Universe: CRMBSNSZ = 1

Universe Description:

Question Text: What percent was or will be deducted?

<u>Prop Description</u>	<u>Work Desc</u>
(WRKDESC)	(PRP5DESC)

Type: Integer

Length: 3

Min: 1

Max: 100

Don't Know

Refuse

Empty

On Input

On Output

Array:

Skip Instructions: 1-99,DK,RF: Exit block and goto MORE

100: Goto ERR2_CRMBSNSZ

Instrument SAS Name: CRMBSNSZ

Destination Data Set: ECRB

Check

ERR2_CRMBSNSZ
BBLOCKA.BROW.ROWA2.ERR2_CRMBSNSZ

Description: 100% Business

Inherited Universe:

Universe: CRMBSNSZ = 100

Universe Description:

Text: * 100% WAS ENTERED

PLEASE VERIFY

Check Instructions:

Type: Soft

Skip Instructions: Suppress: Exit block and goto MORE

All others, go back to CRMBSNSZ

SUPPLYX_

Field

BBLOCKA.BROW.ROWA2.SUPPLYX_

Description: Range edit flag for SUPPLYX

Form Pane Label:

SAS Name: SUPPLYX_

Tag Name:

Inherited Universe:

Universe:

Universe Description:

Question Text: ** OUT VARIABLE **

Type: String

Length: 2

- Don't Know
- Refuse
- Empty

- On Input
- On Output

Array:

Special Instructions: Note: See ERR1_SUPPLYX for how to set this field.

Valid Values: A1 = Range edit failed
(ERR1 check was suppressed)

Blank = Range edit passed

Instrument SAS Name: SUPPLYX_

Destination Data Set: ECRB

Field

TOOLRTX_
BBLOCKA.BROW.ROWA2.TOOLRTX_

Description: Range edit flag for TOOLRTX

Form Pane Label:

SAS Name: TOOLRTX_

Tag Name:

Inherited Universe:

Universe:

Universe Description:

Question Text: ** OUT VARIABLE **

Type: String

Length: 2

- Don't Know
- Refuse
- Empty

- On Input
- On Output

Array:

Special Instructions: Note: See ERR1_TOOLRTX for how to set this field.

Valid Values: A1 = Range edit failed
(ERR1 check was suppressed)

Blank = Range edit passed

Instrument SAS Name: TOOLRTX_

Destination Data Set: ECRB

MORE

Field

BBLOCKA.BROW.MORE

Description:

Form Pane Label: Any more

SAS Name:

Tag Name: ANY5MORE

Inherited Universe:

Universe: ITEM = 1-19

Universe Description:

Question Text: Did you have any other expenses for ^S5_Desc?

<u>Prop Description</u>	<u>Work Desc</u>
(WRKDESC)	(PRP5DESC)

Fills: S5_Desc

Instructions: ITEM = 1 "homes under construction including a vacation home or second home"

ITEM = 2 "building an addition to a house or a new structure, such as a porch, garage, or new rooms"

ITEM = 3 "finishing a basement or an attic or enclosing a porch"

ITEM = 4 "remodeling one or more rooms in the house"

ITEM = 5 "landscaping the grounds or planting new shrubs or trees"

ITEM = 6 "building outdoor patios, walks, fences, or other enclosures, driveways, or permanent swimming pools, or hot tubs"

ITEM = 7 "repairing outdoor patios, walks, fences, driveways, or permanent swimming pools"

ITEM = 8 "painting, either interior or exterior, or wallpapering"

ITEM = 9 "plastering or paneling"

ITEM = 10 "plumbing or water heating installations or repairs"

ITEM = 11 "electrical work"

ITEM = 12 "heating or air conditioning jobs"

ITEM = 13 "flooring installation, repairs, or replacements including carpeting, wood, vinyl, and tile"

ITEM = 14 "insulation"

ITEM = 15 "roofing, gutters or downspouts"

ITEM = 16 "siding"

ITEM = 17 "installation, repair, or replacement of window panes"

ITEM = 18 "masonry, brick or stucco work"

ITEM = 19 "other improvements or repairs"

Type: Enumerated
Length: 1

Answer List: TYesNo

Value:	Mnemonic:	Description:
1	Yes	Yes
2	No	No

- Don't Know
- Refuse
- Empty

- On Input
- On Output

Store Instructions: 1. IF MORE = 1, 2, DK or RF then
Set CRB_STAT = 1
Set CRB_ORIG = 1

2. IF MORE = 1, 2, DK or RF then Set Item2Shadow = ITEM

Array:

Special Instructions: If entry of 1, then prefill, ITEM and PREFILL fields for the next row with the same information as the current row.

Skip Instructions: 1: IF ROW number = 12 then goto ERR_MAX
ELSE goto ITEM, next row

2,DK,RF: IF ROW number = 12 then exit block and goto S5A_END
ELSE goto ITEM, next row

Instrument SAS Name: ANY5MORE

Destination Data Set: ECRB

ERR_MAX

Check

BBLOCKA.BROW.ERR_MAX

Description: Max number of Rows Reached

Inherited Universe:

Universe: MORE = 1 AND (ROW number = 12)

Universe Description: Yes there are more expenses, but there are no more empty rows in the grid

Text: ♦ [No more rows can be added](#)

Check Instructions:

Type: Hard

Skip Instructions: Go back to MORE

Field

CRMCODEB
BBLOCKA.BROW.CRMCODEB

Description: Item code

Form Pane Label:

SAS Name: CRMCODEB

Tag Name:

Inherited Universe:

Universe:

Universe Description:

Question Text:

Type: String

Length: 3

- Don't Know
- Refuse
- Empty

- On Input
- On Output

Array:

Special Instructions: Note: See ITEM for how to set this field.

Valid values: 100,110,120,130,140,150,160,175,190,
200,210,220,235,240,260,270,280,290,
300

Instrument SAS Name: CRMCODEB

Destination Data Set: ECRB

CRMCODE

Field

BBLOCKA.BROW.CRMCODE

Description: Item code

Form Pane Label:

SAS Name: CRMCODE

Tag Name:

Inherited Universe:

Universe:

Universe Description:

Question Text:

Type: String

Length: 3

- Don't Know
- Refuse
- Empty

- On Input
- On Output

Array:

Special Instructions: Note: See WRKDESC for how to set this field.

Valid values: 101-105, 199,
201-220, 299,
301-307, 399,
401-412, 499,
501-511, 599,
610, 620, 630,
998, 999

Instrument SAS Name: CRMCODE

Destination Data Set: ECRB

Field

APPCDE1
BBLOCKA.BROW.APPCDE1

Description: Appliance code

Form Pane Label:

SAS Name: APPCDE1

Tag Name:

Inherited Universe:

Universe:

Universe Description:

Question Text:

Type: String

Length: 3

Don't Know

Refuse

Empty

On Input

On Output

Array:

Special Instructions: Note: See APP_SCR for how to set this field.

Valid values: 100,120,140,160,170,180,195,
210,250,
340,350,360,
900,999

Instrument SAS Name: APPCDE1

Destination Data Set: ECRB

APPCDE2

Field

BBLOCKA.BROW.APPCDE2

Description:

Form Pane Label:

SAS Name: APPCDE2

Tag Name:

Inherited Universe:

Universe:

Universe Description:

Question Text:

Type: String

Length: 3

- Don't Know
- Refuse
- Empty

- On Input
- On Output

Array:

Special Instructions: Note: See APP_SCR for how to set this field.

Valid values: 100,120,140,160,170,180,195,
210,250,
340,350,360,
900

Instrument SAS Name: APPCDE2

Destination Data Set: ECRB

Field

APPCDE3
BBLOCKA.BROW.APPCDE3

Description:

Form Pane Label:

SAS Name: APPCDE3

Tag Name:

Inherited Universe:

Universe:

Universe Description:

Question Text:

Type: String

Length: 3

Don't Know

Refuse

Empty

On Input

On Output

Array:

Special Instructions: Note: See APP_SCR for how to set this field.

Valid values: 100,120,140,160,170,180,195,
210,250,
340,350,360,
900

Instrument SAS Name: APPCDE3

Destination Data Set: ECRB

APPCDE4

Field

BBLOCKA.BROW.APPCDE4

Description:

Form Pane Label:

SAS Name: APPCDE4

Tag Name:

Inherited Universe:

Universe:

Universe Description:

Question Text:

Type: String

Length: 3

- Don't Know
- Refuse
- Empty

- On Input
- On Output

Array:

Special Instructions: Note: See APP_SCR for how to set this field.

Valid values: 100,120,140,160,170,180,195,
210,250,
340,350,360,
900

Instrument SAS Name: APPCDE4

Destination Data Set: ECRB

Field

APPCDE5
BBLOCKA.BROW.APPCDE5

Description:

Form Pane Label:

SAS Name: APPCDE5

Tag Name:

Inherited Universe:

Universe:

Universe Description:

Question Text:

Type: String

Length: 3

- Don't Know
- Refuse
- Empty

- On Input
- On Output

Array:

Special Instructions: Note: See APP_SCR for how to set this field.

Valid values: 100,120,140,160,170,180,195,
210,250,
340,350,360,
900

Instrument SAS Name: APPCDE5

Destination Data Set: ECRB

APPCDE6

Field

BBLOCKA.BROW.APPCDE6

Description:

Form Pane Label:

SAS Name: APPCDE6

Tag Name:

Inherited Universe:

Universe:

Universe Description:

Question Text:

Type: String

Length: 3

- Don't Know
- Refuse
- Empty

- On Input
- On Output

Array:

Special Instructions: Note: See APP_SCR for how to set this field.

Valid values: 100,120,140,160,170,180,195,
210,250,
340,350,360,
900

Instrument SAS Name: APPCDE6

Destination Data Set: ECRB

Field

CRMADB1
BBLOCKA.BROW.CRMADB1

Description: Combined expense- code

Form Pane Label:

SAS Name: CRMADB1

Tag Name:

Inherited Universe:

Universe:

Universe Description:

Question Text:

Type: String

Length: 3

- Don't Know
- Refuse
- Empty

- On Input
- On Output

Array:

Special Instructions: NOTE: See S5B_COMB for how to set this field.

Valid Values: 140,150,160,175,190,
200,210,220,235,240,260,270,280,290,
300,310

Instrument SAS Name: CRMADB1

Destination Data Set: ECRB

CRMADB2

Field

BBLOCKA.BROW.CRMADB2

Description:

Form Pane Label:

SAS Name: CRMADB2

Tag Name:

Inherited Universe:

Universe:

Universe Description:

Question Text:

Type: String

Length: 3

- Don't Know
- Refuse
- Empty

- On Input
- On Output

Array:

Special Instructions: NOTE: See S5B_COMB for how to set this field.

Valid Values: 140,150,160,175,190,
200,210,220,235,240,260,270,280,290,
300,310

Instrument SAS Name: CRMADB2

Destination Data Set: ECRB

Field

CRMADB3
BBLOCKA.BROW.CRMADB3

Description:

Form Pane Label:

SAS Name: CRMADB3

Tag Name:

Inherited Universe:

Universe:

Universe Description:

Question Text:

Type: String

Length: 3

- Don't Know
- Refuse
- Empty

- On Input
- On Output

Array:

Special Instructions: NOTE: See S5B_COMB for how to set this field.

Valid Values: 140,150,160,175,190,
200,210,220,235,240,260,270,280,290,
300,310

Instrument SAS Name: CRMADB3

Destination Data Set: ECRB

CRMADB4

Field

BBLOCKA.BROW.CRMADB4

Description:

Form Pane Label:

SAS Name: CRMADB4

Tag Name:

Inherited Universe:

Universe:

Universe Description:

Question Text:

Type: String

Length: 3

- Don't Know
- Refuse
- Empty

- On Input
- On Output

Array:

Special Instructions: NOTE: See S5B_COMB for how to set this field.

Valid Values: 140,150,160,175,190,
200,210,220,235,240,260,270,280,290,
300,310

Instrument SAS Name: CRMADB4

Destination Data Set: ECRB

Field

CRMADB5
BBLOCKA.BROW.CRMADB5

Description:

Form Pane Label:

SAS Name: CRMADB5

Tag Name:

Inherited Universe:

Universe:

Universe Description:

Question Text:

Type: String

Length: 3

- Don't Know
- Refuse
- Empty

- On Input
- On Output

Array:

Special Instructions: NOTE: See S5B_COMB for how to set this field.

Valid Values: 140,150,160,175,190,
200,210,220,235,240,260,270,280,290,
300,310

Instrument SAS Name: CRMADB5

Destination Data Set: ECRB

CRMADB6

Field

BBLOCKA.BROW.CRMADB6

Description:

Form Pane Label:

SAS Name: CRMADB6

Tag Name:

Inherited Universe:

Universe:

Universe Description:

Question Text:

Type: String

Length: 3

- Don't Know
- Refuse
- Empty

- On Input
- On Output

Array:

Special Instructions: NOTE: See S5B_COMB for how to set this field.

Valid Values: 140,150,160,175,190,
200,210,220,235,240,260,270,280,290,
300,310

Instrument SAS Name: CRMADB6

Destination Data Set: ECRB

Field

CRMADB7
BBLOCKA.BROW.CRMADB7

Description:

Form Pane Label:

SAS Name: CRMADB7

Tag Name:

Inherited Universe:

Universe:

Universe Description:

Question Text:

Type: String

Length: 3

- Don't Know
- Refuse
- Empty

- On Input
- On Output

Array:

Special Instructions: NOTE: See S5B_COMB for how to set this field.

Valid Values: 140,150,160,175,190,
200,210,220,235,240,260,270,280,290,
300,310

Instrument SAS Name: CRMADB7

Destination Data Set: ECRB

CRMADB8

Field

BBLOCKA.BROW.CRMADB8

Description:

Form Pane Label:

SAS Name: CRMADB8

Tag Name:

Inherited Universe:

Universe:

Universe Description:

Question Text:

Type: String

Length: 3

- Don't Know
- Refuse
- Empty

- On Input
- On Output

Array:

Special Instructions: NOTE: See S5B_COMB for how to set this field.

Valid Values: 140,150,160,175,190,
200,210,220,235,240,260,270,280,290,
300,310

Instrument SAS Name: CRMADB8

Destination Data Set: ECRB

Field

CRMADB9
BBLOCKA.BROW.CRMADB9

Description:

Form Pane Label:

SAS Name: CRMADB9

Tag Name:

Inherited Universe:

Universe:

Universe Description:

Question Text:

Type: String

Length: 3

- Don't Know
- Refuse
- Empty

- On Input
- On Output

Array:

Special Instructions: NOTE: See S5B_COMB for how to set this field.

Valid Values: 140,150,160,175,190,
200,210,220,235,240,260,270,280,290,
300,310

Instrument SAS Name: CRMADB9

Destination Data Set: ECRB

CRMCD10

Field

BBLOCKA.BROW.CRMCD10

Description:

Form Pane Label:

SAS Name:

Tag Name:

Inherited Universe:

Universe:

Universe Description:

Question Text:

Type: String

Length: 3

- Don't Know
- Refuse
- Empty

- On Input
- On Output

Array:

Special Instructions: NOTE: See S5B_COMB for how to set this field.

Valid Values: 140,150,160,175,190,
200,210,220,235,240,260,270,280,290,
300,310

Instrument SAS Name: CRMCD10

Destination Data Set: ECRB

Field

CRMADB11
BBLOCKA.BROW.CRMADB11

Description:

Form Pane Label:

SAS Name:

Tag Name:

Inherited Universe:

Universe:

Universe Description:

Question Text:

Type: String

Length: 3

- Don't Know
- Refuse
- Empty

- On Input
- On Output

Array:

Special Instructions: NOTE: See S5B_COMB for how to set this field.

Valid Values: 140,150,160,175,190,
200,210,220,235,240,260,270,280,290,
300,310

Instrument SAS Name: CRMADB11

Destination Data Set: ECRB

CRMCD12

Field

BBLOCKA.BROW.CRMCD12

Description:

Form Pane Label:

SAS Name:

Tag Name:

Inherited Universe:

Universe:

Universe Description:

Question Text:

Type: String

Length: 3

- Don't Know
- Refuse
- Empty

- On Input
- On Output

Array:

Special Instructions: NOTE: See S5B_COMB for how to set this field.

Valid Values: 140,150,160,175,190,
200,210,220,235,240,260,270,280,290,
300,310

Instrument SAS Name: CRMCD12

Destination Data Set: ECRB

Field

CRMADB13
BBLOCKA.BROW.CRMADB13

Description:

Form Pane Label:

SAS Name:

Tag Name:

Inherited Universe:

Universe:

Universe Description:

Question Text:

Type: String

Length: 3

- Don't Know
- Refuse
- Empty

- On Input
- On Output

Array:

Special Instructions: NOTE: See S5B_COMB for how to set this field.

Valid Values: 140,150,160,175,190,
200,210,220,235,240,260,270,280,290,
300,310

Instrument SAS Name: CRMADB13

Destination Data Set: ECRB

CRMCD14

Field

BBLOCKA.BROW.CRMCD14

Description:

Form Pane Label:

SAS Name:

Tag Name:

Inherited Universe:

Universe:

Universe Description:

Question Text:

Type: String

Length: 3

- Don't Know
- Refuse
- Empty

- On Input
- On Output

Array:

Special Instructions: NOTE: See S5B_COMB for how to set this field.

Valid Values: 140,150,160,175,190,
200,210,220,235,240,260,270,280,290,
300,310

Instrument SAS Name: CRMCD14

Destination Data Set: ECRB

Field

CRMADB15
BBLOCKA.BROW.CRMADB15

Description:

Form Pane Label:

SAS Name:

Tag Name:

Inherited Universe:

Universe:

Universe Description:

Question Text:

Type: String

Length: 3

- Don't Know
- Refuse
- Empty

- On Input
- On Output

Array:

Special Instructions: NOTE: See S5B_COMB for how to set this field.

Valid Values: 140,150,160,175,190,
200,210,220,235,240,260,270,280,290,
300,310

Instrument SAS Name: CRMADB15

Destination Data Set: ECRB

CRMCD16

Field

BBLOCKA.BROW.CRMCD16

Description:

Form Pane Label:

SAS Name:

Tag Name:

Inherited Universe:

Universe:

Universe Description:

Question Text:

Type: String

Length: 3

- Don't Know
- Refuse
- Empty

- On Input
- On Output

Array:

Special Instructions: NOTE: See S5B_COMB for how to set this field.

Valid Values: 140,150,160,175,190,
200,210,220,235,240,260,270,280,290,
300,310

Instrument SAS Name: CRMCD16

Destination Data Set: ECRB

Field

CONT_CTX
BBLOCKA.BROW.CONT_CTX

Description: Range edit flag for CNTRCTX

Form Pane Label:

SAS Name: CONT_CTX

Tag Name:

Inherited Universe:

Universe:

Universe Description:

Question Text:

Type: String

Length: 2

- Don't Know
- Refuse
- Empty

- On Input
- On Output

Array:

Special Instructions: Note: See ERR1_CNTRCTX for how to set this field.

Valid Values: A1 = Range edit failed
(ERR1 check was suppressed)

Blank = Range edit passed

Instrument SAS Name: CONT_CTX

Destination Data Set: ECRB

APPL_X_
BBLOCKA.BROW.APPL_X_

Field

Description: Range edit flag for APPL_X

Form Pane Label:

SAS Name: APPL_X_

Tag Name:

Inherited Universe:

Universe:

Universe Description:

Question Text:

Type: String

Length: 2

- Don't Know
- Refuse
- Empty

- On Input
- On Output

Array:

Special Instructions: Note: See ERR1_APPLX for how to set this field.

Valid Values: A1 = Range edit failed
(ERR1 check was suppressed)

Blank = Range edit passed

Instrument SAS Name: APPL_X_

Destination Data Set: ECRB

Field

CRB_STAT
BBLOCKA.BROW.CRB_STAT

Description: Record status

Form Pane Label:

SAS Name: REC_STAT

Tag Name:

Inherited Universe:

Universe:

Universe Description:

Question Text:

Type: String

Length: 1

- Don't Know
- Refuse
- Empty

- On Input
- On Output

Array:

Special Instructions: NOTE: See MORE for how to set this field

Valid Values: 1 = Active Record
3 = Inactive Record

Instrument SAS Name: CRB_STAT

Destination Data Set: ECRB

CRB_ORIG

Field

BBLOCKA.BROW.CRB_ORIG

Description: Record origin

Form Pane Label:

SAS Name: REC_ORIG

Tag Name:

Inherited Universe:

Universe:

Universe Description:

Question Text:

Type: String

Length: 1

- Don't Know
- Refuse
- Empty

- On Input
- On Output

Array:

Special Instructions: NOTE: See MORE for how to set this field

Valid Values: 1 = Data from current interview
2 = Data from previous quarters interview

Instrument SAS Name: CRB_ORIG

Destination Data Set: ECRB

Field

CONTRACT
BBLOCKA.BROW.CONTRACT

Description: Paid a contractor flag - Created in Processing

Form Pane Label:

SAS Name: CONTRACT

Tag Name:

Inherited Universe:

Universe:

Universe Description:

Question Text:

Type: String

Length: 1

- Don't Know
- Refuse
- Empty

- On Input
- On Output

Array:

Special Instructions: Set in Processing based on S5_INCL.

Values: 1 = Paid a contractor

2 = Did not pay a contractor, DK or RF

Instrument SAS Name: CONTRACT

Destination Data Set: ECRB

CRMMATER

Field

BBLOCKA.BROW.CRMMATER

Description: Purchased Materials Flag - Created in Processing

Form Pane Label:

SAS Name: CRMMATER

Tag Name:

Inherited Universe:

Universe:

Universe Description:

Question Text:

Type: String

Length: 1

- Don't Know
- Refuse
- Empty

- On Input
- On Output

Array:

Special Instructions: Set in Processing based on S5_INCL.

Values: 1 = Paid for materials

2 = Did not pay for materials, DK or RF

Instrument SAS Name: CRMMATER

Destination Data Set: ECRB

Field

TOOLRENT
BBLOCKA.BROW.TOOLRENT

Description: Rented Tools Flag - Created in Processing

Form Pane Label:

SAS Name: TOOLRENT

Tag Name:

Inherited Universe:

Universe:

Universe Description:

Question Text:

Type: String

Length: 1

- Don't Know
- Refuse
- Empty

- On Input
- On Output

Array:

Special Instructions: Set in Processing based on S5_INCL.

Values: 1 = Rented Tools

2 = Did not rent tools, DK or RF

Instrument SAS Name: TOOLRENT

Destination Data Set: ECRB

S5A_END

S5A_END

Field

Description: End of Section 5A

Form Pane Label:

SAS Name:

Tag Name:

Inherited Universe:

Universe:

Universe Description:

Question Text:

Type: Classification

Length: 0

- Don't Know
- Refuse
- Empty

- On Input
- On Output

Store Instructions: IF (ANY BlockA.Row[1-12] = 99) OR (the table is full)
then set S5A_END = Yes
ENDIF

Array:

Skip Instructions: Goto BROW5B

Block

BROW5B
BROW5B

Description:

Tab Name:
Fly Over Name:
Universe Type:

Inherited Universe:

Universe:

Universe Description:

Array:

Block Instructions:

ADVMATER

BROW5B.ADVMATER

Field

Description: Purchased any materials or supplies for jobs not yet started?

Form Pane Label: Advance materials

SAS Name: ADVMATER

Tag Name: ADVMATER

Inherited Universe:

Universe: ITEM = 99

Universe Description:

Question Text:  13-14

Since the first of ^REF_MONTH, excluding this month, have ^YOU_ANYMEM purchased any materials or supplies for JOBS NOT YET STARTED?

Fills: REF_MONTH

Instructions: Set REF_MONTH = 3 months before the interview.
Calculated by taking the INTPER from record type 10 to come up with the base month to start from.

Fills: YOU_ANYMEM

Instructions: IF NUMHOUSE = 1 then fill "you"
ELSE fill "you or any members of your household"

Type: Enumerated

Length: 1

Answer List: TYesNo

Value:	Mnemonic:	Description:
1	Yes	Yes
2	No	No

- Don't Know
- Refuse
- Empty

On Input

On Output

Array:

Skip Instructions: 1: Goto ADVDESC
2,DK,RF: Goto MATNSPEC

Instrument SAS Name: ADVMATER

Destination Data Set: ECRA

ADVDESC
BROW5B.ADVDESC

Field

Description: What kind of job will the materials be used for?

Form Pane Label: Description

SAS Name: ADVDESC

Tag Name: ADVDESC

Inherited Universe:

Universe: ADVMATER = 1

Universe Description:

Question Text: What kind of job will the materials be used for?

✦ [Enter a brief description.](#)

Type: String

Length: 70

- Don't Know
- Refuse
- Empty

- On Input
- On Output

Array:

Skip Instructions: Goto JOBCODE

Instrument SAS Name: ADVDESC

Destination Data Set: ECRA

Field

JOBCODE
BROW5B.JOBCODE

Description:

Form Pane Label: Type of job

SAS Name:

Tag Name: JOBCODE

Inherited Universe:

Universe: ADVDESC = Entry

Universe Description:

Help Screen: H_S5

Question Text:  13-14 ? [F1]

◆ [Select a job type below.](#)

Type: Enumerated

Length: 2

Answer List: TJOBCODE

Value:	Mnemonic:	Description:
1	jobtype1	Homes under construction
2	jobtype2	Building an addition
3	jobtype3	Finishing a basement
4	jobtype4	Remodeling
5	jobtype5	Landscaping
6	jobtype6	Build outdoor patios
7	jobtype7	Repair outdoor patios
8	jobtype8	Painting/wallpapering
9	jobtype9	Plastering or paneling
10	jobtype10	Plumbing
11	jobtype11	Electrical work
12	jobtype12	Heat or air conditioning
13	jobtype13	Flooring installation/repair/replacement
14	jobtype14	Insulation
15	jobtype15	Roofing, gutters or downspouts
16	jobtype16	Siding

17	jobtype17	Install/Repair/Replace windows, etc
18	jobtype18	Masonry, brick or stucco
19	jobtype19	Other improvements or repairs

- Don't Know
- Refuse
- Empty

- On Input
- On Output

Store Instructions: Set CRMCODEA

if JOBCODE = 1 store 100 in CRMCODEA
if JOBCODE = 2 store 110 in CRMCODEA
if JOBCODE = 3 store 120 in CRMCODEA
if JOBCODE = 4 store 130 in CRMCODEA
if JOBCODE = 5 store 140 in CRMCODEA
if JOBCODE = 6 store 150 in CRMCODEA
if JOBCODE = 7 store 160 in CRMCODEA
if JOBCODE = 8 store 175 in CRMCODEA
if JOBCODE = 9 store 190 in CRMCODEA
if JOBCODE = 10 store 200 in CRMCODEA
if JOBCODE = 11 store 210 in CRMCODEA
if JOBCODE = 12 store 220 in CRMCODEA
if JOBCODE = 13 store 235 in CRMCODEA
if JOBCODE = 14 store 240 in CRMCODEA
if JOBCODE = 15 store 260 in CRMCODEA
if JOBCODE = 16 store 270 in CRMCODEA
if JOBCODE = 17 store 280 in CRMCODEA
if JOBCODE = 18 store 290 in CRMCODEA
if JOBCODE = 19 store 300 in CRMCODEA
If JOBCODE = DK store 999 in CRMCODEA.
If JOBCODE = RF store 998 in CRMCODEA.

Array:

Skip Instructions: Goto ADVMATX

Instrument SAS Name: JOBCODE

Destination Data Set: ECRA

Field

ADVMATX
BROW5B.ADVMATX

Description: What was the total cost of these materials and supplies?

Form Pane Label: Materials cost

SAS Name: ADVMATX

Tag Name: ADVMATX

Inherited Universe:

Universe: JOBCODE = 1-19, DK or RF

Universe Description:

Question Text: What was the total cost of these materials and supplies?

Type: Integer

Length: 7

Min: 1

Max: 999999

Don't Know

Refuse

Empty

On Input

On Output

Array:

Skip Instructions: 1-999999: IF lt 8 or gt 3865 then goto ERR1_ADVMATX
ELSE goto S5ACMB_S

DK,RF: Goto S5ACMB_S

Instrument SAS Name: ADVMATX

Destination Data Set: ECRA

ERR1_ADVMATX
BROW5B.ERR1_ADVMATX

Check

Description: Out of Range Check

Inherited Universe:

Universe: (ADVMATX lt 8 or gt 3865) AND ADVMATX <> DK AND ADVMATX <> RF

Universe Description:

Text: * THE VALUE ENTERED IS UNUSUALLY HIGH OR LOW

PLEASE VERIFY AND IF CORRECT, ENTER ITEM LEVEL NOTE

Check Instructions: IF suppressed then set ADVMATX_ = A1

Type: Soft

Skip Instructions: Suppress: Goto S5ACMB_S

All others, go back to ADVMATX

Field

S5ACMB_S
BROW5B.S5ACMB_S

Description: Enter C for a combined expense

Form Pane Label: C

SAS Name:

Tag Name: S5ACMB_S

Inherited Universe:

Universe: JOBCODE = 5-19, DK or RF

Universe Description:

Question Text: ♦ Enter 'C' for a combined expense

Type: String

Length: 1

Don't Know

Refuse

Empty

On Input

On Output

Array:

Skip Instructions: C: Goto S5A_COMB

Empty: IF JOBCODE = 8 AND (RT10.POPGRP = 1, 2, 01 or
02) then goto MATSTORE
ELSE goto MATNSPEC

IF anything other than "C" or blank is entered then goto CK_C

Instrument SAS Name: S5ACMB_S

Destination Data Set: ECRA

CK_C
BROW5B.CK_C

Check

Description: C field can only contain a 'C' or EMPTY

Inherited Universe:

Universe: C = anything other than a 'C' or EMPTY

Universe Description:

Text: [✦ Not a Valid Entry](#)

Check Instructions:

Type: Hard

Skip Instructions: Go back to S5ACMB_S

Field

S5A_COMB
BROW5B.S5A_COMB

Description: Combined Codes

Form Pane Label: Combined Codes

SAS Name:

Tag Name: S5A_COMB

Inherited Universe:

Universe: S5ACMB_S = C

Universe Description:

Help Screen: H_S5

Question Text:  13-14 ? [F1]

What other work will be included in this job?

◆ Enter all that apply, separate with commas.

Type: Set

Max Number of Values: 16

Length: 2

Answer List: TSec5ItemsComb

Value:	Mnemonic:	Description:
5	s5b_comb5	Landscaping
6	s5b_comb6	Building outdoor patios
7	s5b_comb7	Repair outdoor patios
8	s5b_comb8	Painting/wallpapering
9	s5b_comb9	Plastering or paneling
10	s5b_comb10	Plumbing
11	s5b_comb11	Electrical work
12	s5b_comb12	Heat or air conditioning
13	s5b_comb13	Flooring installation/repair/replacement
14	s5b_comb14	Insulation
15	s5b_comb15	Roofing, gutters or downspouts
16	s5b_comb16	Siding
17	s5b_comb17	Install/Repair/Replace windows, etc

18	s5b_comb18	Masonry, brick or stucco
19	s5b_comb19	Other improvements or repairs
77	s5b_comb77	Misc. combined (unable to specify/DK)

- Don't Know
- Refuse
- Empty

- On Input
- On Output

Store Instructions: For each item selected in S5A_COMB, store the appropriate item code in CRMCD1-CRMCD20. (The first entry in S5A_COMB should be recoded and stored in CRMCD1, the second entry in CRMCD2, etc.)

Recode as follows:

- if S5A_COMB = 5, store 140
- if S5A_COMB = 6, store 150
- if S5A_COMB = 7, store 160
- if S5A_COMB = 8, store 175
- if S5A_COMB = 9, store 190
- if S5A_COMB = 10, store 200
- if S5A_COMB = 11, store 210
- if S5A_COMB = 12, store 220
- if S5A_COMB = 13, store 235
- if S5A_COMB = 14, store 240
- if S5A_COMB = 15, store 260
- if S5A_COMB = 16, store 270
- if S5A_COMB = 17, store 280
- if S5A_COMB = 18, store 290
- if S5A_COMB = 19, store 300
- if S5A_COMB = 77, store 310

Array:

Skip Instructions: IF JOBCODE = 8 AND (RT10.POPGRP = 1, 2, 01 or 02) then
goto MATSTORE

ELSE goto MATNSPEC

Instrument SAS Name: S5A_COMB

Destination Data Set: ECRA

Field

MATSTORE
BROW5B.MATSTORE

Description: Where Purchased

Form Pane Label: Store

SAS Name: MATSTORE

Tag Name: MATSTORE

Inherited Universe:

Universe: JOBCODE = 8 and (RT10.POPGRP = 1, 2, 01 or 02)

Universe Description: Painting or wallpapering

Question Text: What is the name of the business where the materials were purchased?

✦ Enter store, website, or company name

Type: String

Length: 45

Don't Know
 Refuse
 Empty

On Input
 On Output

Array:

Special Instructions: If UPPERCASE ENTRY contains ".COM" then set MATPURCH = 1 and "keep" and "show"

Skip Instructions: ENTRY: IF UPPERCASE ENTRY contains ".COM" then goto MATNSPEC
ELSE goto MATPURCH

DK, RF: Goto MATNSPEC

Instrument SAS Name: MATSTORE

Destination Data Set: ECRA

MATPURCH

BROW5B.MATPURCH

Field

Description: Purchased Online or in person

Form Pane Label: Online

SAS Name: MATPURCH

Tag Name: MATPURCH

Inherited Universe:

Universe: MATSTORE = RESPONSE AND
(UPPERCASE entry in MATSTORE does not contain ".COM")

Universe Description:

Question Text: Were they paid for -

Type: Enumerated

Length: 1

Answer List: Tonline

Value:	Mnemonic:	Description:
1	Online	Online?
2	InPerson	In person?
3	MailTel	By mail or telephone order?
4	Other	Other

- Don't Know
- Refuse
- Empty

- On Input
- On Output

Array:

Special Instructions: Answer list descriptions for options 1-3 should be in bold black.

Skip Instructions: 1,3,4,DK,RF: Goto MATNSPEC

2: Goto MATLOC

Instrument SAS Name: MATPURCH

Destination Data Set: ECRA

MATLOC
BROW5B.MATLOC

Field

Description: Materials purchase location - City

Form Pane Label: Location - City

SAS Name: MATLOC

Tag Name: MATLOC

Inherited Universe:

Universe: MATPURCH = 2

Universe Description:

Question Text: Is what city is MATSTORE_Fill located?

Type: String

Length: 45

Don't Know

Refuse

Empty

On Input

On Output

Array:

Skip Instructions: Goto MATLOCST

Instrument SAS Name: MATLOC

Destination Data Set: ECRA

Field

MATLOCST
BROW5B.MATLOCST

Description: Materials purchase location - State

Form Pane Label: State

SAS Name: MATLOCST

Tag Name: MATLOCST

Inherited Universe:

Universe: MATPURCH = 2

Universe Description:

Help Screen: H_DESTCODE

Question Text: ? [F1]

Is what state is MATSTORE_Fill located?

✦ Enter the two character state abbreviation

Type: String

Length: 2

Don't Know

Refuse

Empty

On Input

On Output

Array:

Special Instructions: Use answer type TState - STRING[2], display width 4

Skip Instructions: IF entry is not a valid state abbreviation then
goto CK_MATLOCST

ELSE goto MATNSPEC

Instrument SAS Name: MATLOCST

Destination Data Set: ECRA

CK_MATLOCST
BROW5B.CK_MATLOCST

Check

Description: Not a valid state abbreviation

Inherited Universe:

Universe: (Entry in MATLOCST is not a valid state abbreviation) AND MATLOCST <> DK AND MATLOCST <> RF

Universe Description: State abbreviation entered is not valid

Text: * [Not a valid state abbreviation](#)

Check Instructions:

Type: Hard

Skip Instructions: Go back to MATLOCST

Field

MATNSPEC
BROW5B.MATNSPEC

Description: Purchased any materials or supplies not for any specific job?

Form Pane Label: Misc. materials

SAS Name: MATNSPEC

Tag Name: MATNSPEC

Inherited Universe:

Universe: ADVMATER = 1, 2, DK or RF

Universe Description:

Question Text: Since the first of ^REF_MONTH, excluding this month, have ^YOU_ANYMEM purchased any materials or supplies NOT FOR ANY SPECIFIC JOB?

Fills: REF_MONTH

Instructions: Set REF_MONTH = 3 months before the interview.
Calculated by taking the INTPER from record type 10 to come up with the base month to start from.

Fills: YOU_ANYMEM

Instructions: IF NUMHOUSE = 1 then fill "you"
ELSE fill "you or any members of your household"

Type: Enumerated

Length: 1

Answer List: TYesNo

Value:	Mnemonic:	Description:
1	Yes	Yes
2	No	No

- Don't Know
- Refuse
- Empty

- On Input
- On Output

Store Instructions: Set CRA_STAT and CRA_ORIG

IF MATNSPEC = 1, 2, DK or RF then
store 1 in CRA_STAT and
store 1 in CRA_ORIG

Array:

Skip Instructions: 1: Goto MATNSPCX

2,DK,RF: Goto S5B_END

Instrument SAS Name: MATNSPEC

Destination Data Set: ECRA

Field

MATNSPCX
BROW5B.MATNSPCX

Description: What was the total cost?

Form Pane Label: Total cost of misc.

SAS Name: MATNSPCX

Tag Name: MATNSPCX

Inherited Universe:

Universe: MATNSPEC = 1

Universe Description:

Question Text: What was the total cost?

Type: Integer

Length: 7

Min: 1

Max: 999999

Don't Know

Refuse

Empty

On Input

On Output

Array:

Skip Instructions: 1-999999: IF lt 5 or gt 600 then goto ERR1_MATNSPCX
ELSE goto S5B_END

DK,RF: Goto S5B_END

Instrument SAS Name: MATNSPCX

Destination Data Set: ECRA

ERR1_MATNSPCX

BROW5B.ERR1_MATNSPCX

Check

Description: Out of Range Check

Inherited Universe:

Universe: (MATNSPCX lt 5 or gt 600) AND MATNSPCX <> DK AND
MATNSPCX <> RF

Universe Description:

Text: * THE VALUE ENTERED IS UNUSUALLY HIGH OR LOW

PLEASE VERIFY AND IF CORRECT, ENTER ITEM LEVEL NOTE

Check Instructions: IF suppressed then set MATN_PCX = A1

Type: Soft

Skip Instructions: Suppress: Goto S5B_END

All others, go back to MATNSPCX

Field

S5B_END
BROW5B.S5B_END

Description: End of Section 5B

Form Pane Label:

SAS Name:

Tag Name:

Inherited Universe:

Universe:

Universe Description:

Question Text: ** Non Displayed **

Type: Classification

Length: 0

- Don't Know
- Refuse
- Empty

- On Input
- On Output

Store Instructions: IF (MATNSPCX = RESPONSE, DK or RF) OR
(MATNSPEC = No, DK or RF) then set S5B_END = 'Yes'

Array:

Skip Instructions: Exit block and goto S5_Sectcomp

CRMCODEA
BROW5B.CRMCODEA

Field

Description: Item code

Form Pane Label:

SAS Name: CRMCODEA

Tag Name:

Inherited Universe:

Universe:

Universe Description:

Question Text:

Type: String

Length: 3

- Don't Know
- Refuse
- Empty

- On Input
- On Output

Array:

Special Instructions: NOTE: See JOBCODE for how to set this field.

Valid Values: 100,110,120,130,140,150,160,175,190,
200,210,220,235,240,260,270,280,290,
300

Instrument SAS Name: CRMCODEA

Destination Data Set: ECRA

Field

CRMCD1
BROW5B.CRMCD1

Description: Combined expense- code

Form Pane Label:

SAS Name: CRMCD1

Tag Name:

Inherited Universe:

Universe:

Universe Description:

Question Text:

Type: String

Length: 3

- Don't Know
- Refuse
- Empty

- On Input
- On Output

Array:

Special Instructions: NOTE: See S5A_COMB for how to set this field.

Valid Values: 140,150,160,175,190,
200,210,220,235,240,260,270,280,290,
300,310

Instrument SAS Name: CRMCD1

Destination Data Set: ECRA

CRMCD A2
BROW5B.CRMCD A2

Field

Description:

Form Pane Label:

SAS Name: CRMCD A2

Tag Name:

Inherited Universe:

Universe:

Universe Description:

Question Text:

Type: String

Length: 3

- Don't Know
- Refuse
- Empty

- On Input
- On Output

Array:

Special Instructions: NOTE: See S5A_COMB for how to set this field.

Valid Values: 140,150,160,175,190,
200,210,220,235,240,260,270,280,290,
300,310

Instrument SAS Name: CRMCD A2

Destination Data Set: ECRA

Field

CRMCD3
BROW5B.CRMCD3

Description:

Form Pane Label:

SAS Name: CRMCD3

Tag Name:

Inherited Universe:

Universe:

Universe Description:

Question Text:

Type: String

Length: 3

- Don't Know
- Refuse
- Empty

- On Input
- On Output

Array:

Special Instructions: NOTE: See S5A_COMB for how to set this field.

Valid Values: 140,150,160,175,190,
200,210,220,235,240,260,270,280,290,
300,310

Instrument SAS Name: CRMCD3

Destination Data Set: ECRA

CRMCD4
BROW5B.CRMCD4

Field

Description:

Form Pane Label:

SAS Name: CRMCD4

Tag Name:

Inherited Universe:

Universe:

Universe Description:

Question Text:

Type: String

Length: 3

- Don't Know
- Refuse
- Empty

- On Input
- On Output

Array:

Special Instructions: NOTE: See S5A_COMB for how to set this field.

Valid Values: 140,150,160,175,190,
200,210,220,235,240,260,270,280,290,
300,310

Instrument SAS Name: CRMCD4

Destination Data Set: ECRA

Field

CRMCD5
BROW5B.CRMCD5

Description:

Form Pane Label:

SAS Name: CRMCD5

Tag Name:

Inherited Universe:

Universe:

Universe Description:

Question Text:

Type: String

Length: 3

- Don't Know
- Refuse
- Empty

- On Input
- On Output

Array:

Special Instructions: NOTE: See S5A_COMB for how to set this field.

Valid Values: 140,150,160,175,190,
200,210,220,235,240,260,270,280,290,
300,310

Instrument SAS Name: CRMCD5

Destination Data Set: ECRA

CRMCD A6
BROW5B.CRMCD A6

Field

Description:

Form Pane Label:

SAS Name: CRMCD A6

Tag Name:

Inherited Universe:

Universe:

Universe Description:

Question Text:

Type: String

Length: 3

- Don't Know
- Refuse
- Empty

- On Input
- On Output

Array:

Special Instructions: NOTE: See S5A_COMB for how to set this field.

Valid Values: 140,150,160,175,190,
200,210,220,235,240,260,270,280,290,
300,310

Instrument SAS Name: CRMCD A6

Destination Data Set: ECRA

Field

CRMCD A7
BROW5B.CRMCD A7

Description:

Form Pane Label:

SAS Name: CRMCD A7

Tag Name:

Inherited Universe:

Universe:

Universe Description:

Question Text:

Type: String

Length: 3

- Don't Know
- Refuse
- Empty

- On Input
- On Output

Array:

Special Instructions: NOTE: See S5A_COMB for how to set this field.

Valid Values: 140,150,160,175,190,
200,210,220,235,240,260,270,280,290,
300,310

Instrument SAS Name: CRMCD A7

Destination Data Set: ECRA

CRMCD8
BROW5B.CRMCD8

Field

Description:

Form Pane Label:

SAS Name: CRMCD8

Tag Name:

Inherited Universe:

Universe:

Universe Description:

Question Text:

Type: String

Length: 3

- Don't Know
- Refuse
- Empty

- On Input
- On Output

Array:

Special Instructions: NOTE: See S5A_COMB for how to set this field.

Valid Values: 140,150,160,175,190,
200,210,220,235,240,260,270,280,290,
300,310

Instrument SAS Name: CRMCD8

Destination Data Set: ECRA

Field

CRMCD9
BROW5B.CRMCD9

Description:

Form Pane Label:

SAS Name: CRMCD9

Tag Name:

Inherited Universe:

Universe:

Universe Description:

Question Text:

Type: String

Length: 3

- Don't Know
- Refuse
- Empty

- On Input
- On Output

Array:

Special Instructions: NOTE: See S5A_COMB for how to set this field.

Valid Values: 140,150,160,175,190,
200,210,220,235,240,260,270,280,290,
300,310

Instrument SAS Name: CRMCD9

Destination Data Set: ECRA

CRMCD10
BROW5B.CRMCD10

Field

Description:

Form Pane Label:

SAS Name:

Tag Name:

Inherited Universe:

Universe:

Universe Description:

Question Text:

Type: String

Length: 3

- Don't Know
- Refuse
- Empty

- On Input
- On Output

Array:

Special Instructions: NOTE: See S5A_COMB for how to set this field.

Valid Values: 140,150,160,175,190,
200,210,220,235,240,260,270,280,290,
300,310

Instrument SAS Name: CRMCD10

Destination Data Set: ECRA

Field

CRMCA11
BROW5B.CRMCA11

Description:

Form Pane Label:

SAS Name:

Tag Name:

Inherited Universe:

Universe:

Universe Description:

Question Text:

Type: String

Length: 3

- Don't Know
- Refuse
- Empty

- On Input
- On Output

Array:

Special Instructions: NOTE: See S5A_COMB for how to set this field.

Valid Values: 140,150,160,175,190,
200,210,220,235,240,260,270,280,290,
300,310

Instrument SAS Name: CRMCA11

Destination Data Set: ECRA

CRMCD12
BROW5B.CRMCD12

Field

Description:

Form Pane Label:

SAS Name:

Tag Name:

Inherited Universe:

Universe:

Universe Description:

Question Text:

Type: String

Length: 3

- Don't Know
- Refuse
- Empty

- On Input
- On Output

Array:

Special Instructions: NOTE: See S5A_COMB for how to set this field.

Valid Values: 140,150,160,175,190,
200,210,220,235,240,260,270,280,290,
300,310

Instrument SAS Name: CRMCD12

Destination Data Set: ECRA

Field

CRMCA13
BROW5B.CRMCA13

Description:

Form Pane Label:

SAS Name:

Tag Name:

Inherited Universe:

Universe:

Universe Description:

Question Text:

Type: String

Length: 3

- Don't Know
- Refuse
- Empty

- On Input
- On Output

Array:

Special Instructions: NOTE: See S5A_COMB for how to set this field.

Valid Values: 140,150,160,175,190,
200,210,220,235,240,260,270,280,290,
300,310

Instrument SAS Name: CRMCA13

Destination Data Set: ECRA

CRMCD14
BROW5B.CRMCD14

Field

Description:

Form Pane Label:

SAS Name:

Tag Name:

Inherited Universe:

Universe:

Universe Description:

Question Text:

Type: String

Length: 3

- Don't Know
- Refuse
- Empty

- On Input
- On Output

Array:

Special Instructions: NOTE: See S5A_COMB for how to set this field.

Valid Values: 140,150,160,175,190,
200,210,220,235,240,260,270,280,290,
300,310

Instrument SAS Name: CRMCD14

Destination Data Set: ECRA

Field

CRMCD15
BROW5B.CRMCD15

Description:

Form Pane Label:

SAS Name:

Tag Name:

Inherited Universe:

Universe:

Universe Description:

Question Text:

Type: String

Length: 3

- Don't Know
- Refuse
- Empty

- On Input
- On Output

Array:

Special Instructions: NOTE: See S5A_COMB for how to set this field.

Valid Values: 140,150,160,175,190,
200,210,220,235,240,260,270,280,290,
300,310

Instrument SAS Name: CRMCD15

Destination Data Set: ECRA

CRMCD16
BROW5B.CRMCD16

Field

Description:

Form Pane Label:

SAS Name:

Tag Name:

Inherited Universe:

Universe:

Universe Description:

Question Text:

Type: String

Length: 3

- Don't Know
- Refuse
- Empty

- On Input
- On Output

Array:

Special Instructions: NOTE: See S5A_COMB for how to set this field.

Valid Values: 140,150,160,175,190,
200,210,220,235,240,260,270,280,290,
300,310

Instrument SAS Name: CRMCD16

Destination Data Set: ECRA

Field

CRA_STAT
BROW5B.CRA_STAT

Description: Record status

Form Pane Label:

SAS Name: REC_STAT

Tag Name:

Inherited Universe:

Universe:

Universe Description:

Question Text:

Type: String

Length: 1

- Don't Know
- Refuse
- Empty

- On Input
- On Output

Array:

Special Instructions: Note: See MATNSPEC for how to set this field

Valid Value: 1 = Active record

Instrument SAS Name: CRA_STAT

Destination Data Set: ECRA

CRA_ORIG
BROW5B.CRA_ORIG

Field

Description: Record origin

Form Pane Label:

SAS Name: REC_ORIG

Tag Name:

Inherited Universe:

Universe:

Universe Description:

Question Text:

Type: String

Length: 1

- Don't Know
- Refuse
- Empty

- On Input
- On Output

Array:

Special Instructions: NOTE: See MATNSPEC for how to set this field

Valid Value: 1 = Data from current month interview

Instrument SAS Name: CRA_ORIG

Destination Data Set: ECRA

Field

ADVMATX_
BROW5B.ADVMATX_

Description: Range edit flag for ADVMATX

Form Pane Label:

SAS Name: ADVMATX_

Tag Name:

Inherited Universe:

Universe:

Universe Description:

Question Text:

Type: String

Length: 2

- Don't Know
- Refuse
- Empty

- On Input
- On Output

Array:

Special Instructions: Note: See ERR1_ADVMATX for how to set this field.

Valid Values: A1 = Range edit failed
(ERR1 check was suppressed)

Blank = Range edit passed

Instrument SAS Name: ADVMATX_

Destination Data Set: ECRA

MATN_PCX
BROW5B.MATN_PCX

Field

Description: Range edit flag for MATNSPCX

Form Pane Label:

SAS Name: MATN_PCX

Tag Name:

Inherited Universe:

Universe:

Universe Description:

Question Text:

Type: String

Length: 2

- Don't Know
- Refuse
- Empty

- On Input
- On Output

Array:

Special Instructions: NOTE: See ERR1_MATNSPCX for how to set this field.

Valid Values: A1 = Range edit failed
(ERR1 check was suppressed)
Blank = Range edit passed

Instrument SAS Name: MATN_PCX

Destination Data Set: ECRA

Field

LP5_Flag
LP5_Flag

Description: Section 5 Extended Recall Flag

Form Pane Label:

SAS Name:

Tag Name:

Inherited Universe:

Universe: S5A_END = 'Yes'

Universe Description: Section 5A is complete

Question Text:

Type: Enumerated

Length: 1

Answer List: TYesNo

Value:	Mnemonic:	Description:
1	Yes	Yes
2	No	No

- Don't Know
- Refuse
- Empty

- On Input
- On Output

Store Instructions: FOR I:= 1-19
LP5_Flag[I] = 2
ENDDO

```
FOR I:= 1 TO 12 DO
  IF BSect5.BBlock.Brow[I].Item = 3 THEN
    LP5_Flag[3] := 1
  ELSEIF BSect5.BBlock.Brow[I].Item = 4 THEN
    LP5_Flag[4] := 1
  ELSEIF BSect5.BBlock.Brow[I].Item = 8 THEN
    LP5_Flag[8] := 1
  ELSEIF BSect5.BBlock.Brow[I].Item = 9 THEN
    LP5_Flag[9] := 1
```

```
ELSEIF BSect5.BBlock.Brow[1].Item = 10 THEN
  LP5_Flag[10] := 1
ELSEIF BSect5.BBlock.Brow[1].Item = 11 THEN
  LP5_Flag[11] := 1
ELSEIF BSect5.BBlock.Brow[1].Item = 12 THEN
  LP5_Flag[12] := 1
ELSEIF BSect5.BBlock.Brow[1].Item = 13 THEN
  LP5_Flag[13] := 1
ELSEIF BSect5.BBlock.Brow[1].Item = 17 THEN
  LP5_Flag[17] := 1
ELSEIF BSect5.BBlock.Brow[1].Item = 19 THEN
  LP5_Flag[19] := 1
END DO
```

Array:

Number of Elements: 19

Instrument SAS Name: LP5_Flag

Field

LP5trnt_Flag
LP5trnt_Flag

Description: Section 5A Extended Recall Flag

Form Pane Label:

SAS Name:

Tag Name:

Inherited Universe:

Universe: S5A_END = 'Yes'

Universe Description: Section 5A is complete

Question Text:

Type: Enumerated

Length: 1

Answer List: TYesNo

Value:	Mnemonic:	Description:
1	Yes	Yes
2	No	No

- Don't Know
- Refuse
- Empty

- On Input
- On Output

Store Instructions: LP5trnt_Flag = 2

```
FOR I:= 1 TO 12 DO
  IF BSect5.BBlock.Brow[I].Item = 8 and
  3 selected in BSect5.BBlock.Brow[I].S5_INCL AND
  BSect5.BBlock.Brow.rowa2[I].REIMBRS = 1 AND
  (BSect5.BBlock.Brow.rowa2[I].CRMBSNSD = 1 or
  BCeintro.BUSCREEN = 2) THEN
  LP5trnt_Flag := 1
END DO
```

Array:

Instrument SAS Name: LP5trnt_Flag

Field

S5_Sectcomp
S5_Sectcomp

Description: End of Section 5

Form Pane Label:

SAS Name:

Tag Name:

Inherited Universe:

Universe:

Universe Description: ALL

Question Text:

Type: Classification

Length: 0

- Don't Know
- Refuse
- Empty

- On Input
- On Output

Store Instructions: Set section complete flag - SECTCOMP(5):

```
IF S5A_END = 'Yes' AND S5B_END = 'Yes' then  
  set SECTCOMP[5] = 'Yes'  
ELSE set SECTCOMP[5] = 'No'
```

Array:

Skip Instructions: Goto Section 6 - BSECT6

BSEC6PT
BSEC6PT

Block

Description: Appliances, Household Equipment, and Other Selected Items

Tab Name: S6

Fly Over Name: S6 - Appliances

Universe Type: If

Inherited Universe:

Universe: (BFront.START <> 3-5) AND (BCeintro.CE_INTRO = 1)

Universe Description: ALL

Array:

Block Instructions:

Field

INTROA
INTROA

Description: S6A Introduction

Form Pane Label: Introduction

SAS Name:

Tag Name: S6A_INTRO

Inherited Universe:

Universe:

Universe Description: ALL

Question Text: Now I am going to ask about the purchase or rental of major household appliances.
Please include any shipping and handling charges with the cost of any item that was shipped.

<u>Description</u>	<u>Type</u>	<u>Month</u>	<u>Amount</u>
(MAJTYPE)	(Purchased/ Rented)	(MAJ_MO)	(MAJPURX/ MAJRENTX)

Type: Enumerated
Length: 1

Answer List: TContinue

Value:	Mnemonic:	Description:
1	Continue	Enter 1 to Continue

- Don't Know
- Refuse
- Empty

- On Input
- On Output

Array:

Skip Instructions: Goto BTABLEA.BROW.ITEM

Instrument SAS Name: S6A_INTRO

Destination Data Set: EPA

Block

BTABLEA
BTABLEA

Description: Purchase of Household Appliances

Tab Name:

Fly Over Name:

Universe Type: If

Inherited Universe:

Universe: INTROA = 1

Universe Description: All

Array:

- Block Instructions:**
1. Max # of grid lines: 7
 2. Section Label: Section 6, Part A - Purchase of Household Appliances
 3. This section is a laundry list. Follow the laundry list standards. (See the attachment on the field Laundry_List_Standards.)
 4. Pre-chart
 - o Follow pre-chart standards. (See attachment on the field Prechart_Standards.)
 - o See the attachment on the variable Input_Setup_Specifications for specific prechart information

BROW
BTABLEA.BROW

Block

Description:

Tab Name:
Fly Over Name:
Universe Type: While

Inherited Universe:

Universe: (ITEM(previous row) <> 99) AND (ROW # < 8)

Universe Description:

Array:

Block Instructions:

Field

ITEM
BTABLEA.BROW.ITEM

Description: Purchased or rented any major appliances (precode)

Form Pane Label: Item

SAS Name:

Tag Name: APA_ITEM

Inherited Universe:

Universe: S6A_INTRO = 1

Universe Description: All

Help Screen: H_S6A

Question Text:  16 ? [F1]

Since the first of ^REF_MONTH, have ^YOU_ANYMEM
purchased or rented any of the following items for your household
or for someone outside of your household?

◆ [Read each item on list.](#)

Fills: REF_MONTH

Instructions: Set REF_MONTH = 3 months before the interview.

Calculated by taking the INTPER from record type 10 to come up with the base
month to start from.

Fills: YOU_ANYMEM

Instructions: IF NUMHOUSE = 1 then fill "you"

ELSE fill "you or any members of your household"

Type: Enumerated

Length: 3

Answer List: TSec6altems

Value:	Mnemonic:	Description:
1	Microwave	Microwave oven
2	Stove	Cooking stove, range or oven
3	Range	Range hood

4	Freezer	Refrigerator or home freezer
5	Builtin	Built-in dishwasher
6	Portable	Portable dishwasher
7	Garbage	Garbage disposal
8	WashDry	Clothes washer or dryer
99	NoMore99	None/No more entries
888	DeleteLine	Delete the line

- Don't Know
- Refuse
- Empty

- On Input
- On Output

Store Instructions: Set MAJAPPLY

- If ITEM = 1 then set MAJAPPLY = 120
- If ITEM = 2 then set MAJAPPLY = 100
- If ITEM = 3 then set MAJAPPLY = 210
- If ITEM = 4 then set MAJAPPLY = 140
- If ITEM = 5 then set MAJAPPLY = 160
- If ITEM = 6 then set MAJAPPLY = 170
- If ITEM = 7 then set MAJAPPLY = 180
- If ITEM = 8 then set MAJAPPLY = 195

Array:

- Special Instructions:**
1. Answer list options should be in bold black except 99 and 888, they should be in regular black.
(Once an answer list option is selected, the answer list description color should be changed to regular blue.)
 2. Prefill the PREFILL and DESCRIPTION fields with the following description. (PREFILL is a SHOW ONLY field.)
 - If ITEM = 1, fill "Microwave oven"
 - If ITEM = 2, fill "Cooking stove, range or oven"
 - If ITEM = 3, fill "Range hood"
 - If ITEM = 4, fill "Refrigerator or home freezer"
 - If ITEM = 5, fill "Built-in Dishwasher"
 - If ITEM = 6, fill "Portable Dishwasher"
 - If ITEM = 7, fill "Garbage disposal"
 - If ITEM = 8, fill "Clothes washer/dryer"
 3. IF ITEM = 888 then "SHOW" the fields in the row

Skip Instructions: 1-8: IF ITEM ne Item2Shadow then goto CK_ITEM

ELSE goto DESCRIPTION

99: Exit block and goto S6A_END

888: IF no more grid lines then exit block and goto S6A_END
ELSE goto ITEM - next line of grid

Instrument SAS Name: APA_ITEM

Destination Data Set: EAPA

CK_ITEM
BTABLEA.BROW.CK_ITEM

Check

Description: After a row is completed, the user has backed up and changed the item number to another valid item number

Inherited Universe:

Universe: ITEM was changed to another valid item number

Universe Description: After a row is completed, the user has backed up and changed the item number to another valid item number

Text: ♦ [Press "S" to change this item code and enter new data](#)

[Press ENTER to re-enter the original item code: ^OldItem](#)

Check Instructions: IF SUPPRESSED then set all fields in this block to EMPTY

Type: Soft

Skip Instructions: Go back to ITEM

Fills: OldItem

Instructions: **Fill the previous entry in ITEM for this row.**

Field

PreFill
BTABLEA.BROW.PreFill

Description: Description - SHOW ONLY Field

Form Pane Label: Appliance

SAS Name:

Tag Name:

Inherited Universe:

Universe:

Universe Description:

Question Text: ** SHOW ONLY **

Type: String

Length: 30

- Don't Know
- Refuse
- Empty

- On Input
- On Output

Store Instructions: Set Up Prefill with ITEM's answer list description.

Array:

DESCRIPTION

Field

BTABLEA.BROW.DESCRPTION

Description: Description of appliance

Form Pane Label: Description

SAS Name: MAJTYPE

Tag Name: MAJTYPE

Inherited Universe:

Universe: ITEM = 1-8

Universe Description: ALL, except ITEM = 99 or 888

Question Text: What did you purchase^S6A_ORRENT?

✦ Enter brief description of the item

<u>Description</u>	<u>Type</u>	<u>Month</u>	<u>Amount</u>
(MAJTYPE)	(Purchased/ Rented)	(MAJ_MO)	(MAJPURX/ MAJRENTX)

Fills: S6A_ORRENT

Instructions: IF ITEM = 1-2, 4-6, or 8 fill " or rent"
ELSE leave blank

Type: String

Length: 30

- Don't Know
- Refuse
- Empty

- On Input
- On Output

Array:

Skip Instructions: Goto WHO

Instrument SAS Name: MAJTYPE

Destination Data Set: EAPA

Field

WHO
 BTABLEA.BROW.WHO

Description: Who was it purchased for

Form Pane Label: Who

SAS Name: GFTC_MAJ

Tag Name: GFTC_MAJ

Inherited Universe:

Universe: DESCRIPTION = ENTRY

Universe Description: ALL, except ITEM = 99 or 888

Question Text: Was this item -

<u>Description</u>	<u>Type</u>	<u>Month</u>	<u>Amount</u>
(MAJTYPE)	(Purchased/ Rented)	(MAJ_MO)	(MAJPURX/ MAJRENTX)

Type: Enumerated

Length: 1

Answer List: TPRRE

Value:	Mnemonic:	Description:
1	Purchased_FOR_OR	Purchased for someone inside the household?
2	Rented	^S6ARENT
3	Purchased_for_NONOR	Purchased for someone outside your household?

- Don't Know
- Refuse
- Empty

- On Input
- On Output

Array:

Special Instructions: Answer list descriptions should be in bold black

Skip Instructions: 1,3,DK,RF: Goto MONTH

2: Goto AMOUNT

Instrument SAS Name: GFTC_MAJ

Destination Data Set: EAPA

Field

MONTH
 BTABLEA.BROW.MONTH

Description: When was it purchased

Form Pane Label: Month
SAS Name: MAJ_MO
Tag Name: MAJ_MO
Inherited Universe:

Universe: WHO = 1, 3, DK or RF

Universe Description:

Question Text: When did you purchase it?

<u>Description</u>	<u>Type</u>	<u>Month</u>	<u>Amount</u>
(MAJTYPE)	(Purchased/ Rented)	(MAJ_MO)	(MAJPURX/ MAJRENTX)

Type: Enumerated
Length: 2

Answer List: TMONTH

Value:	Mnemonic:	Description:
1	Jan	January
2	Feb	February
3	Mar	March
4	Apr	April
5	May	May
6	Jun	June
7	Jul	July
8	Aug	August
9	Sep	September
10	Oct	October
11	Nov	November
12	Dec	December

- Don't Know
- Refuse

Empty

On Input

On Output

Array:

Skip Instructions: REF_MONTH - CUR_MONTH: IF entry is not in the reference
period then goto ERR3_MONTH
ELSE goto AMOUNT

DK,RF: Goto AMOUNT

Instrument SAS Name: MAJ_MO

Destination Data Set: EAPA

Check

ERR3_MONTH
BTABLEA.BROW.ERR3_MONTH

Description: MONTH is not within the Reference Period

Inherited Universe:

Universe: MONTH is not in the reference period

Universe Description: Item purchased outside the reference period

Text: Input Invalid. Value not in range.

Check Instructions: NOTE: This is a Blaise manipula generated error

Type: Hard

Skip Instructions: Go back to MONTH

AMOUNT

Field

BTABLEA.BROW.AMOUNT

Description: Purchase price

Form Pane Label: Amount

SAS Name:

Tag Name: MAJ_AMOUNT

Inherited Universe:

Universe: (MONTH = 1 - 12, DK or RF) OR (WHO = 2)

Universe Description: All, except ITEM = 99 or 888

Question Text: ^MAJAMOUNT

<u>Description</u>	<u>Type</u>	<u>Month</u>	<u>Amount</u>
(MAJTYPE)	(Purchased/ Rented)	(MAJ_MO)	(MAJPURX/ MAJRENTX)

Fills: MAJAMOUNT

Instructions: IF WHO = 2 then fill "What was the total rental expense since the first of
^REF_MONTH not including
^CUR_MONTH?"

ELSE fill "What was the purchase price?"

Fills: REF_MONTH

Instructions: Set REF_MONTH = 3 months before the interview.
Calculated by taking the INTPER from record type 10 to come up with the base
month to start from.

Fills: CUR_MONTH

Instructions: Fill with current month.

Type: Integer

Length: 7

Min: 1

Max: 999999

- Don't Know
- Refuse
- Empty

- On Input
- On Output

Store Instructions: 1. IF WHO = 1, 3, DK or RF then

set MAJPURX = AMOUNT

set MAJRENTX = EMPTY

set MAJR_NTX = EMPTY

ELSEIF WHO = 2 then

set MAJRENTX = AMOUNT

set MAJPURX = EMPTY

set MAJPURX_ = EMPTY

2. If entry is within range or (amount = DK or RF) then

set MAJPURX_ = EMPTY

set MAJR_NTX = EMPTY

Array:

Special Instructions: Display a \$ and comma in the entry field

Skip Instructions: 1-999999: IF WHO = 1, 3, DK or RF) AND

[(ITEM = 1 and AMOUNT lt 20 or gt 473) OR

(ITEM = 2 and AMOUNT lt 27 or gt 1915) OR

(ITEM = 3 and AMOUNT lt 10 or gt 600) OR

(ITEM = 4 and AMOUNT lt 40 or gt 1822) OR

(ITEM = 5 and AMOUNT lt 81 or gt 1000) OR

(ITEM = 6 and AMOUNT lt 10 or gt 530) OR

(ITEM = 7 and AMOUNT lt 35 or gt 450) OR

(ITEM = 8 and AMOUNT lt 41 or gt 1184)]

then goto ERR1_AMOUNT

ELSEIF (WHO = 2) AND (AMOUNT lt 5 or gt 362) then

goto ERR1_AMOUNT

ELSEIF ITEM and the entry in AMOUNT for this

record are equal to any records data on

the pre-chart/input then goto ERR_DUP

ELSE goto TAX

DK,RF: Goto INSTALL

Instrument SAS Name: MAJ_AMOUNT

Destination Data Set: EAPA

ERR1_AMOUNT

Check

BTABLEA.BROW.ERR1_AMOUNT

Description: Out of Range Check

Inherited Universe:

Universe: [[(WHO = 1, 3, DK or RF) AND
[(ITEM = 1 and AMOUNT lt 20 or gt 473) or
(ITEM = 2 and AMOUNT lt 27 or gt 1915) or
(ITEM = 3 and AMOUNT lt 10 or gt 600) or
(ITEM = 4 and AMOUNT lt 40 or gt 1822) or
(ITEM = 5 and AMOUNT lt 81 or gt 1000) or
(ITEM = 6 and AMOUNT lt 10 or gt 530) or
(ITEM = 7 and AMOUNT lt 35 or gt 450) or
(ITEM = 8 and AMOUNT lt 41 or gt 1184)]]
OR
[(WHO = 2) AND (AMOUNT lt 5 or gt 362)]] AND
(AMOUNT <> DK and AMOUNT <> RF)

Universe Description:

Text: * THE VALUE ENTERED IS UNUSUALLY HIGH OR LOW

PLEASE VERIFY AND IF CORRECT, ENTER ITEM LEVEL NOTE

Check Instructions: IF suppressed and WHO = 1,3,DK or RF then set MAJPURX_ = A1
ELSIF suppressed and WHO = 2 then set MAJR_NTX = A1

Type: Soft

Skip Instructions: Suppress: Goto TAX

All others, go back to AMOUNT

Check

ERR_DUP
BTABLEA.BROW.ERR_DUP

Description: Check for possible duplicate reporting

Inherited Universe:

Universe: ITEM AND the entry for AMOUNT is equal to any records data on the prechart/input

Universe Description: The records itemcode and amount is the same as one of the records on the pre-chart

Text: ♦ This item appears to be the same as one reported last interview.

Please verify to avoid duplicate reporting

If this is a duplicate item, enter 888 to delete the line.

Check Instructions:

Type: Soft

Skip Instructions: Suppress: Goto TAX

All others, go back to AMOUNT

TAX

Field

BTABLEA.BROW.TAX

Description: Include sales tax

Form Pane Label: Tax

SAS Name: MAJTAX

Tag Name: MAJTAX

Inherited Universe:

Universe: AMOUNT = 1 - 999999

Universe Description:

Question Text: Did this include sales tax?

<u>Description</u>	<u>Type</u>	<u>Month</u>	<u>Amount</u>
(MAJTYPE)	(Purchased/ Rented)	(MAJ_MO)	(MAJPURX/ MAJRENTX)

Type: Enumerated

Length: 1

Answer List: TYesNo

Value:	Mnemonic:	Description:
1	Yes	Yes
2	No	No

- Don't Know
- Refuse
- Empty

- On Input
- On Output

Array:

Skip Instructions: Goto INSTALL

Instrument SAS Name: MAJTAX

Destination Data Set: EAPA

Field

INSTALL
BTABLEA.BROW.INSTALL

Description: Extra charges for installation

Form Pane Label: Inst

SAS Name: INSTALL

Tag Name: INSTALL

Inherited Universe:

Universe: (TAX = 1, 2, DK or RF) OR (AMOUNT = DK or RF)

Universe Description: ALL, except ITEM = 99 or 888

Question Text: Were there any extra charges for installation or delivery?

- Include charges for disposal of old appliances.

<u>Description</u>	<u>Type</u>	<u>Month</u>	<u>Amount</u>
(MAJTYPE)	(Purchased/ Rented)	(MAJ_MO)	(MAJPURX/ MAJRENTX)

Type: Enumerated

Length: 1

Answer List: TYesNo

Value:	Mnemonic:	Description:
1	Yes	Yes
2	No	No

- Don't Know
- Refuse
- Empty

- On Input
- On Output

Array:

Skip Instructions: 1: Goto INST

2,DK,RF: Goto C

Instrument SAS Name: INSTALL

Destination Data Set: EAPA

Field

INST
BTABLEA.BROW.INST

Description: Installation charges

Form Pane Label: Inst Amt

SAS Name: MAJINSTX

Tag Name: MAJINSTX

Inherited Universe:

Universe: INSTALL = 1

Universe Description: Yes, there were changes for installation or delivery

Question Text: How much?

<u>Description</u>	<u>Type</u>	<u>Month</u>	<u>Amount</u>
(MAJTYPE)	(Purchased/ Rented)	(MAJ_MO)	(MAJPURX/ MAJRENTX)

Type: Integer

Length: 7

Min: 1

Max: 999999

Don't Know

Refuse

Empty

On Input

On Output

Store Instructions: IF entry is within range or (INST = DK or RF) then
set MAJI_STX = EMPTY

Array:

Special Instructions: Display a \$ and comma in the entry field.

Skip Instructions: 1-999999: IF (MAJAPPLY = 100 and INST gt 800) OR
(MAJAPPLY = 120 and INST gt 250) OR
(MAJAPPLY = 140 and INST gt 275) OR
(MAJAPPLY = 160 and INST gt 200) OR
(MAJAPPLY = 170 and INST gt 50) OR

```
(MAJAPPLY = 180 and INST gt 400) OR  
(MAJAPPLY = 195 and INST gt 50) OR  
(MAJAPPLY = 210 and INST gt 50)  
  THEN goto ERR1_INST  
ELSE goto C
```

DK,RF: Goto C

Instrument SAS Name: MAJINSTX

Destination Data Set: EAPA

Check

ERR1_INST
BTABLEA.BROW.ERR1_INST

Description: Out of Range Check

Inherited Universe:

Universe: [(MAJAPPLY = 100 and INST gt 800) OR
(MAJAPPLY = 120 and INST gt 250) OR
(MAJAPPLY = 140 and INST gt 275) OR
(MAJAPPLY = 160 and INST gt 200) OR
(MAJAPPLY = 170 and INST gt 50) OR
(MAJAPPLY = 180 and INST gt 400) OR
(MAJAPPLY = 195 and INST gt 50) OR
(MAJAPPLY = 210 and INST gt 50)]
AND (INST <> DK and INST <> RF)

Universe Description:

Text: * THE VALUE ENTERED IS UNUSUALLY HIGH OR LOW

PLEASE VERIFY AND IF CORRECT, ENTER ITEM LEVEL NOTE

Check Instructions: If suppressed then set MAJI_STX = "A1"

Type: Soft

Skip Instructions: Suppress: Goto C

All others, go back to INST

C

Field

BTABLEA.BROW.C

Description: Was it a combined expense

Form Pane Label: C

SAS Name:

Tag Name: MAJCMB_S

Inherited Universe:

Universe: (INSTALL = 2, DK or RF) OR (INST = 1-999999, DK or RF)

Universe Description: ALL, except ITEM = 99 or 888

Question Text: [✦ Enter 'C' for a combined expense.](#)

Type: String

Length: 1

Don't Know

Refuse

Empty

On Input

On Output

Array:

Skip Instructions: C: Goto COMBCODE

EMPTY: IF (WHO = 1 or 3) and (ITEM = 1, 2, 4, or 8) and
(RT10.POPGRP = 3, 4, 03 or 04) then

goto APASTORE

ELSE goto MORE

IF anything other than a 'C' or the Enter key is entered
then goto CK_C

Instrument SAS Name: MAJCMB_S

Destination Data Set: EAPA

Check

CK_C
BTABLEA.BROW.CK_C

Description: C field can only contain a 'C' or EMPTY

Inherited Universe:

Universe: C = anything other than a 'C' or EMPTY

Universe Description:

Text: [✦ Not a Valid Entry](#)

Check Instructions:

Type: Hard

Skip Instructions: Go back to C

COMBCODE

Field

BTABLEA.BROW.COMBCODE

Description: What is the appliance combined with

Form Pane Label: Combined Codes

SAS Name:

Tag Name: MAJCMB

Inherited Universe:

Universe: C = C

Universe Description: Yes, this is a combined expense

Help Screen: H_S6A

Question Text:  16 ? [F1]

What other appliances is the ^MAJCMB combined with?

✦ [Enter all that apply, separate with commas](#)

Fills: MAJCMB

Instructions: IF ITEM = 1, fill "microwave oven"

If ITEM = 2, fill "cooking stove, range or oven"

If ITEM = 3, fill "range hood"

If ITEM = 4, fill "refrigerator or home freezer"

If ITEM = 5 fill "built-in dishwasher"

If ITEM = 6, fill "portable dishwasher"

If ITEM = 7, fill "garbage disposal"

If ITEM = 8, fill "clothes washer or dryer"

Type: Set

Max Number of Values: 9

Length: 2

Answer List: TSec6accltems

Value:	Mnemonic:	Description:
1	Microwave	Microwave oven
2	Stove	Cooking stove, range or oven
3	Range	Range hood
4	Freezer	Refrigerator or home freezer
5	Builtin	Built-in dishwasher

6	Portable	Portable dishwasher
7	Garbage	Garbage disposal
8	Washer	Clothes washer or dryer
77	Misc	Misc. combined (unable to specify/DK)

- Don't Know
- Refuse
- Empty

- On Input
- On Output

Store Instructions: For each item selected in COMBCODE, store the appropriate item code in MJAPPL1- MJAPPL9.
(The first entry in COMBCODE should be recoded and stored in MJAPPL1, the 2nd entry in MJAPPL2, etc.)

Recode as follows:

- If COMBCODE = 1, store 120
- If COMBCODE = 2, store 100
- If COMBCODE = 3, store 210
- If COMBCODE = 4, store 140
- If COMBCODE = 5, store 160
- If COMBCODE = 6, store 170
- If COMBCODE = 7, store 180
- If COMBCODE = 8, store 195
- If COMBCODE = 77, store 220

Array:

Skip Instructions: IF (WHO = 1 or 3) and (ITEM = 1, 2, 4, or 8) and
(RT10.POPGRP = 3, 4, 03 or 04) then goto APASTORE

ELSE goto MORE

Instrument SAS Name: MAJCMB

Destination Data Set: EAPA

APASTORE

Field

BTABLEA.BROW.APASTORE

Description: Where purchased

Form Pane Label: Store

SAS Name: APASTORE

Tag Name: APASTORE

Inherited Universe:

Universe: (WHO = 1 or 3) AND (ITEM = 1, 2, 4, or 8) AND
(RT10.POPGRP = 3, 4, 03 or 04)

Universe Description:

Question Text: What is the name of the business where this was purchased?

Enter store, website, or company name

Type: String

Length: 45

- Don't Know
- Refuse
- Empty

- On Input
- On Output

Array:

Special Instructions: IF UPPERCASE ENTRY contains ".COM" then set APAPURCH = 1 and "keep" and "show"

Skip Instructions: IF uppercase entry = "GROUPON" or "GROUPON.COM" then
goto ERR_GROUPON

ELSEIF UPPERCASE ENTRY contains ".COM" then goto MORE

IF ENTRY = DK or RF then goto MORE

ELSE goto APAPURCH

Instrument SAS Name: APASTORE

Destination Data Set: EPA

ERR_GROUPON

Check

BTABLEA.BROW.ERR_GROUPON

Description: Groupon Check

Inherited Universe:

Universe: Uppercase entry in APASTORE = "GROUPON" or "GROUPON.COM"

Universe Description:

Text: ENTER THE STORE OR COMPANY THAT THE GROUPON IS FOR.

DO NOT ENTER "GROUPON"

Check Instructions:

Type: Soft

Skip Instructions: Suppress: IF UPPERCASE entry in APASTORE ".COM"
then goto MORE
ELSE goto APAPURCH

All others, go back to APASTORE

Field

APAPURCH
BTABLEA.BROW.APAPURCH

Description: Purchased online or in person

Form Pane Label: Online

SAS Name: APAPURCH

Tag Name: APAPURCH

Inherited Universe:

Universe: APASTORE = RESPONSE AND
(UPPERCASE entry in APASTORE does not contain ".COM")

Universe Description:

Question Text: Were they paid for -

Type: Enumerated

Length: 1

Answer List: Tonline

Value:	Mnemonic:	Description:
1	Online	Online?
2	InPerson	In person?
3	MailTel	By mail or telephone order?
4	Other	Other

- Don't Know
- Refuse
- Empty

- On Input
- On Output

Array:

Special Instructions: Answer list descriptions for options 1-3 should be bold black

Skip Instructions: 1,3,4,DK,RF: Goto MORE

2: Goto APALOC

Instrument SAS Name: APAPURCH

Destination Data Set: EPA

Field

APALOC
BTABLEA.BROW.APALOC

Description: Purchase location - City

Form Pane Label: Location - City

SAS Name: APALOC

Tag Name: APALOC

Inherited Universe:

Universe: APAPURCH = 2

Universe Description:

Question Text: In what city is APASTORE_Fill located?

Type: String

Length: 45

Don't Know

Refuse

Empty

On Input

On Output

Array:

Skip Instructions: Goto APALOCST

Instrument SAS Name: APALOC

Destination Data Set: EAPA

APALOCST

Field

BTABLEA.BROW.APALOCST

Description: Purchase location - State

Form Pane Label: State

SAS Name: APALOCST

Tag Name: APALOCST

Inherited Universe:

Universe: APAPURCH = 2

Universe Description:

Help Screen: H_DESTCODE

Question Text: ? [F1]

In what state is APASTORE_Fill located?

Enter the two character state abbreviation

Type: String

Length: 2

- Don't Know
- Refuse
- Empty

- On Input
- On Output

Array:

Special Instructions: Use answer type TState - STRING[2], display width 4

Skip Instructions: IF entry is not a valid state abbreviation then
goto CK_APALOCST

ELSE goto MORE

Instrument SAS Name: APALOCST

Destination Data Set: EAPA

Check

CK_APALOCST
BTABLEA.BROW.CK_APALOCST

Description: Not a valid state abbreviation

Inherited Universe:

Universe: (Entry in APALOCST is not a valid state abbreviation) AND APALOCST <> DK AND APALOCST <> RF

Universe Description: State abbreviation entered is not valid

Text: * [Not a valid state abbreviation](#)

Check Instructions:

Type: Hard

Skip Instructions: Go back to APALOCST

MORE

Field

BTABLEA.BROW.MORE

Description: Purchase or Rent any other (ITEM)

Form Pane Label: Any more

SAS Name:

Tag Name: MAJOTHER

Inherited Universe:

Universe: (C = EMPTY) OR (COMBCODE = ENTRY)

Universe Description: ALL, except ITEM = 99 or 888

Question Text: Did you purchase^S6A_ORRENT any other ^S6A_ITEMNAME?

<u>Description</u>	<u>Type</u>	<u>Month</u>	<u>Amount</u>
(MAJTYPE)	(Purchased/ Rented)	(MAJ_MO)	(MAJPURX/ MAJRENTX)

Fills: S6A_ORRENT

Instructions: IF ITEM = 1-2, 4-6, or 8 fill " or rent"
 ELSE leave blank

Fills: S6A_ITEMNAME

Instructions: If ITEM = 1 then fill "microwave ovens"
 If ITEM = 2 then fill "cooking stoves, ranges, or ovens"
 If ITEM = 3 then fill "range hoods"
 If ITEM = 4 then fill "refrigerators or home freezers"
 If ITEM = 5 then fill "built-in dishwashers"
 If ITEM = 6 then fill "portable dishwashers"
 If ITEM = 7 then fill "garbage disposals"
 If ITEM = 8 then fill "clothes washers or dryers"

Type: Enumerated

Length: 1

Answer List: TYesNo

Value:	Mnemonic:	Description:
1	Yes	Yes
2	No	No

- Don't Know
- Refuse
- Empty

- On Input
- On Output

Store Instructions: 1. Set APA_ORIG AND APA_STAT
IF MORE = 1, 2, DK or RF then
IF ERR_DUP is invoked and ITEM = 888 then
store 3 in APA_ORIG.
ELSE Store 1 in APA_ORIG

IF MONTH = the current interview month then
store 2 in APA_STAT
ELSE store 1 in APA_STAT.

2. IF MORE = 1, 2, DK or RF then Set Item2Shadow = ITEM

Array:

Special Instructions: IF entry of 1 and row number ne 7, pre-fill ITEM, PREFILL and MAJTYPE fields for the next row with the same information as the current row.

Skip Instructions: 1: IF ROW number = 7 then goto ERR_MAX
ELSE goto ITEM, next row of grid

2,DK,RF: IF Row number = 7 then exit block and goto S6A_END
ELSE goto ITEM, next row of grid

Instrument SAS Name: MAJOTHER

Destination Data Set: EAPA

ERR_MAX

Check

BTABLEA.BROW.ERR_MAX

Description: Max Number of Rows Reached

Inherited Universe:

Universe: (MORE = 1) AND (Row number = 7)

Universe Description: Yes, there are more expenses, but there are no more empty rows in the grid

Text: ♦ [No more rows can be added](#)

Check Instructions:

Type: Hard

Skip Instructions: Go back to MORE

Field

ITEMCODEOUT
BTABLEA.BROW.ITEMCODEOUT

Description: 3 Digit household appliance code

Form Pane Label:

SAS Name: MAJAPPLY

Tag Name:

Inherited Universe:

Universe:

Universe Description:

Question Text:

Type: Integer

Length: 3

Min: 100

Max: 999

- Don't Know
- Refuse
- Empty

- On Input
- On Output

Array:

Special Instructions: NOTE: See ITEM for how to set this field

Valid Values: 100, 120, 140, 160, 170, 180, 195, 210

Instrument SAS Name: MAJAPPLY

Destination Data Set: EAPA

MAJPURX

Field

BTABLEA.BROW.MAJPURX

Description: Total Cost

Form Pane Label:

SAS Name: MAJPURX

Tag Name:

Inherited Universe:

Universe:

Universe Description:

Question Text:

Type: Integer

Length: 7

Min: 1

Max: 999999

Don't Know

Refuse

Empty

On Input

On Output

Array:

Special Instructions: NOTE: See AMOUNT for how to set this field

Instrument SAS Name: MAJPURX

Destination Data Set: EAPA

Field

MAJRENTX
BTABLEA.BROW.MAJRENTX

Description: Total rental expense

Form Pane Label:

SAS Name: MAJRENTX

Tag Name:

Inherited Universe:

Universe:

Universe Description:

Question Text:

Type: Integer

Length: 7

Min: 1

Max: 999999

Don't Know

Refuse

Empty

On Input

On Output

Array:

Special Instructions: NOTE: See AMOUNT for how to set this field
(This is set when GFTC_MAJ = 2)

Instrument SAS Name: MAJRENTX

Destination Data Set: EAPA

MJAPPL1

Field

BTABLEA.BROW.MJAPPL1

Description: Combined expense - code

Form Pane Label:

SAS Name: MJAPPL1

Tag Name:

Inherited Universe:

Universe:

Universe Description:

Question Text:

Type: String

Length: 3

- Don't Know
- Refuse
- Empty

- On Input
- On Output

Array:

Special Instructions: NOTE: See COMBCODE for how to set this field

Valid Values: 100, 120, 140, 160, 170, 180, 195, 210, 220

Instrument SAS Name: MJAPPL1

Destination Data Set: EAPA

Field

MJAPPL2
BTABLEA.BROW.MJAPPL2

Description: Combined Expense Code

Form Pane Label:

SAS Name: MJAPPL2

Tag Name:

Inherited Universe:

Universe:

Universe Description:

Question Text:

Type: String

Length: 3

- Don't Know
- Refuse
- Empty

- On Input
- On Output

Array:

Special Instructions: NOTE: See COMBCODE for how to set this field

Valid Values: 100, 120, 140, 160, 170, 180, 195, 210, 220

Instrument SAS Name: MJAPPL2

Destination Data Set: EAPA

MJAPPL3

Field

BTABLEA.BROW.MJAPPL3

Description: Combined Expense Code

Form Pane Label:

SAS Name: MJAPPL3

Tag Name:

Inherited Universe:

Universe:

Universe Description:

Question Text:

Type: String

Length: 3

- Don't Know
- Refuse
- Empty

- On Input
- On Output

Array:

Special Instructions: NOTE: See COMBCODE for how to set this field

Valid Values: 100, 120, 140, 160, 170, 180, 195, 210, 220

Instrument SAS Name: MJAPPL3

Destination Data Set: EAPA

Field

MJAPPL4
BTABLEA.BROW.MJAPPL4

Description: Combined Expense Code

Form Pane Label:

SAS Name: MJAPPL4

Tag Name:

Inherited Universe:

Universe:

Universe Description:

Question Text:

Type: String

Length: 3

- Don't Know
- Refuse
- Empty

- On Input
- On Output

Array:

Special Instructions: NOTE: See COMBCODE for how to set this field

Valid Values: 100, 120, 140, 160, 170, 180, 195, 210, 220

Instrument SAS Name: MJAPPL4

Destination Data Set: EAPA

MJAPPL5

Field

BTABLEA.BROW.MJAPPL5

Description: Combined Expense Code

Form Pane Label:

SAS Name: MJAPPL5

Tag Name:

Inherited Universe:

Universe:

Universe Description:

Question Text:

Type: String

Length: 3

- Don't Know
- Refuse
- Empty

- On Input
- On Output

Array:

Special Instructions: NOTE: See COMBCODE for how to set this field

Valid Values: 100, 120, 140, 160, 170, 180, 195, 210, 220

Instrument SAS Name: MJAPPL5

Destination Data Set: EAPA

Field

MJAPPL6
BTABLEA.BROW.MJAPPL6

Description: Combined Expense Code

Form Pane Label:

SAS Name: MJAPPL6

Tag Name:

Inherited Universe:

Universe:

Universe Description:

Question Text:

Type: String

Length: 3

- Don't Know
- Refuse
- Empty

- On Input
- On Output

Array:

Special Instructions: NOTE: See COMBCODE for how to set this field

Valid Values: 100, 120, 140, 160, 170, 180, 195, 210, 220

Instrument SAS Name: MJAPPL6

Destination Data Set: EAPA

MJAPPL7

Field

BTABLEA.BROW.MJAPPL7

Description: Combined Expense Code

Form Pane Label:

SAS Name: MJAPPL7

Tag Name:

Inherited Universe:

Universe:

Universe Description:

Question Text:

Type: String

Length: 3

- Don't Know
- Refuse
- Empty

- On Input
- On Output

Array:

Special Instructions: NOTE: See COMBCODE for how to set this field

Valid Values: 100, 120, 140, 160, 170, 180, 195, 210, 220

Instrument SAS Name: MJAPPL7

Destination Data Set: EAPA

Field

MJAPPL8
BTABLEA.BROW.MJAPPL8

Description: Combined Expense Code

Form Pane Label:

SAS Name: MJAPPL8

Tag Name:

Inherited Universe:

Universe:

Universe Description:

Question Text:

Type: String

Length: 3

- Don't Know
- Refuse
- Empty

- On Input
- On Output

Array:

Special Instructions: NOTE: See COMBCODE for how to set this field

Valid Values: 100, 120, 140, 160, 170, 180, 195, 210, 220

Instrument SAS Name: MJAPPL8

Destination Data Set: EAPA

MJAPPL9

Field

BTABLEA.BROW.MJAPPL9

Description: Combined Expense Code

Form Pane Label:

SAS Name: MJAPPL9

Tag Name:

Inherited Universe:

Universe:

Universe Description:

Question Text:

Type: String

Length: 3

- Don't Know
- Refuse
- Empty

- On Input
- On Output

Array:

Special Instructions: NOTE: See COMBCODE for how to set this field

Valid Values: 100, 120, 140, 160, 170, 180, 195, 210, 220

Instrument SAS Name: MJAPPL9

Destination Data Set: EAPA

Field

MAJPURX_
BTABLEA.BROW.MAJPURX_

Description: Range edit flag for MAJPURX

Form Pane Label:

SAS Name: MAJPURX_

Tag Name:

Inherited Universe:

Universe:

Universe Description:

Question Text:

Type: String

Length: 2

- Don't Know
- Refuse
- Empty

- On Input
- On Output

Array:

Special Instructions: NOTE: See ERR1_AMOUNT for how to set this field

Valid Values: A1 = Range edit failed
(ERR1 check was suppressed)
Blank = Range edit passed

Instrument SAS Name: MAJPURX_

Destination Data Set: EAPA

MAJR_NTX

Field

BTABLEA.BROW.MAJR_NTX

Description: Range edit flag for MAJRENTX

Form Pane Label:

SAS Name: MAJR_NTX

Tag Name:

Inherited Universe:

Universe:

Universe Description:

Question Text:

Type: String

Length: 2

- Don't Know
- Refuse
- Empty

- On Input
- On Output

Array:

Special Instructions: NOTE: See ERR1_AMOUNT for how to set this field

Valid Values: A1 = Range edit failed
(ERR1 check was suppressed)
Blank = Range edit passed

Instrument SAS Name: MAJR_NTX

Destination Data Set: EAPA

Field

MAJI_STX
BTABLEA.BROW.MAJI_STX

Description: Range edit flag for MAJINSTX

Form Pane Label:

SAS Name: MAJI_STX

Tag Name:

Inherited Universe:

Universe:

Universe Description:

Question Text:

Type: String

Length: 2

- Don't Know
- Refuse
- Empty

- On Input
- On Output

Array:

Special Instructions: NOTE: See ERR1_INST for how to set this field

Valid Values: A1 = Range edit failed
(ERR1 check was suppressed)
Blank = Range edit passed

Instrument SAS Name: MAJI_STX

Destination Data Set: EAPA

APA_STAT

Field

BTABLEA.BROW.APA_STAT

Description: Record status

Form Pane Label:

SAS Name: REC_STAT

Tag Name:

Inherited Universe:

Universe:

Universe Description:

Question Text:

Type: String

Length: 1

- Don't Know
- Refuse
- Empty

- On Input
- On Output

Array:

Special Instructions: NOTE: See MORE for how to set this field

Valid Values: 1 = Active
2 = Current month
3 = Inactive

Instrument SAS Name: APA_STAT

Destination Data Set: EAPA

Field

APA_ORIG
BTABLEA.BROW.APA_ORIG

Description: Record origin

Form Pane Label:

SAS Name: REC_ORIG

Tag Name:

Inherited Universe:

Universe:

Universe Description:

Question Text:

Type: String

Length: 1

Don't Know

Refuse

Empty

On Input

On Output

Array:

Special Instructions: NOTE: See MORE for how to set this field

Valid values: 1 = Data from current month interview

2 = Data reported in previous quarter

3 = Duplicate record

Instrument SAS Name: APA_ORIG

Destination Data Set: EAPA

S6A_END

S6A_END

Field

Description: End of Section A

Form Pane Label:

SAS Name:

Tag Name:

Inherited Universe:

Universe: ITEM = 99 OR (the MAX number of grid lines has been reached)

Universe Description:

Question Text:

Type: Classification

Length: 0

- Don't Know
- Refuse
- Empty

- On Input
- On Output

Store Instructions: IF (ANY BtableA.Brow.ITEM = 99) OR (the table is full)
then set S6A_END = 'Yes'

Array:

Skip Instructions: Goto Section 6B - S6B_INTRO

Field

INTROB
INTROB

Description: Introduction for S6B

Form Pane Label: Introduction

SAS Name:

Tag Name: S6B_INTRO

Inherited Universe:

Universe:

Universe Description: All

Question Text: Now I am going to ask about expenses for the purchase or rental of household appliances and other selected items. Please include any shipping and handling charges with the cost of any item that was shipped.

<u>Description</u>	<u>Type</u>	<u>Month</u>	<u>Amount</u>
MINTYPE)	(Purchased/ Rented)	(MIN_MO)	(MINPURX/ MINRENTX)

Type: Enumerated

Length: 1

Answer List: TContinue

Value:	Mnemonic:	Description:
1	Continue	Enter 1 to Continue

- Don't Know
- Refuse
- Empty

- On Input
- On Output

Array:

Skip Instructions: Goto BTableB.BROW.ITEM

Instrument SAS Name: S6B_INTRO

Destination Data Set: EAPB

BTABLEB

BTABLEB

Block

Description: Purchase of Household Appliances and Other Selected Items

Tab Name:

Fly Over Name:

Universe Type: If

Inherited Universe:

Universe: BSEC6PT.INTROB = 1

Universe Description: All

Array:

- Block Instructions:**
1. Max number of Grid Lines: 34
 2. Section Label: Section 6, Part B - Purchase of Household Appliances and Other Selected Items
 3. This section is a laundry list. Follow the laundry list standards. (See the attachment on the field Laundry_List_Standards.)
 4. Pre-chart
 - o Follow pre-chart standards. (See attachment on the field Prechart_Standards.)
 - o See the attachment on the variable Input_Setup_Specifications for specific prechart information

Block

BROW
BTABLEB.BROW

Description:

Tab Name:
Fly Over Name:
Universe Type: While

Inherited Universe:

Universe: (ITEM(previous row) <> 99) AND (ROW # < 35)

Universe Description:

Array:

Block Instructions:

ITEM

Field

BTABLEB.BROW.ITEM

Description: Purchase or rent minor appliances

Form Pane Label: Item

SAS Name:

Tag Name: APB_ITEM

Inherited Universe:

Universe:

Universe Description: All

Help Screen: H_S6B

Question Text: SCREEN 1 -----

 17 ? [F1]

Since the first of ^REF_MONTH, have ^YOU_ANYMEM purchased or rented any of the following items?

◆ Read each item on list

SCREEN 2 -----

 18 ? [F1]

Have ^YOU_ANYMEM purchased or rented any --

◆ Read each item on list

SCREEN 3 -----

 19 ? [F1]

Have ^YOU_ANYMEM purchased or rented any --

◆ Read each item on list

SCREEN 4 -----

 20 ? [F1]

Have ^YOU_ANYMEM purchased or rented any --

◆ Read each item on list

Screen 5-----

 21 ? [F1]

Have ^YOU_ANYMEM purchased or rented any --

◆ [Read each item on list](#)

Screen 6-----

 22 ? [F1]

Have ^YOU_ANYMEM purchased or rented any --

◆ [Read each item on list](#)

Fills: REF_MONTH

Instructions: Set REF_MONTH = 3 months before the interview.
 Calculated by taking the INTPER from record type 10 to come up with the base month to start from.

Fills: YOU_ANYMEM

Instructions: IF NUMHOUSE = 1 then fill "you"
 ELSE fill "you or any members of your household"

Type: Enumerated

Length: 3

Answer List: TSec6blItems

Value:	Mnemonic:	Description:
1	Small_kitchen_app	Small electrical kitchen appliances
2	Electric_personal_care	Electrical personal care appliances
3	floor_equipment	Electric floor cleaning equipment
4	Other_appliances	Other household appliances
5	Sewing_machines	Sewing machines
6	GPS_Calc	GPS devices, calculators, and fax machines
7	DigitalReader	Digital book readers or tablets
8	Computers	Computers, computer systems, or related hardware
9	software	Computer software including computer games^FOR_NON_BUS
10	Computer_accessories	Computer accessories
11	Portable_memory	Portable memory, such as flash drives, memory cards, and recordable discs and tapes
12	Game_Hardware	Video game hardware or accessories

13	Telephones	Telephones or accessories
14	Photographic	Photographic equipment
15	Musical	Musical instruments, supplies, or accessories
16	Lawn	Lawn mowing machinery or other yard equipment
17	PTools	Power tools
18	Non_p_tools	Non-power tools
19	Conditioners	Window air conditioners
20	cooling_heating	Portable cooling or heating equipment
21	Televisions	Televisions, all types including those installed in vehicles
22	VCR	DVD Players, VCRs, DVRs, or video cameras
23	Satellite	Satellite dishes, receivers or accessories
24	Handheld_music	Handheld personal music players
25	Radio	Stereos, radios, speakers, and sound components, including those installed in vehicles
26	Other_sound	Other sound or video equipment, including accessories
27	General_sports	General sports equipment (exclude athletic shoes for sports related use, such as football, baseball, soccer or bowling)
28	Health	Health and exercise equipment
29	Camping	Camping equipment
30	Hunting	Hunting and fishing equipment, including all guns
31	Winter_sports	Winter sports equipment
32	Water_sports	Water sports equipment
33	Outboard	Outboard motors
34	Bicycles	Bicycles or bicycle equipment
35	Tricycle	Tricycles or battery powered riders
36	Playground	Playground equipment
37	Other_sports	Other sports or recreation equipment
95	NoMore95	Continue List
99	NoMore99	None/No more entries
888	DeleteLine	Delete the line

- Don't Know
- Refuse
- Empty

- On Input
- On Output

Store Instructions: Set MINAPPLY

- If ITEM = 1 then store 230 in MINAPPLY
- If ITEM = 2 then store 240 in MINAPPLY
- If ITEM = 3 then store 260 in MINAPPLY

If ITEM = 4 then store 270 in MINAPPLY
If ITEM = 5 then store 280 in MINAPPLY
If ITEM = 6 then store 620 in MINAPPLY
If ITEM = 7 then store 655 in MINAPPLY
If ITEM = 8 then store 640 in MINAPPLY
If ITEM = 9 then store 650 in MINAPPLY
If ITEM = 10 then store 645 in MINAPPLY
If ITEM = 11 then store 750 in MINAPPLY
If ITEM = 12 then store 700 in MINAPPLY
If ITEM = 13 then store 660 in MINAPPLY
If ITEM = 14 then store 300 in MINAPPLY
If ITEM = 15 then store 460 in MINAPPLY
If ITEM = 16 then store 310 in MINAPPLY
If ITEM = 17 then store 320 in MINAPPLY
If ITEM = 18 then store 330 in MINAPPLY
If ITEM = 19 then store 340 in MINAPPLY
If ITEM = 20 then store 350 in MINAPPLY
If ITEM = 21 then store 365 in MINAPPLY
If ITEM = 22 then store 390 in MINAPPLY
If ITEM = 23 then store 670 in MINAPPLY
If ITEM = 24 then store 395 in MINAPPLY
If ITEM = 25 then store 425 in MINAPPLY
If ITEM = 26 then store 440 in MINAPPLY
If ITEM = 27 then store 470 in MINAPPLY
If ITEM = 28 then store 480 in MINAPPLY
If ITEM = 29 then store 490 in MINAPPLY
If ITEM = 30 then store 500 in MINAPPLY
If ITEM = 31 then store 510 in MINAPPLY
If ITEM = 32 then store 520 in MINAPPLY
If ITEM = 33 then store 530 in MINAPPLY
If ITEM = 34 then store 540 in MINAPPLY
IF ITEM = 35 then store 550 in MINAPPLY
IF ITEM = 36 then store 560 in MINAPPLY
IF ITEM = 37 then store 570 in MINAPPLY

Array:

- Special Instructions:**
1. Answer list options should be in bold black except 95, 99 and 888, they should be in regular black.
(Once an answer list option is selected, the answer list description color should be changed to regular blue.)
 2. Prefill the PREFILL and DESCRIPTION fields with the following descriptions: (Gray out the PREFILL field.)
 - If ITEM = 1, prefill "Small appliances".
 - If ITEM = 2, prefill "Personal appliances".
 - If ITEM = 3, prefill "Floor clean equip".

- If ITEM = 4, prefill "Other household appl".
- If ITEM = 5, prefill "Sewing machines".
- If ITEM = 6, prefill "GPS/calculator/fax".
- If ITEM = 7, prefill "Digital book readers or tablets".
- If ITEM= 8, prefill "Computer hardware"
- If ITEM = 9, prefill "Computer software, games."
- If ITEM = 10, prefill "Computer accessories"
- If ITEM = 11, pre-fill "Portable Media"
- If ITEM = 12, prefill "Video game, hardware, access".
- If ITEM = 13, prefill "Telephones or access".
- If ITEM = 14, prefill "Photo equipment".
- If ITEM = 15, prefill "Musical instruments, supplies, and accessories".
- If ITEM = 16, prefill "Yard equipment".
- If ITEM = 17, prefill "Power tools".
- If ITEM = 18, prefill "Non-power tools".
- If ITEM = 19, prefill "Window A/C".
- If ITEM = 20, prefill "Portable cool/heat equip".
- If ITEM = 21, pre-fill "Televisions, all types"
- If ITEM = 22, pre-fill "DVD Players, VCRs, DVRs or video cameras"
- If ITEM = 23, pre-fill "Satellite dishes"
- If ITEM = 24, pre-fill "Handheld Personal Music Players"
- If ITEM = 25, pre-fill "Stereos or radios, all types"
- If ITEM = 26, pre-fill "Other sound or video equipment"
- If ITEM = 27, pre-fill "General sports equip"
- If ITEM = 28, pre-fill "Exercise Equipment"
- If ITEM = 29, pre-fill "Camping equipment"
- If ITEM = 30, pre-fill "Hunting/fishing equip"
- If ITEM = 31, pre-fill "Winter sports equip"
- If ITEM = 32, pre-fill "Water sports equip"
- If ITEM = 33, pre-fill "Outboard motors"
- If ITEM = 34, pre-fill "Bicycles/bicycle equip"
- If ITEM = 35, pre-fill "Tricycles or battery riders"
- If ITEM = 36, pre-fill "Playground equipment"
- If ITEM = 37, pre-fill "Other sport or rec equip"

- 3. For Screen 1, display Answer List Options 1-7, 95, 888
- For Screen 2, display Answer List Options 8-14, 95, 888
- For Screen 3, display Answer List Options 15-20, 95, 888
- For Screen 4, display Answer List Options 21-26, 95, 888
- For Screen 5, display Answer List Options 27-30, 95, 888
- For Screen 6, display Answer List Options 31-37, 99, 888

4. IF ITEM = 888 then "SHOW" the fields in the row

Skip Instructions: 1-37: IF ITEM ne Item2Shadow then goto CK_ITEM
ELSE goto DESCRIPTION

95: Goto ITEM - next line of grid

99: Exit block and goto S6B_END

888: IF no more grid lines then Exit block and
goto S6B_END
ELSE goto ITEM - next line of grid

Instrument SAS Name: APB_ITEM

Destination Data Set: EAPB

CK_ITEM
BTABLEB.BROW.CK_ITEM

Check

Description: After a row is completed, the user has backed up and changed the item number to another valid item number

Inherited Universe:

Universe: ITEM was changed to another valid item number

Universe Description: After a row is completed, the user has backed up and changed the item number to another valid item number

Text: ♦ Press "S" to change this item code and enter new data

Press ENTER to re-enter the original item code: ^OldItem

Check Instructions: IF SUPPRESSED then set all fields in this block to EMPTY

Type: Soft

Skip Instructions: Go back to ITEM

Fills: OldItem

Instructions: Fill the previous entry in ITEM for this row.

Field

PreFill
BTABLEB.BROW.Prefill

Description: Description - SHOW ONLY Field

Form Pane Label: Appl. Item

SAS Name:

Tag Name:

Inherited Universe:

Universe:

Universe Description:

Question Text: ** SHOW ONLY **

Type: String

Length: 30

- Don't Know
- Refuse
- Empty

- On Input
- On Output

Store Instructions: Set Up Prefill with ITEM's answer list description.

Array:

DESCRIPTION

Field

BTABLEB.BROW.DESCRPTION

Description: What type or brand

Form Pane Label: Description

SAS Name: MINTYPE

Tag Name: MINTYPE

Inherited Universe:

Universe: ITEM = 1-37

Universe Description: ALL, except ITEM = 95, 99 or 888

Question Text: What did you purchase^S6B_ORRENT?

✦ Enter a brief description of item.

^REPORT_ITEMS

<u>Description</u>	<u>Type</u>	<u>Month</u>	<u>Amount</u>
(MINTYPE)	(Purchased/ Rented)	(MIN_MO)	(MINPURX/ MINRENTX)

Fills: S6B_ORRENT

Instructions: If ITEM = 1-3, 5-9, 12-32, or 34-37 then fill " or rent"
Else leave blank

Fills: REPORT_ITEMS

Instructions: If ITEM = 8, 9, 10, 12, 13, or 14 then fill: '✦ Report items such as flash drives,
memory cards, recordable discs, and tapes as code 11, Portable memory.'

Type: String

Length: 30

- Don't Know
- Refuse
- Empty

- On Input
- On Output

Array:

Skip Instructions: Goto WHO

Instrument SAS Name: MINTYPE

Destination Data Set: EAPB

WHO

Field

BTABLEB.BROW.WHO

Description: Who was it purchased for

Form Pane Label: Who

SAS Name: GFTCMIN

Tag Name: GFTCMIN

Inherited Universe:

Universe: DESCRIPTION = ENTRY

Universe Description: All, except ITEM = 95, 99 or 888

Question Text: Was this item ...

Type: Enumerated

Length: 1

Answer List: TPRREB

Value:	Mnemonic:	Description:
1	Purchased_FOR_OR	Purchased for someone inside the household?
2	Rented	^S6BRENT
3	Purchased_for_NONOR	Purchased for someone outside your household?

- Don't Know
- Refuse
- Empty

- On Input
- On Output

Array:

Special Instructions: Answer list descriptions should be in bold black

Skip Instructions: 1,3,DK,RF: Goto MONTH

2: Goto AMOUNT

Instrument SAS Name: GFTCMIN

Destination Data Set: EAPB

MONTH

Field

BTABLEB.BROW.MONTH

Description: When was it purchased

Form Pane Label: Month

SAS Name: MIN_MO

Tag Name: MIN_MO

Inherited Universe:

Universe: WHO = 1, 3, DK or RF

Universe Description:

Question Text: When did you purchase it?

<u>Description</u>	<u>Type</u>	<u>Month</u>	<u>Amount</u>
(MINTYPE)	(Purchased/ Rented)	(MIN_MO)	(MINPURX/ MINRENTX)

Type: Enumerated

Length: 2

Answer List: TMONTH

Value:	Mnemonic:	Description:
1	Jan	January
2	Feb	February
3	Mar	March
4	Apr	April
5	May	May
6	Jun	June
7	Jul	July
8	Aug	August
9	Sep	September
10	Oct	October
11	Nov	November
12	Dec	December

- Don't Know
- Refuse

Empty

On Input

On Output

Array:

Skip Instructions: REF_MONTH - CUR_MONTH: IF MONTH not in reference period then
goto ERR3_MONTH
ELSE goto AMOUNT

DK,RF: Goto AMOUNT

Instrument SAS Name: MIN_MO

Destination Data Set: EAPB

ERR3_MONTH

Check

BTABLEB.BROW.ERR3_MONTH

Description: MONTH is not within the reference period

Inherited Universe:

Universe: MONTH is not within the reference period

Universe Description:

Text: Input Invalid. Value not in range.

Check Instructions: NOTE: This is a Blaise manipula generated error

Type: Hard

Skip Instructions: Go back to MONTH

Field

AMOUNT
BTABLEB.BROW.AMOUNT

Description: Purchase price

Form Pane Label: Amount

SAS Name: MIN_AMOUNT

Tag Name: MIN_AMOUNT

Inherited Universe:

Universe: (MONTH = 1-12, DK or RF) OR (WHO = 2)

Universe Description:

Question Text: ^MINAMOUNT

<u>Description</u>	<u>Type</u>	<u>Month</u>	<u>Amount</u>
MINTYPE)	(Purchased/ Rented)	(MIN_MO)	(MINPURX/ MINRENTX)

Fills: MINAMOUNT

Instructions: IF WHO = 2 then fill "What was the total rental expense since the first of
^REF_MONTH not including
^CUR_MONTH?"

ELSE fill "What did it cost? * Include delivery charges, exclude installation charges
."

Fills: REF_MONTH

Instructions: Set REF_MONTH = 3 months before the interview.
Calculated by taking the INTPER from record type 10 to come up with the base
month to start from.

Fills: CUR_MONTH

Instructions: Fill with current month.

Type: Integer

Length: 7

Min: 1

Max: 999999

Don't Know

- Refuse
 Empty

- On Input
 On Output

- Store Instructions:**
1. Set MINPURX or MINRENTX
IF WHO = 1, 3, DK or RF then
set MINPURX = AMOUNT
set RAMOUNT = EMPTY
set MINR_NTX = EMPTY
IF WHO = 2 then
set MINRENTX = AMOUNT
set CAMOUNT = EMPTY
set MINPURX_ = EMPTY
 2. IF value within range OR (AMOUNT = DK or RF) then
set MINPURX_ = EMPTY
set MINR_NTX = EMPTY

Array:

Special Instructions: Display a \$ and comma in the entry field

- Skip Instructions:** 1-999999: IF (WHO = 1, 3, DK or RF) AND
((ITEM = 1 and AMOUNT lt 6 or gt 200) OR
(ITEM = 2 and AMOUNT lt 5 or gt 125) OR
(ITEM = 3 and AMOUNT lt 15 or gt 600) OR
(ITEM = 4 and AMOUNT lt 6 or gt 896) OR
(ITEM = 5 and AMOUNT lt 8 or gt 4000) OR
(ITEM = 6 and AMOUNT lt 5 or gt 705) OR
(ITEM = 7 and AMOUNT lt 6 or gt 800) OR
(ITEM = 8 and AMOUNT lt 12 or gt 2500) OR
(ITEM = 9 and AMOUNT lt 6 or gt 403) OR
(ITEM = 10 and AMOUNT lt 6 or gt 403) OR
(ITEM = 11 and AMOUNT lt 5 or gt 200) OR
(ITEM = 12 and AMOUNT lt 8 or gt 450) OR
(ITEM = 13 and AMOUNT lt 3 or gt 300) OR
(ITEM = 14 and AMOUNT lt 6 or gt 1068) OR
(ITEM = 15 and AMOUNT lt 5 or gt 950) OR
(ITEM = 16 and AMOUNT lt 5 or gt 2500) OR
(ITEM = 17 and AMOUNT lt 11 or gt 700) OR
(ITEM = 18 and AMOUNT lt 5 or gt 250) OR
(ITEM = 19 and AMOUNT lt 15 or gt 940) OR
(ITEM = 20 and AMOUNT lt 5 or gt 400) OR
(ITEM = 21 and AMOUNT lt 10 or gt 4200) OR
(ITEM = 22 and AMOUNT lt 25 or gt 886) OR

(ITEM = 23 and AMOUNT lt 25 or gt 2800) OR
(ITEM = 24 and AMOUNT lt 25 or gt 650) OR
(ITEM = 25 and AMOUNT lt 5 or gt 1590) OR
(ITEM = 26 and AMOUNT lt 5 or gt 749) OR
(ITEM = 27 and AMOUNT lt 5 or gt 441) OR
(ITEM = 28 and AMOUNT lt 5 or gt 1850) OR
(ITEM = 29 and AMOUNT lt 5 or gt 336) OR
(ITEM = 30 and AMOUNT lt 5 or gt 646) OR
(ITEM = 31 and AMOUNT lt 10 or gt 1150) OR
(ITEM = 32 and AMOUNT lt 5 or gt 1870) OR
(ITEM = 33 and AMOUNT lt 40 or gt 8480) OR
(ITEM = 34 and AMOUNT lt 5 or gt 924) OR
(ITEM = 35 and AMOUNT lt 10 or gt 700) OR
(ITEM = 36 and AMOUNT lt 6 or gt 1200) OR
(ITEM = 37 and AMOUNT lt 5 or gt 1000))
then goto ERR1_AMOUNT

ELSEIF (WHO = 2) AND AMOUNT lt 8 or gt 390 then
goto ERR1_AMOUNT
ELSEIF ITEM and the entry in AMOUNT are equal
to any records data on the pre-chart/input
then goto ERR_DUP
ELSE goto TAX

DK,RF: Goto C

Destination Data Set: EAPB

ERR1_AMOUNT

Check

BTABLEB.BROW.ERR1_AMOUNT

Description: Out of Range Check

Inherited Universe:

Universe: [((WHO = 1, 3, DK or RF) AND
(ITEM = 1 and AMOUNT lt 6 or gt 200) or
(ITEM = 2 and AMOUNT lt 5 or gt 125) or
(ITEM = 3 and AMOUNT lt 15 or gt 600) or
(ITEM = 4 and AMOUNT lt 6 or gt 896) or
(ITEM = 5 and AMOUNT lt 8 or gt 4000) or
(ITEM = 6 and AMOUNT lt 5 or gt 705) or
(ITEM = 7 and AMOUNT lt 6 or gt 800) or
(ITEM = 8 and AMOUNT lt 12 or gt 2500) or
(ITEM = 9 and AMOUNT lt 6 or gt 403) or
(ITEM = 10 and AMOUNT lt 6 or gt 403) or
(ITEM = 11 and AMOUNT lt 5 or gt 200) or
(ITEM = 12 and AMOUNT lt 8 or gt 450) or
(ITEM = 13 and AMOUNT lt 3 or gt 300) or
(ITEM = 14 and AMOUNT lt 6 or gt 1068) or
(ITEM = 15 and AMOUNT lt 5 or gt 950) or
(ITEM = 16 and AMOUNT lt 5 or gt 2500) or
(ITEM = 17 and AMOUNT lt 11 or gt 700) or
(ITEM = 18 and AMOUNT lt 5 or gt 250) or
(ITEM = 19 and AMOUNT lt 15 or gt 940) or
(ITEM = 20 and AMOUNT lt 5 or gt 400) or
(ITEM = 21 and AMOUNT lt 10 or gt 4200) or
(ITEM = 22 and AMOUNT lt 25 or gt 886) or
(ITEM = 23 and AMOUNT lt 25 or gt 2800) or
(ITEM = 24 and AMOUNT lt 25 or gt 650) or
(ITEM = 25 and AMOUNT lt 5 or gt 1590) or
(ITEM = 26 and AMOUNT lt 5 or gt 749) or
(ITEM = 27 and AMOUNT lt 5 or gt 441) or
(ITEM = 28 and AMOUNT lt 5 or gt 1850) or
(ITEM = 29 and AMOUNT lt 5 or gt 336) or
(ITEM = 30 and AMOUNT lt 5 or gt 646) or
(ITEM = 31 and AMOUNT lt 10 or gt 1150) or
(ITEM = 32 and AMOUNT lt 5 or gt 1870) or
(ITEM = 33 and AMOUNT lt 40 or gt 8480) or
(ITEM = 34 and AMOUNT lt 5 or gt 924) or
(ITEM = 35 and AMOUNT lt 10 or gt 700) or
(ITEM = 36 and AMOUNT lt 6 or gt 1200) or
(ITEM = 37 and AMOUNT lt 5 or gt 1000))
OR
((WHO = 2) AND AMOUNT lt 8 or gt 390)]

AND (AMOUNT <> DK and AMOUNT <> RF)

Universe Description:

Text: * THE VALUE ENTERED IS UNUSUALLY HIGH OR LOW

PLEASE VERIFY AND IF CORRECT, ENTER ITEM LEVEL NOTE

Check Instructions: IF suppressed and WHO = 1, 3, DK or RF then set MINPURX_ = A1
ELSIF suppressed and WHO = 2 then set MIN_NTX = A1

Type: Soft

Skip Instructions: Suppress: Goto TAX

All others, go back to AMOUNT

ERR_DUP

Check

BTABLEB.BROW.ERR_DUP

Description: Check for possible duplicate reporting

Inherited Universe:

Universe: ITEM AND the entry for AMOUNT is equal to any records data on the prechart/input

Universe Description: The records itemcode and amount is the same as one of the records on the pre-chart

Text: ♦ This item appears to be the same as one reported last interview.

Please verify to avoid duplicate reporting

If this is a duplicate item, enter 888 to delete line.

Check Instructions:

Type: Soft

Skip Instructions: Suppress: Goto TAX

All others, go back to AMOUNT

Field

TAX
BTABLEB.BROW.TAX

Description: Include sales tax

Form Pane Label: Tax

SAS Name: MINTAX

Tag Name: MINTAX

Inherited Universe:

Universe: AMOUNT = 1-999999

Universe Description:

Question Text: Did this include sales tax?

<u>Description</u>	<u>Type</u>	<u>Month</u>	<u>Amount</u>
(MINTYPE)	(Purchased/ Rented)	(MIN_MO)	(MINPURX/ MINRENTX)

Type: Enumerated

Length: 1

Answer List: TYesNo

Value:	Mnemonic:	Description:
1	Yes	Yes
2	No	No

Don't Know
 Refuse
 Empty

On Input
 On Output

Array:

Skip Instructions: Goto C

Instrument SAS Name: MINTAX

Destination Data Set: EAPB

Field

C
BTABLEB.BROW.C

Description: Was it a combined expense

Form Pane Label: C

SAS Name:

Tag Name: MINCMB_S

Inherited Universe:

Universe: (TAX = 1, 2, DK or RF) OR (AMOUNT = DK or RF)

Universe Description: All, except ITEM = 95, 99 or 888

Question Text: ♦ Enter 'C' for a combined expense.

Type: String

Length: 1

- Don't Know
- Refuse
- Empty

- On Input
- On Output

Array:

Skip Instructions: C: Goto COMBCODE

```
EMPTY: IF ITEM = 8, 21, 23, 25, or 26 then goto INSTLSCR
        ELSEIF (WHO = 1 or 3) AND ([RT10.POPGRP = 1, 2,
        01 or 02] AND (ITEM = 12, 15, 17, 18, 27-37)) or
        ([RT10.POPGRP = 5, 6, 05 or 06] and (ITEM = 14,
        22 or 24)) or ([RT10.POPGRP = 3, 4, 03 or 04]
        and (ITEM = 1, 3, 19, 20)) or ([RT10.POPGRP =
        11 or 12] and ITEM = 2) or ([RT10.POPGRP = 13
        or 14] and ITEM = 5) or ([RT10.POPGRP = 7, 8,
        07 or 08] and (ITEM = 6, 7, 9-11, 13)) or
        ([RT10.POPGRP = 9, 09 or 10] and ITEM = 16) ]
        then goto APBSTORE
```

ELSE goto MORE

If anything other than a 'C' or the Enter key is entered then goto CK_C

Instrument SAS Name: MINCMB_S

Destination Data Set: EAPB

Check

CK_C
BTABLEB.BROW.CK_C

Description: C field can only contain a "C" or EMPTY

Inherited Universe:

Universe: C = anything other than a 'C' or a blank

Universe Description:

Text: * NOT A VALID ENTRY

Check Instructions:

Type: Hard

Skip Instructions: go back to C

COMBCODE

Field

BTABLEB.BROW.COMBCODE

Description: What is the item combined with

Form Pane Label: Combined codes

SAS Name:

Tag Name: MINCMB

Inherited Universe:

Universe: C = C

Universe Description:

Help Screen: H_S6B

Question Text:  17-22 ?[F1]

What other item is the ^S6B_ITEMNAME combined with?

- ◆ Enter all that apply, separate with commas.

Fills: S6B_ITEMNAME

Instructions: If ITEM = 1, fill "small electrical kitchen appliance".

If ITEM = 2, fill "electrical personal care appliance".

If ITEM = 3, fill "electric floor cleaning equipment".

If ITEM = 4, fill "other household appliance".

If ITEM = 5, fill "sewing machine".

If ITEM = 6, fill "GPS device, calculator, and fax machine".

If ITEM = 7, fill "digital book reader or tablet".

If ITEM = 8, fill "computer, computer system, or related hardware".

If ITEM = 9, fill "computer software including computer game".

If ITEM = 10, fill "computer accessory"

If ITEM = 11, fill "portable memory"

If ITEM = 12, fill "video game hardware or accessory".

If ITEM = 13, fill "telephone or accessory".

If ITEM = 14, fill "photographic equipment".

If ITEM = 15, fill "musical instrument, supply, or accessory".

If ITEM = 16, fill "lawn mowing machinery or other yard equipment".

If ITEM = 17, fill "power tool".

If ITEM = 18, fill "non-power tool".

If ITEM = 19, fill "window air conditioner".

If ITEM = 20, fill "portable cooling or heating equipment".

If ITEM = 21, fill "television, all type"

If ITEM = 22, fill "DVD Player, VCR, DVR or video camera"

- If ITEM = 23, fill "satellite dish, receiver or accessory"
- If ITEM = 24, fill "handheld personal music player"
- If ITEM = 25, fill "stereo, radio, speaker, and sound component"
- If ITEM = 26, fill "other sound or video equipment"
- If ITEM = 27, fill "general sports equipment"
- If ITEM = 28, fill "health and exercise equipment"
- If ITEM = 29, fill "camping equipment"
- If ITEM = 30, fill "hunting and fishing equipment"
- If ITEM = 31, fill "winter sport equipment"
- If ITEM = 32, fill "water sport equipment"
- If ITEM = 33, fill "outboard motor"
- If ITEM = 34, fill "bicycle or bicycle equipment"
- If ITEM = 35, fill "tricycle or battery powered rider"
- If ITEM = 36, fill "playground equipment"
- If ITEM = 37, fill "other sport or recreation equipment"

Type: Set

Max Number of Values: 38

Length: 2

Answer List: TSec6bccltems

Value:	Mnemonic:	Description:
1	Small_kitchen_app	Small electrical kitchen appliances
2	Electric_personal_care	Electric personal care appliances
3	floor_equipment	Electric floor cleaning equipment
4	Other_appliances	Other household appliances
5	Sewing_machines	Sewing machines
6	GPS_Calc	GPS devices, calculators, and fax machines
7	DigitalReader	Digital book readers or tablets
8	Computers	Computers, computer systems, or related hardware
9	software	Computer software including computer games^FOR_NON_BUS
10	Computer_accessories	Computer accessories
11	Portable_memory	Portable memory such as flash drives, memory cards, and recordable discs and tapes
12	Game_Hardware	Video game hardware or accessories
13	Telephones	Telephones or accessories
14	Photographic	Photographic equipment
15	musical	Musical instruments, supplies, or accessories
16	Lawn	Lawn mowing machinery, or other yard equipment
17	PTools	Power Tools
18	Non_p_tools	Non-power tools
19	Conditioners	Window air conditioners

20	cooling_heating	Portable cooling or heating equipment
21	Televisions	Televisions, all types including those installed in vehicles
22	VCR	DVD Players, VCRs, DVRs, or video cameras
23	Satellite	Satellite dishes, receivers or accessories
24	Handheld_music	Handheld personal music players
25	Radio	Stereos, radios, speakers, and sound components, including those installed in vehicles
26	Other_sound	Other sound or video equipment, including accessories
27	General_sports	General sports equipment (exclude athletic shoes for sports related use, such as football, baseball, soccer or bowling)
28	Health	Health and exercise equipment
29	Camping	Camping equipment
30	Hunting	Hunting and fishing equipment, including all guns
31	Winter_sports	Winter sports equipment
32	Water_sports	Water sports equipment
33	Outboard	Outboard motors
34	Bicycles	Bicycles or bicycle equipment
35	Tricycle	Tricycles or battery powered riders
36	Playground	Playground equipment
37	Other_sports	Other sports or recreation equipment
77	Misc	Misc. combined (unable to specify/DK)

- Don't Know
- Refuse
- Empty

- On Input
- On Output

Store Instructions: For each item selected in COMBCODE, store the appropriate item code in MNAPPL1- MNAPPL38.
 (The first entry in COMBCODE should be recoded and stored in MNAPPL1, the 2nd entry in MNAPPL2, etc.)

Recode as follows:

- If 1, store 230 If 2, store 240
- If 3, store 260 If 4, store 270
- If 5, store 280 If 6, store 620
- If 7, store 655 If 8, store 640
- If 9, store 650 If 10, store 645
- If 11, store 750 If 12, store 700
- If 13, store 660 If 14, store 300
- If 15, store 460 If 16, store 310
- If 17, store 320 If 18, store 330

If 19, store 340 If 20, store 350
If 21, store 365 If 22, store 390
If 23, store 670 If 24, store 395
If 25, store 425 If 26, store 440
If 27, store 470 If 28, store 480
If 29, store 490 If 30, store 500
If 31, store 510 If 32, store 520
If 33, store 530 If 34, store 540
If 35, store 550 If 36, store 560
If 37, store 570 If 77, store 900

Array:

Skip Instructions: IF ITEM = 8, 21, 23, 25, 26 then goto INSTLSCR

ELSEIF (WHO = 1 or 3) AND ([RT10.POPGRP = 1, 2, 01 or 02]
AND (ITEM = 12, 15, 17, 18 or 27-37)) or [RT10.POPGRP
= 5, 6, 05 or 06] and (ITEM = 14, 22 or 24)) or
([RT10.POPGRP = 3, 4, 03 or 04] and (ITEM = 1, 3, 4,
19 or 20)) or ([RT10.POPGRP = 11 or 12] and
ITEM = 2) or ([RT10.POPGRP = 13 or 14] and ITEM =
5) or ([RT10.POPGRP = 7, 8, 07 or 08] and (ITEM =
6, 7, 9-11 or 13)) or
([RT10.POPGRP = 9, 09 or 10] and ITEM = 16)]
then goto APBSTORE

ELSE goto MORE

Instrument SAS Name: MINCMB

Destination Data Set: EAPB

INSTLSCR

Field

BTABLEB.BROW.INSTLSCR

Description: Additional charges?

Form Pane Label: Add Chrg

SAS Name: INSTLSCR

Tag Name: INSTLSCR

Inherited Universe:

Universe: ITEM = 8, 21, 23, 25, or 26

Universe Description:

Question Text: Were there any additional charges for installation or set-up?

<u>Description</u>	<u>Type</u>	<u>Month</u>	<u>Amount</u>
(MINTYPE)	(Purchased/ Rented)	(MIN_MO)	(MINPURX/ MINRENTX)

Type: Enumerated

Length: 1

Answer List: TYesNo

Value:	Mnemonic:	Description:
1	Yes	Yes
2	No	No

Don't Know
 Refuse
 Empty

On Input
 On Output

Array:

Skip Instructions: 1: Goto INSTLLEX

2,DK,RF: IF (WHO = 1 or 3) AND [((RT10.POPGRP = 5, 6, 05
or 06)and (ITEM = 21, 23, 25, or 26)) OR
((RT10.POPGRP = 7, 8, 07 or 08) and ITEM = 8)]
then goto APBSTORE

ELSE goto MORE

Instrument SAS Name: INSTLSCR

Destination Data Set: EAPB

INSTLLEX

Field

BTABLEB.BROW.INSTLLEX

Description: How much

Form Pane Label: How much?

SAS Name: INSTLLEX

Tag Name: INSTLLEX

Inherited Universe:

Universe: INSTLSCR = 1

Universe Description: Yes, there were additional charges for installation/set-up

Question Text: How much?

<u>Description</u>	<u>Type</u>	<u>Month</u>	<u>Amount</u>
(MINTYPE)	(Purchased/ Rented)	(MIN_MO)	(MINPURX/ MINRENTX)

Type: Integer

Length: 6

Min: 1

Max: 99999

Don't Know

Refuse

Empty

On Input

On Output

Store Instructions: IF INSTLLEX = DK, RF or 40-1000 then set INST_LEX = EMPTY

Array:

Special Instructions: Display a \$ and comma in the entry field

Skip Instructions: IF INSTLLEX lt 40 or gt 1000 AND (not equal DK or RF)
then goto ERR1_INSTLLEX

ELSEIF (WHO = 1 or 3) AND [((RT10.POPGRP = 5, 6, 05 or 06)
and (ITEM = 21, 23, 25, or 26)) OR
((RT10.POPGRP = 7, 8, 07 or 08) and ITEM = 8)]

then goto APBSTORE

ELSE goto MORE

Instrument SAS Name: INSTLLEX

Destination Data Set: EAPB

ERR1_INSTLLEX

Check

BTABLEB.BROW.ERR1_INSTLLEX

Description: Out of Range Check

Inherited Universe:

Universe: (INSTLLEX lt 40 or gt 1000) AND INSTLLEX <> DK AND
INSTLLEX <> RF

Universe Description: Installation/set-up charge was less than \$40 or more than \$1,000

Text: * THE VALUE ENTERED IS UNUSUALLY HIGH OR LOW

PLEASE VERIFY AND IF CORRECT, ENTER ITEM LEVEL NOTE

Check Instructions: If suppressed then set INST_LEX = A1

Type: Soft

Skip Instructions: Suppress: IF (WHO = 1 or 3) AND [((RT10.POPGRP = 5, 6, 05
or 06) and (ITEM = 21, 23, 25, or 26)) OR
((RT10.POPGRP = 7, 8, 07 or 08) and ITEM = 8)]
then goto APBSTORE
ELSE goto MORE

All others, go back to INSTLLEX

Field

APBSTORE
BTABLEB.BROW.APBSTORE

Description: Where Purchased

Form Pane Label: Store

SAS Name: APBSTORE

Tag Name: APBSTORE

Inherited Universe:

Universe: (WHO = 1 or 3) AND
[((RT10.POPGRP = 1, 2, 01 or 02) and (ITEM = 12, 15, 17,
18, 27-37)) or
((RT10.POPGRP = 5, 6, 05 or 06) and (ITEM = 14 or 21-26))
or ((RT10.POPGRP = 3, 4, 03 or 04) and (ITEM = 1, 3, 4, 19
or 20)) or
((RT10.POPGRP = 11 or 12) and ITEM = 2) or
((RT10.POPGRP = 13 or 14) and ITEM = 5) or
((RT10.POPGRP = 7, 8, 07 or 08) and (ITEM = 6, 7, 8, 9-11, 13)) or
((RT10.POPGRP = 9, 09 or 10) and ITEM = 16)]

Universe Description:

Question Text: What is the name of the business where this was purchased?

✦ Enter store, website, or company name

Type: String

Length: 45

Don't Know

Refuse

Empty

On Input

On Output

Array:

Special Instructions: If UPPERCASE ENTRY contains ".COM" then set APBPURCH = 1 and "keep" and "show"

Skip Instructions: IF uppercase entry = "GROUPON" or "GROUPON.COM" then goto ERR_GROUPON

ELSEIF UPPERCASE ENTRY contains ".COM" then goto MORE

ELSEIF ENTRY = DK or RF then goto MORE

ELSE goto APBPURCH

Instrument SAS Name: APBSTORE

Destination Data Set: EAPB

Check

ERR_GROUPON
BTABLEB.BROW.ERR_GROUPON

Description: Groupon Check

Inherited Universe:

Universe: Uppercase entry in APBSTORE = "GROUPON" or "GROUPON.COM"

Universe Description:

Text: * ENTER THE STORE OR COMPANY THAT THE GROUPON IS FOR.

DO NOT ENTER "GROUPON"

Check Instructions:

Type: Soft

Skip Instructions: Suppress: IF UPPERCASE entry in APBSTORE contains ".COM"
then goto MORE
ELSE goto APBPURCH

All others, go back to APBSTORE

APBPURCH

Field

BTABLEB.BROW.APBPURCH

Description: Purchased Online or in person

Form Pane Label: Online

SAS Name: APBPURCH

Tag Name: APBPURCH

Inherited Universe:

Universe: APBSTORE = RESPONSE AND

(UPPERCASE entry in APBSTORE does not contain ".COM")

Universe Description:

Question Text: Was this item paid for -

Type: Enumerated

Length: 1

Answer List: Tonline

Value:	Mnemonic:	Description:
1	Online	Online?
2	InPerson	In person?
3	MailTel	By mail or telephone order?
4	Other	Other

- Don't Know
- Refuse
- Empty

- On Input
- On Output

Array:

Special Instructions: Answer list descriptions for options 1-3 should be bold black

Skip Instructions: 1,3,4,DK,RF: Goto MORE

2: Goto APBLOC

Instrument SAS Name: APBPURCH

Destination Data Set: EAPB

APBLOC

Field

BTABLEB.BROW.APBLOC

Description: Purchase location - City

Form Pane Label: Location - City

SAS Name: APBLOC

Tag Name: APBLOC

Inherited Universe:

Universe: APBPURCH = 2

Universe Description:

Question Text: In what city is ^APBSTORE_fill located?

Fills: APBSTORE_fill

Instructions: Fill entry in APBSTORE

Type: String

Length: 45

Don't Know
 Refuse
 Empty

On Input
 On Output

Array:

Skip Instructions: Goto APBLOCST

Instrument SAS Name: APBLOC

Destination Data Set: EAPB

Field

APBLOCST
BTABLEB.BROW.APBLOCST

Description: Purchase location - State

Form Pane Label: State

SAS Name: APBLOCST

Tag Name: APBLOCST

Inherited Universe:

Universe: APBPURCH = 2

Universe Description:

Help Screen: H_DESTCODE

Question Text: ? [F1]

In what state is ^APBSTORE_fill located?

Enter the two character state abbreviation

Fills: APBSTORE_fill

Instructions: Fill entry in APBSTORE

Type: String

Length: 2

- Don't Know
- Refuse
- Empty

- On Input
- On Output

Array:

Special Instructions: Use answer type TState - STRING[2], display width 4

Skip Instructions: IF entry is not a valid state abbreviation then
goto CK_APBLOCST

ELSE goto MORE

Instrument SAS Name: APBLOCST

Destination Data Set: EAPB

Check

CK_APBLOCST
BTABLEB.BROW.CK_APBLOCST

Description: Not a valid state abbreviation

Inherited Universe:

Universe: (Entry in APBLOCST is not a valid state abbreviation) AND APBLOCST <> DK AND APBLOCST <> RF

Universe Description: State abbreviation entered is not valid

Text: * [Not a valid state abbreviation](#)

Check Instructions:

Type: Hard

Skip Instructions: Go back to APBLOCST

MORE

Field

BTABLEB.BROW.MORE

Description: Purchase or rent any other

Form Pane Label: Any more

SAS Name:

Tag Name: S6BOTHER

Inherited Universe:

Universe: ITEM = 1-37

Universe Description: All, except ITEM = 95, 99 or 888

Question Text: Did you purchase^S6B_ORRENT any other ^Fills6B_DESC?

<u>Description</u>	<u>Type</u>	<u>Month</u>	<u>Amount</u>
(MINTYPE)	(Purchased/ Rented)	(MIN_MO)	(MINPURX/ MINRENTX)

Fills: S6B_ORRENT

Instructions: If ITEM = 1-3, 5-9, 12-32, or 34-37 then fill " or rent"
Else leave blank

Fills: Fills6B_DESC

Instructions: If ITEM = 1, fill "small electrical kitchen appliances".
If ITEM = 2, fill "electric personal appliances".
If ITEM = 3, fill "electric floor cleaning equipment".
If ITEM = 4, fill "household appliances".
If ITEM = 5, fill "sewing machines".
If ITEM = 6, fill "GPS devices, calculators, or fax machines".
If ITEM = 7, fill "digital book readers or tablets"
If ITEM = 8, fill "computers, computer systems or related hardware".
If ITEM = 9, fill "computer software including computer games^FOR_NON_BUS".
If ITEM = 10, fill "computer accessories"
If ITEM = 11, fill "portable memory, such as flash drives, memory card, and recordable discs and tapes"
If ITEM = 12, fill "video game hardware or accessories"
If ITEM = 13, fill "telephones or accessories".
If ITEM = 14, fill "photographic equipment".
If ITEM = 15, fill "musical instruments, supplies, or accessories".
If ITEM = 16, fill "lawn mowing machinery or other yard equipment".
If ITEM = 17, fill "power tools".

- If ITEM = 18, fill "non-power tools".
- If ITEM = 19, fill "window air conditioners".
- If ITEM = 20, fill "portable cooling or heating equipment".
- If ITEM = 21, fill "televisions, all types including those installed in vehicles"
- If ITEM = 22, fill "DVD Players, VCRs, DVRs, or video cameras "
- If ITEM = 23, fill "satellite dishes, receivers, or accessories "
- If ITEM = 24, fill "handheld personal music players"
- If ITEM = 25, fill "stereos, radios, speakers, and sound components including those installed in vehicles"
- If ITEM = 26, fill "sound or video equipment, including accessories"
- If ITEM = 27, fill "general sports equipment"
- If ITEM = 28, fill "health and exercise equipment"
- If ITEM = 29, fill "camping equipment"
- If ITEM = 30, fill "hunting and fishing equipment, including all guns"
- If ITEM = 31, fill "winter sports equipment"
- If ITEM = 32, fill "water sports equipment"
- If ITEM = 33, fill "outboard motors"
- If ITEM = 34, fill "bicycles or bicycle equipment"
- If ITEM = 35, fill "tricycles or battery powered riders"
- If ITEM = 36, fill "playground equipment"
- If ITEM = 37, fill "sport or recreation equipment"

Fills: FOR_NON_BUS

Instructions: If BCeintro.BUSCREEN = 2 then leave blank
 Else fill ", for non-business use"

Type: Enumerated

Length: 1

Answer List: TYesNo

Value:	Mnemonic:	Description:
1	Yes	Yes
2	No	No

- Don't Know
- Refuse
- Empty

- On Input
- On Output

Store Instructions: 1. Set APB_ORIG and APB_STAT:
 IF MORE = 1, 2, DK or RF then
 IF ERR_DUP is invoked and ITEM = 888 then
 set APB_ORIG = 3
 ELSE set APB_ORIG = 1

IF MONTH = the current month then
set APB_STAT = 2
ELSE set APB_STAT = 1

2. IF MORE = 1, 2, DK or RF then Set Item2Shadow = ITEM

Array:

Special Instructions: If entry of 1 and row number ne 34, prefill ITEM, PREFILL and DESCRIPTION fields for the next row with the same information as the current row.

Skip Instructions: 1: IF Row number = 34 then goto ERR_MAX
ELSE goto ITEM, next line on the grid

2,DK,RF: IF row number = 34 then Exit block and
goto S6B_END
ELSE goto ITEM, next line on the grid

Instrument SAS Name: S6BOTHER

Destination Data Set: EAPB

Check

ERR_MAX
BTABLEB.BROW.ERR_MAX

Description: Max number of Rows Reached

Inherited Universe:

Universe: MORE = 1 AND (ROW number = 34)

Universe Description: Yes there are more expenses, but there are no more empty rows in the grid

Text: ♦ [No more rows can be added](#)

Check Instructions:

Type: Hard

Skip Instructions: go back to MORE

CAMOUNT

Field

BTABLEB.BROW.CAMOUNT

Description: Total cost

Form Pane Label:

SAS Name: MINPURX

Tag Name:

Inherited Universe:

Universe:

Universe Description:

Question Text:

Type: Integer

Length: 7

Min: 1

Max: 999999

Don't Know

Refuse

Empty

On Input

On Output

Array:

Special Instructions: NOTE: See AMOUNT for how to set this field

Tag name is being used to represent the instrument SAS name.

Instrument SAS Name: MINPURX

Destination Data Set: EAPB

Field

RAMOUNT
BTABLEB.BROW.RAMOUNT

Description: Total rental expense

Form Pane Label:

SAS Name: MINRENTX

Tag Name:

Inherited Universe:

Universe:

Universe Description:

Question Text:

Type: Integer

Length: 7

Min: 1

Max: 999999

Don't Know

Refuse

Empty

On Input

On Output

Array:

Special Instructions: NOTE: See AMOUNT for how to set this field

Tag name is being used to represent the instrument SAS name.

Instrument SAS Name: MINRENTX

Destination Data Set: EAPB

ITEMCODEOUT

Field

BTABLEB.BROW.ITEMCODEOUT

Description: 3 digit household appliance code

Form Pane Label:

SAS Name: MINAPPLY

Tag Name:

Inherited Universe:

Universe:

Universe Description:

Question Text:

Type: Integer

Length: 3

Min: 100

Max: 999

- Don't Know
- Refuse
- Empty

- On Input
- On Output

Array:

Special Instructions: NOTE: See ITEM for how to set this field

Valid Values: 230,240,260,270,280,
300,310,320,330,340,350,365,390,395
425,440,460,470,480,490
500,510,520,530,540,550,560,570
620,640,645,655,650,660,670
700,750

Instrument SAS Name: MINAPPLY

Destination Data Set: EAPB

Field

MNAPPL1
BTABLEB.BROW.MNAPPL1

Description: Combined Expense - Code

Form Pane Label:

SAS Name: MNAPPL1

Tag Name:

Inherited Universe:

Universe:

Universe Description:

Question Text:

Type: String

Length: 3

Don't Know

Refuse

Empty

On Input

On Output

Array:

Special Instructions: NOTE: See COMBCODE for how to set this field

Valid Values: 230,240,250,260,270,280,
300,310,320,330,340,350,365,390,395
425,440,460,470,480,490
500,510,520,530,540,550,560,570
620,640,645,655,650,660,670
700,750,900

Instrument SAS Name: MNAPPL1

Destination Data Set: EAPB

MNAPPL2

Field

BTABLEB.BROW.MNAPPL2

Description: See MNAPPL1

Form Pane Label:

SAS Name: MNAPPL2

Tag Name:

Inherited Universe:

Universe:

Universe Description:

Question Text:

Type: String

Length: 3

Don't Know

Refuse

Empty

On Input

On Output

Array:

Special Instructions: NOTE: See COMBCODE for how to set this field

Valid Values: 230,240,250,260,270,280,
300,310,320,330,340,350,365,390,395
425,440,460,470,480,490
500,510,520,530,540,550,560,570
620,640,645,655,650,660,670
700,750,900

Instrument SAS Name: MNAPPL2

Destination Data Set: EAPB

Field

MNAPPL3
BTABLEB.BROW.MNAPPL3

Description: See MNAPPL1

Form Pane Label:

SAS Name: MNAPPL3

Tag Name:

Inherited Universe:

Universe:

Universe Description:

Question Text:

Type: String

Length: 3

Don't Know

Refuse

Empty

On Input

On Output

Array:

Special Instructions: See MNAPPL1

Skip Instructions: NOTE: See COMBCODE for how to set this field

Valid Values: 230,240,250,260,270,280,
300,310,320,330,340,350,365,390,395
425,440,460,470,480,490
500,510,520,530,540,550,560,570
620,640,645,655,650,660,670
700,750,900

Instrument SAS Name: MNAPPL3

Destination Data Set: EAPB

MNAPPL4

Field

BTABLEB.BROW.MNAPPL4

Description: See MNAPPL1

Form Pane Label:

SAS Name: MNAPPL4

Tag Name:

Inherited Universe:

Universe:

Universe Description:

Question Text:

Type: String

Length: 3

Don't Know

Refuse

Empty

On Input

On Output

Array:

Special Instructions: See MNAPPL1

Skip Instructions: NOTE: See COMBCODE for how to set this field

Valid Values: 230,240,250,260,270,280,
300,310,320,330,340,350,365,390,395
425,440,460,470,480,490
500,510,520,530,540,550,560,570
620,640,645,655,650,660,670
700,750,900

Instrument SAS Name: MNAPPL4

Destination Data Set: EAPB

Field

MNAPPL5
BTABLEB.BROW.MNAPPL5

Description: See MNAPPL1

Form Pane Label:

SAS Name: MNAPPL5

Tag Name:

Inherited Universe:

Universe:

Universe Description:

Question Text:

Type: String

Length: 3

- Don't Know
- Refuse
- Empty

- On Input
- On Output

Array:

Special Instructions: See MNAPPL1

Skip Instructions: NOTE: See COMBCODE for how to set this field

Valid Values: 230,240,250,260,270,280,
300,310,320,330,340,350,365,390,395
425,440,460,470,480,490
500,510,520,530,540,550,560,570
620,640,645,655,650,660,670
700,750,900

Instrument SAS Name: MNAPPL5

Destination Data Set: EAPB

MNAPPL6

Field

BTABLEB.BROW.MNAPPL6

Description: See MNAPPL1

Form Pane Label:

SAS Name: MNAPPL6

Tag Name:

Inherited Universe:

Universe:

Universe Description:

Question Text:

Type: String

Length: 3

Don't Know

Refuse

Empty

On Input

On Output

Array:

Special Instructions: See MNAPPL1

Skip Instructions: NOTE: See COMBCODE for how to set this field

Valid Values: 230,240,250,260,270,280,
300,310,320,330,340,350,365,390,395
425,440,460,470,480,490
500,510,520,530,540,550,560,570
620,640,645,655,650,660,670
700,750,900

Instrument SAS Name: MNAPPL6

Destination Data Set: EAPB

Field

MNAPPL7
BTABLEB.BROW.MNAPPL7

Description: See MNAPPL1

Form Pane Label:

SAS Name: MNAPPL7

Tag Name:

Inherited Universe:

Universe:

Universe Description:

Question Text:

Type: String

Length: 3

Don't Know

Refuse

Empty

On Input

On Output

Array:

Special Instructions: NOTE: See COMBCODE for how to set this field

Valid Values: 230,240,250,260,270,280,
300,310,320,330,340,350,365,390,395
425,440,460,470,480,490
500,510,520,530,540,550,560,570
620,640,645,655,650,660,670
700,750,900

Instrument SAS Name: MNAPPL7

Destination Data Set: EAPB

MNAPPL8

Field

BTABLEB.BROW.MNAPPL8

Description: See MNAPPL1

Form Pane Label:

SAS Name: MNAPPL8

Tag Name:

Inherited Universe:

Universe:

Universe Description:

Question Text:

Type: String

Length: 3

- Don't Know
- Refuse
- Empty

- On Input
- On Output

Array:

Special Instructions: NOTE: See COMBCODE for how to set this field

Valid Values: 230,240,250,260,270,280,
300,310,320,330,340,350,365,390,395
425,440,460,470,480,490
500,510,520,530,540,550,560,570
620,640,645,655,650,660,670
700,750,900

Instrument SAS Name: MNAPPL8

Destination Data Set: EAPB

Field

MNAPPL9
BTABLEB.BROW.MNAPPL9

Description: See MNAPPL1

Form Pane Label:

SAS Name: MNAPPL9

Tag Name:

Inherited Universe:

Universe:

Universe Description:

Question Text:

Type: String

Length: 3

- Don't Know
- Refuse
- Empty

- On Input
- On Output

Array:

Special Instructions: NOTE: See COMBCODE for how to set this field

Valid Values: 230,240,250,260,270,280,
300,310,320,330,340,350,365,390,395
425,440,460,470,480,490
500,510,520,530,540,550,560,570
620,640,645,655,650,660,670
700,750,900

Instrument SAS Name: MNAPPL9

Destination Data Set: EAPB

MNAPPL10

Field

BTABLEB.BROW.MNAPPL10

Description: See MNAPPL1

Form Pane Label:

SAS Name:

Tag Name:

Inherited Universe:

Universe:

Universe Description:

Question Text:

Type: String

Length: 3

Don't Know

Refuse

Empty

On Input

On Output

Array:

Special Instructions: NOTE: See COMBCODE for how to set this field

Valid Values: 230,240,250,260,270,280,
300,310,320,330,340,350,365,390,395
425,440,460,470,480,490
500,510,520,530,540,550,560,570
620,640,645,655,650,660,670
700,750,900

Instrument SAS Name: MNAPPL10

Destination Data Set: EAPB

Field

MNAPPL11
BTABLEB.BROW.MNAPPL11

Description: See MNAPPL1

Form Pane Label:

SAS Name:

Tag Name:

Inherited Universe:

Universe:

Universe Description:

Question Text:

Type: String

Length: 3

Don't Know

Refuse

Empty

On Input

On Output

Array:

Special Instructions: NOTE: See COMBCODE for how to set this field

Valid Values: 230,240,250,260,270,280,
300,310,320,330,340,350,365,390,395
425,440,460,470,480,490
500,510,520,530,540,550,560,570
620,640,645,655,650,660,670
700,750,900

Instrument SAS Name: MNAPPL11

Destination Data Set: EAPB

MNAPPL12

Field

BTABLEB.BROW.MNAPPL12

Description: See MNAPPL1

Form Pane Label:

SAS Name:

Tag Name:

Inherited Universe:

Universe:

Universe Description:

Question Text:

Type: String

Length: 3

Don't Know

Refuse

Empty

On Input

On Output

Array:

Special Instructions: NOTE: See COMBCODE for how to set this field

Valid Values: 230,240,250,260,270,280,
300,310,320,330,340,350,365,390,395
425,440,460,470,480,490
500,510,520,530,540,550,560,570
620,640,645,655,650,660,670
700,750,900

Instrument SAS Name: MNAPPL12

Destination Data Set: EAPB

Field

MNAPPL13
BTABLEB.BROW.MNAPPL13

Description: See MNAPPL1

Form Pane Label:

SAS Name:

Tag Name:

Inherited Universe:

Universe:

Universe Description:

Question Text:

Type: String

Length: 3

Don't Know

Refuse

Empty

On Input

On Output

Array:

Special Instructions: NOTE: See COMBCODE for how to set this field

Valid Values: 230,240,250,260,270,280,
300,310,320,330,340,350,365,390,395
425,440,460,470,480,490
500,510,520,530,540,550,560,570
620,640,645,655,650,660,670
700,750,900

Instrument SAS Name: MNAPPL13

Destination Data Set: EAPB

MNAPPL14

Field

BTABLEB.BROW.MNAPPL14

Description: See MNAPPL1

Form Pane Label:

SAS Name:

Tag Name:

Inherited Universe:

Universe:

Universe Description:

Question Text:

Type: String

Length: 3

- Don't Know
- Refuse
- Empty

- On Input
- On Output

Array:

Special Instructions: NOTE: See COMBCODE for how to set this field

Valid Values: 230,240,250,260,270,280,
300,310,320,330,340,350,365,390,395
425,440,460,470,480,490
500,510,520,530,540,550,560,570
620,640,645,655,650,660,670
700,750,900

Instrument SAS Name: MNAPPL14

Destination Data Set: EAPB

Field

MNAPPL15
BTABLEB.BROW.MNAPPL15

Description: See MNAPPL1

Form Pane Label:

SAS Name:

Tag Name:

Inherited Universe:

Universe:

Universe Description:

Question Text:

Type: String

Length: 3

- Don't Know
- Refuse
- Empty

- On Input
- On Output

Array:

Special Instructions: NOTE: See COMBCODE for how to set this field

Valid Values: 230,240,250,260,270,280,
300,310,320,330,340,350,365,390,395
425,440,460,470,480,490
500,510,520,530,540,550,560,570
620,640,645,655,650,660,670
700,750,900

Instrument SAS Name: MNAPPL15

Destination Data Set: EAPB

MNAPPL16

Field

BTABLEB.BROW.MNAPPL16

Description: See MNAPPL1

Form Pane Label:

SAS Name:

Tag Name:

Inherited Universe:

Universe:

Universe Description:

Question Text:

Type: String

Length: 3

Don't Know

Refuse

Empty

On Input

On Output

Array:

Special Instructions: NOTE: See COMBCODE for how to set this field

Valid Values: 230,240,250,260,270,280,
300,310,320,330,340,350,365,390,395
425,440,460,470,480,490
500,510,520,530,540,550,560,570
620,640,645,655,650,660,670
700,750,900

Instrument SAS Name: MNAPPL16

Destination Data Set: EAPB

Field

MNAPPL17
BTABLEB.BROW.MNAPPL17

Description: See MNAPPL1

Form Pane Label:

SAS Name:

Tag Name:

Inherited Universe:

Universe:

Universe Description:

Question Text:

Type: String

Length: 3

- Don't Know
- Refuse
- Empty

- On Input
- On Output

Array:

Special Instructions: NOTE: See COMBCODE for how to set this field

Valid Values: 230,240,250,260,270,280,
300,310,320,330,340,350,365,390,395
425,440,460,470,480,490
500,510,520,530,540,550,560,570
620,640,645,655,650,660,670
700,750,900

Instrument SAS Name: MNAPPL17

Destination Data Set: EAPB

MNAPPL18

Field

BTABLEB.BROW.MNAPPL18

Description: See MNAPPL1

Form Pane Label:

SAS Name:

Tag Name:

Inherited Universe:

Universe:

Universe Description:

Question Text:

Type: String

Length: 3

Don't Know

Refuse

Empty

On Input

On Output

Array:

Special Instructions: NOTE: See COMBCODE for how to set this field

Valid Values: 230,240,250,260,270,280,
300,310,320,330,340,350,365,390,395
425,440,460,470,480,490
500,510,520,530,540,550,560,570
620,640,645,655,650,660,670
700,750,900

Instrument SAS Name: MNAPPL18

Destination Data Set: EAPB

Field

MNAPPL19
BTABLEB.BROW.MNAPPL19

Description: See MNAPPL1

Form Pane Label:

SAS Name:

Tag Name:

Inherited Universe:

Universe:

Universe Description:

Question Text:

Type: String

Length: 3

Don't Know

Refuse

Empty

On Input

On Output

Array:

Special Instructions: NOTE: See COMBCODE for how to set this field

Valid Values: 230,240,250,260,270,280,
300,310,320,330,340,350,365,390,395
425,440,460,470,480,490
500,510,520,530,540,550,560,570
620,640,645,655,650,660,670
700,750,900

Instrument SAS Name: MNAPPL19

Destination Data Set: EAPB

MNAPPL20

Field

BTABLEB.BROW.MNAPPL20

Description: See MNAPPL1

Form Pane Label:

SAS Name:

Tag Name:

Inherited Universe:

Universe:

Universe Description:

Question Text:

Type: String

Length: 3

- Don't Know
- Refuse
- Empty

- On Input
- On Output

Array:

Special Instructions: NOTE: See COMBCODE for how to set this field

Valid Values: 230,240,250,260,270,280,
300,310,320,330,340,350,365,390,395
425,440,460,470,480,490
500,510,520,530,540,550,560,570
620,640,645,655,650,660,670
700,750,900

Instrument SAS Name: MNAPPL20

Destination Data Set: EAPB

Field

MNAPPL21
BTABLEB.BROW.MNAPPL21

Description: See MNAPPL1

Form Pane Label:

SAS Name:

Tag Name:

Inherited Universe:

Universe:

Universe Description:

Question Text:

Type: String

Length: 3

Don't Know

Refuse

Empty

On Input

On Output

Array:

Special Instructions: NOTE: See COMBCODE for how to set this field

Valid Values: 230,240,250,260,270,280,
300,310,320,330,340,350,365,390,395
425,440,460,470,480,490
500,510,520,530,540,550,560,570
620,640,645,655,650,660,670
700,750,900

Instrument SAS Name: MNAPPL21

Destination Data Set: EAPB

MNAPPL22

Field

BTABLEB.BROW.MNAPPL22

Description: See MNAPPL1

Form Pane Label:

SAS Name:

Tag Name:

Inherited Universe:

Universe:

Universe Description:

Question Text:

Type: String

Length: 3

- Don't Know
- Refuse
- Empty

- On Input
- On Output

Array:

Special Instructions: NOTE: See COMBCODE for how to set this field

Valid Values: 230,240,250,260,270,280,
300,310,320,330,340,350,365,390,395
425,440,460,470,480,490
500,510,520,530,540,550,560,570
620,640,645,655,650,660,670
700,750,900

Instrument SAS Name: MNAPPL22

Destination Data Set: EAPB

Field

MNAPPL23
BTABLEB.BROW.MNAPPL23

Description: See MNAPPL1

Form Pane Label:

SAS Name:

Tag Name:

Inherited Universe:

Universe:

Universe Description:

Question Text:

Type: String

Length: 3

Don't Know

Refuse

Empty

On Input

On Output

Array:

Special Instructions: NOTE: See COMBCODE for how to set this field

Valid Values: 230,240,250,260,270,280,
300,310,320,330,340,350,365,390,395
425,440,460,470,480,490
500,510,520,530,540,550,560,570
620,640,645,655,650,660,670
700,750,900

Instrument SAS Name: MNAPPL23

Destination Data Set: EAPB

MNAPPL24

Field

BTABLEB.BROW.MNAPPL24

Description: See MNAPPL1

Form Pane Label:

SAS Name:

Tag Name:

Inherited Universe:

Universe:

Universe Description:

Question Text:

Type: String

Length: 3

Don't Know

Refuse

Empty

On Input

On Output

Array:

Special Instructions: NOTE: See COMBCODE for how to set this field

Valid Values: 230,240,250,260,270,280,
300,310,320,330,340,350,365,390,395
425,440,460,470,480,490
500,510,520,530,540,550,560,570
620,640,645,655,650,660,670
700,750,900

Instrument SAS Name: MNAPPL24

Destination Data Set: EAPB

Field

MNAPPL25
BTABLEB.BROW.MNAPPL25

Description: See MNAPPL1

Form Pane Label:

SAS Name:

Tag Name:

Inherited Universe:

Universe:

Universe Description:

Question Text:

Type: String

Length: 3

- Don't Know
- Refuse
- Empty

- On Input
- On Output

Array:

Special Instructions: NOTE: See COMBCODE for how to set this field

Valid Values: 230,240,250,260,270,280,
300,310,320,330,340,350,365,390,395
425,440,460,470,480,490
500,510,520,530,540,550,560,570
620,640,645,655,650,660,670
700,750,900

Instrument SAS Name: MNAPPL25

Destination Data Set: EAPB

MNAPPL26

Field

BTABLEB.BROW.MNAPPL26

Description: See MNAPPL1

Form Pane Label:

SAS Name:

Tag Name:

Inherited Universe:

Universe:

Universe Description:

Question Text:

Type: String

Length: 3

Don't Know

Refuse

Empty

On Input

On Output

Array:

Special Instructions: NOTE: See COMBCODE for how to set this field

Valid Values: 230,240,250,260,270,280,
300,310,320,330,340,350,365,390,395
425,440,460,470,480,490
500,510,520,530,540,550,560,570
620,640,645,655,650,660,670
700,750,900

Instrument SAS Name: MNAPPL26

Destination Data Set: EAPB

Field

MNAPPL27
BTABLEB.BROW.MNAPPL27

Description: See MNAPPL1

Form Pane Label:

SAS Name:

Tag Name:

Inherited Universe:

Universe:

Universe Description:

Question Text:

Type: String

Length: 3

Don't Know

Refuse

Empty

On Input

On Output

Array:

Special Instructions: NOTE: See COMBCODE for how to set this field

Valid Values: 230,240,250,260,270,280,
300,310,320,330,340,350,365,390,395
425,440,460,470,480,490
500,510,520,530,540,550,560,570
620,640,645,655,650,660,670
700,750,900

Instrument SAS Name: MNAPPL27

Destination Data Set: EAPB

MNAPPL28

Field

BTABLEB.BROW.MNAPPL28

Description: See MNAPPL1

Form Pane Label:

SAS Name:

Tag Name:

Inherited Universe:

Universe:

Universe Description:

Question Text:

Type: String

Length: 3

Don't Know

Refuse

Empty

On Input

On Output

Array:

Special Instructions: NOTE: See COMBCODE for how to set this field

Valid Values: 230,240,250,260,270,280,
300,310,320,330,340,350,365,390,395
425,440,460,470,480,490
500,510,520,530,540,550,560,570
620,640,645,655,650,660,670
700,750,900

Instrument SAS Name: MNAPPL28

Destination Data Set: EAPB

Field

MNAPPL29
BTABLEB.BROW.MNAPPL29

Description: See MNAPPL1

Form Pane Label:

SAS Name:

Tag Name:

Inherited Universe:

Universe:

Universe Description:

Question Text:

Type: String

Length: 3

- Don't Know
- Refuse
- Empty

- On Input
- On Output

Array:

Special Instructions: NOTE: See COMBCODE for how to set this field

Valid Values: 230,240,250,260,270,280,
300,310,320,330,340,350,365,390,395
425,440,460,470,480,490
500,510,520,530,540,550,560,570
620,640,645,655,650,660,670
700,750,900

Instrument SAS Name: MNAPPL29

Destination Data Set: EAPB

MNAPPL30

Field

BTABLEB.BROW.MNAPPL30

Description: See MNAPPL1

Form Pane Label:

SAS Name:

Tag Name:

Inherited Universe:

Universe:

Universe Description:

Question Text:

Type: String

Length: 3

Don't Know

Refuse

Empty

On Input

On Output

Array:

Skip Instructions: NOTE: See COMBCODE for how to set this field

Valid Values: 230,240,250,260,270,280,
300,310,320,330,340,350,365,390,395
425,440,460,470,480,490
500,510,520,530,540,550,560,570
620,640,645,655,650,660,670
700,750,900

Instrument SAS Name: MNAPPL30

Destination Data Set: EAPB

Field

MNAPPL31
BTABLEB.BROW.MNAPPL31

Description: See MNAPPL1

Form Pane Label:

SAS Name:

Tag Name:

Inherited Universe:

Universe:

Universe Description:

Question Text:

Type: String

Length: 3

- Don't Know
- Refuse
- Empty

- On Input
- On Output

Array:

Special Instructions: NOTE: See COMBCODE for how to set this field

Valid Values: 230,240,250,260,270,280,
300,310,320,330,340,350,365,390,395
425,440,460,470,480,490
500,510,520,530,540,550,560,570
620,640,645,655,650,660,670
700,750,900

Instrument SAS Name: MNAPPL31

Destination Data Set: EAPB

MNAPPL32

Field

BTABLEB.BROW.MNAPPL32

Description: See MNAPPL1

Form Pane Label:

SAS Name:

Tag Name:

Inherited Universe:

Universe:

Universe Description:

Question Text:

Type: String

Length: 3

Don't Know

Refuse

Empty

On Input

On Output

Array:

Special Instructions: NOTE: See COMBCODE for how to set this field

Valid Values: 230,240,250,260,270,280,
300,310,320,330,340,350,365,390,395
425,440,460,470,480,490
500,510,520,530,540,550,560,570
620,640,645,655,650,660,670
700,750,900

Instrument SAS Name: MNAPPL32

Destination Data Set: EAPB

Field

MNAPPL33
BTABLEB.BROW.MNAPPL33

Description: See MNAPPL1

Form Pane Label:

SAS Name:

Tag Name:

Inherited Universe:

Universe:

Universe Description:

Question Text:

Type: String

Length: 3

Don't Know

Refuse

Empty

On Input

On Output

Array:

Special Instructions: NOTE: See COMBCODE for how to set this field

Valid Values: 230,240,250,260,270,280,
300,310,320,330,340,350,365,390,395
425,440,460,470,480,490
500,510,520,530,540,550,560,570
620,640,645,655,650,660,670
700,750,900

Instrument SAS Name: MNAPPL33

Destination Data Set: EAPB

MNAPPL34

Field

BTABLEB.BROW.MNAPPL34

Description: See MNAPPL1

Form Pane Label:

SAS Name:

Tag Name:

Inherited Universe:

Universe:

Universe Description:

Question Text:

Type: String

Length: 3

Don't Know

Refuse

Empty

On Input

On Output

Array:

Special Instructions: NOTE: See COMBCODE for how to set this field

Valid Values: 230,240,250,260,270,280,
300,310,320,330,340,350,365,390,395
425,440,460,470,480,490
500,510,520,530,540,550,560,570
620,640,645,655,650,660,670
700,750,900

Instrument SAS Name: MNAPPL34

Destination Data Set: EAPB

Field

MNAPPL35
BTABLEB.BROW.MNAPPL35

Description: See MNAPPL1

Form Pane Label:

SAS Name:

Tag Name:

Inherited Universe:

Universe:

Universe Description:

Question Text:

Type: String

Length: 3

Don't Know

Refuse

Empty

On Input

On Output

Array:

Special Instructions: NOTE: See COMBCODE for how to set this field

Valid Values: 230,240,250,260,270,280,
300,310,320,330,340,350,365,390,395
425,440,460,470,480,490
500,510,520,530,540,550,560,570
620,640,645,655,650,660,670
700,750,900

Instrument SAS Name: MNAPPL35

Destination Data Set: EAPB

MNAPPL36

Field

BTABLEB.BROW.MNAPPL36

Description: See MNAPPL1

Form Pane Label:

SAS Name:

Tag Name:

Inherited Universe:

Universe:

Universe Description:

Question Text:

Type: String

Length: 3

- Don't Know
- Refuse
- Empty

- On Input
- On Output

Array:

Special Instructions: NOTE: See COMBCODE for how to set this field

Valid Values: 230,240,250,260,270,280,
300,310,320,330,340,350,365,390,395
425,440,460,470,480,490
500,510,520,530,540,550,560,570
620,640,645,655,650,660,670
700,750,900

Instrument SAS Name: MNAPPL36

Destination Data Set: EAPB

Field

MNAPPL37
BTABLEB.BROW.MNAPPL37

Description: See MNAPPL1

Form Pane Label:

SAS Name:

Tag Name:

Inherited Universe:

Universe:

Universe Description:

Question Text:

Type: String

Length: 3

Don't Know

Refuse

Empty

On Input

On Output

Array:

Special Instructions: NOTE: See COMBCODE for how to set this field

Valid Values: 230,240,250,260,270,280,
300,310,320,330,340,350,365,390,395
425,440,460,470,480,490
500,510,520,530,540,550,560,570
620,640,645,655,650,660,670
700,750,900

Instrument SAS Name: MNAPPL37

Destination Data Set: EAPB

MNAPPL38

Field

BTABLEB.BROW.MNAPPL38

Description: See MNAPPL1

Form Pane Label:

SAS Name:

Tag Name:

Inherited Universe:

Universe:

Universe Description:

Question Text:

Type: String

Length: 3

Don't Know

Refuse

Empty

On Input

On Output

Array:

Special Instructions: NOTE: See COMBCODE for how to set this field

Valid Values: 230,240,250,260,270,280,
300,310,320,330,340,350,365,390,395
425,440,460,470,480,490
500,510,520,530,540,550,560,570
620,640,645,655,650,660,670
700,750,900

Instrument SAS Name: MNAPPL38

Destination Data Set: EAPB

Field

MINPURX_
BTABLEB.BROW.MINPURX_

Description: Range edit flag for MINPURX

Form Pane Label:

SAS Name: MINPURX_

Tag Name:

Inherited Universe:

Universe:

Universe Description:

Question Text:

Type: String

Length: 2

- Don't Know
- Refuse
- Empty

- On Input
- On Output

Array:

Special Instructions: NOTE: See ERR1_AMOUNT for how to set this field

Valid Values: A1 = Range edit failed
(ERR1 check was suppressed)

Blank = Range edit passed

Instrument SAS Name: MINPURX_

Destination Data Set: EAPB

MINR_NTX

Field

BTABLEB.BROW.MINR_NTX

Description: Range edit flag for MINRENTX

Form Pane Label:

SAS Name: MINR_NTX

Tag Name:

Inherited Universe:

Universe:

Universe Description:

Question Text:

Type: String

Length: 2

- Don't Know
- Refuse
- Empty

- On Input
- On Output

Array:

Special Instructions: NOTE: See ERR1_AMOUNT for how to set this field

Valid Values: A1 = Range edit failed
(ERR1 check was suppressed)
Blank = Range edit passed

Instrument SAS Name: MINR_NTX

Destination Data Set: EAPB

Field

INST_LEX
BTABLEB.BROW.INST_LEX

Description: Range Edit Flag for INSTLLEX

Form Pane Label:

SAS Name: INST_LEX

Tag Name:

Inherited Universe:

Universe:

Universe Description:

Question Text:

Type: String

Length: 2

- Don't Know
- Refuse
- Empty

- On Input
- On Output

Array:

Special Instructions: NOTE: See ERR1_INSTLLEX for how to set this field

Valid Values: A1 = Range edit failed
(ERR1 check was suppressed)
Blank = Range edit passed

Instrument SAS Name: INST_LEX

Destination Data Set: EAPB

APB_STAT

Field

BTABLEB.BROW.APB_STAT

Description: Record status

Form Pane Label:

SAS Name: REC_STAT

Tag Name:

Inherited Universe:

Universe:

Universe Description:

Question Text:

Type: String

Length: 1

- Don't Know
- Refuse
- Empty

- On Input
- On Output

Array:

Special Instructions: NOTE: See MORE for how to set this field

Valid Values: 1 = Active record
2 = Current month record
3 = Inactive record

Instrument SAS Name: APB_STAT

Destination Data Set: EAPB

Field

APB_ORIG
BTABLEB.BROW.APB_ORIG

Description: Record origin

Form Pane Label:

SAS Name: REC_ORIG

Tag Name:

Inherited Universe:

Universe:

Universe Description:

Question Text:

Type: String

Length: 1

Don't Know

Refuse

Empty

On Input

On Output

Array:

Special Instructions: NOTE: See MORE for how to set this field

Valid Values: 1 = Data from current interview

2 = Data reported in previous quarter

3 = Duplicate record

Instrument SAS Name: APB_ORIG

Destination Data Set: EAPB

S6B_END

S6B_END

Field

Description: End of Section B

Form Pane Label:

SAS Name:

Tag Name:

Inherited Universe:

Universe:

Universe Description: All

Question Text:

Type: Classification

Length: 0

- Don't Know
- Refuse
- Empty

- On Input
- On Output

Store Instructions: Set section 6B end flag
IF (ANY BtableB.Brow.ITEM = 99) OR (the table is full)
then set S6B_END = 'Yes'

Array:

Skip Instructions: Goto S6_Sectcomp

Field

LP6A_Flag
LP6A_Flag

Description: Section 6A Extended Recall Flag

Form Pane Label:

SAS Name:

Tag Name:

Inherited Universe:

Universe: S6A_END = Yes

Universe Description:

Question Text:

Type: Enumerated

Length: 1

Answer List: TYesNo

Value:	Mnemonic:	Description:
1	Yes	Yes
2	No	No

- Don't Know
- Refuse
- Empty

- On Input
- On Output

Store Instructions: FOR I: = 1 - 8
LP6A_Flag[I] = No
ENDDO

```
FOR I:= 1 TO 7 DO
  IF Sect06.TableA.Row[I].Item = 1 THEN
    LP6A_Flag[1] := Yes
  ELSEIF Sect06.TableA.Row[I].Item = 2 THEN
    LP6A_Flag[2] := Yes
  ELSEIF Sect06.TableA.Row[I].Item = 4 THEN
    LP6A_Flag[4] := Yes
  ELSEIF Sect06.TableA.Row[I].Item = 8 THEN
    LP6A_Flag[8] := Yes
```

END
END DO

Array:

Number of Elements: 8

Instrument SAS Name: LP6A_Flag

Field

LP6B_Flag
LP6B_Flag

Description: Section 6B Extended Recall Flag

Form Pane Label:

SAS Name:

Tag Name:

Inherited Universe:

Universe: S6B_END = Yes

Universe Description: Section 6B is complete

Question Text:

Type: Enumerated

Length: 1

Answer List: TYesNo

Value:	Mnemonic:	Description:
1	Yes	Yes
2	No	No

- Don't Know
- Refuse
- Empty

- On Input
- On Output

Store Instructions: FOR I: = 1 - 37
LP6B_Flag[I] = No
ENDDO

```
FOR I:= 1 TO 34 DO
  IF Sect06.TableB.Row[I].Item = 1 THEN
    LP6B_Flag[1] := Yes
  ELSEIF Sect06.TableB.Row[I].Item = 2 THEN
    LP6B_Flag[2] := Yes
  ELSEIF Sect06.TableB.Row[I].Item = 3 THEN
    LP6B_Flag[3] := Yes
  ELSEIF Sect06.TableB.Row[I].Item = 4 THEN
    LP6B_Flag[4] := Yes
```

```
ELSEIF Sect06.TableB.Row[I].Item = 5 THEN
  LP6B_Flag[5] := Yes
ELSEIF Sect06.TableB.Row[I].Item = 6 THEN
  LP6B_Flag[6] := Yes
ELSEIF Sect06.TableB.Row[I].Item = 8 THEN
  LP6B_Flag[8] := Yes
ELSEIF Sect06.TableB.Row[I].Item = 9 THEN
  LP6B_Flag[9] := Yes
ELSEIF Sect06.TableB.Row[I].Item = 10 THEN
  LP6B_Flag[10] := Yes
ELSEIF Sect06.TableB.Row[I].Item = 11 THEN
  LP6B_Flag[11] := Yes
ELSEIF Sect06.TableB.Row[I].Item = 12 THEN
  LP6B_Flag[12] := Yes
ELSEIF Sect06.TableB.Row[I].Item = 13 THEN
  LP6B_Flag[13] := Yes
ELSEIF Sect06.TableB.Row[I].Item = 14 THEN
  LP6B_Flag[14] := Yes
ELSEIF Sect06.TableB.Row[I].Item = 15 THEN
  LP6B_Flag[15] := Yes
ELSEIF Sect06.TableB.Row[I].Item = 16 THEN
  LP6B_Flag[16] := Yes
ELSEIF Sect06.TableB.Row[I].Item = 17 THEN
  LP6B_Flag[17] := Yes
ELSEIF Sect06.TableB.Row[I].Item = 18 THEN
  LP6B_Flag[18] := Yes
ELSEIF Sect06.TableB.Row[I].Item = 19 THEN
  LP6B_Flag[19] := Yes
ELSEIF Sect06.TableB.Row[I].Item = 20 THEN
  LP6B_Flag[20] := Yes
ELSEIF Sect06.TableB.Row[I].Item = 21 THEN
  LP6B_Flag[21] := Yes
ELSEIF Sect06.TableB.Row[I].Item = 22 THEN
  LP6B_Flag[22] := Yes
ELSEIF Sect06.TableB.Row[I].Item = 23 THEN
  LP6B_Flag[23] := Yes
ELSEIF Sect06.TableB.Row[I].Item = 24 THEN
  LP6B_Flag[24] := Yes
ELSEIF Sect06.TableB.Row[I].Item = 25 THEN
  LP6B_Flag[25] := Yes
ELSEIF Sect06.TableB.Row[I].Item = 26 THEN
  LP6B_Flag[26] := Yes
ELSEIF Sect06.TableB.Row[I].Item = 27 THEN
  LP6B_Flag[27] := Yes
ELSEIF Sect06.TableB.Row[I].Item = 28 THEN
  LP6B_Flag[28] := Yes
ELSEIF Sect06.TableB.Row[I].Item = 29 THEN
```

```
LP6B_Flag[29] := Yes
ELSEIF Sect06.TableB.Row[1].Item = 30 THEN
  LP6B_Flag[30] := Yes
ELSEIF Sect06.TableB.Row[1].Item = 31 THEN
  LP6B_Flag[31] := Yes
ELSEIF Sect06.TableB.Row[1].Item = 32 THEN
  LP6B_Flag[32] := Yes
ELSEIF Sect06.TableB.Row[1].Item = 33 THEN
  LP6B_Flag[33] := Yes
ELSEIF Sect06.TableB.Row[1].Item = 34 THEN
  LP6B_Flag[34] := Yes
ELSEIF Sect06.TableB.Row[1].Item = 35 THEN
  LP6B_Flag[35] := Yes
ELSEIF Sect06.TableB.Row[1].Item = 36 THEN
  LP6B_Flag[36] := Yes
ELSEIF Sect06.TableB.Row[1].Item = 37 THEN
  LP6B_Flag[37] := Yes
END
END DO
```

Array:

Number of Elements: 37

Instrument SAS Name: LP6B_Flag

S6_Sectcomp

S6_Sectcomp

Field

Description: End of Section 6

Form Pane Label:

SAS Name:

Tag Name:

Inherited Universe:

Universe:

Universe Description: ALL

Question Text:

Type: Classification

Length: 0

- Don't Know
- Refuse
- Empty

- On Input
- On Output

Store Instructions: Set section complete flag - SECTCOMP(6):

```
IF S6A_END = 'Yes' AND S6B_END = 'Yes' then
  set SECTCOMP[6] = 'Yes'
ELSE set SECTCOMP[6] = 'No'
```

Array:

Skip Instructions: Exit block and goto Section 7 - BSECT7

Block

BSECT7
BSECT7

Description: Household Equipment Repairs, Service Contracts, and Extended Warranties

Tab Name: S7

Fly Over Name: S7 - Item Repairs/Services

Universe Type: If

Inherited Universe:

Universe: (BFront.START <> 3-5) AND (BCeintro.CE_INTRO = 1)

Universe Description: ALL "good" interviews (Intnmbr 1-5)

Array:

- Block Instructions:**
1. MAX # OF GRID LINES: 13
 2. SECTION LABEL: Section 7 - Household Item Repairs, Service Contracts, and Extended Warranties
 3. This section is a laundry list. Follow the laundry list standards. (See the attachment on the field Laundry_List_Standards.)
 4. Pre-chart
 - o Follow pre-chart standards. (See attachment on the field Prechart_Standards.)
 - o See the attachment on the variable Input_Setup_Specifications for specific prechart information

S7_INTRO

S7_INTRO

Field

Description: Section 7 Introduction

Form Pane Label: Introduction

SAS Name:

Tag Name: S7_INTRO

Inherited Universe:

Universe:

Universe Description:

Question Text: Now I will ask about expenditures for household item maintenance or repairs and service contracts.

Description Month Amount
(RPRDESC) (SRVCMOB) (REPAIRX)

Type: Enumerated

Length: 1

Answer List: TContinue

Value:	Mnemonic:	Description:
1	Continue	Enter 1 to Continue

- Don't Know
- Refuse
- Empty

- On Input
- On Output

Array:

Skip Instructions: Goto BTable.Brow.ITEM

Instrument SAS Name: S7_INTRO

Destination Data Set: EEQB

Block

BTABLE
BTABLE

Description:

Tab Name:
Fly Over Name:
Universe Type: If

Inherited Universe:

Universe: S7_INTRO = 1

Universe Description:

Array:

Block Instructions:

BROW
BTABLE.BROW

Block

Description: Section 7 - Row Level

Tab Name:

Fly Over Name:

Universe Type: While

Inherited Universe:

Universe: (ITEM(previous row) <> 99) AND (ROW # < 14)

Universe Description: Loop through questions until ITEM = 99 or the max number of rows has been reached

Array:

Block Instructions:

Field

ITEM
BTABLE.BROW.ITEM

Description: Repairs screener questions

Form Pane Label: Item

SAS Name:

Tag Name: EQB_ITEM

Inherited Universe:

Universe:

Universe Description:

Help Screen: H_S7

Question Text:  23 ? [F1]

Since the first of ^REF_MONTH, did ^YOU_ANYMEM have any expenses for service contracts, maintenance, or repairs for any of the following items?

[* Read each item on list](#)

Fills: REF_MONTH

Instructions: Set REF_MONTH = 3 months before the interview.

Calculated by taking the INTPER from record type 10 to come up with the base month to start from.

Fills: YOU_ANYMEM

Instructions: IF NUMHOUSE = 1 then fill "you"

ELSE fill "you or any members of your household"

Type: Enumerated

Length: 3

Answer List: TSec7Items

Value:	Mnemonic:	Description:
1	Item1	Garbage disposal, range hood, or built-in dishwasher
2	Item2	Other household appliances, such as washer, refrigerator, or range/oven
3	Item3	Television, radio, video, or sound equipment, including those installed in autos or other vehicles
4	Item4	Computers, computer systems, or related equipment for non-business use
5	Item5	Lawn or garden equipment

6	Item6	Musical instruments or accessories
7	Item7	Hand or power tools
8	Item8	Photographic equipment
9	Item9	Sport or recreational equipment
10	Item10	Termite or pest control
11	Item11	Heating or air conditioning service contracts
99	NoMore99	None/No more entries
888	DeleteLine	Delete the line

- Don't Know
- Refuse
- Empty

- On Input
- On Output

Store Instructions: Assign a code to APPRPRYB

- If ITEM = 1 then store 100 in APPRPRYB
- If ITEM = 2 then store 110 in APPRPRYB
- If ITEM = 3 then store 120 in APPRPRYB
- If ITEM = 4 then store 220 in APPRPRYB
- If ITEM = 5 then store 130 in APPRPRYB
- If ITEM = 6 then store 140 in APPRPRYB
- If ITEM = 7 then store 150 in APPRPRYB
- If ITEM = 8 then store 160 in APPRPRYB
- If ITEM = 9 then store 170 in APPRPRYB
- If ITEM = 10 then store 190 in APPRPRYB
- If ITEM = 11 then store 200 in APPRPRYB

Array:

Special Instructions: 1. Answer list options should be in bold black except 99 and 888, they should be in regular black.

(Once an answer list option is selected, the answer list description color should be changed to regular blue.)

2. Prefill the PreFill and DESCRIPTION fields with answer list option description. (Gray the PreFill field.)

If entry of 1, pre-fill "garb displ/rangehood
/dishwshr"

If entry of 2, pre-fill "other household appliances"

If entry of 3, pre-fill "tv/radio/video or sound
equip"

If entry of 4, pre-fill "computers/computer systems"

If entry of 5, pre-fill "lawn or garden equipment"

If entry of 6, pre-fill "musical instruments or

accesso"

If entry of 7, pre-fill "hand or power tools"

If entry of 8, pre-fill "photographic equipment"

If entry of 9, pre-fill "sport or recreational
equipmen"

If entry of 10, pre-fill "termite or pest control"

If entry of 11, pre-fill "heating or air conditioning
service contracts"

3. IF ITEM = 888 then "SHOW" the fields in the row

Skip Instructions: 1-11: IF ITEM ne Item2Shadow then goto CK_ITEM
ELSE goto DESCRIPTION

95: Goto next row

99: Exit block and goto S7_END

888: IF ROW number = 13 then Exit block and goto S7_END
ELSE goto ITEM - next line of grid

Instrument SAS Name: EQB_ITEM

Destination Data Set: EEQB

CK_ITEM
BTABLE.BROW.CK_ITEM

Check

Description: Changed ITEM to a different selection, after completing the row

Inherited Universe:

Universe: ITEM <> Item2Shadow AND ITEM <> 888 AND ITEM <> 99

Universe Description: After a row is completed, the user has backed up and changed the item number to another valid item number

Text: * Press "S" to change this item code and enter new data

Press ENTER to re-enter the original item code: ^OldItem

Check Instructions: IF SUPPRESSED then set all fields in this row to EMPTY

Type: Soft

Skip Instructions: SUPPRESS: Goto DESCRIPTION

All others, go back to ITEM

Fills: OldItem

Instructions: Fill the previous entry in ITEM for this row.

Field

PreFill
BTABLE.BROW.PreFill

Description: Description - SHOW ONLY Field

Form Pane Label: Service/Repair

SAS Name:

Tag Name:

Inherited Universe:

Universe:

Universe Description:

Question Text: ** SHOW ONLY **

Type: String

Length: 30

- Don't Know
- Refuse
- Empty

- On Input
- On Output

Store Instructions: Prefill with ITEM's answer list description.

Array:

DESCRIPTION

Field

BTABLE.BROW.DESCRPTION

Description: Description of what was serviced/repaired.

Form Pane Label: Description

SAS Name: RPRDESC

Tag Name: RPRDESC

Inherited Universe:

Universe: ITEM = 1-11

Universe Description:

Question Text: What did the service contract^ORREPAIR_fill cover?

<u>Description</u>	<u>Month</u>	<u>Amount</u>
(RPRDESC)	(SRVCMOB)	(REPAIRX)

Fills: ORREPAIR_fill

Instructions: If ITEM = 1-10 then fill " or repair"
Else leave blank

Type: String

Length: 30

- Don't Know
- Refuse
- Empty

- On Input
- On Output

Array:

Skip Instructions: Goto MONTH

Instrument SAS Name: RPRDESC

Destination Data Set: EEQB

Field

MONTH
BTABLE.BROW.MONTH

Description: Month of service

Form Pane Label: Month

SAS Name: SRVCMOB

Tag Name: SRVCMOB

Inherited Universe:

Universe: ITEM = 1-11

Universe Description: All, except ITEM = 888 or 99 (and description = entry)

Question Text: In what month was the expense?

Description Month Amount
(RPRDESC) (SRVCMOB) (REPAIRX)

Type: Enumerated

Length: 2

Answer List: TMONTH

Value:	Mnemonic:	Description:
1	Jan	January
2	Feb	February
3	Mar	March
4	Apr	April
5	May	May
6	Jun	June
7	Jul	July
8	Aug	August
9	Sep	September
10	Oct	October
11	Nov	November
12	Dec	December

- Don't Know
- Refuse
- Empty

On Input
 On Output

Array:

Skip Instructions: REF_MONTH-CUR_MONTH: IF entry is not in the reference
period then goto ERR3_MONTH
ELSE goto AMOUNT

DK,RF: Goto AMOUNT

Instrument SAS Name: SRVCMOB

Destination Data Set: EEQB

Check

ERR3_MONTH
BTABLE.BROW.ERR3_MONTH

Description: MONTH is not within the Reference Period

Inherited Universe:

Universe: MONTH is not a valid answer list option

Universe Description: MONTH is not within reference period

Text: Input Invalid. Value not in range.

Check Instructions: NOTE: This is a Blaise manipula generated error

Type: Hard

Skip Instructions: Go back to MONTH

AMOUNT
BTABLE.BROW.AMOUNT

Field

Description: Total cost of service.

Form Pane Label: Amount

SAS Name: REPAIRX

Tag Name: REPAIRX

Inherited Universe:

Universe: ITEM = 1-11

Universe Description: All, except ITEM = 888 or 99 (and month = 1-12, DK or RF)

Question Text: What was the total cost?

<u>Description</u>	<u>Month</u>	<u>Amount</u>
(RPRDESC)	(SRVCMOB)	(REPAIRX)

Type: Integer

Length: 7

Min: 1

Max: 999999

Don't Know

Refuse

Empty

On Input

On Output

Store Instructions: IF AMOUNT within range or (AMOUNT = DK or RF) then
set REPAIRX_ = EMPTY

Array:

Special Instructions: Display a \$ and comma in the entry field.

Skip Instructions: 1-999999: IF (ITEM = 1 and AMOUNT lt 7 or gt 285) OR
(ITEM = 20 and AMOUNT lt 5 or gt 324) OR
(ITEM = 3 and AMOUNT lt 5 or gt 478) OR
(ITEM = 4 and AMOUNT lt 11 or gt 413) OR
(ITEM = 5 and AMOUNT lt 5 or gt 400) OR
(ITEM = 6 and AMOUNT lt 5 or gt 600) OR

```
(ITEM = 7 and AMOUNT lt 5 or gt 550) OR  
(ITEM = 8 and AMOUNT lt 20 or gt 398) OR  
(ITEM = 9 and AMOUNT lt 5 or gt 1332) OR  
(ITEM = 10 and AMOUNT lt 16 or gt 742) OR  
(ITEM = 11 and AMOUNT lt 8 or gt 900))  
    then goto ERR1_AMOUNT  
ELSEIF ITEM and the entry in AMOUNT for this  
    record are equal to any records data in the  
    prechart/input then goto ERR_DUP  
ELSE goto REPAIRTX
```

DK,RF: Goto C

Instrument SAS Name: REPAIRX

Destination Data Set: EEQB

ERR1_AMOUNT

Check

BTABLE.BROW.ERR1_AMOUNT

Description: Out of Range Check

Inherited Universe:

Universe: [(ITEM = 1 and AMOUNT lt 7 or gt 285) or
(ITEM = 2 and AMOUNT lt 5 or gt 324) or
(ITEM = 3 and AMOUNT lt 5 or gt 478) or
(ITEM = 4 and AMOUNT lt 11 or gt 413) or
(ITEM = 5 and AMOUNT lt 5 or gt 400) or
(ITEM = 6 and AMOUNT lt 5 or gt 600) or
(ITEM = 7 and AMOUNT lt 5 or gt 550) or
(ITEM = 8 and AMOUNT lt 20 or gt 398) or
(ITEM = 9 and AMOUNT lt 5 or gt 1332) or
(ITEM = 10 and AMOUNT lt 16 or gt 742) or
(ITEM = 11 and AMOUNT lt 8 or gt 900)] AND
(AMOUNT <> DK and AMOUNT <> RF)

Universe Description:

Text: * THE AMOUNT ENTERED IS UNUSUALLY HIGH OR LOW

PLEASE VERIFY AND IF CORRECT, ENTER ITEM LEVEL NOTE

Check Instructions: IF suppressed then set REPAIRX_ = A1

Type: Soft

Skip Instructions: Suppress: Goto REPAIRTX

All others, go back to AMOUNT

Check

ERR_DUP
BTABLE.BROW.ERR_DUP

Description: Check for Possible Duplicate Reporting

Inherited Universe:

Universe: ITEM and the entry in AMOUNT for this record are equal to any records data on the prechart/input

Universe Description: This records itemcode and amount are the same as one of the records on the pre-chart

Text: ♦ This item appears to be the same one as reported last interview.

Please verify to avoid duplicate reporting
If this is a duplicate item, enter 888 to delete the line.

Check Instructions:

Type: Soft

Skip Instructions: Suppress: Goto REPAIRTX

All others, go back to AMOUNT

REPAIRTX

Field

BTABLE.BROW.REPAIRTX

Description: Includes sales tax?

Form Pane Label: Tax

SAS Name: REPAIRTX

Tag Name: REPAIRTX

Inherited Universe:

Universe: AMOUNT = 1-999999

Universe Description:

Question Text: Did this include sales tax?

<u>Description</u>	<u>Month</u>	<u>Amount</u>
(RPRDESC)	(SRVCMOB)	(REPAIRX)

Type: Enumerated

Length: 1

Answer List: TYesNo

Value:	Mnemonic:	Description:
1	Yes	Yes
2	No	No

- Don't Know
- Refuse
- Empty

- On Input
- On Output

Array:

Skip Instructions: Goto C

Instrument SAS Name: REPAIRTX

Destination Data Set: EEQB

Field

C
BTABLE.BROW.C

Description: combined expense

Form Pane Label: C

SAS Name:

Tag Name: RPRCB_S

Inherited Universe:

Universe: ITEM = 1-11

Universe Description:

Question Text: * Enter 'C' for a combined expense.

Type: String

Length: 1

- Don't Know
 Refuse
 Empty

- On Input
 On Output

Array:

Skip Instructions: C: Goto COMBCODE

EMPTY: IF ((ITEM = 1 or 2) and [RT10.POPGRP = 1, 2, 01
or 02]) OR (ITEM = 5 and [RT10.POPGRP = 9, 09
or 10]) then goto EQBSTORE
ELSE goto MORE

IF anything other than a 'C' or the Enter key is entered, goto CK_C

Instrument SAS Name: RPRCB_S

Destination Data Set: EEQB

CK_C
BTABLE.BROW.CK_C

Check

Description: C field can only contain a 'C' or EMPTY

Inherited Universe:

Universe: C = anything other than a 'C' or EMPTY

Universe Description:

Text: [✦ Not a Valid Entry](#)

Check Instructions:

Type: Hard

Skip Instructions: Go back to C

Field

COMBCODE
BTABLE.BROW.COMBCODE

Description: combined expenses

Form Pane Label: Combined Codes

SAS Name:

Tag Name: REPAIRCM

Inherited Universe:

Universe: C = C

Universe Description:

Help Screen: H_S7

Question Text:  23 ? [F1]

What other service contracts, maintenance, or repairs was ^Rprmore_fill combined with?

• Enter all that apply, separate with commas

<u>Description</u>	<u>Month</u>	<u>Amount</u>
(RPRDESC)	(SRVCMOB)	(REPAIRX)

Fills: Rprmore_fill

Instructions: IF ITEM = 1 then fill "garbage disposals, range hoods, or built-in dishwashers"
IF ITEM = 2 then fill "other household appliances, such as washer, refrigerator, or range/oven"
IF ITEM = 3 then fill "television, radio, video, or sound equipment, including those installed in autos or other vehicles"
IF ITEM = 4 then fill "computers, computer systems, or related equipment for non-business use"
IF ITEM = 5 then fill "lawn or garden equipment"
IF ITEM = 6 then fill "musical instruments or accessories"
IF ITEM = 7 then fill "hand or power tools"
IF ITEM = 8 then fill "photographic equipment"
IF ITEM = 9 then fill "sport or recreational equipment"
IF ITEM = 10 then fill "termite or pest control treatment"
IF ITEM = 11 then fill "heating or air conditioning equipment"

Type: Set

Max Number of Values: 12

Length: 2

Answer List: TREP AIRCM

Value:	Mnemonic:	Description:
1	CC1	Garbage disposal, range hood, or built-in dishwasher
2	CC2	Other household appliances, such as washer, refrigerator, or range/oven
3	CC3	Television, radio, video, or sound equipment, including those installed in autos or other vehicles
4	CC4	Computers, computer systems, or related equipment for non-business use
5	CC5	Lawn or garden equipment
6	CC6	Musical instruments or accessories
7	CC7	Hand or power tools
8	CC8	Photographic equipment
9	CC9	Sport or recreational equipment
10	CC10	Termite or pest control
11	CC11	Heating or air conditioning service contracts
77	CC12	Misc. Combined (unable to specify/DK)

- Don't Know
- Refuse
- Empty

- On Input
- On Output

Store Instructions: For each item selected in COMBCODE, store the appropriate item code in APPRPB1- APPRPB12.

(The first entry in COMBCODE should be recoded and stored in APPRPB1, the 2nd entry in APPRPB2, etc.)

Recode as follows:

- If COMBCODE = 1, store 100
- If COMBCODE = 2, store 110
- If COMBCODE = 3, store 120
- If COMBCODE = 4, store 220
- If COMBCODE = 5, store 130
- If COMBCODE = 6, store 140
- If COMBCODE = 7, store 150
- If COMBCODE = 8, store 160
- If COMBCODE = 9, store 170
- If COMBCODE = 10, store 190
- If COMBCODE = 11, store 200
- If COMBCODE = 77, store 210

Array:

Skip Instructions: IF ((ITEM = 1 or 2) and [RT10.POPGRP = 1, 2, 01 or 02]) OR
(ITEM = 5 and [RT10.POPGRP = 9, 09 or 10])
then goto EQBSTORE

ELSE goto MORE

Instrument SAS Name: REPAIRCM

Destination Data Set: EEQB

EQBSTORE

Field

BTABLE.BROW.EQBSTORE

Description: Where Purchased

Form Pane Label: Store

SAS Name: EQBSTORE

Tag Name: EQBSTORE

Inherited Universe:

Universe: ((RT10.POPGRP = 01, 1, 2, or 02) and (ITEM = 1 or 2)) OR
(ITEM = 5 and [RT10.POPGRP = 9, 09 or 10])

Universe Description:

Question Text: What is the name of the business that provided the service contract,
maintenance, or repair?

• Enter store, website, or company name

Type: String

Length: 45

Don't Know
 Refuse
 Empty

On Input
 On Output

Array:

Special Instructions: IF UPPERCASE ENTRY contains ".COM" then set EQBPURCH = 1 and "keep"

Skip Instructions: IF uppercase entry = "GROUPON" or "GROUPON.COM" then goto ERR_GROUPON

ELSEIF UPPERCASE ENTRY contains ".COM" then goto MORE

ELSEIF ENTRY = DK or RF then goto MORE

ELSE goto EQBPURCH

Instrument SAS Name: EQBSTORE

Destination Data Set: EEQB

ERR_GROUPON

Check

BTABLE.BROW.ERR_GROUPON

Description: Groupon Check

Inherited Universe:

Universe: Uppercase entry in EQBSTORE = "GROUPON" or "GROUPON.COM"

Universe Description:

Text: * ENTER THE STORE OR COMPANY THAT THE GROUPON IS FOR.

DO NOT ENTER "GROUPON"

Check Instructions:

Type: Soft

Skip Instructions: Suppress: IF UPPERCASE entry in EQBSTORE contains ".COM"
then goto MORE
ELSE goto EQBPURCH

All others, go back to EQBSTORE

Field

EQBPURCH
BTABLE.BROW.EQBPURCH

Description: Purchased Online or in person

Form Pane Label: Online

SAS Name: EQBPURCH

Tag Name: EQBPURCH

Inherited Universe:

Universe: EQBSTORE = RESPONSE AND (UPPERCASE entry in EQBSTORE does NOT contain ".COM")

Universe Description:

Question Text: Was this paid for -

Type: Enumerated

Length: 1

Answer List: Tonline

Value:	Mnemonic:	Description:
1	Online	Online?
2	InPerson	In person?
3	MailTel	By mail or telephone order?
4	Other	Other

- Don't Know
- Refuse
- Empty

- On Input
- On Output

Array:

Special Instructions: Answer list descriptions for options 1-3 should be bold black

Skip Instructions: 1,3,4,DK,RF: Goto MORE

2: Goto EQBLOC

Instrument SAS Name: EQBPURCH

Destination Data Set: EEQB

Field

EQBLOC
BTABLE.BROW.EQBLOC

Description: Purchase location - City

Form Pane Label: Location - City

SAS Name: EQBLOC

Tag Name: EQBLOC

Inherited Universe:

Universe: EQBPURCH = 2

Universe Description:

Question Text: In what city is ^EQBSTORE_fill located?

Fills: EQBSTORE_fill

Instructions: Fill entry in EQBSTORE

Type: String

Length: 45

Don't Know
 Refuse
 Empty

On Input
 On Output

Array:

Skip Instructions: Goto EQBLOCST

Instrument SAS Name: EQBLOC

Destination Data Set: EEQB

EQBLOCST

Field

BTABLE.BROW.EQBLOCST

Description: Outlet Location - State

Form Pane Label: State

SAS Name: EQBLOCST

Tag Name: EQBLOCST

Inherited Universe:

Universe: EQBPURCH = 2

Universe Description:

Help Screen: H_DESTCODE

Question Text: ? [F1]

In what state is ^EQBSTORE_fill located?

✦ [Enter the two character state abbreviation](#)

Fills: EQBSTORE_fill

Instructions: Fill entry in EQBSTORE

Type: String

Length: 2

Don't Know

Refuse

Empty

On Input

On Output

Array:

Special Instructions: Use answer type TState - STRING[2], display width 4

Skip Instructions: IF entry is not a valid state abbreviation then
goto CK_EQBLOCST

ELSE goto MORE

Instrument SAS Name: EQBLOCST

Destination Data Set: EEQB

CK_EQBLOCST

Check

BTABLE.BROW.CK_EQBLOCST

Description: Not a valid state abbreviation

Inherited Universe:

Universe: (Entry in EQBLOCST is not a valid state abbreviation) AND EQBLOCST <> DK AND EQBLOCST <> RF

Universe Description: State abbreviation entered is not valid

Text: * [Not a valid state abbreviation](#)

Check Instructions:

Type: Hard

Skip Instructions: Go back to EQBLOCST

Field

MORE
BTABLE.BROW.MORE

Description: Pay for any other repair/contract

Form Pane Label: Any more

SAS Name:

Tag Name: RPRMORE

Inherited Universe:

Universe: ITEM = 1-11

Universe Description: All, except ITEM = 888 or 99 (and C = empty or combcode = entry)

Question Text: Did you pay for any other ^RPRmore_fill1 for ^Rprmore_fill?

<u>Description</u>	<u>Month</u>	<u>Amount</u>
(RPRDESC)	(SRVCMOB)	(REPAIRX)

Fills: RPRmore_fill1

Instructions: IF ITEM= 1-10, fill "service contracts, maintenance, or repairs"
ELSE fill "service contracts"

Fills: Rprmore_fill

Instructions: IF ITEM = 1 then fill "garbage disposals, range hoods, or built-in dishwashers"
IF ITEM = 2 then fill "other household appliances, such as washer, refrigerator, or range/oven"
IF ITEM = 3 then fill "television, radio, video, or sound equipment, including those installed in autos or other vehicles"
IF ITEM = 4 then fill "computers, computer systems, or related equipment for non-business use"
IF ITEM = 5 then fill "lawn or garden equipment"
IF ITEM = 6 then fill "musical instruments or accessories"
IF ITEM = 7 then fill "hand or power tools"
IF ITEM = 8 then fill "photographic equipment"
IF ITEM = 9 then fill "sport or recreational equipment"
IF ITEM = 10 then fill "termite or pest control treatment"
IF ITEM = 11 then fill "heating or air conditioning equipment"

Type: Enumerated

Length: 1

Answer List: TYesNo

Value:	Mnemonic:	Description:
1	Yes	Yes
2	No	No

- Don't Know
- Refuse
- Empty

- On Input
- On Output

Store Instructions: 1. Set EQB_STAT and EQB_ORIG
IF MORE = 1, 2, DK or RF then
IF ERR_DUP is invoked and ITEM = 888 then
set EQB_ORIG = 3
ELSE set EQB_ORIG = 1

IF MONTH = current interview month
set EQB_STAT = 2
ELSE set EQB_STAT = 1

2. IF MORE = 1, 2, DK or RF then Set Item2Shadow = ITEM

Array:

Special Instructions: If entry of 1 and row number ne 13, prefill ITEM, PREFIL, Type_Fields, and DESCRIPTION fields for the next row with the same information as the current row.

Skip Instructions: 1: IF ROW number = 13 then goto ERR_MAX
ELSE goto ITEM, next line on grid

2,DK,RF: IF ROW number = 13 then exit block and goto S7_END
ELSE goto ITEM, next line on grid

Instrument SAS Name: RPRMORE

Destination Data Set: EEQB

Check

ERR_MAX
BTABLE.BROW.ERR_MAX

Description: Max Number of Rows Reached

Inherited Universe:

Universe: (MORE = 1) AND (ROW number = 13)

Universe Description: Yes, there are more expenses, but there are no more empty rows in the grid

Text: ♦ [No more rows can be added.](#)

Check Instructions:

Type: Hard

Skip Instructions: Go back to MORE

APPRRYB

Field

BTABLE.BROW.APPRRYB

Description: Item code

Form Pane Label:

SAS Name: APPRRYB

Tag Name:

Inherited Universe:

Universe:

Universe Description:

Question Text:

Type: String

Length: 3

- Don't Know
- Refuse
- Empty

- On Input
- On Output

Array:

Special Instructions: Note: See ITEM for how to set this field.

Valid Values: 100, 110, 120, 130, 140, 150, 160, 170, 190,
200, 220

Instrument SAS Name: APPRRYB

Destination Data Set: EEQB

Field

APPRPB1
BTABLE.BROW.APPRPB1

Description: Combined expense - code

Form Pane Label:

SAS Name: APPRPB1

Tag Name:

Inherited Universe:

Universe:

Universe Description:

Question Text:

Type: String

Length: 3

- Don't Know
- Refuse
- Empty

- On Input
- On Output

Array:

Special Instructions: NOTE: See COMBCODE for how to set this field.

Valid Values: 100, 110, 120, 130, 140, 150, 160, 170, 190,
200, 220, 210

Instrument SAS Name: APPRPB1

Destination Data Set: EEQB

APPRPB2
BTABLE.BROW.APPRPB2

Field

Description:

Form Pane Label:

SAS Name: APPRPB2

Tag Name:

Inherited Universe:

Universe:

Universe Description:

Question Text:

Type: String

Length: 3

- Don't Know
- Refuse
- Empty

- On Input
- On Output

Array:

Special Instructions: NOTE: See COMBCODE for how to set this field.

Valid Values: 100, 110, 120, 130, 140, 150, 160, 170, 190,
200, 220, 210

Instrument SAS Name: APPRPB2

Destination Data Set: EEQB

Field

APPRPB3
BTABLE.BROW.APPRPB3

Description:

Form Pane Label:

SAS Name: APPRPB3

Tag Name:

Inherited Universe:

Universe:

Universe Description:

Question Text:

Type: String

Length: 3

- Don't Know
- Refuse
- Empty

- On Input
- On Output

Array:

Special Instructions: NOTE: See COMBCODE for how to set this field.

Valid Values: 100, 110, 120, 130, 140, 150, 160, 170, 190,
200, 220, 210

Instrument SAS Name: APPRPB3

Destination Data Set: EEQB

APPRPB4

Field

BTABLE.BROW.APPRPB4

Description:

Form Pane Label:

SAS Name: APPRPB4

Tag Name:

Inherited Universe:

Universe:

Universe Description:

Question Text:

Type: String

Length: 3

- Don't Know
- Refuse
- Empty

- On Input
- On Output

Array:

Special Instructions: NOTE: See COMBCODE for how to set this field.

Valid Values: 100, 110, 120, 130, 140, 150, 160, 170, 190,
200, 220, 210

Instrument SAS Name: APPRPB4

Destination Data Set: EEQB

Field

APPRPB5
BTABLE.BROW.APPRPB5

Description:

Form Pane Label:

SAS Name: APPRPB5

Tag Name:

Inherited Universe:

Universe:

Universe Description:

Question Text:

Type: String

Length: 3

- Don't Know
- Refuse
- Empty

- On Input
- On Output

Array:

Special Instructions: NOTE: See COMBCODE for how to set this field.

Valid Values: 100, 110, 120, 130, 140, 150, 160, 170, 190,
200, 220, 210

Instrument SAS Name: APPRPB5

Destination Data Set: EEQB

APPRPB6
BTABLE.BROW.APPRPB6

Field

Description:

Form Pane Label:

SAS Name: APPRPB6

Tag Name:

Inherited Universe:

Universe:

Universe Description:

Question Text:

Type: String

Length: 3

- Don't Know
- Refuse
- Empty

- On Input
- On Output

Array:

Special Instructions: NOTE: See COMBCODE for how to set this field.

Valid Values: 100, 110, 120, 130, 140, 150, 160, 170, 190,
200, 220, 210

Instrument SAS Name: APPRPB6

Destination Data Set: EEQB

Field

APPRPB7
BTABLE.BROW.APPRPB7

Description:

Form Pane Label:

SAS Name: APPRPB7

Tag Name:

Inherited Universe:

Universe:

Universe Description:

Question Text:

Type: String

Length: 3

- Don't Know
- Refuse
- Empty

- On Input
- On Output

Array:

Special Instructions: NOTE: See COMBCODE for how to set this field.

Valid Values: 100, 110, 120, 130, 140, 150, 160, 170, 190,
200, 220, 210

Instrument SAS Name: APPRPB7

Destination Data Set: EEQB

APPRPB8

Field

BTABLE.BROW.APPRPB8

Description:

Form Pane Label:

SAS Name: APPRPB8

Tag Name:

Inherited Universe:

Universe:

Universe Description:

Question Text:

Type: String

Length: 3

- Don't Know
- Refuse
- Empty

- On Input
- On Output

Array:

Special Instructions: NOTE: See COMBCODE for how to set this field.

Valid Values: 100, 110, 120, 130, 140, 150, 160, 170, 190,
200, 220, 210

Instrument SAS Name: APPRPB8

Destination Data Set: EEQB

Field

APPRPB9
BTABLE.BROW.APPRPB9

Description:

Form Pane Label:

SAS Name: APPRPB9

Tag Name:

Inherited Universe:

Universe:

Universe Description:

Question Text:

Type: String

Length: 3

- Don't Know
- Refuse
- Empty

- On Input
- On Output

Array:

Special Instructions: NOTE: See COMBCODE for how to set this field.

Valid Values: 100, 110, 120, 130, 140, 150, 160, 170, 190,
200, 220, 210

Instrument SAS Name: APPRPB9

Destination Data Set: EEQB

APPRPB10

Field

BTABLE.BROW.APPRPB10

Description:

Form Pane Label:

SAS Name:

Tag Name:

Inherited Universe:

Universe:

Universe Description:

Question Text:

Type: String

Length: 3

- Don't Know
- Refuse
- Empty

- On Input
- On Output

Array:

Special Instructions: NOTE: See COMBCODE for how to set this field.

Valid Values: 100, 110, 120, 130, 140, 150, 160, 170, 190,
200, 220, 210

Instrument SAS Name: APPRPB10

Destination Data Set: EEQB

Field

APPRPB11
BTABLE.BROW.APPRPB11

Description:

Form Pane Label:

SAS Name:

Tag Name:

Inherited Universe:

Universe:

Universe Description:

Question Text:

Type: String

Length: 3

- Don't Know
- Refuse
- Empty

- On Input
- On Output

Array:

Special Instructions: NOTE: See COMBCODE for how to set this field.

Valid Values: 100, 110, 120, 130, 140, 150, 160, 170, 190,
200, 220, 210

Instrument SAS Name: APPRPB11

Destination Data Set: EEQB

APPRPB12

Field

BTABLE.BROW.APPRPB12

Description:

Form Pane Label:

SAS Name:

Tag Name:

Inherited Universe:

Universe:

Universe Description:

Question Text:

Type: String

Length: 3

- Don't Know
- Refuse
- Empty

- On Input
- On Output

Array:

Special Instructions: NOTE: See COMBCODE for how to set this field.

Valid Values: 100, 110, 120, 130, 140, 150, 160, 170, 190,
200, 220, 210

Instrument SAS Name: APPRPB12

Destination Data Set: EEQB

Field

REPAIRX_
BTABLE.BROW.REPAIRX_

Description: Range edit flag for REPAIRX

Form Pane Label:

SAS Name: REPAIRX_

Tag Name:

Inherited Universe:

Universe:

Universe Description:

Question Text:

Type: String

Length: 2

- Don't Know
- Refuse
- Empty

- On Input
- On Output

Array:

Special Instructions: NOTE: See ERR1_AMOUNT for how to set this field

Valid Values: A1 = Range edit failed
(ERR1 check was suppressed)

Blank = Range edit passed

Instrument SAS Name: REPAIRX_

Destination Data Set: EEQB

EQB_STAT

Field

BTABLE.BROW.EQB_STAT

Description: Record status

Form Pane Label:

SAS Name: REC_STAT

Tag Name:

Inherited Universe:

Universe:

Universe Description:

Question Text:

Type: String

Length: 1

- Don't Know
- Refuse
- Empty

- On Input
- On Output

Array:

Special Instructions: NOTE: See MORE for how to set this field

Valid Values: 1 = Active record
2 = Current month record
3 = Inactive record

Instrument SAS Name: EQB_STAT

Destination Data Set: EEQB

Field

EQB_ORIG
BTABLE.BROW.EQB_ORIG

Description: Record origin

Form Pane Label:

SAS Name: REC_ORIG

Tag Name:

Inherited Universe:

Universe:

Universe Description:

Question Text:

Type: String

Length: 1

Don't Know

Refuse

Empty

On Input

On Output

Array:

Special Instructions: NOTE: See MORE for how to set this field

Valid Values: 1 = Data from current interview
2 = Data reported in previous quarter
3 = Duplicate record

Instrument SAS Name: EQB_ORIG

Destination Data Set: EEQB

S7_END
S7_END

Field

Description: End of Section 7

Form Pane Label:

SAS Name:

Tag Name:

Inherited Universe:

Universe:

Universe Description: ALL

Question Text:

Type: Classification

Length: 0

Don't Know

Refuse

Empty

On Input

On Output

Store Instructions: Set S7 End Flag

IF (Any BlockA.Row.Item = 99) OR (the table is full)

THEN set S7_END = Yes

Array:

Skip Instructions: Goto S7_Sectcomp

Field

LP7_Flag
LP7_Flag

Description: Section 7 Extended Recall Flag

Form Pane Label:

SAS Name:

Tag Name:

Inherited Universe:

Universe: S6A_END = Yes

Universe Description:

Question Text:

Type: Enumerated

Length: 1

Answer List: TYesNo

Value:	Mnemonic:	Description:
1	Yes	Yes
2	No	No

- Don't Know
- Refuse
- Empty

- On Input
- On Output

Store Instructions: FOR I:= 1 TO 11 DO
 LP7_Flag[I] = No
ENDDO

```
FOR I:= 1 TO 13 DO
  IF BSECT7.BTABLE.BROW[I].Item = 1 THEN
    LP7_Flag[1] := Yes
  ELSEIF BSECT7.BTABLE.BROW[I].Item = 2 THEN
    LP7_Flag[2] := Yes
  END
END DO
```

Array:

Number of Elements: 11

Instrument SAS Name: LP7_Flag

Field

S7_Sectcomp
S7_Sectcomp

Description: End of Section 7

Form Pane Label:

SAS Name:

Tag Name:

Inherited Universe:

Universe:

Universe Description:

Question Text:

Type: Classification

Length: 0

- Don't Know
- Refuse
- Empty

- On Input
- On Output

Store Instructions: Set section complete flag

IF S7_END = 'Yes' then set SECTCOMP[7] = 'Yes'
ELSE set SECTCOMP[7] = 'No'

Array:

Skip Instructions: Exit block and goto Section 8A - BSECT08

BSECT8
BSECT8

Block

Description: Home Furnishings and Related Household Items

Tab Name: S8

Fly Over Name: S8 - Furniture

Universe Type: If

Inherited Universe:

Universe: (BFront.START <> 3-5) AND (BCeintro.CE_INTRO = 1)

Universe Description: ALL

Array:

Block Instructions:

Block

BSECT08L1
BSECT08L1

Description: Section 8A Block

Tab Name:

Fly Over Name:

Universe Type: If

Inherited Universe:

Universe:

Universe Description: ALL

Array:

- Block Instructions:**
1. MAX # OF GRID LINES: 34
 2. Section Label: Section 8, Part A - Home Furnishings and Related Household Items
 3. This section is a laundry list. Follow the laundry list standards. (See the attachment on the field Laundry_List_Standards.)
 4. Pre-chart
 - o Follow pre-chart standards. (See attachment on the field Prechart_Standards.)
 - o See the attachment on the variable Input_Setup_Specifications for specific prechart information

INTROA

Field

BSECT08L1.INTROA

Description:

Form Pane Label: Introduction

SAS Name:

Tag Name: S8A_INTRO

Inherited Universe:

Universe:

Universe Description:

Question Text: Now I am going to ask about expenses for home furnishings and related household items.
Please include any shipping and handling charges with the cost of any item that was shipped.

Item Month Amount
(FURNDESC) (FURNMO) (FURNPURX)

Type: Enumerated
Length: 1

Answer List: TContinue

Value:	Mnemonic:	Description:
1	Continue	Enter 1 to Continue

- Don't Know
- Refuse
- Empty

- On Input
- On Output

Array:

Skip Instructions: Goto BSect08L1.BTableA.Brow.ITEM

Instrument SAS Name: S8A_INTRO

Destination Data Set: EFRA

BTABLEA
BSECT08L1.BTABLEA

Block

Description: Section 8A - Table Level

Tab Name:

Fly Over Name:

Universe Type: If

Inherited Universe:

Universe: INTROA = 1

Universe Description:

Array:

Block Instructions:

Block

BROW
BSECT08L1.BTABLEA.BROW

Description: Section 8A - Row Level

Tab Name:

Fly Over Name:

Universe Type: While

Inherited Universe:

Universe: (ITEM(previous row) <> 99) AND (ROW # < 35)

Universe Description: Loop through questions until ITEM = 99 or the max number of rows has been reached

Array:

Block Instructions:

ITEM

Field

BSECT08L1.BTABLEA.BROW.ITEM

Description: Purchased any of the furniture or equipment items

Form Pane Label: Item

SAS Name:

Tag Name: FRA_ITEM

Inherited Universe:

Universe: S8A_INTRO = 1

Universe Description:

Help Screen: H_S8A

Question Text: SCREEN 1 -----

 24 ? [F1]

Since the first of ^REF_MONTH, have ^YOU_ANYMEM purchased for ^YOU_YRCU or for someone outside of your household any --

◆ Read each item on list

SCREEN 2 -----

 25 ? [F1]

Have ^YOU_ANYMEM purchased any --

◆ Read each item on list

SCREEN 3 -----

 26 ? [F1]

Have ^YOU_ANYMEM purchased any --

◆ Read each item on list

SCREEN 4 -----

 27 ? [F1]

Have ^YOU_ANYMEM purchased any --

◆ [Read each item on list](#)

Fills: REF_MONTH

Instructions: Set REF_MONTH = 3 months before the interview.
Calculated by taking the INTPER from record type 10 to come up with the base month to start from.

Fills: YOU_ANYMEM

Instructions: IF NUMHOUSE = 1 then fill "you"
ELSE fill "you or any members of your household"

Fills: YOU_YRCU

Instructions: IF NUMHOUSE = 1 then fill "you"
ELSE fill "your household"

Type: Enumerated

Length: 3

Answer List: tsec8altems

Value:	Mnemonic:	Description:
1	SOFAS	Sofas?
2	CHAIRS	Living room chairs?
3	TABLES	Living room tables?
4	RECITEMS	Ping-pong, pool tables or other similar recreation room items?
5	OTHERFURN	Other living room, family, or recreation room furniture including desks, wall units, and shelving?
6	COMBOS	Living room furniture combinations?
7	DININGKITCH	Dining room or kitchen furniture?
8	MATTRESS	Mattresses or box springs?
9	OTHERBED	Bedroom furniture other than mattresses or box springs?
10	INFANTSFURN	Infants furniture?
11	INFANTSEQ	Infants equipment?
12	OUTDOORFURN	Patio, porch, or outdoor furniture?
13	OUTDOOREQ	Barbeque grills or outdoor decorative items?
14	OFFICE	Office furniture for home use?
15	LIGHTING	Lamps, lighting fixtures, or ceiling fans?
16	OTHERDEC	Other household decorative items?
17	STORAGE	Closet and storage items?
18	TRAVELITEMS	Travel items including luggage?

19	FLATWARE	Stainless, silver, or other flatware?
20	NONELECCOOK	Non-electric cookware?
21	DININGPCS	Dishes, glasses, or serving pieces?
22	BEDLINENS	Bedroom linens?
23	BATHLINENS	Bathroom linens?
24	OTHLINENS	Kitchen, dining room, or other linens?
25	SLIPORPILLOWS	Slipcovers, decorative pillows or cushions?
26	RUGS	Rugs or other non-permanent floor coverings, including carpet squares?
27	CURTAINS	Curtains or drapes?
28	BLINDS	Blinds, shades, or other window coverings?
95	NoMore95	Continue
99	None	None/No more entries
888	Delete	Delete the line

- Don't Know
- Refuse
- Empty

- On Input
- On Output

Store Instructions: Assign FURNPURY as follows:

- If ITEM = 1 then set FURNPURY = 100
- If ITEM = 2 then set FURNPURY = 101
- If ITEM = 3 then set FURNPURY = 102
- If ITEM = 4 then set FURNPURY = 104
- IF ITEM = 5 then set FURNPURY = 107
- IF ITEM = 6 then set FURNPURY = 106
- IF ITEM = 7 then set FURNPURY = 110
- IF ITEM = 8 then set FURNPURY = 120
- IF ITEM = 9 then set FURNPURY = 121
- IF ITEM = 10 then set FURNPURY = 130
- IF ITEM = 11 then set FURNPURY = 131
- IF ITEM = 12 then set FURNPURY = 140
- IF ITEM = 13 then set FURNPURY = 141
- IF ITEM = 14 then set FURNPURY = 150
- IF ITEM = 15 then set FURNPURY = 171
- IF ITEM = 16 then set FURNPURY = 173
- IF ITEM = 17 then set FURNPURY = 180
- IF ITEM = 18 then set FURNPURY = 181
- IF ITEM = 19 then set FURNPURY = 192
- IF ITEM = 20 then set FURNPURY = 196
- IF ITEM = 21 then set FURNPURY = 199
- IF ITEM = 22 then set FURNPURY = 200
- IF ITEM = 23 then set FURNPURY = 201

IF ITEM = 24 then set FURNPURY = 206
IF ITEM = 25 then set FURNPURY = 205
IF ITEM = 26 then set FURNPURY = 212
IF ITEM = 27 then set FURNPURY = 214
IF ITEM = 28 then set FURNPURY = 215

Array:

Special Instructions: 1. Answer list options should be in bold black except 95, 99 and 888, they should be in regular black.

(Once an answer list option is selected, the answer list description color should be changed to regular blue.)

2. Pre-fill the PREFILL and FURNDISC fields with the following {Gray the PREFILL field.}

If ITEM = 1, pre-fill "Sofas"

If ITEM = 2, pre-fill "Living room chairs"

If ITEM = 3, pre-fill "Living room tables"

If ITEM = 4, pre-fill "Ping-pong, pool tables or othe"

If ITEM = 5, pre-fill "Other living room incl desks, shelving"

If ITEM = 6, pre-fill "Living room furniture combinat"

If ITEM = 7, pre-fill "Dining room/Kitchen furn."

If ITEM = 8, pre-fill "Mattresses/box springs."

If ITEM = 9, pre-fill "Bedroom furniture"

If ITEM = 10, pre-fill "Infants furniture"

If ITEM = 11, pre-fill "Infants equipment"

If ITEM = 12, pre-fill "Patio/porch/outdoor furn."

If ITEM = 13, pre-fill "Barbeque grills or outdoor
dec"

If ITEM = 14, pre-fill "Office furniture for home"

If ITEM = 15, pre-fill "Lamps/lighting fixture/ceiling fan"

If ITEM = 16, pre-fill "Other decorative items"

If ITEM = 17, pre-fill "Closet and storage items"

If ITEM = 18, pre-fill "Travel items including luggage"

If ITEM = 19, pre-fill "Stainless/silver/other
flatwar"

If ITEM = 20, pre-fill "Non-electric cookware"

If ITEM = 21, pre-fill "Dishes/glasses/serving pieces"

If ITEM = 22, pre-fill "Bedroom linens"

If ITEM = 23, pre-fill "Bathroom linens"

If ITEM = 24, pre-fill "Kitchen/dining room/other linens"

If ITEM = 25, pre-fill "Slipcovers/pillows/cushions"

If ITEM = 26, pre-fill "Rugs/floor coverings"

If ITEM = 27, pre-fill "Curtains or drapes"

If ITEM = 28, pre-fill "Blinds/shades/
coverings"

3. For screen 1, display Answer list options 1-9, 95, 888
For screen 2, display Answer list options 10-14, 95, 888
For screen 3, display Answer list options 15-21, 95, 888
For screen 4, display Answer list options 22-28, 99, 888

4. IF ITEM = 888 then "SHOW" the fields in the row

Skip Instructions: 1-28: IF ITEM <> Item2Shadow then goto CK_ITEM
Goto DESCRIPTION

95: Goto next row

99: Goto S8A_END

888: IF ROW number = 34 then goto S8A_END
ELSE goto ITEM - next line of grid

Instrument SAS Name: FRA_ITEM

Destination Data Set: EFRA

Check

CK_ITEM
BSECT08L1.BTABLEA.BROW.CK_ITEM

Description: After a row is completed, the user has backed up and changed the item number to another valid item number

Inherited Universe:

Universe: ITEM was changed to another valid item number

Universe Description: After a row is completed, the user has backed up and changed the item number to another valid item number

Text: ♦ [Press "S" to change this item code and enter new data](#)

[Press ENTER to re-enter the original item code: ^OldItem](#)

Check Instructions: IF SUPPRESSED then set all fields in this block to EMPTY

Type: Soft

Skip Instructions: SUPPRESS: Goto DESCRIPTION

All others, go back to ITEM

Fills: OldItem

Instructions: Fill the previous entry in ITEM for this row.

PreFill

Field

BSECT08L1.BTABLEA.BROW.Prefill

Description: Description - SHOW ONLY Field

Form Pane Label: Item Purchased

SAS Name:

Tag Name:

Inherited Universe:

Universe:

Universe Description:

Question Text: ** SHOW ONLY **

Type: String

Length: 30

- Don't Know
- Refuse
- Empty

- On Input
- On Output

Store Instructions: Prefill with ITEM's answer list description.

Array:

Field

DESCRIPTION

BSECT08L1.BTABLEA.BROW.DESCRPTION

Description: What did you purchase?

Form Pane Label: Description

SAS Name: FURNDESC

Tag Name: FURNDESC

Inherited Universe:

Universe: (ITEM <> 95) AND (ITEM <> 99) AND (ITEM <> 888) AND
(ITEM <> EMPTY)

Universe Description: ITEM = 1-28

Question Text: What did you purchase?

Item Month Amount
(FURNDESC) (FURNMO) (FURNPURX)

Type: String

Length: 30

- Don't Know
- Refuse
- Empty

- On Input
- On Output

Array:

Skip Instructions: Goto MONTH

Instrument SAS Name: FURNDESC

Destination Data Set: EFRA

MONTH

Field

BSECT08L1.BTABLEA.BROW.MONTH

Description: In what month did you purchase it?

Form Pane Label: Month
SAS Name: FURNMO
Tag Name: FURNMO
Inherited Universe:

Universe: (ITEM <> 95) AND (ITEM <> 99) AND (ITEM <> 888) AND
 (ITEM <> EMPTY)

Universe Description: All, except ITEM = 95, 99 and 888 and (DESCRIPTION = entry)

Question Text: In what month did you purchase it?

Item Month Amount
 (FURNDESC) (FURNMO) (FURNPURX)

Type: Enumerated
Length: 2

Answer List: TMONTH

Value:	Mnemonic:	Description:
1	Jan	January
2	Feb	February
3	Mar	March
4	Apr	April
5	May	May
6	Jun	June
7	Jul	July
8	Aug	August
9	Sep	September
10	Oct	October
11	Nov	November
12	Dec	December

Don't Know

Refuse
 Empty

On Input
 On Output

Array:

Skip Instructions: REF_MONTH - CUR_MONTH: IF entry is not in reference
period then goto ERR3_MONTH
ELSE goto WHO

DK,RF: Goto WHO

Instrument SAS Name: FURNMO

Destination Data Set: EFRA

ERR3_MONTH

Check

BSECT08L1.BTABLEA.BROW.ERR3_MONTH

Description: MONTH is not within the Reference Period

Inherited Universe:

Universe: MONTH is not in the reference period

Universe Description: Item purchased outside the reference period

Text: Invalid Input. Value not in range.

Check Instructions: NOTE: This is a Blaise manipula generated error

Type: Hard

Skip Instructions: Go back to MONTH

Field

WHO
BSECT08L1.BTABLEA.BROW.WHO

Description: Was this purchased for someone inside or outside of your CU?

Form Pane Label: Who

SAS Name: FURNGFTC

Tag Name: FURNGFTC

Inherited Universe:

Universe: (ITEM <> 95) AND (ITEM <> 99) AND (ITEM <> 888) AND
(ITEM <> EMPTY)

Universe Description: All, except ITEM = 95, 99 and 888 and (MONTH = 1-12, DK or RF)

Question Text: Was this purchased for your household or for someone outside of your household?

Item Month Amount
(FURNDESC) (FURNMO) (FURNPURX)

Type: Enumerated

Length: 1

Answer List: TUsedByCUOrOutside

Value:	Mnemonic:	Description:
1	CU	For use by household
2	NonCu	For someone outside the household

- Don't Know
- Refuse
- Empty

- On Input
- On Output

Array:

Skip Instructions: Goto AMOUNT

Instrument SAS Name: FURNGFTC

Destination Data Set: EFRA

AMOUNT

Field

BSECT08L1.BTABLEA.BROW.AMOUNT

Description: What was the purchase price?

Form Pane Label: Amount

SAS Name: FURNPURX

Tag Name: FURNPURX

Inherited Universe:

Universe: (ITEM <> 95) AND (ITEM <> 99) AND (ITEM <> 888) AND
(ITEM <> EMPTY)

Universe Description: All, except ITEM = 95, 99 and 888 and (WHO = 1, 2, DK or RF)

Question Text: What was the purchase price?

Item Month Amount

(FURNDESC) (FURNMO) (FURNPURX)

Type: Integer

Length: 7

Min: 1

Max: 999999

Don't Know
 Refuse
 Empty

On Input
 On Output

Store Instructions: IF entry within range or (AMOUNT = DK or RF) then
set FURN_URX = EMPTY

Array:

Special Instructions: Display a \$ and comma in the entry field

Skip Instructions: 1-999999: IF (ITEM = 1 and AMOUNT lt 21 or gt 3000)
OR (ITEM = 2 and AMOUNT lt 10 or gt 1939)
OR (ITEM = 3 and AMOUNT lt 5 or gt 1500)
OR (ITEM = 4 and AMOUNT lt 21 or gt 3500)

OR (ITEM = 5 and AMOUNT lt 11 or gt 2400)
OR (ITEM = 6 and AMOUNT lt 73 or gt 7000)
OR (ITEM = 7 and AMOUNT lt 15 or gt 4309)
OR (ITEM = 8 and AMOUNT lt 25 or gt 1679)
OR (ITEM = 9 and AMOUNT lt 10 or gt 3500)
OR (ITEM = 10 and AMOUNT lt 10 or gt 1065)
OR (ITEM = 11 and AMOUNT lt 7 or gt 500)
OR (ITEMY = 12 and AMOUNT lt 5 or gt 900)
OR (ITEM = 13 and AMOUNT lt 6 or gt 965)
OR (ITEM = 14 and AMOUNT lt 10 or gt 1300)
OR (ITEM = 15 and AMOUNT lt 5 or gt 450)
OR (ITEM = 16 and AMOUNT lt 5 or gt 531)
OR (ITEM = 17 and AMOUNT lt 5 or gt 317)
OR (ITEM = 18 and AMOUNT lt 5 or gt 423)
OR (ITEM = 19 and AMOUNT lt 5 or gt 298)
OR (ITEM = 20 and AMOUNT lt 5 or gt 300)
OR (ITEM = 21 and AMOUNT lt 5 or gt 416)
OR (ITEM = 22 and AMOUNT lt 6 or gt 374)
OR (ITEM = 23 and AMOUNT lt 5 or gt 200)
OR (ITEM = 24 and AMOUNT lt 5 or gt 300)
OR (ITEM = 25 and AMOUNT lt 5 or gt 290)
OR (ITEM = 26 and AMOUNT lt 5 or gt 1100)
OR (ITEM = 27 and AMOUNT lt 5 or gt 1035)
OR (ITEM = 28 and AMOUNT lt 5 or gt 1643)
then goto ERR1_AMOUNT
ELSEIF ITEM and the entry in AMOUNT for
this record are equal to any records data on
the pre-chart/input then goto ERR_DUP
ELSE goto TAX

DK,RF: Goto C

Instrument SAS Name: FURNPURX

Destination Data Set: EFRA

ERR1_AMOUNT

Check

BSECT08L1.BTABLEA.BROW.ERR1_AMOUNT

Description: Out of Range Check

Inherited Universe:

Universe: [(ITEM = 1 and AMOUNT lt 21 or gt 3000) OR
(ITEM = 2 and AMOUNT lt 10 or gt 1939) OR
(ITEM = 3 and AMOUNT lt 5 or gt 1500) OR
(ITEM = 4 and AMOUNT lt 21 or gt 3500) OR
(ITEM = 5 and AMOUNT lt 11 or gt 2400) OR
(ITEM = 6 and AMOUNT lt 73 or gt 7000) OR
(ITEM = 7 and AMOUNT lt 15 or gt 4309) OR
(ITEM = 8 and AMOUNT lt 25 or gt 1679) OR
(ITEM = 9 and AMOUNT lt 10 or gt 3500) OR
(ITEM = 10 and AMOUNT lt 10 or gt 1065) OR
(ITEM = 11 and AMOUNT lt 7 or gt 500) OR
(ITEM = 12 and AMOUNT lt 5 or gt 900) OR
(ITEM = 13 and AMOUNT lt 6 or gt 965) OR
(ITEM = 14 and AMOUNT lt 10 or gt 1300) OR
(ITEM = 15 and AMOUNT lt 5 or gt 450) OR
(ITEM = 16 and AMOUNT lt 5 or gt 531) OR
(ITEM = 17 and AMOUNT lt 5 or gt 317) OR
(ITEM = 18 and AMOUNT lt 5 or gt 423) OR
(ITEM = 19 and AMOUNT lt 5 or gt 298) OR
(ITEM = 20 and AMOUNT lt 5 or gt 300) OR
(ITEM = 21 and AMOUNT lt 5 or gt 416) OR
(ITEM = 22 and AMOUNT lt 6 or gt 374) OR
(ITEM = 23 and AMOUNT lt 5 or gt 200) OR
(ITEM = 24 and AMOUNT lt 5 or gt 300) OR
(ITEM = 25 and AMOUNT lt 5 or gt 290) OR
(ITEM = 26 and AMOUNT lt 5 or gt 1100) OR
(ITEM = 27 and AMOUNT lt 5 or gt 1035) OR
(ITEM = 28 and AMOUNT lt 5 or gt 1643)]
AND (AMOUNT <> DK and AMOUNT <> RF)

Universe Description:

Text: ♦ THE VALUE ENTERED IS UNUSUALLY HIGH OR LOW

PLEASE VERIFY AND IF CORRECT, ENTER ITEM LEVEL NOTE

Check Instructions: IF Suppressed then set FURN_URX = A1

Type: Soft

Skip Instructions: Suppress: Goto TAX

All others, go back to AMOUNT

ERR_DUP

Check

BSECT08L1.BTABLEA.BROW.ERR_DUP

Description: Check for Possible Duplicate Reporting

Inherited Universe:

Universe: ITEM and the entry for AMOUNT for the record are equal to some records data on the prechart/input

Universe Description: This records itemcode and amount are the same as one of the records on the pre-chart

Text: ♦ This item appears to be the same as one reported last interview.

Please verify to avoid duplicate reporting

If this is a duplicate item, enter 888 to delete line.

Check Instructions:

Type: Soft

Skip Instructions: Suppress: Goto TAX

All others, go back to AMOUNT

Field

TAX
BSECT08L1.BTABLEA.BROW.TAX

Description: Did this include sales tax?

Form Pane Label: Tax

SAS Name: FRNPURTX

Tag Name: FRNPURTX

Inherited Universe:

Universe: (AMOUNT <> DK) and (AMOUNT <> RF)

Universe Description: AMOUNT = 1-999999

Question Text: Did this include sales tax?

Item Month Amount
(FURNDESC) (FURNMO) (FURNPURX)

Type: Enumerated

Length: 1

Answer List: TYesNo

Value:	Mnemonic:	Description:
1	Yes	Yes
2	No	No

- Don't Know
- Refuse
- Empty

- On Input
- On Output

Array:

Skip Instructions: Goto C

Instrument SAS Name: FRNPURTX

Destination Data Set: EFRA

C

Field

BSECT08L1.BTABLEA.BROW.C

Description:

Form Pane Label: C

SAS Name:

Tag Name: S8ACMB_S

Inherited Universe:

Universe: (ITEM <> 95) AND (ITEM <> 99) AND (ITEM <> 888) AND
(ITEM <> EMPTY)

Universe Description: All, except ITEM = 95, 99 and 888 and
((AMOUNT = DK or RF) OR (TAX = 1, 2, DK or RF))

Question Text: [Enter 'C' for a combined expense.](#)

Type: String

Length: 1

- Don't Know
- Refuse
- Empty

- On Input
- On Output

Array:

Skip Instructions: C: IF [((ITEM = 1, 2, 3, 5, 7-10, 12, or 25-28) and
(RT10.POPGRP = 7, 8, 07 or 08)) OR
((ITEM = 4, 11 or 18) and (RT10.POPGRP = 1, 2, 01
or 02)) OR (ITEM = 13 and (RT10.POPGRP = 9, 10 or
09)) OR ((ITEM = 15, 16, or 19-21) and (RT10.POPGRP
= 3, 4, 03 or 04)) OR ((ITEM = 22-24) and
(RT10.POPGRP = 15 or 16))] then goto FRASTORE
ELSE goto COMBCODE

Empty: Goto MORE

IF anything other than an 'C' or the Enter key is entered
then goto CK_C

Instrument SAS Name: S8ACMB_S

Destination Data Set: EFRA

CK_C

Check

BSECT08L1.BTABLEA.BROW.CK_C

Description: C field can only contain a 'C' or EMPTY

Inherited Universe:

Universe: C = anything other than a 'C' or EMPTY

Universe Description:

Text: * [Not a Valid Entry](#)

Check Instructions:

Type: Hard

Skip Instructions: Go back to C

Field

COMBCODE
BSECT08L1.BTABLEA.BROW.COMBCODE

Description: Combined codes

Form Pane Label: Combined codes

SAS Name:

Tag Name: S8A_CMB

Inherited Universe:

Universe: C = C

Universe Description: Purchase was combined with others

Help Screen: H_S8A

Question Text:  24-27 ? [F1]

What was combined with ^STR2?

- Enter all that apply, separate with commas.

<u>Item</u>	<u>Month</u>	<u>Amount</u>
(FURNDESC)	(FURNMO)	(FURNPURX)

Fills: STR2

Instructions:

- If ITEM = 1, fill "sofas"
- If ITEM = 2, fill "living room chairs"
- If ITEM = 3, fill "living room tables"
- If ITEM = 4, fill "ping-pong, pool tables or other recreation room items"
- If ITEM = 5, fill "other living room furniture, including desks or shelving"
- If ITEM = 6, fill "living room furniture combinations"
- If ITEM = 7, fill "dining room or kitchen furniture"
- If ITEM = 8, fill "mattresses or box springs"
- If ITEM = 9, fill "bedroom furniture"
- If ITEM = 10, fill "infants furniture"
- If ITEM = 11, fill "infants equipment"
- If ITEM = 12, fill "patio, porch, or outdoor furniture"
- If ITEM = 13, fill "barbeque grills or outdoor decorative items"
- If ITEM = 14, fill "office furniture for home"
- If ITEM = 15, fill "lamps, lighting fixtures, or ceiling fans"
- If ITEM = 16, fill "other decorative items"
- If ITEM = 17, fill "closet and storage items"
- If ITEM = 18, fill "travel items including luggage"
- If ITEM = 19, fill "stainless, silver, or other flatware"
- If ITEM = 20, fill "non-electric cookware"

- If ITEM = 21, fill "dishes, glasses, or serving pieces"
- If ITEM = 22, fill "bedroom linens"
- If ITEM = 23, fill "bathroom linens"
- If ITEM = 24, fill "kitchen, dining room, or other linens"
- If ITEM = 25, fill "slipcovers, pillows, or cushions"
- If ITEM = 26, fill "rugs"
- If ITEM = 27, fill "curtains or drapes"
- If ITEM = 28, fill "blinds, shades, or other window coverings"

Type: Set

Max Number of Values: 38

Length: 2

Answer List: TSec8aCCItems

Value:	Mnemonic:	Description:
1	Sofa	Sofas
2	Chairs	Living room chairs
3	Tables	Living room tables
4	RECITEMS	Ping-pong, pool tables or other similar recreation room items
5	OTHERFURN	Other living room, family, or recreation room furniture including desks, wall units, and shelving
6	COMBO	Living room furniture combinations
7	DININGKITCH	Dining room or kitchen furniture
8	MATTRESS	Mattresses or box springs
9	OTHERBED	Bedroom furniture other than mattresses or box springs
10	INFANTSFURN	Infants furniture
11	INFANTSEQ	Infants equipment
12	OUTDOORFURN	Patio, porch, or outdoor furniture
13	OUTDOOREQ	Barbeque grills or outdoor decorative items
14	OFFICE	Office furniture for home use
15	LIGHTING	Lamps, lighting fixtures, or ceiling fans
16	OTHERDEC	Other household decorative items
17	STORAGE	Closet and storage items
18	TRAVELITEMS	Travel items including luggage
19	FLATWARE	Stainless, silver or other flatware
20	NONELECCOOK	Non-electric cookware
21	DININGPCS	Dishes, glasses, or serving pieces
22	BEDLINENS	Bedroom linens
23	BATHLINENS	Bathroom linens
24	DININGKITLINENS	Kitchen, dining room, or other linens

25	SLIPORPILLOWS	Slipcovers, decorative pillows or cushions
26	RUGS	Rugs or other non-permanent floor coverings, including carpet squares
27	CURTAINS	Curtains or drapes
28	BLINDS	Blinds, shades or other window coverings
77	MISC	Misc. Combined (unable to specify/DK)

- Don't Know
- Refuse
- Empty

- On Input
- On Output

Store Instructions: For each item selected in COMBCODE, store the appropriate item code in FRNPRY1 - FRNPRY29. (The first entry in COMBCODE should be recoded and stored in FRNPRY1, the 2nd entry in FRNPRY2, and so forth.) Recode as follows:

- If COMBCODE = 1, store 100
- If COMBCODE = 2, store 101
- If COMBCODE = 3, store 102
- If COMBCODE = 4, store 104
- If COMBCODE = 5, store 107
- If COMBCODE = 6, store 106
- If COMBCODE = 7, store 110
- If COMBCODE = 8, store 120
- If COMBCODE = 9, store 121
- If COMBCODE = 10, store 130
- If COMBCODE = 11, store 131
- If COMBCODE = 12, store 140
- If COMBCODE = 13, store 141
- If COMBCODE = 14, store 150
- If COMBCODE = 15, store 171
- If COMBCODE = 16, store 173
- If COMBCODE = 17, store 180
- If COMBCODE = 18, store 181
- If COMBCODE = 19, store 192
- If COMBCODE = 20, store 196
- If COMBCODE = 21, store 199
- If COMBCODE = 22, store 200
- If COMBCODE = 23, store 201
- If COMBCODE = 24, store 206
- If COMBCODE = 25, store 205
- If COMBCODE = 26, store 212
- If COMBCODE = 27, store 214
- If COMBCODE = 28, store 215
- If COMBCODE = 77, store 900

Array:

Skip Instructions: IF [((ITEM = 1, 2, 3, 5, 7-10, 12, or 25-28) and (RT10.POPGRP = 7, 8, 07 or 08)) OR ((ITEM = 4, 11 or 18) and (RT10.POPGRP = 1, 2, 01 or 02)) OR (ITEM = 13 and (RT10.POPGRP = 9, 10 or 09)) OR ((ITEM = 15, 16, or 19-21) and (RT10.POPGRP = 3, 4, 03 or 04)) OR ((ITEM = 22-24) and (RT10.POPGRP = 15 or 16))] then goto FRASTORE

ELSE goto MORE

Instrument SAS Name: S8A_CMB

Destination Data Set: EFRA

Field

FRASTORE
BSECT08L1.BTABLEA.BROW.FRASTORE

Description: Where Purchased

Form Pane Label: Store

SAS Name: FRASTORE

Tag Name: FRASTORE

Inherited Universe:

Universe: ((ITEM = 1, 2, 3, 5, 7-10, 12, or 25-28) and (RT10.POPGRP = 7, 8, 07 or 08)) OR
((ITEM = 4, 11 or 18) and (RT10.POPGRP = 1, 2, 01 or 02)) OR (ITEM = 13 and
(RT10.POPGRP = 9, 10 or 09)) OR
((ITEM = 15, 16, or 19-21) and (RT10.POPGRP = 3, 4, 03 or 04)) OR ((ITEM =
22-24) and (RT10.POPGRP = 15 or 16))

Universe Description:

Question Text: What is the name of the business where this was purchased?

◆ Enter store, website, or company name

Type: String

Length: 45

Don't Know
 Refuse
 Empty

On Input
 On Output

Array:

Special Instructions: If UPPERCASE ENTRY contains ".COM" then set APBPURCH = 1 and "keep" and "Show"

Skip Instructions: ENTRY: IF uppercase entry = "GROUPON" or "GROUPON.COM" then
goto ERR_GROUPON
ELSEIF UPPERCASE ENTRY contains ".COM" then goto MORE
ELSE goto FRAPURCH

DK,RF: Goto MORE

Instrument SAS Name: FRASTORE

Destination Data Set: EFRA

Check

ERR_GROUPON
BSECT08L1.BTABLEA.BROW.ERR_GROUPON

Description: Groupon Check

Inherited Universe:

Universe: Uppercase entry in FRASTORE = "GROUPON" or "GROUPON.COM"

Universe Description:

Text: * ENTER THE STORE OR COMPANY THAT THE GROUPON IS FOR.

DO NOT ENTER "GROUPON"

Check Instructions:

Type: Soft

Skip Instructions: Suppress: IF UPPERCASE entry in FRASTORE contains ".COM"
then goto MORE
ELSE goto FRAPURCH

All others, go back to FRASTORE

FRAPURCH

Field

BSECT08L1.BTABLEA.BROW.FRAPURCH

Description: Purchased Online or in person

Form Pane Label: Online

SAS Name: FRAPURCH

Tag Name: FRAPURCH

Inherited Universe:

Universe: (FRASTORE = RESPONSE) AND
(UPPERCASE entry in FRASTORE does not contain ".COM")

Universe Description:

Question Text: Was this paid for -

Type: Enumerated

Length: 1

Answer List: Tonline

Value:	Mnemonic:	Description:
1	Online	Online?
2	InPerson	In person?
3	MailTel	By mail or telephone order?
4	Other	Other

- Don't Know
- Refuse
- Empty

- On Input
- On Output

Array:

Special Instructions: Answer list descriptions for options 1-3 should be bold black

Skip Instructions: 1,3,4,DK,RF: Goto MORE

2: Goto FRALOC

Instrument SAS Name: FRAPURCH

Destination Data Set: EFRA

FRALOC

Field

BSECT08L1.BTABLEA.BROW.FRALOC

Description: Purchase location - City

Form Pane Label: Location - City

SAS Name: FRALOC

Tag Name: FRALOC

Inherited Universe:

Universe: FRAPURCH = 2

Universe Description:

Question Text: In what city is ^FRASTORE_Fill located?

Fills: FRASTORE_Fill

Instructions: Fill entry in FRASTORE

Type: String

Length: 45

- Don't Know
- Refuse
- Empty

- On Input
- On Output

Array:

Skip Instructions: Goto FRALOCST

Instrument SAS Name: FRALOC

Destination Data Set: EFRA

Field

FRALOCST
BSECT08L1.BTABLEA.BROW.FRALOCST

Description: Purchase location - State

Form Pane Label: State

SAS Name: FRALOCST

Tag Name: FRALOCST

Inherited Universe:

Universe: FRAPURCH = 2

Universe Description:

Help Screen: H_DESTCODE

Question Text: ? [F1]

In what state is ^FRASTORE_Fill located?

✦ [Enter the two character state abbreviation](#)

Fills: FRASTORE_Fill

Instructions: Fill entry in FRASTORE

Type: String

Length: 2

Don't Know

Refuse

Empty

On Input

On Output

Array:

Special Instructions: Use answer type TState - STRING[2], display width 4

Skip Instructions: IF entry is not a valid state abbreviation then
goto CK_FRALOCST

ELSE goto MORE

Instrument SAS Name: FRALOCST

Destination Data Set: EFRA

Check

CK_FRALOCST
BSECT08L1.BTABLEA.BROW.CK_FRALOCST

Description: Not a valid state abbreviation

Inherited Universe:

Universe: (Entry in FRALOCST is not a valid state abbreviation) AND FRALOCST <> DK AND FRALOCST <> RF

Universe Description: State abbreviation entered is not valid

Text: * [Not a valid state abbreviation](#)

Check Instructions:

Type: Hard

Skip Instructions: Go back to FRALOCST

MORE

Field

BSECT08L1.BTABLEA.BROW.MORE

Description: Did you purchase any other

Form Pane Label: Any More

SAS Name:

Tag Name: ANYOTH8

Inherited Universe:

Universe: (ITEM <> 95) AND (ITEM <> 99) AND (ITEM <> 888) AND
(ITEM <> EMPTY)

Universe Description: All except 95, 99 and 888 and
((COMBCODE = ENTRY) OR (C = EMPTY))

Question Text: Did you purchase any other ^STR1?

Item Month Amount

(FURNDDESC) (FURNMO) (FURNPURX)

Fills: STR1

Instructions: If ITEM = 1, fill "sofas"

If ITEM = 2, fill "living room chairs"

If ITEM = 3, fill "living room tables"

If ITEM = 4, fill "ping-pong, pool tables or other similar recreation room items"

If ITEM = 5, fill "living room, family, or recreation room furniture including
desks, wall units, and shelving"

If ITEM = 6, fill "living room furniture combinations"

If ITEM = 7, fill "dining room or kitchen furniture"

If ITEM = 8, fill "mattresses or box springs"

If ITEM = 9, fill "bedroom furniture other than mattresses or box springs"

If ITEM = 10, fill "infants furniture"

If ITEM = 11, fill "infants equipment"

If ITEM = 12, fill "patio, porch or outdoor furniture"

If ITEM = 13, fill "barbeque grills or outdoor decorative items"

If ITEM = 14, fill "office furniture for home use"

If ITEM = 15, fill "lamps, lighting fixtures, or ceiling fans"

If ITEM = 16, fill "household decorative items"

If ITEM = 17, fill "closet and storage items"

If ITEM = 18, fill "travel items including luggage"

If ITEM = 19, fill "stainless, silver or other flatware"

If ITEM = 20, fill "non-electric cookware"

If ITEM = 21, fill "dishes, glasses, or serving pieces"

If ITEM = 22, fill "bedroom linens"
If ITEM = 23, fill "bathroom linens"
If ITEM = 24, fill "kitchen, dining room, or other linens"
If ITEM = 25, fill "slipcovers, decorative pillows or cushions"
If ITEM = 26, fill "rugs or other non-permanent floor coverings, including carpet squares"
If ITEM = 27, fill "curtains or drapes"
If ITEM = 28, fill "blinds, shades or other window coverings"

Type: Enumerated
Length: 1

Answer List: TYesNo

Value:	Mnemonic:	Description:
1	Yes	Yes
2	No	No

- Don't Know
- Refuse
- Empty

- On Input
- On Output

Store Instructions: 1. Set FRA_STAT and FRA_ORIG
IF MORE = 1, 2, DK or RF then
IF ERR_DUP was invoked and ITEM = 888,
then set FRA_ORIG = 3
ELSE set FRA_ORIG = 1

IF MONTH = current month then set FRA_STAT = 2
ELSE set FRA_STAT = 1

2. IF MORE = 1, 2 ,DK or RF then Set Item2Shadow = ITEM

Array:

Special Instructions: IF entry of 1 and row number ne 34, pre-fill ITEM, PREFILL and DESCRIPTION fields for the next row with the same information as the current row.

Skip Instructions: 1: IF ROW number = 34 then goto ERR_MAX
ELSE goto ITEM, next line of grid

2,DK,RF: IF ROW number = 34 then goto S8_END
ELSE goto ITEM, next line of grid

Instrument SAS Name: ANYOTH8

Destination Data Set: EFRA

Check

ERR_MAX
BSECT08L1.BTABLEA.BROW.ERR_MAX

Description: Max Number of Rows Reached

Inherited Universe:

Universe: Row Number = 34

Universe Description: Yes, there are more expenses, but there are no more empty rows in the grid

Text: ♦ [No more rows can be added](#)

Check Instructions:

Type: Hard

Skip Instructions: Go back to MORE

S8A_END

Field

BSECT08L1.BTABLEA.BROW.S8A_END

Description: End of Section 8A

Form Pane Label:

SAS Name:

Tag Name:

Inherited Universe:

Universe: (ITEM = 99) OR (grid is full)

Universe Description:

Question Text:

Type: Classification

Length: 0

- Don't Know
- Refuse
- Empty

- On Input
- On Output

Store Instructions: IF (ITEM = 99) OR (grid is full) then
set S8A_END = 'Yes'

Array:

Skip Instructions: Exit block and goto Section 8B - BlkSect08_Furniture

Field

FURNPURY
BSECT08L1.BTABLEA.BROW.FURNPURY

Description: 3 digit home furnishing code

Form Pane Label:

SAS Name: FURNPURY

Tag Name:

Inherited Universe:

Universe:

Universe Description:

Question Text:

Type: String

Length: 3

- Don't Know
- Refuse
- Empty

- On Input
- On Output

Array:

Special Instructions: NOTE: See ITEM for how to set this field

Valid Values: 100-102, 104, 106, 107, 110, 120, 121, 130,
131, 140, 141, 150, 171, 173, 180, 181, 192,
196, 199,
200, 201, 205, 206, 212, 214, 215

Instrument SAS Name: FURNPURY

Destination Data Set: EFRA

FRNPRY1

Field

BSECT08L1.BTABLEA.BROW.FRNPY1

Description: Combined expense - code

Form Pane Label:

SAS Name: FRNPRY1

Tag Name:

Inherited Universe:

Universe:

Universe Description:

Question Text:

Type: String

Length: 3

- Don't Know
- Refuse
- Empty

- On Input
- On Output

Array:

Special Instructions: NOTE: See COMBCODE for how to set this field

Valid Values: 100-102, 104, 106, 107, 110, 120, 121, 130,
131, 140, 141, 150, 171, 173, 180, 181, 192,
196, 199,
200, 201, 205, 206, 212, 214, 215, 900

Instrument SAS Name: FRNPRY1

Destination Data Set: EFRA

Field

FRNPRY2
BSECT08L1.BTABLEA.BROW.FRNPY2

Description:

Form Pane Label:

SAS Name: FRNPRY2

Tag Name:

Inherited Universe:

Universe:

Universe Description:

Question Text:

Type: String

Length: 3

- Don't Know
- Refuse
- Empty

- On Input
- On Output

Array:

Special Instructions: NOTE: See COMBCODE for how to set this field

Valid Values: 100-102, 104, 106, 107, 110, 120, 121, 130,
131, 140, 141, 150, 171, 173, 180, 181, 192,
196, 199,
200, 201, 205, 206, 212, 214, 215, 900

Instrument SAS Name: FRNPRY2

Destination Data Set: EFRA

FRNPRY3

Field

BSECT08L1.BTABLEA.BROW.FRNPY3

Description:

Form Pane Label:

SAS Name: FRNPRY3

Tag Name:

Inherited Universe:

Universe:

Universe Description:

Question Text:

Type: String

Length: 3

- Don't Know
- Refuse
- Empty

- On Input
- On Output

Array:

Special Instructions: NOTE: See COMBCODE for how to set this field

Valid Values: 100-102, 104, 106, 107, 110, 120, 121, 130,
131, 140, 141, 150, 171, 173, 180, 181, 192,
196, 199,
200, 201, 205, 206, 212, 214, 215, 900

Instrument SAS Name: FRNPRY3

Destination Data Set: EFRA

Field

FRNPRY4
BSECT08L1.BTABLEA.BROW.FRNPY4

Description:

Form Pane Label:

SAS Name: FRNPRY4

Tag Name:

Inherited Universe:

Universe:

Universe Description:

Question Text:

Type: String

Length: 3

- Don't Know
- Refuse
- Empty

- On Input
- On Output

Array:

Special Instructions: NOTE: See COMBCODE for how to set this field

Valid Values: 100-102, 104, 106, 107, 110, 120, 121, 130,
131, 140, 141, 150, 171, 173, 180, 181, 192,
196, 199,
200, 201, 205, 206, 212, 214, 215, 900

Instrument SAS Name: FRNPRY4

Destination Data Set: EFRA

FRNPRY5

Field

BSECT08L1.BTABLEA.BROW.FRNPY5

Description:

Form Pane Label:

SAS Name: FRNPRY5

Tag Name:

Inherited Universe:

Universe:

Universe Description:

Question Text:

Type: String

Length: 3

- Don't Know
- Refuse
- Empty

- On Input
- On Output

Array:

Special Instructions: NOTE: See COMBCODE for how to set this field

Valid Values: 100-102, 104, 106, 107, 110, 120, 121, 130,
131, 140, 141, 150, 171, 173, 180, 181, 192,
196, 199,
200, 201, 205, 206, 212, 214, 215, 900

Instrument SAS Name: FRNPRY5

Destination Data Set: EFRA

Field

FRNPRY6
BSECT08L1.BTABLEA.BROW.FRNPY6

Description:

Form Pane Label:

SAS Name: FRNPRY6

Tag Name:

Inherited Universe:

Universe:

Universe Description:

Question Text:

Type: String

Length: 3

Don't Know

Refuse

Empty

On Input

On Output

Array:

Special Instructions: NOTE: See COMBCODE for how to set this field

Valid Values: 100-102, 104, 106, 107, 110, 120, 121, 130,
131, 140, 141, 150, 171, 173, 180, 181, 192,
196, 199,
200, 201, 205, 206, 212, 214, 215, 900

Instrument SAS Name: FRNPRY6

Destination Data Set: EFRA

FRNPRY7

Field

BSECT08L1.BTABLEA.BROW.FRNPY7

Description:

Form Pane Label:

SAS Name: FRNPRY7

Tag Name:

Inherited Universe:

Universe:

Universe Description:

Question Text:

Type: String

Length: 3

- Don't Know
- Refuse
- Empty

- On Input
- On Output

Array:

Special Instructions: NOTE: See COMBCODE for how to set this field

Valid Values: 100-102, 104, 106, 107, 110, 120, 121, 130,
131, 140, 141, 150, 171, 173, 180, 181, 192,
196, 199,
200, 201, 205, 206, 212, 214, 215, 900

Instrument SAS Name: FRNPRY7

Destination Data Set: EFRA

Field

FRNPRY8
BSECT08L1.BTABLEA.BROW.FRNPY8

Description:

Form Pane Label:

SAS Name: FRNPRY8

Tag Name:

Inherited Universe:

Universe:

Universe Description:

Question Text:

Type: String

Length: 3

- Don't Know
- Refuse
- Empty

- On Input
- On Output

Array:

Special Instructions: NOTE: See COMBCODE for how to set this field

Valid Values: 100-102, 104, 106, 107, 110, 120, 121, 130,
131, 140, 141, 150, 171, 173, 180, 181, 192,
196, 199,
200, 201, 205, 206, 212, 214, 215, 900

Instrument SAS Name: FRNPRY8

Destination Data Set: EFRA

FRNPRY9

Field

BSECT08L1.BTABLEA.BROW.FRNPY9

Description:

Form Pane Label:

SAS Name: FRNPRY9

Tag Name:

Inherited Universe:

Universe:

Universe Description:

Question Text:

Type: String

Length: 3

- Don't Know
- Refuse
- Empty

- On Input
- On Output

Array:

Special Instructions: NOTE: See COMBCODE for how to set this field

Valid Values: 100-102, 104, 106, 107, 110, 120, 121, 130,
131, 140, 141, 150, 171, 173, 180, 181, 192,
196, 199,
200, 201, 205, 206, 212, 214, 215, 900

Instrument SAS Name: FRNPRY9

Destination Data Set: EFRA

Field

FRNPRY10
BSECT08L1.BTABLEA.BROW.FRNPY10

Description:

Form Pane Label:

SAS Name:

Tag Name:

Inherited Universe:

Universe:

Universe Description:

Question Text:

Type: String

Length: 3

- Don't Know
- Refuse
- Empty

- On Input
- On Output

Array:

Special Instructions: NOTE: See COMBCODE for how to set this field

Valid Values: 100-102, 104, 106, 107, 110, 120, 121, 130,
131, 140, 141, 150, 171, 173, 180, 181, 192,
196, 199,
200, 201, 205, 206, 212, 214, 215, 900

Instrument SAS Name: FRNPRY10

Destination Data Set: EFRA

FRNPRY11

Field

BSECT08L1.BTABLEA.BROW.FRNPY11

Description:

Form Pane Label:

SAS Name:

Tag Name:

Inherited Universe:

Universe:

Universe Description:

Question Text:

Type: String

Length: 3

- Don't Know
- Refuse
- Empty

- On Input
- On Output

Array:

Special Instructions: NOTE: See COMBCODE for how to set this field

Valid Values: 100-102, 104, 106, 107, 110, 120, 121, 130,
131, 140, 141, 150, 171, 173, 180, 181, 192,
196, 199,
200, 201, 205, 206, 212, 214, 215, 900

Instrument SAS Name: FRNPRY11

Destination Data Set: EFRA

Field

FRNPRY12
BSECT08L1.BTABLEA.BROW.FRNPY12

Description:

Form Pane Label:

SAS Name:

Tag Name:

Inherited Universe:

Universe:

Universe Description:

Question Text:

Type: String

Length: 3

- Don't Know
- Refuse
- Empty

- On Input
- On Output

Array:

Special Instructions: NOTE: See COMBCODE for how to set this field

Valid Values: 100-102, 104, 106, 107, 110, 120, 121, 130,
131, 140, 141, 150, 171, 173, 180, 181, 192,
196, 199,
200, 201, 205, 206, 212, 214, 215, 900

Instrument SAS Name: FRNPRY12

Destination Data Set: EFRA

FRNPRY13

Field

BSECT08L1.BTABLEA.BROW.FRNPY13

Description:

Form Pane Label:

SAS Name:

Tag Name:

Inherited Universe:

Universe:

Universe Description:

Question Text:

Type: String

Length: 3

- Don't Know
- Refuse
- Empty

- On Input
- On Output

Array:

Special Instructions: NOTE: See COMBCODE for how to set this field

Valid Values: 100-102, 104, 106, 107, 110, 120, 121, 130,
131, 140, 141, 150, 171, 173, 180, 181, 192,
196, 199,
200, 201, 205, 206, 212, 214, 215, 900

Instrument SAS Name: FRNPRY13

Destination Data Set: EFRA

Field

FRNPRY14
BSECT08L1.BTABLEA.BROW.FRNPY14

Description:

Form Pane Label:

SAS Name:

Tag Name:

Inherited Universe:

Universe:

Universe Description:

Question Text:

Type: String

Length: 3

- Don't Know
- Refuse
- Empty

- On Input
- On Output

Array:

Special Instructions: NOTE: See COMBCODE for how to set this field

Valid Values: 100-102, 104, 106, 107, 110, 120, 121, 130,
131, 140, 141, 150, 171, 173, 180, 181, 192,
196, 199,
200, 201, 205, 206, 212, 214, 215, 900

Instrument SAS Name: FRNPRY14

Destination Data Set: EFRA

FRNPRY15

Field

BSECT08L1.BTABLEA.BROW.FRNPRY15

Description:

Form Pane Label:

SAS Name:

Tag Name:

Inherited Universe:

Universe:

Universe Description:

Question Text:

Type: String

Length: 3

- Don't Know
- Refuse
- Empty

- On Input
- On Output

Array:

Special Instructions: NOTE: See COMBCODE for how to set this field

Valid Values: 100-102, 104, 106, 107, 110, 120, 121, 130,
131, 140, 141, 150, 171, 173, 180, 181, 192,
196, 199,
200, 201, 205, 206, 212, 214, 215, 900

Instrument SAS Name: FRNPRY15

Destination Data Set: EFRA

Field

FRNPRY16
BSECT08L1.BTABLEA.BROW.FRNPY16

Description:

Form Pane Label:

SAS Name:

Tag Name:

Inherited Universe:

Universe:

Universe Description:

Question Text:

Type: String

Length: 3

- Don't Know
- Refuse
- Empty

- On Input
- On Output

Array:

Special Instructions: NOTE: See COMBCODE for how to set this field

Valid Values: 100-102, 104, 106, 107, 110, 120, 121, 130,
131, 140, 141, 150, 171, 173, 180, 181, 192,
196, 199,
200, 201, 205, 206, 212, 214, 215, 900

Instrument SAS Name: FRNPRY16

Destination Data Set: EFRA

FRNPRY17

Field

BSECT08L1.BTABLEA.BROW.FRNPY17

Description:

Form Pane Label:

SAS Name:

Tag Name:

Inherited Universe:

Universe:

Universe Description:

Question Text:

Type: String

Length: 3

- Don't Know
- Refuse
- Empty

- On Input
- On Output

Array:

Special Instructions: NOTE: See COMBCODE for how to set this field

Valid Values: 100-102, 104, 106, 107, 110, 120, 121, 130,
131, 140, 141, 150, 171, 173, 180, 181, 192,
196, 199,
200, 201, 205, 206, 212, 214, 215, 900

Instrument SAS Name: FRNPRY17

Destination Data Set: EFRA

Field

FRNPRY18
BSECT08L1.BTABLEA.BROW.FRNPY18

Description:

Form Pane Label:

SAS Name:

Tag Name:

Inherited Universe:

Universe:

Universe Description:

Question Text:

Type: String

Length: 3

- Don't Know
- Refuse
- Empty

- On Input
- On Output

Array:

Special Instructions: NOTE: See COMBCODE for how to set this field

Valid Values: 100-102, 104, 106, 107, 110, 120, 121, 130,
131, 140, 141, 150, 171, 173, 180, 181, 192,
196, 199,
200, 201, 205, 206, 212, 214, 215, 900

Instrument SAS Name: FRNPRY18

Destination Data Set: EFRA

FRNPRY19

Field

BSECT08L1.BTABLEA.BROW.FRNPY19

Description:

Form Pane Label:

SAS Name:

Tag Name:

Inherited Universe:

Universe:

Universe Description:

Question Text:

Type: String

Length: 3

- Don't Know
- Refuse
- Empty

- On Input
- On Output

Array:

Special Instructions: NOTE: See COMBCODE for how to set this field

Valid Values: 100-102, 104, 106, 107, 110, 120, 121, 130,
131, 140, 141, 150, 171, 173, 180, 181, 192,
196, 199,
200, 201, 205, 206, 212, 214, 215, 900

Instrument SAS Name: FRNPRY19

Destination Data Set: EFRA

Field

FRNPRY20
BSECT08L1.BTABLEA.BROW.FRNPY20

Description:

Form Pane Label:

SAS Name:

Tag Name:

Inherited Universe:

Universe:

Universe Description:

Question Text:

Type: String
Length: 3

- Don't Know
- Refuse
- Empty

- On Input
- On Output

Array:

Special Instructions: NOTE: See COMBCODE for how to set this field

Valid Values: 100-102, 104, 106, 107, 110, 120, 121, 130,
131, 140, 141, 150, 171, 173, 180, 181, 192,
196, 199,
200, 201, 205, 206, 212, 214, 215, 900

Instrument SAS Name: FRNPRY20

Destination Data Set: EFRA

FRNPRY21

Field

BSECT08L1.BTABLEA.BROW.FRNPY21

Description:

Form Pane Label:

SAS Name:

Tag Name:

Inherited Universe:

Universe:

Universe Description:

Question Text:

Type: String

Length: 3

- Don't Know
- Refuse
- Empty

- On Input
- On Output

Array:

Special Instructions: NOTE: See COMBCODE for how to set this field

Valid Values: 100-102, 104, 106, 107, 110, 120, 121, 130,
131, 140, 141, 150, 171, 173, 180, 181, 192,
196, 199,
200, 201, 205, 206, 212, 214, 215, 900

Instrument SAS Name: FRNPRY21

Destination Data Set: EFRA

Field

FRNPRY22
BSECT08L1.BTABLEA.BROW.FRNPY22

Description:

Form Pane Label:

SAS Name:

Tag Name:

Inherited Universe:

Universe:

Universe Description:

Question Text:

Type: String

Length: 3

- Don't Know
- Refuse
- Empty

- On Input
- On Output

Array:

Special Instructions: NOTE: See COMBCODE for how to set this field

Valid Values: 100-102, 104, 106, 107, 110, 120, 121, 130,
131, 140, 141, 150, 171, 173, 180, 181, 192,
196, 199,
200, 201, 205, 206, 212, 214, 215, 900

Instrument SAS Name: FRNPRY22

Destination Data Set: EFRA

FRNPRY23

Field

BSECT08L1.BTABLEA.BROW.FRNPY23

Description:

Form Pane Label:

SAS Name:

Tag Name:

Inherited Universe:

Universe:

Universe Description:

Question Text:

Type: String

Length: 3

- Don't Know
- Refuse
- Empty

- On Input
- On Output

Array:

Special Instructions: NOTE: See COMBCODE for how to set this field

Valid Values: 100-102, 104, 106, 107, 110, 120, 121, 130,
131, 140, 141, 150, 171, 173, 180, 181, 192,
196, 199,
200, 201, 205, 206, 212, 214, 215, 900

Instrument SAS Name: FRNPRY23

Destination Data Set: EFRA

Field

FRNPRY24
BSECT08L1.BTABLEA.BROW.FRNPY24

Description:

Form Pane Label:

SAS Name:

Tag Name:

Inherited Universe:

Universe:

Universe Description:

Question Text:

Type: String

Length: 3

- Don't Know
- Refuse
- Empty

- On Input
- On Output

Array:

Special Instructions: NOTE: See COMBCODE for how to set this field

Valid Values: 100-102, 104, 106, 107, 110, 120, 121, 130,
131, 140, 141, 150, 171, 173, 180, 181, 192,
196, 199,
200, 201, 205, 206, 212, 214, 215, 900

Instrument SAS Name: FRNPRY24

Destination Data Set: EFRA

FRNPRY25

Field

BSECT08L1.BTABLEA.BROW.FRNPY25

Description:

Form Pane Label:

SAS Name:

Tag Name:

Inherited Universe:

Universe:

Universe Description:

Question Text:

Type: String

Length: 3

- Don't Know
- Refuse
- Empty

- On Input
- On Output

Array:

Special Instructions: NOTE: See COMBCODE for how to set this field

Valid Values: 100-102, 104, 106, 107, 110, 120, 121, 130,
131, 140, 141, 150, 171, 173, 180, 181, 192,
196, 199,
200, 201, 205, 206, 212, 214, 215, 900

Instrument SAS Name: FRNPRY25

Destination Data Set: EFRA

Field

FRNPRY26
BSECT08L1.BTABLEA.BROW.FRNPY26

Description:

Form Pane Label:

SAS Name:

Tag Name:

Inherited Universe:

Universe:

Universe Description:

Question Text:

Type: String
Length: 3

- Don't Know
- Refuse
- Empty

- On Input
- On Output

Array:

Special Instructions: NOTE: See COMBCODE for how to set this field

Valid Values: 100-102, 104, 106, 107, 110, 120, 121, 130,
131, 140, 141, 150, 171, 173, 180, 181, 192,
196, 199,
200, 201, 205, 206, 212, 214, 215, 900

Instrument SAS Name: FRNPRY26

Destination Data Set: EFRA

FRNPRY27

Field

BSECT08L1.BTABLEA.BROW.FRNPY27

Description:

Form Pane Label:

SAS Name:

Tag Name:

Inherited Universe:

Universe:

Universe Description:

Question Text:

Type: String

Length: 3

- Don't Know
- Refuse
- Empty

- On Input
- On Output

Array:

Special Instructions: NOTE: See COMBCODE for how to set this field

Valid Values: 100-102, 104, 106, 107, 110, 120, 121, 130,
131, 140, 141, 150, 171, 173, 180, 181, 192,
196, 199,
200, 201, 205, 206, 212, 214, 215, 900

Instrument SAS Name: FRNPRY27

Destination Data Set: EFRA

Field

FRNPRY28
BSECT08L1.BTABLEA.BROW.FRNPY28

Description:

Form Pane Label:

SAS Name:

Tag Name:

Inherited Universe:

Universe:

Universe Description:

Question Text:

Type: String

Length: 3

- Don't Know
- Refuse
- Empty

- On Input
- On Output

Array:

Special Instructions: NOTE: See COMBCODE for how to set this field

Valid Values: 100-102, 104, 106, 107, 110, 120, 121, 130,
131, 140, 141, 150, 171, 173, 180, 181, 192,
196, 199,
200, 201, 205, 206, 212, 214, 215, 900

Instrument SAS Name: FRNPRY28

Destination Data Set: EFRA

FRNPRY29

Field

BSECT08L1.BTABLEA.BROW.FRNPY29

Description:

Form Pane Label:

SAS Name:

Tag Name:

Inherited Universe:

Universe:

Universe Description:

Question Text:

Type: String

Length: 3

- Don't Know
- Refuse
- Empty

- On Input
- On Output

Array:

Special Instructions: NOTE: See COMBCODE for how to set this field

Valid Values: 100-102, 104, 106, 107, 110, 120, 121, 130,
131, 140, 141, 150, 171, 173, 180, 181, 192,
196, 199,
200, 201, 205, 206, 212, 214, 215, 900

Instrument SAS Name: FRNPRY29

Destination Data Set: EFRA

Field

FURN_URX
BSECT08L1.BTABLEA.BROW.FURN_URX

Description: Range edit flag for FURNPURX

Form Pane Label:

SAS Name: FURN_URX

Tag Name:

Inherited Universe:

Universe:

Universe Description:

Question Text:

Type: String

Length: 2

- Don't Know
- Refuse
- Empty

- On Input
- On Output

Array:

Special Instructions: NOTE: See ERR1_AMOUNT for how to set this field

Valid Values: A1 = Range edit failed
(ERR1 check was suppressed)

Blank = Range edit passed

Instrument SAS Name: FURN_URX

Destination Data Set: EFRA

FRA_STAT

Field

BSECT08L1.BTABLEA.BROW.FRA_STAT

Description: Record status

Form Pane Label:

SAS Name: REC_STAT

Tag Name:

Inherited Universe:

Universe:

Universe Description:

Question Text:

Type: String

Length: 1

- Don't Know
- Refuse
- Empty

- On Input
- On Output

Array:

Special Instructions: Note: See MORE for how to set this field

Valid Values: 1 = Active record (set in instrument)
2 = Current Month record (set in instrument)
3 = Inactive record (set in processing)

Instrument SAS Name: FRA_STAT

Destination Data Set: EFRA

Field

FRA_ORIG
BSECT08L1.BTABLEA.BROW.FRA_ORIG

Description: Record origin

Form Pane Label:

SAS Name: REC_ORIG

Tag Name:

Inherited Universe:

Universe:

Universe Description:

Question Text:

Type: String

Length: 1

- Don't Know
- Refuse
- Empty

- On Input
- On Output

Array:

Special Instructions: NOTE: See MORE for how to set this field

Valid Values: 1 = Data from current interview
(set in instrument)
2 = Data reported in previous quarter
(set in processing)
3 = Duplicate record (set in instrument)

Instrument SAS Name: FRA_ORIG

Destination Data Set: EFRA

BLKSECT08_FURNITURE

BLKSECT08_FURNITURE

Block

Description: Rental, Leasing or Repair of Furniture

Tab Name:

Fly Over Name:

Universe Type: If

Inherited Universe:

Universe:

Universe Description:

Array:

Block Instructions: 1. Section Label: Section 8, Part B - Rental, Leasing, or\
Repair of Furniture

Field

FURNRNTL
BLKSECT08_FURNITURE.FURNRNTL

Description: Have you rented or leased any furniture?

Form Pane Label: Rent/Lease furniture

SAS Name: FURNRNTL

Tag Name: FURNRNTL

Inherited Universe:

Universe:

Universe Description: ALL

Question Text: Since the first of ^REF_MONTH not including this month, have ^YOU_ANYMEM rented or leased any furniture?

Fills: REF_MONTH

Instructions: Set REF_MONTH = 3 months before the interview.

Calculated by taking the INTPER from record type 10 to come up with the base month to start from.

Fills: YOU_ANYMEM

Instructions: IF NUMHOUSE = 1 then fill "you"

ELSE fill "you or any members of your household"

Type: Enumerated

Length: 1

Answer List: TYesNo

Value:	Mnemonic:	Description:
1	Yes	Yes
2	No	No

- Don't Know
- Refuse
- Empty

- On Input
- On Output

Array:

Skip Instructions: 1: Goto FURNRNTX

2,DK,RF: Goto REPFURN

Instrument SAS Name: FURNRNTL

Destination Data Set: EFRB

Field

FURNRNTX
BLKSECT08_FURNITURE.FURNRNTX

Description: What was the total expense?

Form Pane Label: \$ for Rent/lease furniture

SAS Name: FURNRNTX

Tag Name: FURNRNTX

Inherited Universe:

Universe: FURNRNTL = 1

Universe Description: Yes, rented or leased furniture

Question Text: Since the first of ^REF_MONTH not including this month -

What was the total expense?

Fills: REF_MONTH

Instructions: Set REF_MONTH = 3 months before the interview.

Calculated by taking the INTPER from record type 10 to come up with the base month to start from.

Type: Integer

Length: 6

Min: 1

Max: 99999

Don't Know

Refuse

Empty

On Input

On Output

Store Instructions: IF FURNRNTX = 5-1340, DK or RF then
set FURN_NTX = EMPTY

Array:

Special Instructions: Display a \$ and comma in the entry field

Skip Instructions: 1-99999: IF FURNRNTX lt 5 or gt 1340 then goto ERR1_FURNRNTX
ELSE goto REPFURN

DK,RF: Goto REPFURN

Instrument SAS Name: FURNRNTX

Destination Data Set: EFRB

Check

ERR1_FURNRNTX
BLKSECT08_FURNITURE.ERR1_FURNRNTX

Description: Out of Range Check

Inherited Universe:

Universe: (FURNRNTX lt 5 or gt 1340) AND FURNRNTX <> DK AND
FURNRNTX <> RF

Universe Description:

Text: * VALUE ENTERED IS UNUSUALLY HIGH OR LOW

PLEASE VERIFY AND IF CORRECT, ENTER ITEM LEVEL NOTE

Check Instructions: IF suppressed then set FURN_NTX = A1

Type: Soft

Skip Instructions: Suppress: Goto REPFURN

All others, go back to FURNRNTX

REFFURN

Field

BLKSECT08_FURNITURE.REPFURN

Description: Expenses for repairs in the reference month

Form Pane Label: Furniture Repair

SAS Name: REPFURN

Tag Name: REPFURN

Inherited Universe:

Universe: ALL

Universe Description:

Question Text: Since the first of ^REF_MONTH not including this month, have ^YOU_ANYMEM had any expenses for repairing, refinishing or reupholstering furniture, including the cost for fabric?

Fills: REF_MONTH

Instructions: Set REF_MONTH = 3 months before the interview.

Calculated by taking the INTPER from record type 10 to come up with the base month to start from.

Fills: YOU_ANYMEM

Instructions: IF NUMHOUSE = 1 then fill "you"

ELSE fill "you or any members of your household"

Type: Enumerated

Length: 1

Answer List: TYesNo

Value:	Mnemonic:	Description:
1	Yes	Yes
2	No	No

- Don't Know
- Refuse
- Empty

- On Input
- On Output

Array:

Skip Instructions: 1: Goto REPFURNX

2,DK,RF: Goto S8B_END

Instrument SAS Name: REPFURN

Destination Data Set: EFRB

REPFURNX

Field

BLKSECT08_FURNITURE.REPFURNX

Description: Total cost of furniture repairs.

Form Pane Label: \$ for furniture repair

SAS Name: REPFURNX

Tag Name: REPFURNX

Inherited Universe:

Universe: REPFURN = 1

Universe Description: Yes, had expenses for repairing, refinishing or reupholstering furniture

Question Text: Since the first of ^REF_MONTH not including this month -

What was the total expense?

Fills: REF_MONTH

Instructions: Set REF_MONTH = 3 months before the interview.

Calculated by taking the INTPER from record type 10 to come up with the base month to start from.

Type: Integer

Length: 7

Min: 1

Max: 999999

Don't Know

Refuse

Empty

On Input

On Output

Store Instructions: IF REPFURNX = 5-1900, DK or RF then
set REPF_RNX = EMPTY

Array:

Special Instructions: Display a \$ and comma in the entry field

Skip Instructions: 1-999999: IF REPFURNX lt 5 or gt 1900 then
goto ERR1_REPFURNX

```
ELSEIF RT10.POPGRP = 1, 2, 01 or 02 then  
  goto REPSTORE  
ELSE goto S8B_END
```

```
DK,RF: IF RT10.POPGRP = 1, 2, 01 or 02 then goto REPSTORE  
      ELSE goto S8B_END
```

Instrument SAS Name: REPFURNX

Destination Data Set: EFRB

ERR1_REPFURNX
BLKSECT08_FURNITURE.ERR1_REPFURNX

Check

Description: Out of Range Check

Inherited Universe:

Universe: (REPFURNX lt 5 or gt 1900) AND REPFURNX <> DK AND
REPFURNX <> RF

Universe Description:

Text: * VALUE ENTERED IS UNUSUALLY HIGH OR LOW

PLEASE VERIFY AND IF CORRECT, ENTER ITEM LEVEL NOTE

Check Instructions: IF suppressed then set REPF_RNX = A1

Type: Soft

Skip Instructions: Suppress: IF RT10.POPGRP = 1, 2, 01, or 02 then
goto REPSTORE
ELSE goto S8B_END

All others, go back to REPFURNX

Field

REPSTORE
BLKSECT08_FURNITURE.REPSTORE

Description: Where Purchased

Form Pane Label: Store

SAS Name: REPSTORE

Tag Name: REPSTORE

Inherited Universe:

Universe: (RT10.POPGRP = 1, 2, 01 or 02) AND
(REPFURNX = 1-999999, DK or RF)

Universe Description: HH had expenses for repairing, refinishing or reupholstering furniture and case was selected for pop group 1 or 2

Question Text: What is the name of the business that repaired, refinished, or reupholstered the furniture?

✦ [Enter store, website, or company name](#)

Type: String

Length: 45

Don't Know

Refuse

Empty

On Input

On Output

Array:

Special Instructions: IF UPPERCASE ENTRY contains ".COM" then set REPPURCH = 1 and "keep" and "show"

Skip Instructions: IF uppercase entry = "GROUPON" or "GROUPON.COM" then
goto ERR_GROUPON

ELSEIF UPPERCASE ENTRY contains ".COM" then goto S8B_END

ELSEIF ENTRY = DK or RF then goto S8B_END

ELSE goto REPPURCH

Instrument SAS Name: REPSTORE

Destination Data Set: EFRB

Check

ERR_GROUPON
BLKSECT08_FURNITURE.ERR_GROUPON

Description: Groupon Check

Inherited Universe:

Universe: Uppercase entry in REPSTORE = "GROUPON" or "GROUPON.COM"

Universe Description:

Text: * ENTER THE STORE OR COMPANY THAT THE GROUPON IS FOR.

DO NOT ENTER "GROUPON"

Check Instructions:

Type: Soft

Skip Instructions: Suppress: IF UPPERCASE entry in REPSTORE contains ".COM"
then goto S8B_END
ELSE goto REPPURCH

All others, go back to REPSTORE

REPPURCH

Field

BLKSECT08_FURNITURE.REPPURCH

Description: Purchased Online or in person

Form Pane Label: Online

SAS Name: REPPURCH

Tag Name: REPPURCH

Inherited Universe:

Universe: REPSTORE = RESPONSE AND
(UPPERCASE entry in REPSTORE does NOT contain ".COM")

Universe Description: REPSTORE is not DK, RF or .COM

Question Text: Was this service paid for -

Type: Enumerated

Length: 1

Answer List: Tonline

Value:	Mnemonic:	Description:
1	Online	Online?
2	InPerson	In person?
3	MailTel	By mail or telephone order?
4	Other	Other

- Don't Know
- Refuse
- Empty

- On Input
- On Output

Array:

Special Instructions: Answer list descriptions for options 1-3 should be bold black

Skip Instructions: 1,3,4,DK,RF: Goto S8B_END

2: Goto REPLOC

Instrument SAS Name: REPPURCH

Destination Data Set: EFRB

REPLOC

Field

BLKSECT08_FURNITURE.REPLOC

Description: Purchase location- City

Form Pane Label: Location - City

SAS Name: REPLOC

Tag Name: REPLOC

Inherited Universe:

Universe: REPPURCH = 2

Universe Description:

Question Text: In what city is ^REPSTORE_fill located?

Fills: REPSTORE_fill

Instructions: Fill entry in REPSTORE

Type: String

Length: 45

- Don't Know
- Refuse
- Empty

- On Input
- On Output

Array:

Skip Instructions: Goto REPLOCST

Instrument SAS Name: REPLOC

Destination Data Set: EFRB

Field

REPLOCST
BLKSECT08_FURNITURE.REPLOCST

Description: Purchase location - State

Form Pane Label: State

SAS Name: REPLOCST

Tag Name: REPLOCST

Inherited Universe:

Universe: REPPURCH = 2

Universe Description:

Help Screen: H_DESTCODE

Question Text: ? [F1]

In what state is ^REPSTORE_fill located?

✦ [Enter the two character state abbreviation](#)

Fills: REPSTORE_fill

Instructions: Fill entry in REPSTORE

Type: String

Length: 2

Don't Know
 Refuse
 Empty

On Input
 On Output

Array:

Special Instructions: Use answer type TState - STRING[2], display width 4

Skip Instructions: IF entry is not a valid state abbreviation then
goto CK_REPLOCST

ELSE goto S8B_END

Instrument SAS Name: REPLOCST

Destination Data Set: EFRB

Check

CK_REPLOCST
BLKSECT08_FURNITURE.CK_REPLOCST

Description: Not a valid state abbreviation

Inherited Universe:

Universe: (Entry in REPLOCST is not a valid state abbreviation) AND REPLOCST <> DK AND REPLOCST <> RF

Universe Description: State abbreviation entered is not valid

Text: * [Not a valid state abbreviation](#)

Check Instructions:

Type: Hard

Skip Instructions: Go back to REPLOCST

S8B_END

Field

BLKSECT08_FURNITURE.S8B_END

Description: End of Section 8B

Form Pane Label:

SAS Name:

Tag Name:

Inherited Universe:

Universe: (REPFURN = 2, DK or RF) OR (REPFURNX = 1-999999, DK or RF)

Universe Description:

Question Text:

Type: Classification

Length: 0

- Don't Know
- Refuse
- Empty

- On Input
- On Output

Store Instructions: 1. IF (REPFURN = 2, DK or RF) OR
(REPFURNX = 1-999999, DK or RF) then
Set FRB_ORIG = 1
Set FRB_STAT = 1

2. IF (REPFURN = 2, DK or RF) OR (REPFURNX <> EMPTY) then
set S8B_END = 'Yes'

Array:

Skip Instructions: Exit block and goto S8_Sectcomp

Field

FURN_NTX
BLKSECT08_FURNITURE.FURN_NTX

Description: Range edit flag for FURNRNTX

Form Pane Label:

SAS Name: FURN_NTX

Tag Name:

Inherited Universe:

Universe:

Universe Description:

Question Text:

Type: String

Length: 2

- Don't Know
- Refuse
- Empty

- On Input
- On Output

Array:

Special Instructions: NOTE: See ERR1_FURNRNTX for how to set this field

Valid Values: A1 = Range edit failed
(ERR1 check was suppressed)

Blank = Range edit passed

Instrument SAS Name: FURN_NTX

Destination Data Set: EFRB

REPF_RNX

Field

BLKSECT08_FURNITURE.REPF_RNX

Description: Range edit flag for REPFURNX

Form Pane Label:

SAS Name: REPF_RNX

Tag Name:

Inherited Universe:

Universe:

Universe Description:

Question Text:

Type: String

Length: 2

- Don't Know
- Refuse
- Empty

- On Input
- On Output

Array:

Special Instructions: NOTE: See ERR1_REPFURNX for how to set this field

Valid Values: A1 = Range edit failed
(ERR1 check was suppressed)

Blank = Range edit passed

Instrument SAS Name: REPF_RNX

Destination Data Set: EFRB

Field

FRB_STAT
BLKSECT08_FURNITURE.FR_B_STAT

Description: Record status

Form Pane Label:

SAS Name: REC_STAT

Tag Name:

Inherited Universe:

Universe:

Universe Description:

Question Text:

Type: String

Length: 1

- Don't Know
- Refuse
- Empty

- On Input
- On Output

Array:

Special Instructions: NOTE: See S8B_END for how to set this field

Valid Value: 1 = Active record

Instrument SAS Name: FRB_STAT

Destination Data Set: EFRB

FRB_ORIG

Field

BLKSECT08_FURNITURE.FRB_ORIG

Description: Record origin

Form Pane Label:

SAS Name: REC_ORIG

Tag Name:

Inherited Universe:

Universe:

Universe Description:

Question Text:

Type: String

Length: 1

- Don't Know
- Refuse
- Empty

- On Input
- On Output

Array:

Special Instructions: NOTE: See S8B_END for how to set this field

Valid Value: 1 = Data from current month interview

Instrument SAS Name: FRB_ORIG

Destination Data Set: EFRB

Field

LP8A_Flag
LP8A_Flag

Description: Section 8A Extended Recall Flag

Form Pane Label:

SAS Name:

Tag Name:

Inherited Universe:

Universe: S8A_END = 'Yes'

Universe Description:

Question Text:

Type: Enumerated

Length: 1

Answer List: TYesNo

Value:	Mnemonic:	Description:
1	Yes	Yes
2	No	No

- Don't Know
- Refuse
- Empty

- On Input
- On Output

Store Instructions: FOR I: = 1-28
LP8A_Flag[I] = 2
ENDDO

```
FOR I:= 1 TO 34 DO
  IF BSect8.BSect08L1.BtableA.Brow[I].Item = 1 THEN
    LP8A_Flag[1] := 1
  ELSEIF BSect8.BSect08L1.BtableA.Brow[I].Item = 2 THEN
    LP8A_Flag[2] := 1
  ELSEIF BSect8.BSect08L1.BtableA.Brow[I].Item = 3 THEN
    LP8A_Flag[3] := 1
  ELSEIF BSect8.BSect08L1.BtableA.Brow[I].Item = 4 THEN
    LP8A_Flag[4] := 1
```

```
ELSEIF BSect8.BSect08L1.BtableA.Brow[I].Item = 5 THEN
  LP8A_Flag[5] := 1
ELSEIF BSect8.BSect08L1.BtableA.Brow[I].Item = 6 THEN
  LP8A_Flag[6] := 1
ELSEIF BSect8.BSect08L1.BtableA.Brow[I].Item = 7 THEN
  LP8A_Flag[7] := 1
ELSEIF BSect8.BSect08L1.BtableA.Brow[I].Item = 8 THEN
  LP8A_Flag[8] := Yes
ELSEIF BSect8.BSect08L1.BtableA.Brow[I].Item = 9 THEN
  LP8A_Flag[9] := 1
ELSEIF BSect8.BSect08L1.BtableA.Brow[I].Item = 10 THEN
  LP8A_Flag[10] := 1
ELSEIF BSect8.BSect08L1.BtableA.Brow[I].Item = 11 THEN
  LP8A_Flag[11] := 1
ELSEIF BSect8.BSect08L1.BtableA.Brow[I].Item = 12 THEN
  LP8A_Flag[12] := 1
ELSEIF BSect8.BSect08L1.BtableA.Brow[I].Item = 13 THEN
  LP8A_Flag[13] := 1
ELSEIF BSect8.BSect08L1.BtableA.Brow[I].Item = 15 THEN
  LP8A_Flag[15] := 1
ELSEIF BSect8.BSect08L1.BtableA.Brow[I].Item = 16 THEN
  LP8A_Flag[16] := 1
ELSEIF BSect8.BSect08L1.BtableA.Brow[I].Item = 18 THEN
  LP8A_Flag[18] := 1
ELSEIF BSect8.BSect08L1.BtableA.Brow[I].Item = 19 THEN
  LP8A_Flag[19] := 1
ELSEIF BSect8.BSect08L1.BtableA.Brow[I].Item = 20 THEN
  LP8A_Flag[20] := 1
ELSEIF BSect8.BSect08L1.BtableA.Brow[I].Item = 21 THEN
  LP8A_Flag[21] := 1
ELSEIF BSect8.BSect08L1.BtableA.Brow[I].Item = 22 THEN
  LP8A_Flag[22] := 1
ELSEIF BSect8.BSect08L1.BtableA.Brow[I].Item = 23 THEN
  LP8A_Flag[23] := 1
ELSEIF BSect8.BSect08L1.BtableA.Brow[I].Item = 24 THEN
  LP8A_Flag[24] := 1
ELSEIF BSect8.BSect08L1.BtableA.Brow[I].Item = 25 THEN
  LP8A_Flag[25] := 1
ELSEIF BSect8.BSect08L1.BtableA.Brow[I].Item = 26 THEN
  LP8A_Flag[26] := 1
ELSEIF BSect8.BSect08L1.BtableA.Brow[I].Item = 27 THEN
  LP8A_Flag[27] := 1
ELSEIF BSect8.BSect08L1.BtableA.Brow[I].Item = 28 THEN
  LP8A_Flag[28] := 1
```

END DO

Array:

Number of Elements: 28

Instrument SAS Name: LP8A_Flag

S8_SectComp

S8_SectComp

Field

Description: End of Section 8

Form Pane Label:

SAS Name:

Tag Name:

Inherited Universe:

Universe:

Universe Description: All

Question Text:

Type: Classification

Length: 0

Don't Know

Refuse

Empty

On Input

On Output

Store Instructions: Set section complete flag

IF S8A_END = 'Yes' AND S8B_END = 'Yes' then

set SECTCOMP[8] = 'Yes'

ELSE set SECTCOMP[8] = 'No'

Array:

Skip Instructions: Exit block and goto section 9 - BSECT09

Block

BSECT9
BSECT9

Description: Rented and Leased Vehicles

Tab Name: 9

Fly Over Name: S9 - Leased vehicles

Universe Type: If

Inherited Universe:

Universe: (BFront.START <> 3-5) AND BCeintro.CE_INTRO = 1

Universe Description: All (Intnmbr 1-4)

Array:

Block Instructions:

S9_INTRO

S9_INTRO

Field

Description:

Form Pane Label: Introduction

SAS Name:

Tag Name: S9_INTRO

Inherited Universe:

Universe: INTNMBR = 1-4

Universe Description:

Question Text: Now I am going to ask about expenses for vehicle rentals and leases.

Vehicle number Vehicle year Vehicle make/model Business
(LSDNUM) (MODELYR) (MKMD_SCR) (ANYBUSIN)

Type: Enumerated

Length: 1

Answer List: TContinue

Value:	Mnemonic:	Description:
1	Continue	Enter 1 to Continue

- Don't Know
- Refuse
- Empty

- On Input
- On Output

Array:

- Special Instructions:**
1. Display pre-chart for INTNMBR 2-4 if there were previously reported vehicles.
 2. Display but gray out (instead of blue text) previously disposed of vehicles (8500.LSD_STAT = 3).

Skip Instructions: Goto RLV_ITEM in BSect9L1 Block

Instrument SAS Name: S9_INTRO

Destination Data Set: ELSD

BSECT9L1

BSECT9L1

Block

Description: Rented Vehicles

Tab Name:

Fly Over Name:

Universe Type: If

Inherited Universe:

Universe: S9_INTRO = 1

Universe Description:

Array:

Block Instructions: 1. Max # of table rows: 10

2. Section Label: Section 9 - Rented Vehicles

Block

BTABLEA
BSECT9L1.BTABLEA

Description:

Tab Name:
Fly Over Name:
Universe Type: lf

Inherited Universe:

Universe:

Universe Description:

Array:

Block Instructions:

BROW

Block

BSECT9L1.BTABLEA.BROW

Description:

Tab Name:

Fly Over Name:

Universe Type: While

Inherited Universe:

Universe: (ITEM(previous row) <> 99) AND (ROW # < 11)

Universe Description:

Array:

Block Instructions:

Field

ITEM
BSECT9L1.BTABLEA.BROW.ITEM

Description: Vehicle rentals

Form Pane Label: Rented vehicle

SAS Name:

Tag Name: RLV_ITEM

Inherited Universe:

Universe:

Universe Description:

Help Screen: H_S9

Question Text:  31 ? [F1]

SCREEN 1 -----

Since the first of ^REF_MONTH, have ^YOU_ANYMEM rented any automobiles, trucks, vans, minivans, or SUVs, which were not used entirely for business?
Do not include leased vehicles.

SCREEN 2 -----

Since the first of ^REF_MONTH, have ^YOU_ANYMEM rented any other types of vehicles which were not used entirely for business?

◆ IF YES -

Did you rent any -

Fills: REF_MONTH

Instructions: Set REF_MONTH = 3 months before the interview.

Calculated by taking the INTPER from record type 10 to come up with the base month to start from.

Fills: YOU_ANYMEM

Instructions: IF NUMHOUSE = 1 then fill "you"

ELSE fill "you or any members of your household"

Type: Enumerated

Length: 3

Answer List: TSec10altems

Value:	Mnemonic:	Description:
1	Automobile	Automobiles, trucks, minivans, vans, or SUVs'
2	MotorHome	Motor homes
3	Campers	Campers, including those attached to trucks
4	Motorcycle	Motorcycles, motor scooters, or mopeds (motorized bicycles)
5	Boat_motor	Boats, with a motor
6	Boat_NoMotor	Boats, without a motor
7	OtherTrailer	Trailers other than a camper type, such as for a boat or cycle
8	Aircraft	Private aircraft
9	OtherVehicle	Other vehicles
95	NoMore95	Continue list
99	NoMore99	None/No more entries
888	Delete line	Delete the line

- Don't Know
- Refuse
- Empty

- On Input
- On Output

Store Instructions: Set RENTCODE as follows:

- IF ITEM = 1, store 105 in RENTCODE
- IF ITEM = 2, store 120 in RENTCODE
- IF ITEM = 3, store 135 in RENTCODE
- IF ITEM = 4, store 150 in RENTCODE
- IF ITEM = 5, store 160 in RENTCODE
- IF ITEM = 6, store 170 in RENTCODE
- IF ITEM = 7, store 180 in RENTCODE
- IF ITEM = 8, store 190 in RENTCODE
- IF ITEM = 9, store 200 in RENTCODE

Array:

- Special Instructions:**
1. Answer list options should be in bold black except 95, 99 and 888, they should be in regular black.
(Once an answer list option is selected, the answer list description color should be changed to regular blue.)
 2. Pre-fill and gray the PREFILL field with the following descriptions:
 - If ITEM = 1, pre-fill "Autos, trucks, vans, minivans"
 - If ITEM = 2, pre-fill "Motor homes"

If ITEM = 3, pre-fill "Campers"
If ITEM = 4, pre-fill "Motorcycle/motor scooter/moped"
If ITEM = 5, pre-fill "Boat, with a motor"
If ITEM = 6, pre-fill "Boat, without a motor"
If ITEM = 7, pre-fill "Trailer other than a camper"
If ITEM = 8, pre-fill "Private aircraft"
If ITEM = 9, pre-fill "Other vehicle"

3. For SCREEN 1, display answer list options 1 95 and 888
For SCREEN 2, display answer list options 2-9, 99 and 888

4. IF ITEM = 888 then "SHOW" the fields in the row

Skip Instructions: 1-9: IF ITEM <> Item2Shadow then goto CK_ITEM
ELSE goto ANYVACAT

95: Goto ITEM - next row

99: IF no vehicles on inventory chart or all vehicles
have 8500.LSD_STAT = 3 then exit block and
goto BLEASE.BROW.ITEM
ELSE exit block and goto the TblInventory block

888: IF no more table rows THEN
if no vehicles on inventory chart or all vehicles
have 8500.LSD_STAT = 3 then exit block and
goto BSECT9L2.BLEASE.BROW.ITEM
else exit block and goto the TBLINVENTORY block
ELSE goto ITEM - next row of table

Instrument SAS Name: RLV_ITEM

Destination Data Set: ERLV

CK_ITEM

Check

BSECT9L1.BTABLEA.BROW.CK_ITEM

Description: Changed ITEM to a different selection, after completing the row

Inherited Universe:

Universe: ITEM <> Item2Shadow AND ITEM <> 888 AND ITEM <> 99 AND
ITEM <> 95

Universe Description: After a row is completed, the user has backed up and changed the item number to another valid item number

Text: ♦ [Press "S" to change this item code and enter new data](#)

[Press ENTER to re-enter the original item code: ^OldItem](#)

Check Instructions: IF SUPPRESSED then set all fields in this row to EMPTY

Type: Soft

Skip Instructions: SUPPRESS: Goto ANYVACAT

All others, go back to ITEM

Fills: OldItem

Instructions: Fill the previous entry in ITEM for this row.

Field

PreFill
BSECT9L1.BTABLEA.BROW.Prefill

Description: Description - SHOW ONLY Field

Form Pane Label: Vehicle Type

SAS Name:

Tag Name:

Inherited Universe:

Universe:

Universe Description:

Question Text: ** SHOW ONLY **

Type: String

Length: 30

- Don't Know
- Refuse
- Empty

- On Input
- On Output

Store Instructions: Set Up Prefill with ITEM's answer list description.

Array:

ANYVACAT

Field

BSECT9L1.BTABLEA.BROW.ANYVACAT

Description: Vehicle rental for trip use

Form Pane Label: Used for trips?

SAS Name: ANYVACAT

Tag Name: ANYVACAT

Inherited Universe:

Universe: ITEM <> 888 and <> 95 and <> 99 and <> EMPTY

Universe Description: ITEM = 1-9

Question Text: Was the ^S09_RentDesc rented solely for use on a vacation, overnight trip, or a trip of 75 miles or more one way?

Fills: S09_RentDesc

Instructions: If ITEM = 1 fill "auto, truck, van, minivan, or SUV"

If ITEM = 2 fill "motor home"

If ITEM = 3 fill "camper"

If ITEM = 4 fill "motorcycle, motor scooter, or moped"

If ITEM = 5 fill "boat, with a motor"

If ITEM = 6 fill "boat, without a motor"

If ITEM = 7 fill "trailer other than a camper type"

If ITEM = 8 fill "private aircraft"

If ITEM = 9 fill "other vehicle"

Type: Enumerated

Length: 1

Answer List: TYesNo

Value:	Mnemonic:	Description:
1	Yes	Yes
2	No	No

Don't Know

Refuse

Empty

On Input

On Output

Array:

Skip Instructions: Goto AMOUNT

Instrument SAS Name: ANYVACAT

Destination Data Set: ERLV

AMOUNT

Field

BSECT9L1.BTABLEA.BROW.AMOUNT

Description: Vehicle rental expense

Form Pane Label: Rent \$

SAS Name: RENTEXPX

Tag Name: RENTEXPX

Inherited Universe:

Universe: ITEM <> 888 and <> 95 and <> 99 and <> EMPTY

Universe Description: ALL

Question Text: Since the first of ^REF_MONTH, not including ^CUR_MONTH, what has been your expense for renting this vehicle?

Fills: REF_MONTH

Instructions: Set REF_MONTH = 3 months before the interview.

Calculated by taking the INTPER from record type 10 to come up with the base month to start from.

Fills: CUR_MONTH

Instructions: Fill with current month.

Type: Integer

Length: 6

Min: 1

Max: 99999

Don't Know

Refuse

Empty

On Input

On Output

Store Instructions: IF AMOUNT = DK, RF, or 10-1200 then set RENT_XPX = EMPTY

Array:

Special Instructions: Display \$ and comma in the entry field.

Skip Instructions: IF entry lt 10 or gt 1200 AND (not equal DK or RF) then

goto ERR1_AMOUNT

ELSEIF BCeintro.BUSCREEN = 2 and ITEM = 1 and
(RT10.POPGRP = 5, 6, 05 or 06) then goto RLVSTORE

ELSEIF BCeintro.BUSCREEN = 2 then goto MORE

ELSE goto ANYBSNRM

Instrument SAS Name: RENTEXPX

Destination Data Set: ERLV

ERR1_AMOUNT

Check

BSECT9L1.BTABLEA.BROW.ERR1_AMOUNT

Description: Out of Range Check

Inherited Universe:

Universe: (AMOUNT lt 10 or gt 1200) AND AMOUNT <> DK AND AMOUNT <> RF

Universe Description:

Text: * THE VALUE ENTERED IS UNUSALLY HIGH OR LOW

PLEASE VERIFY AND IF CORRECT, ENTER ITEM LEVEL NOTE

Check Instructions: If suppressed then set RENT_XPX = A1

Type: Soft

Skip Instructions: Suppress: IF BCEintro.BUSCREEN = 2 and ITEM = 1 and
(RT10.POPGRP = 5, 6, 05 or 06) then
goto RLVSTORE
ELSEIF BCEintro.BUSCREEN = 2 then goto MORE
ELSE goto ANYBSNRM

All others, go back to AMOUNT

Field

ANYBSNRM
BSECT9L1.BTABLEA.BROW.ANYBSNRM

Description: Any expense deductions for rental?

Form Pane Label: Deducted/reimb

SAS Name: ANYBSNRM

Tag Name: ANYBSNRM

Inherited Universe:

Universe: (ITEM <> 888 and <> 95 and <> 99 and <> EMPTY) AND BCeintro.BUSCREEN <> 2

Universe Description: household business screen is not "no"

Question Text: Were or will any of the rental expenses be deducted as business expenses, reimbursed, or paid by someone outside of the household?

Type: Enumerated

Length: 1

Answer List: TYesNo

Value:	Mnemonic:	Description:
1	Yes	Yes
2	No	No

- Don't Know
- Refuse
- Empty

- On Input
- On Output

Array:

Skip Instructions: 1: Goto BSNSPCTZ

2,DK,RF: IF ITEM = 1 and [RT10.POPGRP = 5, 6, 05 or 06]
then goto RLVSTORE
ELSE goto MORE

Instrument SAS Name: ANYBSNRM

Destination Data Set: ERLV

BSNSPCTZ

Field

BSECT9L1.BTABLEA.BROW.BSNSPCTZ

Description: Percent of total expense

Form Pane Label: Percent

SAS Name: BSNSPCTZ

Tag Name: BSNSPCTZ

Inherited Universe:

Universe: ANYBSNRM = 1

Universe Description:

Question Text: What percent of the total expense will this cover?

Type: Integer

Length: 3

Min: 1

Max: 100

- Don't Know
- Refuse
- Empty

- On Input
- On Output

Array:

Skip Instructions: 1-99,DK,RF: IF ITEM = 1 and [RT10.POPGRP = 5, 6, 05 or 06]
then goto RLVSTORE
ELSE goto MORE

100: Goto ERR2_BSNSPCTZ

Instrument SAS Name: BSNSPCTZ

Destination Data Set: ERLV

Check

ERR2_BSNSPCTZ
BSECT9L1.BTABLEA.BROW.ERR2_BSNSPCTZ

Description: 100% Business

Inherited Universe:

Universe: BSNSPCTZ = 100

Universe Description:

Text: * 100% WAS ENTERED

PLEASE VERIFY

Check Instructions:

Type: Soft

Skip Instructions: Suppress: Goto MORE

All others, go back to BSNSPCTZ

RLVSTORE

Field

BSECT9L1.BTABLEA.BROW.RLVSTORE

Description: Name of rental company

Form Pane Label: Rental Comp.

SAS Name: RLVSTORE

Tag Name: RLVSTORE

Inherited Universe:

Universe: ITEM = 1 AND (RT10.POPGRP = 5, 6, 05 or 06) AND
BSNSPCTZ <> 100

Universe Description:

Question Text: What is the name of the rental car company used?

✦ Enter store, website, or company name

Type: String

Length: 45

- Don't Know
- Refuse
- Empty

- On Input
- On Output

Array:

Skip Instructions: ENTRY: IF uppercase entry = "GROUPON" or "GROUPON.COM" then
goto ERR_GROUPON
ELSE goto RLVPIKUP

DK,RF: Goto MORE

Instrument SAS Name: RLVSTORE

Destination Data Set: ERLV

Check

ERR_GROUPON
BSECT9L1.BTABLEA.BROW.ERR_GROUPON

Description: Groupon Check

Inherited Universe:

Universe: Uppercase entry in RLVSTORE = "GROUPON" or "GROUPON.COM"

Universe Description:

Text: * ENTER THE STORE OR COMPANY THAT THE GROUPON IS FOR.

DO NOT ENTER "GROUPON"

Check Instructions:

Type: Soft

Skip Instructions: Suppress: Goto RLVPIKUP

All others, go back to RLVSTORE

RLVPIKUP

Field

BSECT9L1.BTABLEA.BROW.RLVPIKUP

Description: Where Picked Up - City

Form Pane Label: Pk Up City

SAS Name: RLVPIKUP

Tag Name: RLVPIKUP

Inherited Universe:

Universe: RLVSTORE = RESPONSE

Universe Description:

Question Text: In what city was the vehicle picked up?

Type: String

Length: 45

Don't Know

Refuse

Empty

On Input

On Output

Array:

Skip Instructions: Goto RLVPIKST

Instrument SAS Name: RLVPIKUP

Destination Data Set: ERLV

Field

RLVPIKST
BSECT9L1.BTABLEA.BROW.RLVPIKST

Description: Where Picked Up - State

Form Pane Label: State

SAS Name: RLVPIKST

Tag Name: RLVPIKST

Inherited Universe:

Universe: RLVSTORE = RESPONSE

Universe Description:

Help Screen: H_DESTCODE

Question Text: ? [F1]

In what state was the vehicle picked up?

✦ [Enter the two character state abbreviation](#)

Type: String

Length: 2

Don't Know

Refuse

Empty

On Input

On Output

Array:

Special Instructions: Use answer type TState - STRING[2], display width 4

Skip Instructions: IF entry is not a valid state abbreviation then
goto CK_RLVPIKST

ELSE goto RLVRSRV

Instrument SAS Name: RLVPIKST

Destination Data Set: ERLV

CK_RLVPIKST

Check

BSECT9L1.BTABLEA.BROW.CK_RLVPIKST

Description: Not a valid state abbreviation

Inherited Universe:

Universe: (Entry in RLVPIKST is not a valid state abbreviation) AND RLVPIKST <> DK AND RLVPIKST <> RF

Universe Description: State abbreviation entered is not valid

Text: * [Not a valid state abbreviation](#)

Check Instructions:

Type: Hard

Skip Instructions: Go back to RLVPIKST

Field

RLVRSRV

BSECT9L1.BTABLEA.BROW.RLVRSRV

Description: Direct or Third Party

Form Pane Label: Direct

SAS Name: RLVRSRV

Tag Name: RLVRSRV

Inherited Universe:

Universe: RLVPIKUP = RESPONSE, DK or RF

Universe Description:

Question Text: Was the reservation made directly with ^RLVSTORE_FILL or through a third party?

Fills: RLVSTORE_FILL

Instructions: Fill entry in RLVSTORE

Type: Enumerated

Length: 1

Answer List: TDirectThird

Value:	Mnemonic:	Description:
1	Direct	Direct
2	Third	Third party

Don't Know

Refuse

Empty

On Input

On Output

Array:

Special Instructions: IF (RLVRSRV = 1, DK or RF) AND uppercase entry in RLVSTORE contains ".COM" then set RLVPURCH = 1 and "keep" and "show"

Skip Instructions: 1,DK,RF: IF uppercase entry in RLVSTORE contains ".COM" then goto MORE

ELSE goto RLVPURCH

2: Goto THRDPRTY

Instrument SAS Name: RLVRSRV

Destination Data Set: ERLV

Field

THRDPRTY
BSECT9L1.BTABLEA.BROW.THRDPRTY

Description: Reservation Company

Form Pane Label: Resv Company

SAS Name: THRDPRTY

Tag Name: THRDPRTY

Inherited Universe:

Universe: RLVRSRV = 2

Universe Description:

Question Text: What is the name of the company you used to make your reservation?

✦ Enter store, website, or company name.

Type: String

Length: 45

Don't Know

Refuse

Empty

On Input

On Output

Store Instructions: If UPPERCASE ENTRY contains ".COM" then set RLVPURCH = 1 and "keep" and "show"

Array:

Skip Instructions: IF UPPERCASE ENTRY contains ".COM" or is DK or RF
then goto MORE

ELSE goto RLVPURCH

Instrument SAS Name: THRDPRTY

Destination Data Set: ERLV

RLVPURCH

Field

BSECT9L1.BTABLEA.BROW.RLVPURCH

Description: Purchased Online or in person

Form Pane Label: Online

SAS Name: RLVPURCH

Tag Name: RLVPURCH

Inherited Universe:

Universe: (((RLVRSRV = 1,DK or RF) AND RLVSTORE = RESPONSE and
(Uppercase entry in RLVSTORE does not contain ".COM"))
OR
(THRDPRTY = RESPONSE and
(Uppercase entry in THRDPRTY does not contain ".COM"))

Universe Description:

Question Text: Was this reservation made -

Type: Enumerated

Length: 1

Answer List: Tonline

Value:	Mnemonic:	Description:
1	Online	Online?
2	InPerson	In person?
3	MailTel	By mail or telephone order?
4	Other	Other

- Don't Know
- Refuse
- Empty

- On Input
- On Output

Array:

Special Instructions: Answer list descriptions for options 1-3 should be bold black

Skip Instructions: 1,3,4, DK,RF: Goto MORE

2: IF THRDPRTY = RESPONSE then goto THRDPLC
ELSE goto MORE

Instrument SAS Name: RLVPURCH

Destination Data Set: ERLV

THRDPLOC

Field

BSECT9L1.BTABLEA.BROW.THRDPLOC

Description: Reservation Company Location - City

Form Pane Label: 3rd Party Loc

SAS Name: THRDPLOC

Tag Name: THRDPLOC

Inherited Universe:

Universe: RLVPURCH = 2 AND THRDPRTY = RESPONSE

Universe Description:

Question Text: In what city is ^THRDPRTY_FILL located?

Fills: THRDPRTY_FILL

Instructions: Fill entry in THRDPRTY

Type: String

Length: 45

- Don't Know
- Refuse
- Empty

- On Input
- On Output

Array:

Skip Instructions: Goto THDPLCST

Instrument SAS Name: THRDPLOC

Destination Data Set: ERLV

Field

THDPLCST
BSECT9L1.BTABLEA.BROW.THDPCLCST

Description: Reservation Company Location - State

Form Pane Label: State

SAS Name: THDPLCST

Tag Name: THDPLCST

Inherited Universe:

Universe: RLVPURCH = 2 AND THRDPRTY = RESPONSE

Universe Description:

Help Screen: H_DESTCODE

Question Text: ? [F1]

In what state is ^THRDPRTY_FILL located?

• Enter the two character state abbreviation

Fills: THRDPRTY_FILL

Instructions: Fill entry in THRDPRTY

Type: String

Length: 2

Don't Know
 Refuse
 Empty

On Input
 On Output

Array:

Special Instructions: Use answer type TState - STRING[2], display width 4

Skip Instructions: IF entry is not a valid state abbreviation then
goto CK_THDPLCST

ELSE goto MORE

Instrument SAS Name: THDPLCST

Destination Data Set: ERLV

Check

CK_THDPLCST
BSECT9L1.BTABLEA.BROW.CK_THDPLCST

Description: Not a valid state abbreviation

Inherited Universe:

Universe: (Entry in THDPLCST is not a valid state abbreviation) AND THDPLCST <> DK AND THDPLCST <> RF

Universe Description: State abbreviation entered is not valid

Text: * [Not a valid state abbreviation](#)

Check Instructions:

Type: Hard

Skip Instructions: Go back to THDPLCST

MORE

Field

BSECT9L1.BTABLEA.BROW.MORE

Description:

Form Pane Label: Any More

SAS Name:

Tag Name: RENT_MORE

Inherited Universe:

Universe: ITEM <> 888 and <> 95 and <> 99 and <> EMPTY

Universe Description: All

Question Text: Did you rent any other ^RENT_MORE_FILL?

Fills: RENT_MORE_FILL

Instructions: If ITEM = 1, fill "autos, trucks, vans, minivans, or SUVs"

If ITEM = 2, fill "motor homes"

If ITEM = 3, fill "campers, including those attached to trucks"

If ITEM = 4, fill "motorcycles, motor scooters, or mopeds"

If ITEM = 5, fill "boats, with motors"

If ITEM = 6, fill "boats, without motors"

If ITEM = 7, fill "trailers, other than a camper type"

If ITEM = 8, fill "private aircraft"

If ITEM = 9, fill "vehicles"

Type: Enumerated

Length: 1

Answer List: TYesNo

Value:	Mnemonic:	Description:
1	Yes	Yes
2	No	No

- Don't Know
- Refuse
- Empty

- On Input
- On Output

Store Instructions: 1. IF MORE = 1, 2, DK or RF THEN

Set RLV_ORIG = 1

Set RLV_STAT = 1

2. IF MORE = 1, 2, DK or RF then Set Item2Shadow = ITEM

Array:

Special Instructions: If entry of 1 and row number ne 10 then pre-fill the ITEM and PREFILL fields for the next row with the same information as the current row.

Skip Instructions: 1: IF ROW number = 10 then goto ERR_MAX
ELSE goto ITEM

2,DK,RF: IF row number = 10 then
IF no vehicles on inventory chart or
all vehicles have 8500.LSD_STAT = 3 then
exit block and goto BLEASE.BROW.ITEM
ELSE exit block and goto TblInventory block
ELSE goto ITEM

Instrument SAS Name: RENT_MORE

Destination Data Set: ERLV

ERR_MAX

Check

BSECT9L1.BTABLEA.BROW.ERR_MAX

Description: Max Number of Rows Reached

Inherited Universe:

Universe: MORE = 1 and ROW number = 10

Universe Description:

Text: ♦ [No more rows can be added](#)

Check Instructions:

Type: Hard

Skip Instructions: Go back to MORE

Field

RENTCODE
BSECT9L1.BTABLEA.BROW.RENTCODE

Description: 3 digit item code

Form Pane Label:

SAS Name: RENTCODE

Tag Name:

Inherited Universe:

Universe:

Universe Description:

Question Text:

Type: Integer

Length: 3

Min: 100

Max: 999

- Don't Know
- Refuse
- Empty

- On Input
- On Output

Array:

Special Instructions: NOTE: See ITEM for how to set this field.

Valid Values: 105, 120, 135, 150, 160, 170,
180, 190, 200

Instrument SAS Name: RENTCODE

Destination Data Set: ERLV

RENT_XPX

Field

BSECT9L1.BTABLEA.BROW.RENT_XPX

Description: Range edit flag for RENTEXPX

Form Pane Label:

SAS Name: RENT_XPX

Tag Name:

Inherited Universe:

Universe:

Universe Description:

Question Text:

Type: String

Length: 2

- Don't Know
- Refuse
- Empty

- On Input
- On Output

Array:

Special Instructions: NOTE: See ERR1_AMOUNT for how to set this field.

Valid Values: A1 = Range edit failed
(ERR1 check was suppressed)

Blank = Range edit passed

Instrument SAS Name: RENT_XPX

Destination Data Set: ERLV

Field

RLV_STAT
BSECT9L1.BTABLEA.BROW.RLV_STAT

Description: Record status

Form Pane Label:

SAS Name: REC_STAT

Tag Name:

Inherited Universe:

Universe:

Universe Description:

Question Text:

Type: String

Length: 1

- Don't Know
- Refuse
- Empty

- On Input
- On Output

Array:

Special Instructions: NOTE: See MORE for how to set this field

Valid Values: 1 = Active Record

Instrument SAS Name: RLV_STAT

Destination Data Set: ERLV

RLV_ORIG

Field

BSECT9L1.BTABLEA.BROW.RLV_ORIG

Description: Record Origin

Form Pane Label:

SAS Name: REC_ORIG

Tag Name:

Inherited Universe:

Universe:

Universe Description:

Question Text:

Type: String

Length: 1

- Don't Know
- Refuse
- Empty

- On Input
- On Output

Array:

Special Instructions: NOTE: See MORE for how to set this field

Valid Value: 1 = Data from current month interview.

Instrument SAS Name: RLV_ORIG

Destination Data Set: ERLV

Block

TBLINVENTORY
TBLINVENTORY

Description: Update Questions for leased cars reported last quarter

Tab Name:

Fly Over Name:

Universe Type: If

Inherited Universe:

Universe: ((BSECT09L1.BTABLEA.BROW.ITEM = 99) OR (Rent table is full))
AND (there are vehicles on the inventory table were 8500.LSD_STAT = 1)

Universe Description:

Array:

Block Instructions: 1. Max # of table rows: 24

2. Section Label: Section 09 - Leased Vehicles, Inventory
Chart

3. The first four columns in the table should be pre-filled
with data from the input file.
8500.LSDNUM (vehicle number)
8500.MODELYR (vehicle year)
8500.MKMD_SCR (vehicle make/model)
If 8500.MKMD_SCR is XXXXX, then display 8500.OTHMODEL
(other make/model)
8500.ANYBUSIN (business use)
If 1, display "yes",
If 2, display "no".

4. Gray out the first four columns of the table
They should be "show only".

5. Do not display previously disposed of vehicles
(8500.LST_STAT = 3)

6. Place the cursor on the fifth column (LVIHAVE).
This is the first question to be asked.

BLKROW
TBLINVENTORY.BLKROW

Block

Description: Row Level Block

Tab Name:

Fly Over Name:

Universe Type: While

Inherited Universe:

Universe: LSDNUM <> EMPTY

Universe Description: Ask questions for all active inventory vehicles \

Array:

Block Instructions:

Field

LSDNUM
TBLINVENTORY.BLKROW.LSDNUM

Description: Vehicle Number - SHOW Field ONLY

Form Pane Label: Vehicle Number

SAS Name:

Tag Name:

Inherited Universe:

Universe:

Universe Description:

Question Text: ** SHOW VARIABLE **

Type: Integer

Length: 2

Min: 1

Max: 24

- Don't Know
- Refuse
- Empty

- On Input
- On Output

Store Instructions: Set = 8500.LSDNUM

Array:

Special Instructions: Valid Values: 1-24

Instrument SAS Name: LSDNUM

Destination Data Set: ELSD

MODELYR

Field

TBLINVENTORY.BLKROW.MODELYR

Description: Model Year - SHOW ONLY

Form Pane Label: Vehicle Year

SAS Name:

Tag Name:

Inherited Universe:

Universe:

Universe Description:

Question Text: ** SHOW ONLY **

Type: Integer

Length: 5

Min: 1900

Max: 9999

Don't Know

Refuse

Empty

On Input

On Output

Array:

Special Instructions: Set = 8500.MODELYR

Instrument SAS Name: MODELYR

Field

MKMD_SCR
TBLINVENTORY.BLKROW.MKMD_SCR

Description: Make/Model - SHOW ONLY

Form Pane Label: Vehicle Make/Model

SAS Name:

Tag Name:

Inherited Universe:

Universe:

Universe Description:

Question Text: ** SHOW ONLY **

Type: String

Length: 30

- Don't Know
- Refuse
- Empty

- On Input
- On Output

Store Instructions: IF 8500.MKMD_SCR = XXXXX then set = 8500.OTHMODEL
ELSE Set = 8500.MKMD_SCR

Array:

Instrument SAS Name: MKMD_SCR

OTHMODEL

Field

TBLINVENTORY.BLKROW.OTHMODEL

Description: Other Make/Model - SHOW ONLY

Form Pane Label: Other Make/Model

SAS Name:

Tag Name:

Inherited Universe:

Universe:

Universe Description:

Question Text: ** SHOW VARIABLE **

Type: String

Length: 30

- Don't Know
- Refuse
- Empty

- On Input
- On Output

Array:

Instrument SAS Name: OTHMODEL

Field

ANYBUSIN
TBLINVENTORY.BLKROW.ANYBUSIN

Description: Business Use - SHOW ONLY

Form Pane Label: Business use

SAS Name:

Tag Name:

Inherited Universe:

Universe:

Universe Description:

Question Text: ** SHOW ONLY **

Type: Enumerated

Length: 1

Answer List: TYesNo

Value:	Mnemonic:	Description:
1	Yes	Yes
2	No	No

- Don't Know
- Refuse
- Empty

- On Input
- On Output

Store Instructions: Set = 8500.ANYBUSIN

Array:

Instrument SAS Name: ANYBUSIN

LVIHAVE

Field

TBLINVENTORY.BLKROW.LVIHAVE

Description: Still have leased vehicle?

Form Pane Label: Still have?

SAS Name: LVIHAVE

Tag Name: LVIHAVE

Inherited Universe:

Universe: 8500.LSD_STAT <> 3

Universe Description:

Question Text: Now I am going to ask about leased vehicles you mentioned previously.

Are you still leasing the ^8500_MODELYR ^fillLvihave?

* If the vehicle was purchased at the end of the lease, collect the new vehicle in Section 10

<u>Vehicle Number</u>	<u>Vehicle Year</u>	<u>Vehicle Make/Model</u>	<u>Business</u>
(LSDNUM)	(MODELYR)	(MKMD_SCR)	(ANYBUSIN)

Fills: 8500_MODELYR

Instructions: Fill entry in 8500.MODELYR

Fills: fillLvihave

Instructions: IF 8500.MKMD_SCR = XXXXX then fill entry in 8500.OTHMODEL
ELSE fill entry in 8500.MKMD_SCR.

Type: Enumerated

Length: 1

Answer List: TYesNo

Value:	Mnemonic:	Description:
1	Yes	Yes
2	No	No

- Don't Know
- Refuse
- Empty

- On Input
- On Output

Array:

Special Instructions: For 2nd and subsequent times this question is displayed, dark gray out the intro "Now I am going to ask about leased vehicles you mentioned previously."

Skip Instructions: 1,DK,RF: Goto S09INV_END

2: Goto LVIENDMO

Instrument SAS Name: LVIHAVE

Destination Data Set: ELSD

LVIENDMO

Field

TBLINVENTORY.BLKROW.LVIENDMO

Description: Month of lease termination

Form Pane Label: Month

SAS Name: LVIENDMO

Tag Name: LVIENDMO

Inherited Universe:

Universe: LVIHAVE = 2

Universe Description: No, not still leasing the vehicle

Question Text: What month was the lease terminated?

Vehicle Number Vehicle Year Vehicle Make/Model Business
(LSDNUM) (MODELYR) (MKMD_SCR) (ANYBUSIN)

Type: Enumerated

Length: 2

Answer List: TMONTH

Value:	Mnemonic:	Description:
1	Jan	January
2	Feb	February
3	Mar	March
4	Apr	April
5	May	May
6	Jun	June
7	Jul	July
8	Aug	August
9	Sep	September
10	Oct	October
11	Nov	November
12	Dec	December

Don't Know

Refuse

Empty

- On Input
- On Output

Array:

Special Instructions: Only display ref_month - Cur_month answer list options.

Skip Instructions: Goto TERMFEE

Instrument SAS Name: LVIENDMO

Destination Data Set: ELSD

TERMFEE

Field

TBLINVENTORY.BLKROW.TERMFEE

Description: Fees incurred at lease termination

Form Pane Label: Fees

SAS Name: TERMFEE

Tag Name: TERMFEE

Inherited Universe:

Universe: LVIHAVE = 2

Universe Description: Not still leasing the vehicle (and LVIENDMO = 1-12, DK or RF)

Help Screen: H_ANYFEES

Question Text: ? [F1]

Were any fees incurred at the termination of the lease?

Vehicle Number Vehicle Year Vehicle Make/Model Business
(LSDNUM) (MODELYR) (MKMD_SCR) (ANYBUSIN)

Type: Enumerated

Length: 1

Answer List: TYesNo

Value:	Mnemonic:	Description:
1	Yes	Yes
2	No	No

- Don't Know
- Refuse
- Empty

- On Input
- On Output

Array:

Skip Instructions: 1: Goto TERMFEEX

2,DK,RF: Goto S09INV_END

Instrument SAS Name: TERMFEE

Destination Data Set: ELSD

TERMFEEEX

Field

TBLINVENTORY.BLKROW.TERMFEEEX

Description: Amount of fees accrued

Form Pane Label: Amount

SAS Name: TERMFEEEX

Tag Name: TERMFEEEX

Inherited Universe:

Universe: TERMFEE = 1

Universe Description: Yes, fess incurred at lease termination

Question Text: How much?

Vehicle Number Vehicle Year Vehicle Make/Model Business
(LSDNUM) (MODELYR) (MKMD_SCR) (ANYBUSIN)

Type: Integer

Length: 6

Min: 1

Max: 99999

Don't Know

Refuse

Empty

On Input

On Output

Store Instructions: IF TERMFEEEX = DK, RF or 25-7000 then set TERM_EEX = EMPTY

Array:

Special Instructions: Display \$ and comma in the entry field.

Skip Instructions: 1-99999: IF entry lt 25 or gt 7000 then goto ERR1_TERMFEEEX
ELSE goto S09INV_END

DK,RF: Goto S09INV_END

Instrument SAS Name: TERMFEEEX

Destination Data Set: ELSD

ERR1_TERMFEEX
TBLINVENTORY.BLKROW.ERR1_TERMFEEX

Check

Description: Out of Range Check

Inherited Universe:

Universe: (TERMFEEX lt 25 or gt 7000) AND TERMFEEX <> DK AND
TERMFEEX <> RF

Universe Description:

Text: * THE VALUE ENTERED IS UNUSUALLY HIGH OR LOW

PLEASE VERIFY AND IF CORRECT, ENTER ITEM LEVEL NOTE

Check Instructions: IF suppressed then set TERM_EEX = A1

Type: Soft

Skip Instructions: Suppress: Goto S09INV_END

All others, go back to TERMFEEX

Field

S09INV_END
TBLINVENTORY.BLKROW.S09INV_END

Description:

Form Pane Label:

SAS Name:

Tag Name:

Inherited Universe:

Universe: (TERMFEE = 2, DK or RF) OR (TERMFEEEX = 1-99999, DK or RF) OR
(LVIHAVE = 1, DK or RF)

Universe Description:

Question Text:

Type: Classification

Length: 0

- Don't Know
- Refuse
- Empty

- On Input
- On Output

Array:

Skip Instructions: IF no more vehicles on the inventory table then exit block and goto the BSECT09L2 Block

ELSE goto LVIHAVE for next appropriate vehicle on the inventory table

TERM_EEX

Field

TBLINVENTORY.BLKROW.TERM_EEX

Description: Range edit flag for TERMFEEEX

Form Pane Label:

SAS Name: TERM_EEX

Tag Name:

Inherited Universe:

Universe:

Universe Description:

Question Text:

Type: String

Length: 2

- Don't Know
- Refuse
- Empty

- On Input
- On Output

Array:

Special Instructions: NOTE: See ERR1_TERMFEEEX for how to set this field.

Valid Values: A1 = Range edit failed
(ERR1 check was suppressed)
Blank = Range edit passed

Instrument SAS Name: TERM_EEX

Destination Data Set: ELSD

Field

MATCHID
TBLINVENTORY.BLKROW.MATCHID

Description: Vehicle Match ID - Output Only Field

Form Pane Label:

SAS Name:

Tag Name:

Inherited Universe:

Universe:

Universe Description:

Question Text:

Type: Integer

Length: 2

Min: 1

Max: 99

- Don't Know
- Refuse
- Empty

- On Input
- On Output

Store Instructions: Set = 850014.MATCHID

Array:

Special Instructions: Valid Values: 1-99

Instrument SAS Name: MATCHID

Destination Data Set: ELSD

BSECT9L2
BSECT9L2

Block

Description: New Leased Vehicles

Tab Name:

Fly Over Name:

Universe Type: If

Inherited Universe:

Universe: INTNMBR = 1 OR

(no vehicles on inventory table from previous quarter) OR

(all vehicles on inventory table have 8500.LSD_STAT = 3) OR (inventory table has been updated for all necessary vehicles.)

Universe Description: ALL

Array:

Block Instructions: 1. Max # of table rows: 6

2. Section Label: Section 09 - Leased Vehicles

Block

BLEASE
BSECT9L2.BLEASE

Description:

Tab Name:
Fly Over Name:
Universe Type:

Inherited Universe:

Universe:

Universe Description:

Array:

Block Instructions:

BROW

Block

BSECT9L2.BLEASE.BROW

Description:

Tab Name:

Fly Over Name:

Universe Type: While

Inherited Universe:

Universe: (ITEM(previous row) <> 99) AND (ROW # < 7)

Universe Description: Ask questions until ITEM = 99 or row number = 7

Array:

Block Instructions:

Field

ITEM
BSECT9L2.BLEASE.BROW.ITEM

Description: Any leased vehicles?

Form Pane Label: Any leased vehicles?

SAS Name:

Tag Name: LSD_ITEM

Inherited Universe:

Universe:

Universe Description:

Question Text: Since the first of ^REF_MONTH, have ^YOU_ANYMEM ^LSD_ITEM_FILL

Fills: REF_MONTH

Instructions: Set REF_MONTH = 3 months before the interview.

Calculated by taking the INTPER from record type 10 to come up with the base month to start from.

Fills: YOU_ANYMEM

Instructions: IF NUMHOUSE = 1 then fill "you"

ELSE fill "you or any members of your household"

Fills: LSD_ITEM_FILL

Instructions: IF INTNMBR = 1 OR NEWCU = 1, fill "made any lease payments or begun leasing any automobiles, trucks, vans, minivans, or SUVs not used entirely for business?"

ELSE Fill "begun leasing any automobiles, trucks, vans, minivans, or SUVs not used entirely for business?"

Type: Enumerated

Length: 3

Answer List: TSect9L2Item

Value:	Mnemonic:	Description:
1	Automobile	Automobiles, trucks, vans, minivans, or SUVs
99	NoMore99	None/No more entries
888	DeleteLine	Delete the line

- Don't Know
- Refuse
- Empty

- On Input
- On Output

Store Instructions: 1. IF entry of 1, store 105 in LSDCODE.

2. Set LSDNUM

Assign LSDNUM to each record.

IF INTNMBR = 1 or INTNMBR = 2-4, and no previously reported vehicles then start with '01'.

else start with the last 8500.LSDNUM from the inventory chart + 1.

Array:

Special Instructions: 1. Answer list option 1 should be in regular black
(Once an answer list option is selected, the answer list description color should be changed to regular blue.)

2. Prefill PREFILL field with answer list descriptions.
If 1, prefill "Autos, trucks, vans, minivans, SUVs"

Skip Instructions: 1: Goto MODEL_YR

99: Exit block and goto S9_END

888: IF no more rows then exit block and goto S9_END
ELSE goto ITEM - next row of the table

Instrument SAS Name: LSD_ITEM

Destination Data Set: ELSD

Field

LSDNUM
BSECT9L2.BLEASE.BROW.LSDNUM

Description: Vehicle Number SHOW/OUT FIELD

Form Pane Label: Vehicle Number

SAS Name: LSDNUM

Tag Name:

Inherited Universe:

Universe:

Universe Description:

Question Text: ** SHOW/OUT Field **

Type: Integer

Length: 2

Min: 0

Max: 30

- Don't Know
- Refuse
- Empty

- On Input
- On Output

Array:

Special Instructions: NOTE: See ITEM for how to set this field.

Instrument SAS Name: LSDNUM

Destination Data Set: ELSD

DESCRIPTION

Field

BSECT9L2.BLEASE.BROW.DESCRPTION

Description: Vehicle Description SHOW ONLY

Form Pane Label: Description

SAS Name:

Tag Name:

Inherited Universe:

Universe:

Universe Description:

Question Text: ** SHOW OWNLY **

Type: String

Length: 50

- Don't Know
- Refuse
- Empty

- On Input
- On Output

Array:

Special Instructions: NOTE: See ITEM for how to set this field

Instrument SAS Name: DESCRIPTION

Destination Data Set: ELSD

Field

MODELYR
BSECT9L2.BLEASE.BROW.MODELYR

Description: Vehicle model year

Form Pane Label: Vehicle Year

SAS Name: MODELYR

Tag Name: MODELYR

Inherited Universe:

Universe: ITEM <> 99 and ITEM <> 888 and ITEM <> EMPTY

Universe Description: ITEM = 1

Question Text: * [Ask if necessary](#)

What is the model year of the vehicle?

Type: Integer

Length: 5

Min: 1900

Max: 9999

Don't Know

Refuse

Empty

On Input

On Output

Array:

Skip Instructions: 1900-current year + 1: IF MODELYR gt (current year + 1)
then goto CK_MODELYR
ELSE goto MKMD_SCR

DK,RF: Goto MKMD_SCR

Instrument SAS Name: MODELYR

Destination Data Set: ELSD

CK_MODEL_YR

Check

BSECT9L2.BLEASE.BROW.CK_MODEL_YR

Description: Model Year gt (current year + 1)

Inherited Universe:

Universe: MODEL_YR gt (current year + 1)

Universe Description:

Text: * [Model year is not valid.](#)

Check Instructions:

Type: Hard

Skip Instructions: Go back to MODEL_YR

Field

MKMD_SCR
BSECT9L2.BLEASE.BROW.MKMD_SCR

Description: Vehicle Make/Model

Form Pane Label: Vehicle Make/Model

SAS Name: MKMLDESC

Tag Name: MKMD_SCR

Inherited Universe:

Universe: ITEM <> 99 and ITEM <> 888 and ITEM <> EMPTY

Universe Description: ITEM = 1 (and MODEL_YR = 1900-current year +1, DK or RF)

Question Text: What is the make and model of this vehicle?

✦ If vehicle make and model is not found, key X

Type: String

Length: 30

Don't Know
 Refuse
 Empty

On Input
 On Output

Array:

Special Instructions: 1. Insert a Blaise alpha search function.
Give the FR the option of switching to an tri-gram search.

Display the list of vehicle make/models and allow the interviewer to highlight and select the appropriate make/model. On the grid, replace the keyed-in characters under the "Vehicle make" column with the FULL make/model selected from the list. Then store the appropriate make/model code in MKMDEL.

2. If X is entered then store XXXXX in MKMDEL.

3. See attached file, CAPIVEHICLECODESOct2016, for the vehicle look-up list.

Skip Instructions: X: Goto OTHMODEL

30 characters besides X, DK, RF: IF BCeintro.BUSCREEN = 2
then goto NUMPAY
ELSE goto ANYBUSIN

Instrument SAS Name: MKMD_SCR

Destination Data Set: ELSD

Field

OTHMODEL
BSECT9L2.BLEASE.BROW.OTHMODEL

Description: Make/model other specify

Form Pane Label: Other Make/Model

SAS Name: OTHMODEL

Tag Name: OTHMODEL

Inherited Universe:

Universe: MKMD_SCR = X

Universe Description:

Question Text: * Specify other make and model

Type: String

Length: 30

Don't Know

Refuse

Empty

On Input

On Output

Array:

Skip Instructions: IF BCeintro.BUSCREEN = 2 then goto NUMPAY
ELSE goto ANYBUSIN

Instrument SAS Name: OTHMODEL

Destination Data Set: ELSD

ANYBUSIN

Field

BSECT9L2.BLEASE.BROW.ANYBUSIN

Description: Is it used for business?

Form Pane Label: Business use

SAS Name: ANYBUSIN

Tag Name: ANYBUSIN

Inherited Universe:

Universe: (BCeintro.BUSCREEN <> 2) AND (MKMD_SCR = Entry, DK, RF or X)

Universe Description:

Question Text: Is it used for business?

Type: Enumerated

Length: 1

Answer List: TYesNo

Value:	Mnemonic:	Description:
1	Yes	Yes
2	No	No

- Don't Know
- Refuse
- Empty

- On Input
- On Output

Array:

Skip Instructions: 1: Goto PRCBSNSZ

2,DK,RF: Goto NUMPAY

Instrument SAS Name: ANYBUSIN

Destination Data Set: ELSD

Field

PRCBSNSZ
BSECT9L2.BLEASE.BROW.PRCBSNSZ

Description: Percentage of mileage for business.

Form Pane Label: Percent business expense

SAS Name: PRCBSNSZ

Tag Name: PRCBSNSZ

Inherited Universe:

Universe: ANYBUSIN = 1

Universe Description:

Question Text: What percentage of the mileage is counted as a business expense?

Type: Integer

Length: 3

Min: 1

Max: 100

Don't Know

Refuse

Empty

On Input

On Output

Array:

Skip Instructions: 1-99,DK,RF: Goto NUMPAY

100: Goto ERR2_PRCBSNSZ

Instrument SAS Name: PRCBSNSZ

Destination Data Set: ELSD

ERR2_PRCBSNSZ
BSECT9L2.BLEASE.BROW.ERR2_PRCBSNSZ

Check

Description: 100% Business

Inherited Universe:

Universe: PRCBSNSZ = 100

Universe Description:

Text: * 100% WAS ENTERED

PLEASE VERIFY

Check Instructions:

Type: Soft

Skip Instructions: Suppress: Goto ANYOTH

All others, go back to PRCBSNSZ

Field

NUMPAY
BSECT9L2.BLEASE.BROW.NUMPAY

Description: Total number of payments

Form Pane Label: Number of payments

SAS Name: NUMPAY

Tag Name: NUMPAY

Inherited Universe:

Universe: (PRCBSNSZ <> 100 or BCeintro.BUSCREEN = 2) AND
(ITEM <> 99 and <> 888 and <> EMPTY)

Universe Description: Not 100 percent business OR not a business expense

Question Text: What was the number of payments contracted for?

Type: Integer

Length: 4

Min: 1

Max: 999

Don't Know

Refuse

Empty

On Input

On Output

Store Instructions: IF NUMPAY = DK, RF or 12-60 then set NUMPAY_ = EMPTY

Array:

Special Instructions: IF NUMPAY ge 12 then set PAYTIME = 3

Skip Instructions: 1-999: IF entry lt 12 or gt 60 then goto ERR1_NUMPAY
ELSE goto PMTMONTH

DK,RF: Goto PMTMONTH

Instrument SAS Name: NUMPAY

Destination Data Set: ELSD

ERR1_NUMPAY

Check

BSECT9L2.BLEASE.BROW.ERR1_NUMPAY

Description: Out of Range Check

Inherited Universe:

Universe: (NUMPAY lt 2 or gt 60) AND NUMPAY <> DK AND NUMPAY <> RF

Universe Description:

Text: * THE VALUE ENTERED IS UNUSUALLY HIGH OR LOW

PLEASE VERIFY AND IF CORRECT, ENTER ITEM LEVEL NOTE

Check Instructions: If suppressed then set NUMPAY_ = A1

Type: Soft

Skip Instructions: Suppress: Goto PMTMONTH

All others, go back to NUMPAY

Field

PMTMONTH
BSECT9L2.BLEASE.BROW.PMTMONTH

Description: Month of first payment

Form Pane Label: First pmt mo

SAS Name: PMTMONTH

Tag Name: PMTMONTH

Inherited Universe:

Universe: PRCBSNSZ <> 100 AND (ITEM <> 99 and <> 888 and <> EMPTY)

Universe Description: Not 100 percent business

Question Text: In what month was or will the first payment be made?

Type: Enumerated

Length: 2

Answer List: TMONTH

Value:	Mnemonic:	Description:
1	Jan	January
2	Feb	February
3	Mar	March
4	Apr	April
5	May	May
6	Jun	June
7	Jul	July
8	Aug	August
9	Sep	September
10	Oct	October
11	Nov	November
12	Dec	December

- Don't Know
- Refuse
- Empty

- On Input
- On Output

Array:

Skip Instructions: Goto PMTYEAR

Instrument SAS Name: PMTMONTH

Destination Data Set: ELSD

Field

PMTYEAR
BSECT9L2.BLEASE.BROW.PMTYEAR

Description: Year of first payment

Form Pane Label: First pmt yr

SAS Name: PMTYEAR

Tag Name: PMTYEAR

Inherited Universe:

Universe: PRCBSNSZ <> 100 AND (ITEM <> 99 and <> 888 and <> EMPTY)

Universe Description: Not 100 percent business

Question Text: In what year was or will the first payment be made?

Type: Integer

Length: 5

Min: 1900

Max: 9999

Don't Know

Refuse

Empty

On Input

On Output

Array:

Special Instructions: Only allow a max entry of current year + 1

Skip Instructions: IF pmtyear gt current year + 1 then goto CK_PMTYEAR

ELSE goto PAYEXPX

Instrument SAS Name: PMTYEAR

Destination Data Set: ELSD

CK_PMTYEAR

Check

BSECT9L2.BLEASE.BROW.CK_PMTYEAR

Description: Payment year more than 1 year in the future

Inherited Universe:

Universe: PMTYEAR > (current year + 1)

Universe Description:

Text: * [INVALID YEAR](#)

Check Instructions:

Type: Soft

Skip Instructions: Go back to PMTYEAR

Field

PAYEXPX
BSECT9L2.BLEASE.BROW.PAYEXPX

Description: Amount of each payment

Form Pane Label: Amount

SAS Name: PAYEXPX

Tag Name: PAYEXPX

Inherited Universe:

Universe: PRCBSNSZ <> 100 AND (ITEM <> 99 and <> 888 and <> EMPTY)

Universe Description: Not 100% business

Question Text: ^Payexpx_Fill

Fills: Payexpx_Fill

Instructions: IF NUMPAY ge 12 then fill "What is your monthly payment amount?"
ELSE fill "What is the amount of each payment?"

Type: Integer

Length: 6

Min: 1

Max: 99999

- Don't Know
- Refuse
- Empty

- On Input
- On Output

Array:

Special Instructions: Display a \$ and comma in the entry field.

Skip Instructions: IF NUMPAY ge 12 AND entry lt 158 or gt 700 then
goto ERR1_PAYEXPX

ELSEIF NUMPAY lt 12 then goto PAYTIME

ELSE goto ANYEXTRA

Instrument SAS Name: PAYEXPX

Destination Data Set: ELSD

Check

ERR1_PAYEXPX
BSECT9L2.BLEASE.BROW.ERR1_PAYEXPX

Description: Out of Range Check (No A1 FLAG)

Inherited Universe:

Universe: NUMPAY >= 12 AND (PAYEXPX < 158 or PAYEXPX > 700) AND
PAYEXPX <> DK AND PAYEXPX <> RF

Universe Description:

Text: * THE VALUE ENTERED IS UNUSUALLY HIGH OR LOW

PLEASE VERIFY AND IF CORRECT, ENTER ITEM LEVEL NOTE

Check Instructions:

Type: Soft

Skip Instructions: Suppress: Goto PAYTIME

All others, go back to PAYEXPX

PAYTIME

Field

BSECT9L2.BLEASE.BROW.PAYTIME

Description: Period of each payment

Form Pane Label: Payment period

SAS Name: PAYTIME

Tag Name: PAYTIME

Inherited Universe:

Universe: (PAYEXPX = 1-99999, DK or RF) AND (NUMPAY lt 12)

Universe Description:

Question Text: What period is covered by each payment?

Type: Enumerated

Length: 2

Answer List: TPaymentPD

Value:	Mnemonic:	Description:
1	Weekly	Week
2	Biweekly	2 Weeks
3	Monthly	Month
4	Quarterly	Quarter
5	SemiAnnually	Semiannually
6	Annually	Annually
7	Onetime	One time payment
8	Other	Other

Don't Know

Refuse

Empty

On Input

On Output

Store Instructions: IF ERR1_PAYTIME is not triggered then set PAYEXPX = EMPTY

Array:

Skip Instructions: 1: IF PAYEXPX lt 40 or gt 189 then goto ERR1_PAYTIME

```
ELSE goto ANYEXTRA

2: IF PAYEXPX lt 79 or gt 377 then goto ERR1_PAYTIME
   ELSE goto ANYEXTRA

3: IF PAYEXPX lt 158 or gt 700 then goto ERR1_PAYTIME
   ELSE goto ANYEXTRA

4: IF PAYEXPX lt 474 or gt 2262 then goto ERR1_PAYTIME
   ELSE goto ANYEXTRA

5: IF PAYEXPX lt 948 or gt 4524 then goto ERR1_PAYTIME
   ELSE goto ANYEXTRA

6: IF PAYEXPX lt 1500 or gt 9000 then goto ERR1_PAYTIME
   ELSE goto ANYEXTRA

7: IF PAYEXPX lt 5000 or gt 10000 then goto ERR1_PAYTIME
   ELSE goto ANYEXTRA

8: IF PAYEXPX lt 5 or gt 9000 then goto ERR1_PAYTIME
   ELSE goto PAYOTH

DK,RF: IF PAYEXPX lt 5 or gt 9000 then goto ERR1_PAYTIME
       ELSE goto ANYEXTRA
```

Instrument SAS Name: PAYTIME

Destination Data Set: ELSD

ERR1_PAYTIME

Check

BSECT9L2.BLEASE.BROW.ERR1_PAYTIME

Description: Out of Range Check

Inherited Universe:

Universe: [(PAYTIME = 1 and PAYEXPX lt 40 or gt 189) OR
(PAYTIME = 2 and PAYEXPX lt 79 or gt 377) OR
(PAYTIME = 3 and PAYEXPX lt 158 or gt 700) OR
(PAYTIME = 4 and PAYEXPX lt 474 or gt 2262) OR
(PAYTIME = 5 and PAYEXPX lt 948 or gt 4524) OR
(PAYTIME = 6 and PAYEXPX lt 1500 or gt 9000) OR
(PAYTIME = 7 and PAYEXPX lt 5000 or gt 10000) OR
(PAYTIME = 8 and PAYEXPX lt 5 or gt 9000) OR
(PAYTIME = DK or RF and PAYEXPX lt 5 or gt 9000)] AND
PAYEXPX <> DK AND PAYEXPX <> RF

Universe Description:

Text: ♦ THE VALUE ENTERED IS UNUSUALLY HIGH OR LOW

PLEASE VERIFY AND IF CORRECT, ENTER ITEM LEVEL NOTE

Check Instructions: If suppressed then set PAYEXPX_ = A1

Type: Soft

Skip Instructions: Suppress: IF PAYTIME = 1-7, DK or RF then goto ANYEXTRA
ELSE goto PAYOTH

All others, go back to PAYTIME

Field

PAYOTH
BSECT9L2.BLEASE.BROW.PAYOTH

Description: Pay period other specify

Form Pane Label: Pay period specify

SAS Name: PAYOTH

Tag Name: PAYOTH

Inherited Universe:

Universe: PAYTIME = 8

Universe Description:

Question Text: * Specify:

Type: String

Length: 30

- Don't Know
- Refuse
- Empty

- On Input
- On Output

Array:

Skip Instructions: Goto ANYEXTRA

Instrument SAS Name: PAYOTH

Destination Data Set: ELSD

ANYEXTRA

Field

BSECT9L2.BLEASE.BROW.ANYEXTRA

Description: Other charges included in payment

Form Pane Label: Any other charges

SAS Name: ANYEXTRA

Tag Name: ANYEXTRA

Inherited Universe:

Universe: (PAYTIME = 1-7, DK or RF) OR (PAYOTH = Entry) OR
(NUMPAY ge 12)

Universe Description:

Question Text: Does the ^PAYEXPX_FILL include any charges other than the lease amount such as auto insurance or maintenance?

Fills: PAYEXPX_FILL

Instructions: If PAYEXPX = DK or PAYEXPX = RF then fill "payment"
ELSE fill "\$^PAYEXPX payment" (display commas as appropriate.)

Fills: PAYEXPX

Instructions: Fill entry in PAYEXPX

Type: Enumerated

Length: 1

Answer List: TYesNo

Value:	Mnemonic:	Description:
1	Yes	Yes
2	No	No

- Don't Know
- Refuse
- Empty

- On Input
- On Output

Array:

Skip Instructions: 1: Goto EXTRAEXP

2,DK,RF: Goto ANYEMPLY

Instrument SAS Name: ANYEXTRA

Destination Data Set: ELSD

EXTRAEXP

Field

BSECT9L2.BLEASE.BROW.EXTRAEXP

Description: How much for extra charges?

Form Pane Label: Extra charges

SAS Name: EXTRAEXP

Tag Name: EXTRAEXP

Inherited Universe:

Universe: ANYEXTRA = 1

Universe Description:

Question Text: How much of the payment is for these extra charges?

Type: Integer

Length: 6

Min: 1

Max: 99999

Don't Know

Refuse

Empty

On Input

On Output

Store Instructions: IF ERR1_EXTRAEXP is not triggered then set EXTR_EXP = EMPTY

Array:

Special Instructions: Display a \$ and comma in the entry field.

Skip Instructions: 1-99999: IF EXTRAEXP gt PAYEXPX then goto CK_EXTRA
ELSEIF (PAYTIME = 1 and EXTRAEXP lt 5 or gt 100) OR
(PAYTIME = 2 and EXTRAEXP lt 5 or gt 200) OR
(PAYTIME = 3 and EXTRAEXP lt 5 or gt 400) OR
(PAYTIME = 4 and EXTRAEXP lt 5 or gt 1200) OR
(PAYTIME = 5 and EXTRAEXP lt 5 or gt 2400) OR
(PAYTIME = 6 and EXTRAEXP lt 5 or gt 4800) OR
(PAYTIME = 7 and EXTRAEXP lt 5 or gt 3000) OR
(PAYTIME = 8 and EXTRAEXP lt 5 or gt 3000) OR
(PAYTIME = DK or RF and EXTRAEXP lt 5 or gt 3000)

```
      then goto ERR1_EXTRAEXP  
      ELSE goto ANYEMPLY
```

DK,RF: Goto ANYEMPLY

Instrument SAS Name: EXTRAEXP

Destination Data Set: ELSD

CK_EXTRAEXP

Check

BSECT9L2.BLEASE.BROW.CK_EXTRAEXP

Description: Extra Charge \$ gt total payment \$

Inherited Universe:

Universe: (EXTRAEXP gt PAYEXPX) AND (EXTRAEXP <> DK and EXTRAEXP <> RF) AND (PAYEXP <> DK and PAYEXP <> RF)

Universe Description:

Text: * [Payment for extra charges exceeds total cost.](#)

[Please Verify](#)

Check Instructions:

Type: Soft

Skip Instructions: Suppress: Goto ANYEMPLY

All others, go back to EXTRAEXP

Check

ERR1_EXTRAEXP
BSECT9L2.BLEASE.BROW.ERR1_EXTRAEXP

Description: Out of Range Check

Inherited Universe:

Universe: [(PAYTIME = 1 and EXTRAEXP lt 5 or gt 100) OR
(PAYTIME = 2 and EXTRAEXP lt 5 or gt 200) OR
(PAYTIME = 3 and EXTRAEXP lt 5 or gt 400) OR
(PAYTIME = 4 and EXTRAEXP lt 5 or gt 1200) OR
(PAYTIME = 5 and EXTRAEXP lt 5 or gt 2400) OR
(PAYTIME = 6 and EXTRAEXP lt 5 or gt 4800) OR
(PAYTIME = 7 and EXTRAEXP lt 5 or gt 3000) OR
(PAYTIME = 8 and EXTRAEXP lt 5 or gt 3000) OR
(PAYTIME = D or R and EXTRAEXP lt 5 or gt 3000)] AND
(EXTRAEXP <> DK and EXTRAEXP <> RF)

Universe Description:

Text: ♦ THE VALUE ENTERED IS UNUSUALLY HIGH OR LOW

PLEASE VERIFY AND IF CORRECT, ENTER ITEM LEVEL NOTE

Check Instructions: If suppressed then set EXTR_EXP = A1

Type: Soft

Skip Instructions: Suppress: Goto ANYEMPTY

All others, go back to EXTRAEXP

ANYEMPLY

Field

BSECT9L2.BLEASE.BROW.ANYEMPLY

Description: Any amount of lease paid by employer?

Form Pane Label: Employer payment

SAS Name: ANYEMPLY

Tag Name: ANYEMPLY

Inherited Universe:

Universe: (ANYEXTRA = 2, DK or RF) OR (EXTRAEXP = 1-99999, DK or RF)

Universe Description:

Question Text: Is any of the ^PAYEXPX FILL lease payment paid by an employer?

Fills: PAYEXPX FILL

Instructions: IF PAYEXPX = DK or RF, fill blank
ELSE fill "\$PAYEXPX"

Type: Enumerated

Length: 1

Answer List: TYesNo

Value:	Mnemonic:	Description:
1	Yes	Yes
2	No	No

Don't Know

Refuse

Empty

On Input

On Output

Array:

Skip Instructions: 1: Goto EMPLYEXP

2,DK,RF: Goto ANYTRADE

Instrument SAS Name: ANYEMPLY

Destination Data Set: ELSD

EMPLYEXP

Field

BSECT9L2.BLEASE.BROW.EMPLYEXP

Description: Amount paid by employer

Form Pane Label: Amount

SAS Name: EMPLYEXP

Tag Name: EMPLYEXP

Inherited Universe:

Universe: ANYEMPLY = 1

Universe Description:

Question Text: How much?

Type: Integer

Length: 6

Min: 1

Max: 99999

Don't Know

Refuse

Empty

On Input

On Output

Store Instructions: IF EMPLYEXP = DK, RF or 5-525 then set EMPL_EXP = EMPTY

Array:

Special Instructions: Display a \$ and comma in the entry field.

Skip Instructions: 1-99999: IF lt 5 or gt 525 then goto ERR1_EMPLYEXP
ELSEIF EMPLYEXP gt PAYEXPX then goto CK_EMPLYEXP
ELSE goto ANYTRADE

DK,RF: Goto ANYTRADE

Instrument SAS Name: EMPLYEXP

Destination Data Set: ELSD

Check

CK_EMPLYEXP
BSECT9L2.BLEASE.BROW.CK_EMPLYEXP

Description: \$ by employer gt Total \$

Inherited Universe:

Universe: (EMPLYEXP > PAYEXPX) AND (EMPLYEXP <> DK and EMPLYEXP <> RF)
AND (PAYEXPX <> DK and PAYEXPX <> RF)

Universe Description:

Text: * PAYMENT PAID BY EMPLOYER EXCEEDS TOTAL COST.

PLEASE VERIFY

Check Instructions:

Type: Soft

Skip Instructions: Suppress: Goto ANYTRADE

All others, go back to EMPLYEXP

ERR1_EMPLYEXP
BSECT9L2.BLEASE.BROW.ERR1_EMPLYEXP

Check

Description: Out of Range Check

Inherited Universe:

Universe: (EMPLYEXP lt 5 or gt 525) AND EMPLYEXP <> DK AND
EMPLYEXP <> RF

Universe Description:

Text: * THE VALUE ENTERED IS UNUSUALLY HIGH OR LOW

PLEASE VERIFY AND IF CORRECT, ENTER ITEM LEVEL NOTE

Check Instructions: IF suppressed then set EMPL_EXP = A1

Type: Soft

Skip Instructions: Suppress: Goto ANYTRADE

All others, go back to EMPLYEXP

Field

ANYTRADE
BSECT9L2.BLEASE.BROW.ANYTRADE

Description: Any trade in allowance?

Form Pane Label: Trade allowance

SAS Name: ANYTRADE

Tag Name: ANYTRADE

Inherited Universe:

Universe: PRCBSNSZ <> 100 AND ITEM <> 99 AND ITEM <> 888 AND
ITEM <> EMPTY

Universe Description: Not 100 percent business

Question Text: Was a trade-in allowance received?

Type: Enumerated

Length: 1

Answer List: TYesNo

Value:	Mnemonic:	Description:
1	Yes	Yes
2	No	No

- Don't Know
- Refuse
- Empty

- On Input
- On Output

Array:

Skip Instructions: 1: Goto TRADEEXP

2,DK,RF: Goto ANYDOWN

Instrument SAS Name: ANYTRADE

Destination Data Set: ELSD

TRADEEXP

Field

BSECT9L2.BLEASE.BROW.TRADEEXP

Description: Amount of trade in allowance

Form Pane Label: Amount

SAS Name: TRADEEXP

Tag Name: TRADEEXP

Inherited Universe:

Universe: ANYTRADE = 1

Universe Description:

Question Text: How much?

Type: Integer

Length: 7

Min: 1

Max: 999999

Don't Know

Refuse

Empty

On Input

On Output

Store Instructions: IF TRADEEXP = DK, RF or 400-26000 then set TRAD_EXP = EMPTY

Array:

Special Instructions: Display a \$ and comma in the entry field.

Skip Instructions: 1-999999: IF entry lt 400 or gt 26000 then goto ERR1_TRADEEXP
ELSE goto ANYDOWN

DK,RF: Goto ANYDOWN

Instrument SAS Name: TRADEEXP

Destination Data Set: ELSD

Check

ERR1_TRADEEXP
BSECT9L2.BLEASE.BROW.ERR1_TRADEEXP

Description: Out of Range Check

Inherited Universe:

Universe: (TRADEEXP lt 400 or gt 26000) AND TRADEEXP <> DK
AND TRADEEXP <> RF

Universe Description:

Text: * THE VALUE ENTERED IS UNUSUALLY HIGH OR LOW

PLEASE VERIFY AND IF CORRECT, ENTER ITEM LEVEL NOTE

Check Instructions: IF suppressed then set TRAD_EXP = A1

Type: Soft

Skip Instructions: Suppress: Goto ANYDOWN

All others, go back to TRADEEXP

ANYDOWN

Field

BSECT9L2.BLEASE.BROW.ANYDOWN

Description: Any down payment made?

Form Pane Label: Down Payment?

SAS Name: ANYDOWN

Tag Name: ANYDOWN

Inherited Universe:

Universe: PRCBSNSZ <> 100 AND ITEM <> 99 AND ITEM <> 888 AND
ITEM <> EMPTY

Universe Description: Not 100% business

Question Text: Was a cash down payment made?

✦ [Read if necessary -](#)

Your lease agreement may list this as a capitalized cost reduction.

Type: Enumerated

Length: 1

Answer List: TYesNo

Value:	Mnemonic:	Description:
1	Yes	Yes
2	No	No

Don't Know

Refuse

Empty

On Input

On Output

Array:

Skip Instructions: 1: Goto DOWNEXP

2,DK,RF: Goto ANYHAVE

Instrument SAS Name: ANYDOWN

Destination Data Set: ELSD

DOWNEXP

Field

BSECT9L2.BLEASE.BROW.DOWNEXP

Description: Amount of down payment

Form Pane Label: Amount

SAS Name: DOWNEXP

Tag Name: DOWNEXP

Inherited Universe:

Universe: ANYDOWN = 1

Universe Description:

Question Text: How much?

Type: Integer

Length: 7

Min: 1

Max: 999999

Don't Know

Refuse

Empty

On Input

On Output

Store Instructions: IF DOWNEXP = DK, RF or ERR1_DOWNEXP is not triggered THEN
set DOWNEXP_ = A1

Array:

Special Instructions: Display a \$ and comma in the entry field.

Skip Instructions: 1-999999: IF lt 262 or gt 10000 then goto ERR1_DOWNEXP
ELSE goto ANYDNEMP

DK,RF: Goto ANYDNEMP

Instrument SAS Name: DOWNEXP

Destination Data Set: ELSD

Check

ERR1_DOWNEXP
BSECT9L2.BLEASE.BROW.ERR1_DOWNEXP

Description: Out of Range Check

Inherited Universe:

Universe: (DOWNEXP < 262 or DOWNEXP > 10000) AND
DOWNEXP <> DK AND DOWNEXP <> RF

Universe Description:

Text: * THE VALUE ENTERED IS UNUSUALLY HIGH OR LOW

PLEASE VERIFY AND IF CORRECT, ENTER ITEM LEVEL NOTE

Check Instructions: IF suppressed then set DOWNEXP_ = A1

Type: Soft

Skip Instructions: Suppress: Goto ANYDNEMP

All others, go back to DOWNEXP

ANYDNEMP

Field

BSECT9L2.BLEASE.BROW.ANYDNEMP

Description: Any amount paid by employer?

Form Pane Label: Cash down

SAS Name: ANYDNEMP

Tag Name: ANYDNEMP

Inherited Universe:

Universe: DOWNEXP = 1-999999, DK or RF

Universe Description:

Question Text: Was any portion of the cash down payment paid by an employer?

Type: Enumerated

Length: 1

Answer List: TYesNo

Value:	Mnemonic:	Description:
1	Yes	Yes
2	No	No

- Don't Know
- Refuse
- Empty

- On Input
- On Output

Array:

Skip Instructions: 1: Goto DNEMPEXP

2,DK,RF: Goto ANYHAVE

Instrument SAS Name: ANYDNEMP

Destination Data Set: ELSD

Field

DNEMPEXP
BSECT9L2.BLEASE.BROW.DNEMPEXP

Description: How much was paid by employer?

Form Pane Label: Amount

SAS Name: DNEMPEXP

Tag Name: DNEMPEXP

Inherited Universe:

Universe: ANYDNEMP = 1

Universe Description:

Question Text: How much?

Type: Integer

Length: 7

Min: 1

Max: 999999

Don't Know

Refuse

Empty

On Input

On Output

Store Instructions: IF DNEMPEXP = DK, RF or ERR1_DNEMPEXP is not triggered THEN
set DNEM_EXP = A1

Array:

Special Instructions: Display a \$ and comma in the entry field.

Skip Instructions: 1-999999: IF lt 5 or gt 2500 then goto ERR1_DNEMPEXP
ELSEIF DNEMPEXP gt DOWNEXP then goto CK_DNEMPEXP
ELSE goto ANYHAVE

DK,RF: Goto ANYHAVE

Instrument SAS Name: DNEMPEXP

Destination Data Set: ELSD

CK_DNEMPEXP

Check

BSECT9L2.BLEASE.BROW.CK_DNEMPEXP

Description: Employer \$ gt Total \$

Inherited Universe:

Universe: (DNEMPEXP > DOWNEXP) AND
(DNEMPEXP <> DK and DNEMPEXP <> RF) AND
(DOWNEXP <> DK and DOWNEXP <> RF)

Universe Description:

Text: ♦ [Payment paid by employer exceeds total cost.](#)

[Please verify](#)

Check Instructions:

Type: Soft

Skip Instructions: Suppress: Goto ANYHAVE

All others, go back to DNEMPEXP

Check

ERR1_DNEMPEXP
BSECT9L2.BLEASE.BROW.ERR1_DNEMPEXP

Description: Out of Range Check

Inherited Universe:

Universe: (DNEMPEXP lt 5 or gt 2500) AND DNEMPEXP <> DK AND
DNEMPEXP <> RF

Universe Description:

Text: * THE VALUE ENTERED IS UNUSUALLY HIGH OR LOW

PLEASE VERIFY AND IF CORRECT, ENTER ITEM LEVEL NOTE

Check Instructions: IF suppressed then set DNEM_EXP = A1

Type: Soft

Skip Instructions: Suppress: Goto ANYHAVE

All others, go back to DNEMPEXP

ANYHAVE

Field

BSECT9L2.BLEASE.BROW.ANYHAVE

Description: Do you still have the vehicle?

Form Pane Label: Still have?

SAS Name: ANYHAVE

Tag Name: ANYHAVE

Inherited Universe:

Universe: (DNEMPEXP = 1-999999, DK or RF) OR (ANYDNEMP = 2, DK or RF) OR (ANYDOWN = 2, DK or RF)

Universe Description:

Question Text: Are you still leasing this vehicle?

• If the vehicle was purchased at the end of the lease, collect the new vehicle in [Section 10](#).

Type: Enumerated

Length: 1

Answer List: TYesNo

Value:	Mnemonic:	Description:
1	Yes	Yes
2	No	No

- Don't Know
- Refuse
- Empty

- On Input
- On Output

Array:

Skip Instructions: 1,DK,RF: Goto LSDSTORE

2: Goto LSDENDMO

Instrument SAS Name: ANYHAVE

Destination Data Set: ELSD

LSDENDMO

Field

BSECT9L2.BLEASE.BROW.LSDENDMO

Description: Month lease terminated

Form Pane Label: Month

SAS Name: LSDENDMO

Tag Name: LSDENDMO

Inherited Universe:

Universe: ANYHAVE = 2

Universe Description:

Question Text: In what month was the lease terminated?

Type: Enumerated

Length: 2

Answer List: TMONTH

Value:	Mnemonic:	Description:
1	Jan	January
2	Feb	February
3	Mar	March
4	Apr	April
5	May	May
6	Jun	June
7	Jul	July
8	Aug	August
9	Sep	September
10	Oct	October
11	Nov	November
12	Dec	December

Don't Know

Refuse

Empty

On Input

On Output

Array:

Skip Instructions: Goto LSDENDYR

Instrument SAS Name: LSDENDMO

Destination Data Set: ELSD

LSDENDYR

Field

BSECT9L2.BLEASE.BROW.LSDENDYR

Description: Year the lease was terminated.

Form Pane Label: Year

SAS Name: LSDENDYR

Tag Name: LSDENDYR

Inherited Universe:

Universe: ANYHAVE = 2

Universe Description: Not still leasing this vehicle

Question Text: In what year was the lease terminated?

Type: Integer

Length: 5

Min: 1950

Max: 9999

Don't Know

Refuse

Empty

On Input

On Output

Array:

Special Instructions: Do not allow a max value greater than current year + 1

Skip Instructions: IF lsdendyr gt current year + 1 then goto CK_LSDENDYR

ELSE goto ANYFEES

Instrument SAS Name: LSDENDYR

Destination Data Set: ELSD

Check

CK_LSDENDYR
BSECT9L2.BLEASE.BROW.CK_LSDENDYR

Description: Lease terminated year more than 1 year in the future

Inherited Universe:

Universe: LSDENDYR gt current year + 1

Universe Description:

Text: * [Lease end year is not valid](#)

Check Instructions:

Type: Soft

Skip Instructions: Go back to LSDENDYR

ANYFEES

Field

BSECT9L2.BLEASE.BROW.ANYFEES

Description: fees during termination of lease

Form Pane Label: Fees

SAS Name: ANYFEES

Tag Name: ANYFEES

Inherited Universe:

Universe: ANYHAVE = 2

Universe Description: Not still leasing this vehicle

Help Screen: H_ANYFEES

Question Text: ? [F1]

Were any fees incurred at the termination of the lease?

Type: Enumerated

Length: 1

Answer List: TYesNo

Value:	Mnemonic:	Description:
1	Yes	Yes
2	No	No

Don't Know

Refuse

Empty

On Input

On Output

Array:

Skip Instructions: 1: Goto FEESEXP

2,DK,RF: IF RT10.POPGRP = 1-16 or 01-09 then goto LSDSTORE
ELSE goto MORE

Instrument SAS Name: ANYFEES

Destination Data Set: ELSD

FEESEXP

Field

BSECT9L2.BLEASE.BROW.FEESEXP

Description: How much?

Form Pane Label: Amount

SAS Name: FEESEXP

Tag Name: FEESEXP

Inherited Universe:

Universe: ANYFEES = 1

Universe Description:

Question Text: How much?

Type: Integer

Length: 7

Min: 1

Max: 999999

Don't Know

Refuse

Empty

On Input

On Output

Store Instructions: IF FEESEXP = DK or RF or ERR1_FEESEXP is not triggered THEN
Set FEESEXP_ = EMPTY

Array:

Special Instructions: Display a \$ and comma in the entry field.

Skip Instructions: IF ENTRY lt 50 or gt 3000 then goto ERR1_FEESEXP

ELSEIF RT10.POPGRP = 1-16 or 01-09 then goto LSDSTORE

ELSE goto MORE

Instrument SAS Name: FEESEXP

Destination Data Set: ELSD

Check

ERR1_FEESEXP
BSECT9L2.BLEASE.BROW.ERR1_FEESEXP

Description: Out of Range Check

Inherited Universe:

Universe: (FEESEXP lt 50 or gt 3000) AND
FEESEXP <> DK AND FEESEXP <> RF

Universe Description:

Text: * THE VALUE ENTERED IS UNUSUALLY HIGH OR LOW

PLEASE VERIFY AND IF CORRECT, ENTER ITEM LEVEL NOTE

Check Instructions: IF suppressed then set FEESEXP_ = A1

Type: Soft

Skip Instructions: Suppress: IF RT10.POPGRP = 1-16 or 01-09 then goto LSDSTORE
ELSE goto MORE

All others, go back to FEESEXP

LSDSTORE

Field

BSECT9L2.BLEASE.BROW.LSDSTORE

Description: Leased Vehicle Store

Form Pane Label: Store

SAS Name: LSDSTORE

Tag Name: LSDSTORE

Inherited Universe:

Universe: (ANYHAVE = 1, 2, DK, or RF) AND (RT10.POPGRP = 1-16 or 01-09)

Universe Description:

Question Text: What is the name of the business that provided this leased vehicle?

✦ Enter store, website, or company name

Type: String

Length: 45

Don't Know

Refuse

Empty

On Input

On Output

Store Instructions: If UPPERCASE ENTRY contains ".COM" then set LSDPURCH = 1 and "keep" and "show"

Array:

Skip Instructions: ENTRY: IF UPPERCASE ENTRY contains ".COM" then goto MORE
ELSE goto LSDPURCH

DK,RF: Goto MORE

Instrument SAS Name: LSDSTORE

Destination Data Set: ELSD

Field

LSDPURCH
BSECT9L2.BLEASE.BROW.LSDPURCH

Description: Purchased Online or in person

Form Pane Label: Online

SAS Name: LSDPURCH

Tag Name: LSDPURCH

Inherited Universe:

Universe: LSDSTORE = RESPONSE AND (UPPERCASE entry in LSDSTORE does NOT contain ".COM")

Universe Description:

Question Text: Was this leased -

Type: Enumerated

Length: 1

Answer List: Tonline

Value:	Mnemonic:	Description:
1	Online	Online?
2	InPerson	In person?
3	MailTel	By mail or telephone order?
4	Other	Other

- Don't Know
- Refuse
- Empty

- On Input
- On Output

Array:

Special Instructions: Answer list descriptions for options 1-3 should be bold black

Skip Instructions: 1,3,4,DK,RF: Goto MORE

2: Goto LSDLOC

Instrument SAS Name: LSDPURCH

Destination Data Set: ELSD

Field

LSDLOC
BSECT9L2.BLEASE.BROW.LSDLOC

Description: Where Leased - City

Form Pane Label: Location - City

SAS Name: LSDLOC

Tag Name: LSDLOC

Inherited Universe:

Universe: LSDPURCH = 2

Universe Description:

Question Text: In what city is ^LSDSTORE_Fill located?

Fills: LSDSTORE_Fill

Instructions: Fill entry in LSDSTORE

Type: String

Length: 45

Don't Know
 Refuse
 Empty

On Input
 On Output

Array:

Skip Instructions: Goto LSDLOCST

Instrument SAS Name: LSDLOC

Destination Data Set: ELSD

LSDLOCST

Field

BSECT9L2.BLEASE.BROW.LSDLOCST

Description: Where Leased - State

Form Pane Label: State

SAS Name: LSDLOCST

Tag Name: LSDLOCST

Inherited Universe:

Universe: LSDPURCH = 2

Universe Description:

Help Screen: H_DESTCODE

Question Text: ? [F1]

In what state is ^LSDSTORE_Fill located?

✦ [Enter the two character state abbreviation](#)

Fills: LSDSTORE_Fill

Instructions: Fill entry in LSDSTORE

Type: String

Length: 2

Don't Know
 Refuse
 Empty

On Input
 On Output

Array:

Special Instructions: Use answer type TState - STRING[2], display width 4

Skip Instructions: IF entry is not a valid state abbreviation then
goto CK_LSDLOCST

ELSE goto MORE

Instrument SAS Name: LSDLOCST

Destination Data Set: ELSD

CK_LSDLOCST

Check

BSECT9L2.BLEASE.BROW.CK_LSDLOCST

Description: Not a valid state abbreviation

Inherited Universe:

Universe: (Entry in LSDLOCST is not a valid state abbreviation) AND LSDLOCST <> DK AND LSDLOCST <> RF

Universe Description: State abbreviation entered is not valid

Text: * [Not a valid state abbreviation](#)

Check Instructions:

Type: Hard

Skip Instructions: Go back to LSDLOCST

Field

MORE
BSECT9L2.BLEASE.BROW.MORE

Description:

Form Pane Label: Any More

SAS Name:

Tag Name: ANYOTH

Inherited Universe:

Universe: ITEM <> 99 and ITEM <> 888 and ITEM <> EMPTY

Universe Description: (ANYHAVE = 1, DK or RF) OR (ANYFEES = 2, DK or RF) OR
(FEESEXP = 1-999999, DK or RF) OR
(PRCBSNSZ = 100 AND ERR2 = suppressed)

Question Text: Did you lease any other automobiles, trucks, vans, minivans, or SUVs?

Type: Enumerated

Length: 1

Answer List: TYesNo

Value:	Mnemonic:	Description:
1	Yes	Yes
2	No	No

- Don't Know
- Refuse
- Empty

- On Input
- On Output

Store Instructions: 1. IF MORE = 1, 2, DK or RF then
Set LSD_ORIG = 1
Set LSD_STAT = 1

Array:

Special Instructions: If entry of 1 and row number ne 6 then pre-fill the ITEM and DESCRIPTION fields for the next row with the same information as the current row.

Skip Instructions: 1: IF ROW number = 6 then goto ERR_MAX
ELSE goto ITEM, next row

2,DK,RF: Exit block and goto S09_END

Instrument SAS Name: ANYOTH

Destination Data Set: ELSD

Check

ERR_MAX
BSECT9L2.BLEASE.BROW.ERR_MAX

Description: Max Number of Rows Reached

Inherited Universe:

Universe: ANYOTH = 1 and ROW number = 6

Universe Description:

Text: ♦ [No more rows can be added](#)

Check Instructions:

Type: Hard

Skip Instructions: Go back to ANYOTH

LSDCODE

Field

BSECT9L2.BLEASE.BROW.LSDCODE

Description: 3 digit item code

Form Pane Label:

SAS Name: LSDCODE

Tag Name:

Inherited Universe:

Universe:

Universe Description:

Question Text:

Type: Integer

Length: 3

Min: 100

Max: 110

- Don't Know
- Refuse
- Empty

- On Input
- On Output

Array:

Special Instructions: NOTE: See ITEM for how to set this field.

Valid Values: 105

Instrument SAS Name: LSDCODE

Destination Data Set: ELSD

Field

MKMDEL
BSECT9L2.BLEASE.BROW.MKMDEL

Description: Vehicle make and model

Form Pane Label:

SAS Name: MKMDEL

Tag Name:

Inherited Universe:

Universe:

Universe Description:

Question Text:

Type: String

Length: 5

- Don't Know
- Refuse
- Empty

- On Input
- On Output

Array:

Special Instructions: NOTE: See MKMD_SCR for how to set this field.

Instrument SAS Name: MKMDEL

Destination Data Set: ELSD

NUMPAY_

Field

BSECT9L2.BLEASE.BROW.NUMPAY_

Description: Range edit flag for NUMPAY

Form Pane Label:

SAS Name: NUMPAY_

Tag Name:

Inherited Universe:

Universe:

Universe Description:

Question Text:

Type: String

Length: 2

- Don't Know
- Refuse
- Empty

- On Input
- On Output

Array:

Special Instructions: NOTE: See ERR1_NUMPAY for how to set this field.

Valid Values: A1 = Range edit failed
(ERR1 check was suppressed)
Blank = Range edit passed

Instrument SAS Name: NUMPAY_

Destination Data Set: ELSD

Field

PAYEXPX_
BSECT9L2.BLEASE.BROW.PAYEXPX_

Description: Range edit flag for PAYEXPX

Form Pane Label:

SAS Name: PAYEXPX_

Tag Name:

Inherited Universe:

Universe:

Universe Description:

Question Text:

Type: String

Length: 2

- Don't Know
- Refuse
- Empty

- On Input
- On Output

Array:

Special Instructions: NOTE: See ERR1_PAYTIME for how to set this field.

Valid Values: A1 = Range edit failed
(ERR1 check was suppressed)
Blank = Range edit passed

Instrument SAS Name: PAYEXPX_

Destination Data Set: ELSD

EXTR_EXP

Field

BSECT9L2.BLEASE.BROW.EXTR_EXP

Description: Range edit flag for EXTRAEXP

Form Pane Label:

SAS Name: EXTR_EXP

Tag Name:

Inherited Universe:

Universe:

Universe Description:

Question Text:

Type: String

Length: 2

- Don't Know
- Refuse
- Empty

- On Input
- On Output

Array:

Special Instructions: NOTE: See ERR1_EXTRAEXP for how to set this field.

Valid Values: A1 = Range edit failed
(ERR1 check was suppressed)

Blank = Range edit passed

Instrument SAS Name: EXTR_EXP

Destination Data Set: ELSD

Field

EMPL_EXP
BSECT9L2.BLEASE.BROW.EMPL_EXP

Description: Range edit flag for EMPYEXP

Form Pane Label:

SAS Name: EMPL_EXP

Tag Name:

Inherited Universe:

Universe:

Universe Description:

Question Text:

Type: String

Length: 2

- Don't Know
- Refuse
- Empty

- On Input
- On Output

Array:

Special Instructions: NOTE: See ERR1_EMPYEXP for how to set this field.

Valid Values: A1 = Range edit failed
(ERR1 check was suppressed)

Blank = Range edit passed

Instrument SAS Name: EMPL_EXP

Destination Data Set: ELSD

TRAD_EXP

Field

BSECT9L2.BLEASE.BROW.TRAD_EXP

Description: Range edit flag for TRADEEXP

Form Pane Label:

SAS Name: TRAD_EXP

Tag Name:

Inherited Universe:

Universe:

Universe Description:

Question Text:

Type: String

Length: 2

- Don't Know
- Refuse
- Empty

- On Input
- On Output

Array:

Special Instructions: NOTE: See ERR1_TRADEXP for how to set this field.

Valid Values: A1 = Range edit failed
(ERR1 check was suppressed)
Blank = Range edit passed

Instrument SAS Name: TRAD_EXP

Destination Data Set: ELSD

Field

DOWNEXP_
BSECT9L2.BLEASE.BROW.DOWNEXP_

Description: Range edit flag for DOWNEXP

Form Pane Label:

SAS Name: DOWNEXP_

Tag Name:

Inherited Universe:

Universe:

Universe Description:

Question Text:

Type: String

Length: 2

- Don't Know
- Refuse
- Empty

- On Input
- On Output

Array:

Special Instructions: NOTE: See ERR1_DOWNEXP for how to set this field.

Valid Values: A1 = Range edit failed
(ERR1 check was suppressed)

Blank = Range edit passed

Instrument SAS Name: DOWNEXP_

Destination Data Set: ELSD

DNEM_EXP

Field

BSECT9L2.BLEASE.BROW.DNEM_EXP

Description: Range edit flag for DNEMPEXP

Form Pane Label:

SAS Name: DNEM_EXP

Tag Name:

Inherited Universe:

Universe:

Universe Description:

Question Text:

Type: String

Length: 2

- Don't Know
- Refuse
- Empty

- On Input
- On Output

Array:

Special Instructions: NOTE: See ERR1_DNEMPEXP for how to set this field.

Valid Values: A1 = Range edit failed
(ERR1 check was suppressed)

Blank = Range edit passed

Instrument SAS Name: DNEM_EXP

Destination Data Set: ELSD

Field

FEESEXP_
BSECT9L2.BLEASE.BROW.FEESEXP_

Description: Range edit flag for FEESEXP

Form Pane Label:

SAS Name: FEESEXP_

Tag Name:

Inherited Universe:

Universe:

Universe Description:

Question Text:

Type: String

Length: 2

- Don't Know
- Refuse
- Empty

- On Input
- On Output

Array:

Special Instructions: NOTE: See ERR1_FEESEXP for how to set this field.

Valid Values: A1 = Range edit failed
(ERR1 check was suppressed)

Blank = Range edit passed

Instrument SAS Name: FEESEXP_

Destination Data Set: ELSD

LSD_STAT

Field

BSECT9L2.BLEASE.BROW.LSD_STAT

Description: Record status

Form Pane Label:

SAS Name: REC_STAT

Tag Name:

Inherited Universe:

Universe:

Universe Description:

Question Text:

Type: String

Length: 1

- Don't Know
- Refuse
- Empty

- On Input
- On Output

Array:

Special Instructions: NOTE: See ANYOTH for how to set this field

Valid Values: 1 = Active Record
3 = Inactive Record

Instrument SAS Name: LSD_STAT

Destination Data Set: ELSD

Field

LSD_ORIG
BSECT9L2.BLEASE.BROW.LSD_ORIG

Description: Record origin

Form Pane Label:

SAS Name: REC_ORIG

Tag Name:

Inherited Universe:

Universe:

Universe Description:

Question Text:

Type: String

Length: 1

Don't Know

Refuse

Empty

On Input

On Output

Array:

Special Instructions: NOTE: See ANYOTH for how to set this field

Valid Values: 1 = Data from current month interview.

4 = Inventory record, no updates

5 = Inventory record, updated made

Instrument SAS Name: LSD_ORIG

Destination Data Set: ELSD

MATCHID

Field

BSECT9L2.BLEASE.BROW.MATCHID

Description: Vehicle Match ID - Output Only Field

Form Pane Label:

SAS Name:

Tag Name:

Inherited Universe:

Universe:

Universe Description:

Question Text:

Type: Integer

Length: 2

Min: 1

Max: 99

- Don't Know
- Refuse
- Empty

On Input

On Output

Array:

Special Instructions: Valid Values: 1-99

Instrument SAS Name: MATCHID

Destination Data Set: ELSD

Field

S9_END
S9_END

Description: End of Section 9

Form Pane Label:

SAS Name:

Tag Name:

Inherited Universe:

Universe: (BSECT9L2.BLease.Brow.ITEM = 99) OR
(BSECT9L2.BLease table is full)

Universe Description:

Question Text:

Type: Classification

Length: 0

- Don't Know
- Refuse
- Empty

- On Input
- On Output

Array:

Special Instructions: IF (Any BSect9L1.BTableA.Brow.ITEM = 99 or
BSect9L1.BTableA.Brow.ITEM = 888 for row 10 or
BSect9L1.BTableA.Brow.MORE = 1, 2, DK, RF for row 10)
AND ((Any TblInventory.BikRow.TERMFEE = 2, DK, RF or
TblInventory.BikRow.TERMFEEEX = 0-99999, DK, RF or
TblInventory.BikRow.LVIMILE = 1-999999, DK, RF) for all
vehicles on the inventory table with 8500.LSD_STAT ne 3)
AND (ANY BSECT9L2.BLease.Brow.ITEM = 99 or
BSECT9L2.BLease.Brow.ITEM = 888 for row 6 or
BSECT9L2.BLease.Brow.ANYOTH = 1, 2, DK, RF for row 6)
then Set section complete flag.
(Store "Yes" in Sectcomp(9))

Skip Instructions: Exit block and goto BSect10 (Section 10)

LP9R_Flag

LP9R_Flag

Field

Description: Section 9 Extended Recall Flag - Rental Cars

Form Pane Label:

SAS Name:

Tag Name:

Inherited Universe:

Universe: S9A_END = "Yes"

Universe Description: Rental car section is complete

Question Text:

Type: Enumerated

Length: 1

Answer List: TYesNo

Value:	Mnemonic:	Description:
1	Yes	Yes
2	No	No

- Don't Know
- Refuse
- Empty

- On Input
- On Output

Store Instructions: FOR I: = 1-9
 LP9R_Flag[I] = 2
 ENDDO

```
FOR I:= 1 TO 10 DO
  IF BSect9.BSect9L1.BTableA.Brow[[]].Item = 1 THEN
    LP9R_Flag[1] := 1
  END
END DO
```

Array:

Number of Elements: 9

Instrument SAS Name: LP9R_Flag

BSECT10

BSECT10

Block

Description: Owned Vehicles

Tab Name: S10

Fly Over Name: S10 - Owned Vehicles

Universe Type: If

Inherited Universe:

Universe: (BFront.START <> 3-5) AND BCeintro.CE_INTRO = 1

Universe Description: ALL

Array:

- Block Instructions:**
1. Input variables are denoted by "8500." in front of the variable name.
 2. Section label for S10_INTRO = Section 10 - Owned Vehicles
 3. Pre-chart
 - o Follow pre-chart standards. (See attachment on the field Prechart_Standards.)
 - o See the attachment on the variable Input_Setup_Specifications for specific prechart information

Field

S10_INTRO
S10_INTRO

Description: Introduction

Form Pane Label: Introduction

SAS Name:

Tag Name: S10_INTRO

Inherited Universe:

Universe: INTNMBR = 1-4

Universe Description: All

Question Text: Now I'm going to ask about owned vehicles.

<u>Vehicle</u>	<u>Vehicle</u>	<u>Vehicle</u>	<u>Business</u>
<u>Number</u>	<u>Year</u>	<u>Make/Model</u>	<u>Use</u>
(VEHICIB)	(VEHICYR)	(MKMDL_SC)	(VEHBSNS)

Type: Enumerated

Length: 1

Answer List: TContinue

Value:	Mnemonic:	Description:
1	Continue	Enter 1 to Continue

- Don't Know
- Refuse
- Empty

- On Input
- On Output

Array:

Skip Instructions: IF there are vehicles on the chart with 8500.OVB_STAT <> 3
then goto TBLInv.Binv.OVAHAVE

ELSE goto BVehicle.Brow.ITEM

Instrument SAS Name: S10_INTRO

Destination Data Set: EOVB

TBLINV

TBLINV

Block

Description:

Tab Name:
Fly Over Name:
Universe Type: If

Inherited Universe:

Universe: (S10_INTRO = 1 AND there is at least one vehicle on the inventory chart with 8500.OVB_STAT <> 3)

Universe Description:

Array:

Block Instructions: 1. Max grid lines: 99

2. Section Label:
Section 10 - Owned Vehicles - Inventory Chart
3. Build an inventory grid according to the Inventory Chart form pane.
4. The first four columns should be pre-filled with data from the input file.

8500.VEHICIB (vehicle number)
8500.VEHICYR (vehicle year)
8500.MKMDL_SC (vehicle make/model)
8500.VEHBSNS (business use)
If 1, display "yes"
If 2, display "no"
5. Gray out the first four columns.
They should be "show only."
Place the cursor on the fifth column (OVAHAVE).
This is the first question to be asked.
6. Display but gray out (instead of blue text) previously disposed of vehicles (S11.inv.ovb_stat = 3).

Block

BINV
TBLINV.BINV

Description:

Tab Name:
Fly Over Name:
Universe Type:

Inherited Universe:

Universe:

Universe Description:

Array:

Block Instructions:

VEHICIB

Field

TBLINV.BINV.VEHICIB

Description: Vehicle number (SHOW ONLY)

Form Pane Label: Vehicle Number

SAS Name:

Tag Name:

Inherited Universe:

Universe:

Universe Description:

Question Text: ** SHOW VARIABLE **

Type: Integer

Length: 3

Min: 1

Max: 999

- Don't Know
- Refuse
- Empty

- On Input
- On Output

Array:

Special Instructions: NOTE: Vehicle Line number for 8500 policies

Instrument SAS Name: VEHICIB

Field

VEHICYR
TBLINV.BINV.VEHICYR

Description: Vehicle Model Year (SHOW ONLY)

Form Pane Label: Model year

SAS Name:

Tag Name:

Inherited Universe:

Universe:

Universe Description:

Question Text: ** SHOW Variable **

Type: String

Length: 5

- Don't Know
- Refuse
- Empty

- On Input
- On Output

Array:

Special Instructions: NOTE: Vehicle model year for 8500 policies

Instrument SAS Name: VEHICYR

OWNMAKEMODEL

Field

TBLINV.BINV.OWNMAKEMODEL

Description: Vehicle make and model (SHOW ONLY)

Form Pane Label: Vehicle make/model

SAS Name:

Tag Name:

Inherited Universe:

Universe:

Universe Description:

Question Text: ** SHOW ONLY **

Type: String

Length: 30

- Don't Know
- Refuse
- Empty

- On Input
- On Output

Array:

Special Instructions: NOTE: Vehicle make and model from 8500 policies

Instrument SAS Name: OWNMAKEMODEL

Field

VEHBSNS
TBLINV.BINV.VEHBSNS

Description: Vehicle used for business (SHOW ONLY)

Form Pane Label: Business

SAS Name:

Tag Name:

Inherited Universe:

Universe:

Universe Description:

Question Text: ** SHOW ONLY **

Type: String

Length: 3

- Don't Know
- Refuse
- Empty

- On Input
- On Output

Array:

Special Instructions: NOTE: Vehicle used for business for 8500 policies

This field is 3 characters so that it can display
'Yes' or 'No' instead of '1' and '2'.

Instrument SAS Name: VEHBSNS

OVAHAVE
 TBLINV.BINV.OVAHAVE

Field

Description: Still have vehicle?

Form Pane Label: Still have?

SAS Name: OVAHAVE

Tag Name: OVAHAVE

Inherited Universe:

Universe: Vehicle was reported in previous quarter and 8500.OVB_STAT <> 3 for this vehicle.

Universe Description:

Question Text: ^DoDoes_C ^YOU_YRCU still have the ^CarDesc_Fill?

Vehicle	Vehicle	Vehicle	Business
<u>Number</u>	<u>Year</u>	<u>Make/Model</u>	<u>Use</u>
(VEHICIB)	(VEHICYR)	(MKMDL_SC)	(VEHBSNS)

Fills: DoDoes_C

Instructions: IF NUMHOUSE = 1 then fill "Do"
 ELSE fill "Does"

Fills: YOU_YRCU

Instructions: IF NUMHOUSE = 1 then fill "you"
 ELSE fill "your household"

Fills: CarDesc_Fill

Instructions: If 8500.VEHICYB = 100, 105 or 110 and VEHICYR = blank and 8500.MKMDL_SC = blank then fill "vehicle"
 Else IF 8500.VEHICYB = 100, 105 or 110 fill VEHICYR and 8500.MKMDL_SC
 ELSE fill 8500.MKMDL_SC

Type: Enumerated

Length: 1

Answer List: TYesNo

Value:	Mnemonic:	Description:
1	Yes	Yes
2	No	No

Don't Know
 Refuse
 Empty

On Input
 On Output

Store Instructions: IF 1 then set DISPOSED = EMPTY
IF 2 then set DISPOSED = 1

Array:

Skip Instructions: 1,DK,RF: Goto OVAHAVE for next appropriate vehicle on
chart, if no more vehicles exit block and
goto ITEM

2: Goto BDisposed.VEHDISP

Instrument SAS Name: OVAHAVE

Destination Data Set: EOVB

MATCHID

Field

TBLINV.BINV.MATCHID

Description: Vehicle Match ID - Output Only Field

Form Pane Label:

SAS Name:

Tag Name:

Inherited Universe:

Universe:

Universe Description:

Question Text:

Type: Integer

Length: 2

Min: 1

Max: 99

- Don't Know
- Refuse
- Empty

On Input

On Output

Store Instructions: Set = 850015.MATCHID

Array:

Special Instructions: Valid Values: 1-99

Instrument SAS Name: MATCHID

Destination Data Set: EOVB

Block

BDISPOSED
TBLINV.BINV.BDISPOSED

Description: Disposed of Vehicles

Tab Name:

Fly Over Name:

Universe Type: If

Inherited Universe:

Universe: OVAHAVE = 2

Universe Description:

Array:

Block Instructions: 1. Max # of grid lines: 25

2. Section Label: Section 10, Disposed Vehicles

INCLUDE_DISPOSED

Field

TBLINV.BINV.BDISPOSED.INCLUDE_DISPOSED

Description: Include fields/checks from Block BSECT10.BVehicle.Brow.BDisposed

Form Pane Label:

SAS Name:

Tag Name:

Inherited Universe:

Universe:

Universe Description:

Question Text:

Type: Classification

Length: 0

- Don't Know
- Refuse
- Empty

- On Input
- On Output

Array:

Special Instructions: Include all fields/checks from Block BSECT10.BVehicle.Brow.BDisposed here

Block

BVEHICLE
BVEHICLE

Description:

Tab Name:
Fly Over Name:
Universe Type: If

Inherited Universe:

Universe: ([S10_INTRO = 1 AND (INTNMBR = 1 OR (INTNMBR = 2-4 and no inventory or all vehicles have 8500.OVB_STAT = 3))] OR [all vehicles on the inventory chart have been asked about])

Universe Description:

Array:

- Block Instructions:**
1. Max # of grid lines: 25
 2. Section Label: Section 10 - Owned Vehicles

BROW
BVEHICLE.BROW

Block

Description:

Tab Name:

Fly Over Name:

Universe Type:

Inherited Universe:

Universe:

Universe Description:

Array:

Block Instructions:

Field

ITEM
BVEHICLE.BROW.ITEM

Description: type of vehicle

Form Pane Label: ITEM

SAS Name:

Tag Name: OVB_ITEM

Inherited Universe:

Universe:

Universe Description:

Help Screen: H_S9

Question Text:  31 ? [F1]

SCREEN 1A -----

^S10_Screen1A

◆ **IF YES - What kind of vehicle was it?**

SCREEN 1B -----

^DoDoes_C ^YOU_YRCU own any automobiles, trucks, minivans, vans or SUV's which were not used entirely for business?

SCREEN 2 -----

^DoDoes_C ^YOU_YRCU own any other types of vehicles including boats and planes which are not used entirely for business?

◆ **IF YES- Read each item on list**

Do you own any. . .

SCREEN 3-----

^HaveHas_C ^YOU_YRCU purchased any ^other vehicles since the first of ^REF_MONTH for someone outside of your household?

◆ **IF YES -**

What kind of vehicle(s) did you purchase?

SCREEN 4 -----

^HaveHas_C ^YOU_YRCU disposed of ^Any_anyauto other vehicles since the first of ^REF_MONTH?

• IF YES -

Which kind of vehicle(s) did you dispose of?

Fills: S10_Screen1A

Instructions: The 1st time Screen 1A is displayed then fill

"Since the first of ^REF_MONTH, ^have_has2 ^YOU_YRCU purchased or acquired any vehicle that is not used entirely for business? Include those vehicles purchased for your own use or for someone outside your household."

The 2nd and subsequent times Screen 1A is displayed then fill:

"^HaveHas_C ^YOU_YRCU purchased or acquired any other vehicles since the first of ^REF_MONTH?"

Fills: REF_MONTH

Instructions: Set REF_MONTH = 3 months before the interview.

Calculated by taking the INTPER from record type 10 to come up with the base month to start from.

Fills: have_has2

Instructions: IF NUMHOUSE = 1 then fill "have"
ELSE fill "has"

Fills: YOU_YRCU

Instructions: IF NUMHOUSE = 1 then fill "you"
ELSE fill "your household"

Fills: HaveHas_C

Instructions: IF NUMHOUSE = 1 fill then fill "Have",
ELSE fill "Has"

Fills: DoDoes_C

Instructions: IF NUMHOUSE = 1 then fill "Do"
ELSE fill "Does"

Fills: YOU_YRCU

Instructions: IF NUMHOUSE = 1 then fill "you"

ELSE fill "your household"

Fills: HaveHas_C

Instructions: IF NUMHOUSE = 1 fill then fill "Have",
ELSE fill "Has"

Fills: other

Instructions: The 1st time screen 3 is displayed, do not use the fill.
ELSE fill "other"

Fills: REF_MONTH

Instructions: Set REF_MONTH = 3 months before the interview.
Calculated by taking the INTPER from record type 10 to come up with the base
month to start from.

Fills: Any_anyauto

Instructions: The 1st time SCREEN 4 is displayed, fill "any automobiles or"
ELSE fill "any"

Type: Enumerated

Length: 3

Answer List: TSec10altms

Value:	Mnemonic:	Description:
1	Automobile	Automobiles, trucks, minivans, vans, or SUVs'
2	MotorHome	Motor homes
3	Campers	Campers, including those attached to trucks
4	Motorcycle	Motorcycles, motor scooters, or mopeds (motorized bicycles)
5	Boat_motor	Boats, with a motor
6	Boat_NoMotor	Boats, without a motor
7	OtherTrailer	Trailers other than a camper type, such as for a boat or cycle
8	Aircraft	Private aircraft
9	OtherVehicle	Other vehicles
95	NoMore95	Continue list
99	NoMore99	None/No more entries
888	Delete line	Delete the line

- Don't Know
- Refuse
- Empty

On Input

On Output

Store Instructions: 1. Set VEHICYB

IF ITEM = 1, store 105 in VEHICYB
IF ITEM = 2, store 120 in VEHICYB
IF ITEM = 3, store 135 in VEHICYB
IF ITEM = 4, store 150 in VEHICYB
IF ITEM = 5, store 160 in VEHICYB
IF ITEM = 6, store 170 in VEHICYB
IF ITEM = 7, store 180 in VEHICYB
IF ITEM = 8, store 190 in VEHICYB
IF ITEM = 9, store 200 in VEHICYB

2. Store 1 in DISPOSED for each selection made from screen 4, disposed of vehicle.

Array:

Special Instructions: 1. Answer list options on Screen 2 should be bold black, except 95, 99, and 888. Answer list options on Screens 1A, 1B, 3, and 4 should be regular black.

(once an item as been selected, the answer options description color should be changed to regular blue).

4. Pre-fill the PREFILL field with answer list option descriptions.

If 1, pre-fill "Automobile, truck, van, minivan, or SUV".

If 2, pre-fill "Motor home"

If 3, pre-fill "Campers"

If 4, pre-fill "Motorcycle/motor scooter/moped"

If 5, pre-fill "Boat with a motor"

If 6, pre-fill "Boat without a motor"

If 7, pre-fill "Trailer other than camper"

If 8, pre-fill "Private aircraft"

If 9, pre-fill "Any other vehicle"

5. Set VEHICIB

Assign VEHICIB to each record.

If INTNMBR = 1 or (NEWCU = 1 and prechart is blank) or INTNMBR = 2-4 and no previously reported vehicles then

start with "01". Else start with the last

8500.VEHICIB from the inventory chart + 1.

6. For Screen 1A, display Answer list options 1-9, 99, 888

For Screen 1B, display Answer list options 1, 95, 888

For Screen 2, display Answer list options 2-9, 95, 888

For Screen 3, display Answer list options 1-9, 95, 888

For Screen 4, display Answer list options 1-9, 99, 888

7. For screen 1B and 2, add a "?" to the end of the answer list option.
8. If INTNMBR = 2-4 and (NEWCU ne 1 or (newcu = 1 and prechart isn't blank)) , display ONLY SCREEN 1A.

Skip Instructions: 1: Goto VEHICYR

2-9: IF BCeintro.BUSCREEN = 2 goto VEHNEWU
ELSE goto VEHBSNS

95: Goto ITEM, next screen

99: Goto S10_END

888: IF no more grid lines goto S10_END
ELSE goto ITEM - next line of grid

Instrument SAS Name: OVB_ITEM

Destination Data Set: EOVB

PreFill

Field

BVEHICLE.BROW.Prefill

Description: Description - SHOW ONLY Field

Form Pane Label: Appliance

SAS Name:

Tag Name:

Inherited Universe:

Universe:

Universe Description:

Question Text: ** SHOW ONLY **

Type: String

Length: 30

- Don't Know
- Refuse
- Empty

- On Input
- On Output

Store Instructions: Set Up Prefill with ITEM's description.

Array:

Field

VEHICYR
BVEHICLE.BROW.VEHICYR

Description: year of vehicle

Form Pane Label: Model year

SAS Name: VEHICYR

Tag Name: VEHICYR

Inherited Universe:

Universe: ITEM = 1

Universe Description:

Question Text: What ^S10B_WasIs the model year of the vehicle?

Fills: S10B_WasIs

Instructions: If coming from ITEM, screen 4, fill "Was" else fill "Is".

Type: Integer

Length: 5

Min: 1900

Max: 9999

Don't Know

Refuse

Empty

On Input

On Output

Array:

Skip Instructions: 1900-current year + 2: IF entry gt (current year+2) then
goto CK_VEHICYR
ELSE goto MKMDL_SC

DK,RF: Goto MKMDL_SC

Instrument SAS Name: VEHICYR

Destination Data Set: EOV B

CK_VEHICYR

Check

BVEHICLE.BROW.CK_VEHICYR

Description: Cannot exceed next year model

Inherited Universe:

Universe: VEHICYR gt (current year + 2)

Universe Description:

Text: ♦ [Cannot exceed next year for model year.](#)

Check Instructions:

Type: Hard

Skip Instructions: Go back to VEHICYR

Field

MKMDL_SC
BVEHICLE.BROW.MKMDL_SC

Description: make/model of vehicle

Form Pane Label: Make/Model

SAS Name: MKMDESC

Tag Name: MKMDL_SC

Inherited Universe:

Universe: VEHICYR = (1900- current year + 2), DK or RF

Universe Description:

Question Text: What ^S10B_WasIs the make and model of this vehicle?

✦ If vehicle make and model is not found, key X.

Fills: S10B_WasIs

Instructions: If coming from ITEM, screen 4, fill "Was" else fill "Is".

Type: String

Length: 30

- Don't Know
- Refuse
- Empty

- On Input
- On Output

- Store Instructions:**
1. Insert a Blaise tri-gram search function.
Give the FR the option of switching to an alphabetic search. Display the list of vehicle make/models and allow the interviewer to highlight and select the appropriate make/model. On the grid, replace the keyed-in characters under "Vehicle Make/Model" with the FULL make/model selected from the list.
Store the 5 character code in MKMDLY.
 2. Allow the FR to key an X if desired made/model is not found. Store XXXXX in MKMDLY.
 3. See attachment on BSECT09.BSECT09L2.BLEASE.BROW.MKMD_SCR in Section 09 for the list of cars and car codes

4. If MKMDL_SC ne DK, RF, or X, store 105 in VEHICYB

Array:

Skip Instructions: 30 characters: IF MKMDLY(4:5) = XX or ZZ then goto AUTOTRK
ELSE goto FUELTYPE

DK,RF: Goto AUTOTRK

X: Goto OTHMDLY

Instrument SAS Name: MKMDL_SC

Destination Data Set: EOVb

Field

OTHMDLY
BVEHICLE.BROW.OTHMDLY

Description: Other vehicle type

Form Pane Label: Other

SAS Name: OTHMDLY

Tag Name: OTHMDLY

Inherited Universe:

Universe: (MKMDL_SC = X or XXXXX) OR (ITEM = 2-9)

Universe Description: Vehicle not found on look-up list or vehicle is something other than a car or truck.

Question Text: * Specify:

Type: String

Length: 30

- Don't Know
- Refuse
- Empty

- On Input
- On Output

Array:

Special Instructions: Pre-fill OTHMDLY with answer list option descriptions.

If ITEM = 2 then pre-fill "Motor home"

If ITEM = 3 then pre-fill "Campers"

If ITEM = 4 then pre-fill "Motorcycle/motor scooter/moped"

If ITEM = 5 then pre-fill "Boat with a motor"

If ITEM = 6 then pre-fill "Boat without a motor"

If ITEM = 7 then pre-fill "Trailer other than camper"

If ITEM = 8 then pre-fill "Private aircraft"

If ITEM = 9 then pre-fill "Any other vehicle"

Skip Instructions: IF ITEM = 2-9 THEN:

IF BCeintro.BUSCREEN = 2 goto VEHNEWU

ELSE goto VEHBSNS

ELSE goto AUTOTRK

Instrument SAS Name: OTHMDLY

Destination Data Set: EOVB

Field

AUTOTRK
BVEHICLE.BROW.AUTOTRK

Description: Vehicle specification

Form Pane Label: Vehicle specification

SAS Name: AUTOTRK

Tag Name: AUTOTRK

Inherited Universe:

Universe: (MKMD_SCR = DK or RF) OR (MKMDLY(4:5) = XX or ZZ)

Universe Description:

Question Text: Is this vehicle an automobile or a truck, minivan, van or SUV?

Type: Enumerated

Length: 1

Answer List: TAUTO

Value:	Mnemonic:	Description:
1	Automobile	Automobile
2	TruckOrVan	Truck, van, minivan, or SUV

- Don't Know
- Refuse
- Empty

- On Input
- On Output

Store Instructions: If entry of 1 store 100 in VEHICYB.
If entry of 2, store 110 in VEHICYB.

Array:

Skip Instructions: Goto FUELTYPE

Instrument SAS Name: AUTOTRK

Destination Data Set: EOVB

FUELTYPE

Field

BVEHICLE.BROW.FUELTYPE

Description: Fueled by

Form Pane Label: Fuel type

SAS Name: FUELTYPE

Tag Name: FUELTYPE

Inherited Universe:

Universe: (MKMDL_SC = ENTRY other than DK, RF and X) OR
(AUTOTRK = 1, 2, DK or RF)

Universe Description:

Question Text: Is it fueled by -

✦ [Read each item on list.](#)

Type: Enumerated

Length: 1

Answer List: TFUELTYPE

Value:	Mnemonic:	Description:
1	T01	Gasoline only?
2	T02	Diesel fuel?
3	T03	Hybrid electric/gasoline?
4	T04	Electric only?
5	T05	FlexFuel/E85?
6	T06	Other - specify?

- Don't Know
- Refuse
- Empty

- On Input
- On Output

Array:

Special Instructions: Answer list options 1-5 should be in bold black.
(Answer list option 6 should be regular black)

Skip Instructions: 1-5,DK,RF: IF BCeintro.BUSCREEN = 2 goto VEHNEWU
ELSE goto VEHBSNS

6: Goto FUELOTH

Instrument SAS Name: FUELTYPE

Destination Data Set: EOVB

FUELOTH

Field

BVEHICLE.BROW.FUELOTH

Description: Other type of Fuel

Form Pane Label: Fuel specify

SAS Name: FUELOTH

Tag Name: FUELOTH

Inherited Universe:

Universe: FUELTYPE = 6

Universe Description:

Question Text: * Specify:

Type: String

Length: 30

Don't Know

Refuse

Empty

On Input

On Output

Array:

Skip Instructions: IF BCeintro.BUSCREEN = 2 goto VEHNEWU
ELSE goto VEHBSNS

Instrument SAS Name: FUELOTH

Destination Data Set: EOVB

Field

VEHBSNS
BVEHICLE.BROW.VEHBSNS

Description: business vehicle

Form Pane Label: Business use

SAS Name: VEHBSNS

Tag Name: VEHBSNS

Inherited Universe:

Universe: BCentro.BUSCREEN <> 2 AND ((FUELTYPE = 1-5, DK or RF) OR (FUELOTH = ENTRY) OR (ITEM = 2-9))

Universe Description:

Question Text: ^S10B_WasIs it used for business?

Fills: S10B_WasIs

Instructions: If coming from ITEM, screen 4, fill "Was" else fill "Is".

Type: Enumerated

Length: 1

Answer List: TVEHBSNS

Value:	Mnemonic:	Description:
1	Yes	Yes
2	No	No

Don't Know

Refuse

Empty

On Input

On Output

Array:

Skip Instructions: 1: Goto VEHBSNZ

2,DK,RF: Goto VEHNEWU

Instrument SAS Name: VEHBSNS

Destination Data Set: EOVB

Field

VEHBSNZ
BVEHICLE.BROW.VEHBSNZ

Description: mileage for business

Form Pane Label: Percent business

SAS Name: VEHBSNZ

Tag Name: VEHBSNZ

Inherited Universe:

Universe: VEHBSNS = 1

Universe Description: Yes, vehicle was used for business

Question Text: What percentage of the mileage ^S10B_iswas counted as a business expense?

Fills: S10B_iswas

Instructions: If coming from ITEM, screen 4, fill "was" else fill "is"

Type: Integer

Length: 3

Min: 1

Max: 100

Don't Know

Refuse

Empty

On Input

On Output

Array:

Skip Instructions: 1-99,DK,RF: Goto VEHNEWU

100: Goto ERR2_VEHBSNZ

Instrument SAS Name: VEHBSNZ

Destination Data Set: EOVB

ERR2_VEHBSNZ
BVEHICLE.BROW.ERR2_VEHBSNZ

Check

Description: 100% mileage for business

Inherited Universe:

Universe: VEHBSNZ = 100

Universe Description: 100% of the mileage was for business

Text: * 100% WAS ENTERED

* PLEASE VERIFY

Check Instructions:

Type: Soft

Skip Instructions: Suppressed: Gray this row in the grid and goto ANYOTH

All others, go back to VEHBSNZ

Field

VEHNEWU
BVEHICLE.BROW.VEHNEWU

Description: new/used vehicle

Form Pane Label: New or used

SAS Name: VEHNEWU

Tag Name: VEHNEWU

Inherited Universe:

Universe: ITEM = 1-9 AND VEHBSENZ <> 100

Universe Description:

Question Text: Was it new or used when acquired?

Type: Enumerated

Length: 1

Answer List: TVEHNEWU

Value:	Mnemonic:	Description:
1	New	New
2	Used	Used

- Don't Know
- Refuse
- Empty

- On Input
- On Output

Store Instructions: 1. If coming from ITEM screen 3 then store 2 in VEHGFTC.

2. If VEHNEWU = 1 then store 2 in VPURINDV and "SHOW/KEEP"
VPURINDV

Array:

Skip Instructions: 1: IF coming from ITEM screen 1A, 1B, 2, or 4 then
goto VEHGFTC
ELSE goto VEHPURMO

2,DK,RF: IF coming from ITEM screen 1A, 1B, 2, or 4

then goto VEHGFTC
ELSE goto VPURINDV

Instrument SAS Name: VEHNEWU

Destination Data Set: EOV B

Field

VEHGFTC
BVEHICLE.BROW.VEHGFTC

Description: vehicle bought for who

Form Pane Label: Acquired how

SAS Name: VEHGFTC

Tag Name: VEHGFTC

Inherited Universe:

Universe: (VEHNEWU = 1, 2, DK or RF) AND
\
(Coming from ITEM, screen 1A, 1B, 2 or 4)

Universe Description:

Question Text: Was this vehicle -

Type: Enumerated

Length: 1

Answer List: TGFTC2

Value:	Mnemonic:	Description:
1	Own	Purchase for own use?
2	OutSide	Purchased for someone outside of your household?
3	Gift	Received as a gift?

Don't Know
 Refuse
 Empty

On Input
 On Output

Array:

Skip Instructions: 1,2,DK,RF: IF VEHNEWU = 1 then goto VEHPURMO
ELSE goto VPURINDV

3: IF DISPOSED = 1 then goto VEHDISP
ELSE goto ANYOTHR

Instrument SAS Name: VEHGFTC

Destination Data Set: EOVB

Field

VPURINDV
BVEHICLE.BROW.VPURINDV

Description: where vehicle bought

Form Pane Label: Private indiv.

SAS Name: VPURINDV

Tag Name: VPURINDV

Inherited Universe:

Universe: ((VEHGFTC = 1, 2, DK or RF) and VEHNEWU = 2, DK or RF) OR
((VEHNEWU = 1, 2, DK or RF) and coming from ITEM screen 3)

Universe Description:

Question Text: Was this vehicle purchased from a private individual?

Type: Enumerated

Length: 1

Answer List: TYesNo

Value:	Mnemonic:	Description:
1	Yes	Yes
2	No	No

- Don't Know
- Refuse
- Empty

- On Input
- On Output

Array:

Skip Instructions: IF ITEM = 1-2 or 4 AND VEHGFTC = 3 AND DISPOSED ne 1 then
goto ANYOTHR

ELSEIF ITEM = 1-2 or 4 AND VEHGFTC = 3 AND DISPOSED = 1 then
goto VEHDISP

ELSE goto VEHPURMO

Instrument SAS Name: VPURINDV

Destination Data Set: EOV

Field

VEHPURMO
BVEHICLE.BROW.VEHPURMO

Description: month vehicle bought

Form Pane Label: Month purchased

SAS Name: VEHPURMO

Tag Name: VEHPURMO

Inherited Universe:

Universe: (VEHNEWU = 1 and coming from ITEM screen 3) OR
(VEHGFTC = 1, 2, DK, or RF and VEHNEWU = 1) OR
(VPURINDV = 1, 2, DK or RF and VEHGFTC = 1, 2, DK, RF or empty)

Universe Description:

Question Text: In what month was it purchased?

Type: Enumerated

Length: 2

Answer List: TMONTH

Value:	Mnemonic:	Description:
1	Jan	January
2	Feb	February
3	Mar	March
4	Apr	April
5	May	May
6	Jun	June
7	Jul	July
8	Aug	August
9	Sep	September
10	Oct	October
11	Nov	November
12	Dec	December

- Don't Know
- Refuse
- Empty

- On Input
- On Output

Array:

Skip Instructions: Goto VEHPURYR

Instrument SAS Name: VEHPURMO

Destination Data Set: EOVB

Field

VEHPURYR
BVEHICLE.BROW.VEHPURYR

Description: year vehicle bought

Form Pane Label: Year purchased

SAS Name: VEHPURYR

Tag Name: VEHPURYR

Inherited Universe:

Universe: VEHPURMO = 1-12, DK or RF

Universe Description:

Question Text: In what year was it purchased?

Type: Integer

Length: 4

Min: 1900

Max: 9997

Don't Know

Refuse

Empty

On Input

On Output

Array:

Skip Instructions: 1900-current year: IF the month and year (VEHPURMO and VEHPURYR) are more than one month in the future then goto CK_VEHPURYR
ELSEIF (VPURINDV = 2, DK or RF) AND (CURRENT YEAR - VEHPURYR le 5) AND ((ITEM = 3, 5, 6, or 7) OR (VEHNEWU = 1 and ITEM = 1 or 4)) AND (RT10.POPGRP = 1-16 or 01-09) then goto OVBSTORE
ELSE goto VFINANCE

DK,RF: Goto VFINANCE

Instrument SAS Name: VEHPURYR

Destination Data Set: EOV

Check

CK_VEHPURYR
BVEHICLE.BROW.CK_VEHPURYR

Description: month and year are more than 1 mo in the future

Inherited Universe:

Universe: (VEHPURMO AND VEHPURYR are more than one month in the future) OR
((VEHPURYR gt current year) and (VEHPURMO = DK or RF))

Universe Description:

Text: * [Purchase can't be in the future.](#)

Check Instructions:

Type: Hard

Skip Instructions: Go back to VEHPURYR

OVBSTORE

Field

BVEHICLE.BROW.OVBSTORE

Description: Where Purchased

Form Pane Label: Store

SAS Name: OVBSTORE

Tag Name: OVBSTORE

Inherited Universe:

Universe: (VPURINDV = 2, DK or RF) AND (CURRENT YEAR - VEHPUYR le 5) AND ((ITEM = 3, 5, 6, or 7) or (VEHNEWU = 1 and (ITEM = 1 or 4)) AND VEHPUYR <> DK AND VEHPUYR <> RF AND (RT10.POPGRP = 1-16 or 01-09)

Universe Description:

Question Text: What is the name of the business where this vehicle was purchased?

✦ [Enter store, website, or company name](#)

Type: String

Length: 45

Don't Know
 Refuse
 Empty

On Input
 On Output

Array:

Special Instructions: If UPPERCASE ENTRY contains ".COM" then set OVBPURCH = 1 and "keep" and "show"

Skip Instructions: IF uppercase entry = "GROUPON" or "GROUPON.COM"
then goto ERR_GROUPON

ELSEIF UPPERCASE ENTRY contains ".COM" then goto VFINANCE

ELSEIF ENTRY = DK or RF then goto VFINANCE

ELSE goto OVBPURCH

Instrument SAS Name: OVBSTORE

Destination Data Set: EOVB

ERR_GROUPON

BVEHICLE.BROW.ERR_GROUPON

Check

Description: Groupon Check

Inherited Universe:

Universe: Uppercase entry in OVBSTORE = "GROUPON" or "GROUPON.COM"

Universe Description:

Text: * ENTER THE STORE OR COMPANY THAT THE GROUPON IS FOR.

DO NOT ENTER "GROUPON"

Check Instructions:

Type: Soft

Skip Instructions: Suppress: IF UPPERCASE OVBSTORE contains ".COM"
then goto VFINANCE
ELSE goto OVBPURCH

All others, go back to OVBSTORE

Field

OVBPURCH
BVEHICLE.BROW.OVBPURCH

Description: Purchased Online or in person

Form Pane Label: Online

SAS Name: OVBPURCH

Tag Name: OVBPURCH

Inherited Universe:

Universe: (UPPERCASE entry in OVBSTORE does NOT contain ".COM") AND
OVBSTORE <> DK AND OVBSTORE <> RF AND OVBSTORE = RESPONSE

Universe Description:

Question Text: Was this paid for -

Type: Enumerated

Length: 1

Answer List: Tonline

Value:	Mnemonic:	Description:
1	Online	Online?
2	InPerson	In person?
3	MailTel	By mail or telephone order?
4	Other	Other

- Don't Know
- Refuse
- Empty

- On Input
- On Output

Array:

Special Instructions: Answer list descriptions for options 1-3 should be bold black

Skip Instructions: 1,3,4,DK,RF: Goto VFINANCE

2: Goto OVBLOC

Instrument SAS Name: OVBPURCH

Destination Data Set: EOVB

Field

OVBLOC
BVEHICLE.BROW.OVBLOC

Description: Purchase location - City

Form Pane Label: Location - City

SAS Name: OVBLOC

Tag Name: OVBLOC

Inherited Universe:

Universe: OVBPURCH = 2

Universe Description:

Question Text: In what city is ^OVBSTORE_fill located?

Fills: OVBSTORE_fill

Instructions: Fill entry in OVBSTORE

Type: String

Length: 45

Don't Know
 Refuse
 Empty

On Input
 On Output

Array:

Skip Instructions: Goto OVBLOCST

Instrument SAS Name: OVBLOC

Destination Data Set: EOVB

OVBLOCST

Field

BVEHICLE.BROW.OVBLOCST

Description: Purchase location - State

Form Pane Label: State

SAS Name: OVBLOCST

Tag Name: OVBLOCST

Inherited Universe:

Universe: OVBPURCH = 2

Universe Description:

Help Screen: H_DESTCODE

Question Text: ? [F1]

In what state is ^OVBSTORE_fill located?

✦ [Enter the two character state abbreviation](#)

Fills: OVBSTORE_fill

Instructions: Fill entry in OVBSTORE

Type: String

Length: 2

Don't Know
 Refuse
 Empty

On Input
 On Output

Array:

Special Instructions: Use answer type TState - STRING[2], display width 4

Skip Instructions: IF entry is not a valid state abbreviation then
goto CK_OVBLOCST

ELSE goto VFINANCE

Instrument SAS Name: OVBLOCST

Destination Data Set: EOVB

CK_OVBLOCST

Check

BVEHICLE.BROW.CK_OVBLOCST

Description: Not a valid state abbreviation

Inherited Universe:

Universe: (Entry in OVBLOCST is not a valid state abbreviation) AND OVBLOCST <> DK AND OVBLOCST <> RF

Universe Description: State abbreviation entered is not valid

Text: * [Not a valid state abbreviation](#)

Check Instructions:

Type: Hard

Skip Instructions: Go back to OVBLOCST

Field

VFINANCE
BVEHICLE.BROW.VFINANCE

Description: finance for vehicle

Form Pane Label: Financed

SAS Name: VFINANCE

Tag Name: VFINANCE

Inherited Universe:

Universe: VEHPURYR = 1900-current year, DK or RF

Universe Description:

Question Text: Was any portion of the purchase price financed?

Type: Enumerated

Length: 1

Answer List: TYesNo

Value:	Mnemonic:	Description:
1	Yes	Yes
2	No	No

- Don't Know
- Refuse
- Empty

- On Input
- On Output

Array:

Skip Instructions: 1: Goto VLOANST

2,DK,RF: IF VEHPURMO + VEHPURYR is prior to 3 months ago AND
DISPOSED = 1 then goto VEHDISP
ELSIF VEHPURMO + VEHPURYR is prior to 3 months ago
AND DISPOSED ne 1 then goto ANYOTHR
ELSE goto TRADE

Instrument SAS Name: VFINANCE

Destination Data Set: EOVB

Field

VLOANST
BVEHICLE.BROW.VLOANST

Description: loans remaining on vehicle

Form Pane Label: Loan status

SAS Name:

Tag Name: VLOANST

Inherited Universe:

Universe: VFINANCE = 1

Universe Description:

Question Text: On the first of ^REF_MONTH, were there remaining loan payments?

Fills: REF_MONTH

Instructions: Set REF_MONTH = 3 months before the interview.

Calculated by taking the INTPER from record type 10 to come up with the base month to start from.

Type: Enumerated

Length: 1

Answer List: TYesNo

Value:	Mnemonic:	Description:
1	Yes	Yes
2	No	No

Don't Know

Refuse

Empty

On Input

On Output

Array:

Special Instructions: If VLOANST = 1 set VFINSTAT = 2
If VLOANST = 2 set VFINSTAT = 1
If VLOANST = DK set VFINSTAT = DK
If VLOANST = RF set VFINSTAT = RF

Skip Instructions: 1,DK,RF: Goto TRADE

2: IF VEHPURMO + VEHPURYR is prior to 3 months ago AND
DISPOSED = 1 then goto VEHDISP
ELSEIF VEHPURMO + VEHPURYR is prior to 3 months ago AND
DISPOSED ne 1 then goto ANYOTHR
ELSE goto TRADE

Instrument SAS Name: VLOANST

Field

TRADE
BVEHICLE.BROW.TRADE

Description: trade-in vehicle

Form Pane Label: Trade-in

SAS Name: TRADE

Tag Name: TRADE

Inherited Universe:

Universe: ((VFINANCE = 2, DK or RF and (VEHPURMO and VEHPURYR = 1-3 months ago))
OR (VLOANST = 1, DK or RF) OR
\
(VLOANST = 2 and VEHPURMO and VEHPURYR = 1-3 months ago))

Universe Description:

Question Text: Was a trade-in allowance received?

Type: Enumerated

Length: 1

Answer List: TYesNo

Value:	Mnemonic:	Description:
1	Yes	Yes
2	No	No

- Don't Know
- Refuse
- Empty

- On Input
- On Output

Array:

Skip Instructions: 1: Goto TRADEX

2,DK,RF: Goto NETPURX

Instrument SAS Name: TRADE

Destination Data Set: EOVB

TRADEX

Field

BVEHICLE.BROW.TRADEX

Description: how much trade-in vehicle

Form Pane Label: Trade-in value

SAS Name: TRADEX

Tag Name: TRADEX

Inherited Universe:

Universe: TRADE = 1

Universe Description:

Question Text: How much?

Type: Integer

Length: 7

Min: 1

Max: 999999

Don't Know

Refuse

Empty

On Input

On Output

Array:

Special Instructions: Display a \$ and a comma in the entry field.

Skip Instructions: 0-999999: IF lt 200 or gt 19000 then goto ERR1_TRADEX
ELSE goto NETPURX

DK,RF: Goto NETPURX

Instrument SAS Name: TRADEX

Destination Data Set: EOVB

Check

ERR1_TRADEX
BVEHICLE.BROW.ERR1_TRADEX

Description: Out of Range Check

Inherited Universe:

Universe: (TRADEX lt 200 OR TRADEX gt 19000) AND TRADEX <> DK AND TRADEX <> RF

Universe Description:

Text: * THE VALUE ENTERED IS UNUSUALLY HIGH OR LOW

PLEASE VERIFY AND IF CORRECT, ENTER ITEM LEVEL NOTE

Check Instructions: IF suppressed then set TRADEX_ = A1

Type: Soft

Skip Instructions: Suppress: Goto NETPURX

All others, go back to TRADEX

NETPURX

Field

BVEHICLE.BROW.NETPURX

Description: paid for vehicle after trade-in

Form Pane Label: Amount Paid

SAS Name: NETPURX

Tag Name: NETPURX

Inherited Universe:

Universe: TRADE = 2 OR (TRADEX = 1-999999, DK or RF)

Universe Description:

Question Text: What was the amount paid for the vehicle after ^trade_in rebate, and discount?

✦ Include destination fee in the price.

Fills: trade_in

Instructions: If TRADE = 1 fill "trade-in allowance,"

Type: Integer

Length: 7

Min: 0

Max: 999999

Don't Know

Refuse

Empty

On Input

On Output

Array:

Special Instructions: Display a \$ and comma in the entry field.

Skip Instructions: 0-999999: IF (ITEM = 1 and NETPURX lt 500 or gt 99999)
or (ITEM = 2 and NETPURX lt 2500 or gt 127500)
or (ITEM = 3 and NETPURX lt 533 or gt 65000)
or (ITEM = 4 and NETPURX lt 420 or gt 29999)
or (ITEM = 5 and NETPURX lt 200 or gt 99999)
or (ITEM = 6 and NETPURX lt 200 or gt 63000)
or (ITEM = 7 and NETPURX lt 240 or gt 29999)

or (ITEM = 8 and NETPURX lt 4000 or gt 120000)
or (ITEM = 9 and NETPURX lt 250 or gt 29999)
then goto ERR1_NETPURX
ELSE goto SALESTAX

DK,RF: IF VLOANST = 1 then goto DNPAYMTX
ELSE goto ANYOTHR

Instrument SAS Name: NETPURX

Destination Data Set: EOVB

ERR1_NETPURX

BVEHICLE.BROW.ERR1_NETPURX

Check

Description: Out of Range Check

Inherited Universe:

Universe: [(ITEM = 1 and NETPURX lt 500 or gt 99999) or
(ITEM = 2 and NETPURX lt 2500 or gt 127500) or
(ITEM = 3 and NETPURX lt 533 or gt 65000) or
(ITEM = 4 and NETPURX lt 420 or gt 29999) or
(ITEM = 5 and NETPURX lt 200 or gt 99999) or
(ITEM = 6 and NETPURX lt 200 or gt 63000) or
(ITEM = 7 and NETPURX lt 240 or gt 29999) or
(ITEM = 8 and NETPURX lt 4000 or gt 120000) or
(ITEM = 9 and NETPURX lt 250 or gt 29999)]
AND NETPURX <> DK AND NETPURX <> RF

Universe Description:

Text: ♦ THE VALUE ENTERED IS UNUSUALLY HIGH OR LOW

PLEASE VERIFY AND IF CORRECT, ENTER ITEM LEVEL NOTE

Check Instructions: IF suppressed then set NETPURX_ = A1

Type: Soft

Skip Instructions: Suppressed: Goto SALESTAX

All others, go back to NETPURX

Field

SALESTAX
BVEHICLE.BROW.SALESTAX

Description: tax on vehicle

Form Pane Label: Sales tax

SAS Name: SALESTAX

Tag Name: SALESTAX

Inherited Universe:

Universe: NETPURX = 0-999999

Universe Description:

Question Text: Did this include sales tax?

Type: Enumerated

Length: 1

Answer List: TYesNo

Value:	Mnemonic:	Description:
1	Yes	Yes
2	No	No

- Don't Know
- Refuse
- Empty

- On Input
- On Output

Array:

Skip Instructions: IF VLOANST = 1 then goto DNPAYMTX
ELSE goto ANYOTHR

Instrument SAS Name: SALESTAX

Destination Data Set: EOVB

DNPAYMTX

Field

BVEHICLE.BROW.DNPAYMTX

Description: cash down payment on vehicle

Form Pane Label: Down Payment

SAS Name: DNPAYMTX

Tag Name: DNPAYMTX

Inherited Universe:

Universe: VLOANST = 1

Universe Description:

Question Text: What was the amount of the cash down payment?

Type: Integer

Length: 7

Min: 0

Max: 999999

Don't Know

Refuse

Empty

On Input

On Output

Array:

Special Instructions: Display a \$ and comma in the entry field.

Skip Instructions: 0-999999: IF (ITEM = 1 and DNPAYMTX gt 25000) OR
(ITEM = 2 and DNPAYMTX gt 30000) OR
(ITEM = 3 and DNPAYMTX gt 50000) OR
(ITEM = 4 and DNPAYMTX gt 15000) OR
(ITEM = 5 and DNPAYMTX gt 26000) OR
(ITEM = 6 and DNPAYMTX gt 15000) OR
(ITEM = 7 and DNPAYMTX gt 10000) OR
(ITEM = 8 and DNPAYMTX gt 15000) OR
(ITEM = 9 and DNPAYMTX gt 15000)
then goto ERR1_DNPAYMTX
ELSEIF DNPAYMTX > NETPURX and (NETPURX <> DK or
RF) then goto CK_DNPAYMTX

ELSE goto VEHEQTLN

DK,RF: Goto VEHEQTLN

Instrument SAS Name: DNPAYMTX

Destination Data Set: EOVB

ERR1_DNPAYMTX

BVEHICLE.BROW.ERR1_DNPAYMTX

Check

Description: Out of Range Check

Inherited Universe:

Universe: [(ITEM = 1 and DNPAYMTX gt 25000) OR
(ITEM = 2 and DNPAYMTX gt 30000) OR
(ITEM = 3 and DNPAYMTX gt 50000) OR
(ITEM = 4 and DNPAYMTX gt 15000) OR
(ITEM = 5 and DNPAYMTX gt 26000) OR
(ITEM = 6 and DNPAYMTX gt 15000) OR
(ITEM = 7 and DNPAYMTX gt 10000) OR
(ITEM = 8 and DNPAYMTX gt 15000) OR
(ITEM = 9 and DNPAYMTX gt 15000)]
AND DNPAYMTX <> DK AND DNPAYMTX <> RF

Universe Description:

Text: ♦ THE VALUE ENTERED IS UNUSUALLY HIGH OR LOW

PLEASE VERIFY AND IF CORRECT, ENTER ITEM LEVEL NOTE

Check Instructions: IF suppressed then set DNPA_MTX = A1

Type: Soft

Skip Instructions: Suppress: Goto VEHEQTLN

All others, go back to DNPAYMTX

Check

CK_DNPAYMTX
BVEHICLE.BROW.CK_DNPAYMTX

Description: Down payment exceeds total cost

Inherited Universe:

Universe: (DNPAYMTX > NETPURX) AND (DNPAYMTX <> DK and <> RF) AND
(NETPURX <> DK and <> RF)

Universe Description:

Text: * [Payment for down payment exceeds total cost](#)

Check Instructions:

Type: Hard

Skip Instructions: Go back to DNPAYMTX

BFINANCED
BVEHICLE.BROW.BFINANCED

Block

Description:

Tab Name:

Fly Over Name:

Universe Type:

Inherited Universe:

Universe:

Universe Description:

Array:

Block Instructions:

Field

VEHEQTLN
BVEHICLE.BROW.BFINANCED.VEHEQTLN

Description: home equity loan for vehicle

Form Pane Label: Home equity loan

SAS Name: VEHEQTLN

Tag Name: VEHEQTLN

Inherited Universe:

Universe: DNPAYMTX = 0-999999, DK or RF

Universe Description:

Question Text: Was the source of credit a Home Equity Loan?

Type: Enumerated

Length: 1

Answer List: TYesNo

Value:	Mnemonic:	Description:
1	Yes	Yes
2	No	No

- Don't Know
- Refuse
- Empty

- On Input
- On Output

Array:

Skip Instructions: Goto PRINCIPX

Instrument SAS Name: VEHEQTLN

Destination Data Set: EOV B

PRINCIPX

Field

BVEHICLE.BROW.BFINANCED.PRINCIPX

Description: amount borrowed for vehicle

Form Pane Label: Amount

SAS Name: PRINCIPX

Tag Name: PRINCIPX

Inherited Universe:

Universe: VEHEQTLN = 1, 2, DK or RF

Universe Description:

Question Text: How much was borrowed, excluding any interest?

Type: Integer

Length: 7

Min: 1

Max: 999999

- Don't Know
- Refuse
- Empty

- On Input
- On Output

Array:

Special Instructions: Display a \$ and a comma in the entry field.

Skip Instructions: 1-99: Goto CK_PRINCIPX

100-999999: IF (ITEM = 1 and PRINCIPX lt 4000 or gt 99999)
OR (ITEM = 2 and PRINCIPX lt 6000 or gt 127500) OR
(ITEM = 3 and PRINCIPX lt 3300 or gt 65000) OR
(ITEM = 4 and PRINCIPX lt 1472 or gt 29999) OR
(ITEM = 5 and PRINCIPX lt 1472 or gt 99999) OR
(ITEM = 6 and PRINCIPX lt 1472 or gt 60645) OR
(ITEM = 7 and PRINCIPX lt 1472 or gt 29999) OR
(ITEM = 8 and PRINCIPX lt 1472 or gt 120000) OR
(ITEM = 9 and PRINCIPX lt 1472 or gt 27200)
then goto ERR1_PRINCIPX

ELSE goto VINRATE

DK,RF: Goto VINRATE

Instrument SAS Name: PRINCIPX

Destination Data Set: EOVB

CK_PRINCIPX

Check

BVEHICLE.BROW.BFINANCED.CK_PRINCIPX

Description: Starting TOTAL loan amount is low

Inherited Universe:

Universe: PRINCIPX = 1-99

Universe Description:

Text: * Starting TOTAL loan amount is low.

Do NOT enter the monthly payment amount here.

Enter the starting loan amount.

If the starting loan amount is not known, enter Ctrl + D for "Don't know."

Check Instructions:

Type: Hard

Skip Instructions: Go back to PRINCIPX

Check

ERR1_PRINCIPX
BVEHICLE.BROW.BFINANCED.ERR1_PRINCIPX

Description: Out of Range Check

Inherited Universe:

Universe: [(ITEM = 1 and PRINCIPX = 100-3999 or gt 99999) or
(ITEM = 2 and PRINCIPX = 100-5999 or gt 127500) or
(ITEM = 3 and PRINCIPX = 100-3299 or gt 65000) or
(ITEM = 4 and PRINCIPX = 100-1471 or gt 29999) or
(ITEM = 5 and PRINCIPX = 100-1471 or gt 99999) or
(ITEM = 6 and PRINCIPX = 100-1471 or gt 60645) or
(ITEM = 7 and PRINCIPX = 100-1471 or gt 29999) or
(ITEM = 8 and PRINCIPX = 100-1471 or gt 120000) or
(ITEM = 9 and PRINCIPX = 100-1471 or gt 27200)]
AND PRINCIPX <> DK AND PRINCIPX <> RF

Universe Description:

Text: * THE VALUE ENTERED IS UNUSUALLY HIGH OR LOW

PLEASE VERIFY AND IF CORRECT, ENTER ITEM LEVEL NOTE

Check Instructions: IF suppressed then set PRIN_IPX = A2

Type: Soft

Skip Instructions: Suppress: Goto VINRATE

All others, go back to PRINCIPX

VINTRATE

Field

BVEHICLE.BROW.BFINANCED.VINTRATE

Description: What was the interest rate

Form Pane Label: Interest Rate

SAS Name: VINTRATE

Tag Name: VINTRATE

Inherited Universe:

Universe: PRINCIPX = 1-999999, DK or RF

Universe Description:

Question Text: What was the interest rate?

✦ Enter percent including decimal.

Type: Real / decimal

Length: 6

Min: 0

Max: 99.99

Don't Know

Refuse

Empty

On Input

On Output

Array:

Skip Instructions: 00.000-99.999: IF gt 12 then goto ERR1_VINTRATE
ELSE goto PMT1YR

DK,RF: Goto PMT1YR

Instrument SAS Name: VINTRATE

Destination Data Set: EOVB

Check

ERR1_VINRATE
BVEHICLE.BROW.BFINANCED.ERR1_VINRATE

Description: Out of Range Check

Inherited Universe:

Universe: VINRATE gt 12 AND VINRATE <> DK AND VINRATE <> RF

Universe Description:

Text: * THE VALUE ENTERED IS UNUSUALLY HIGH OR LOW

PLEASE VERIFY AND IF CORRECT, ENTER ITEM LEVEL NOTE

Check Instructions: IF suppressed then set VINT_ATE = A1

Type: Soft

Skip Instructions: Suppress: Goto PMT1YR

All others, go back to VINRATE

PMT1YR

Field

BVEHICLE.BROW.BFINANCED.PMT1YR

Description: year first payment vehicle

Form Pane Label: First pmt year

SAS Name: PMT1YR

Tag Name: PMT1YR

Inherited Universe:

Universe: VINRATE = 00.000-99.999, DK or RF

Universe Description:

Question Text: In what year was or will the first payment be made?

Type: Integer

Length: 4

Min: 1900

Max: 9997

Don't Know

Refuse

Empty

On Input

On Output

Array:

Skip Instructions: IF PMT1YR is greater than current year +1 then
goto CK_FutureDate

ELSE goto PMT1MO

Instrument SAS Name: PMT1YR

Destination Data Set: EOV B

Check

CK_FutureDate
BVEHICLE.BROW.BFINANCED.CK_FutureDate

Description: Payment year is greater than current year +1

Inherited Universe:

Universe: PMT1YR > Current YEAR + 1

Universe Description: Payment start year is more than 1 year in the future

Text: ♦ [Payment year past next year.](#)

Check Instructions:

Type: Soft

Skip Instructions: SUPPRESS: Goto VEHQPMT

Else go back to PMT1YR

PMT1MO

Field

BVEHICLE.BROW.BFINANCED.PMT1MO

Description: month fist payment vehicle

Form Pane Label: First pmt month

SAS Name: PMT1MO

Tag Name: PMT1MO

Inherited Universe:

Universe: PMT1YR = ENTRY, DK or RF

Universe Description:

Question Text: In what month was or will the first payment be made?

Type: Enumerated

Length: 2

Answer List: TMONTH

Value:	Mnemonic:	Description:
1	Jan	January
2	Feb	February
3	Mar	March
4	Apr	April
5	May	May
6	Jun	June
7	Jul	July
8	Aug	August
9	Sep	September
10	Oct	October
11	Nov	November
12	Dec	December

Don't Know

Refuse

Empty

On Input

On Output

Array:

Skip Instructions: IF PMT1MO + PMT1YR is before VEHPURMO + VEHPURYR then
goto CK_PMT1MO

ELSE goto VEHPQMT

Instrument SAS Name: PMT1MO

Destination Data Set: EOVB

CK_PMT1MO

Check

BVEHICLE.BROW.BFINANCED.CK_PMT1MO

Description: payment month cannot be before purchase month\

Inherited Universe:

Universe: PMT1MO + PMT1YR is before VEHPURMO + VEHPURYR

Universe Description:

Text: ♦ [Payment month and year can't be before purchase month and year](#)

Check Instructions: List PMT1MO, PMT1YR, VEHPURMO and VEHPURYR as jumping points

Type: Hard

Skip Instructions: Go back to PMT1MO

Field

VEHQPMT
BVEHICLE.BROW.BFINANCED.VEHQPMT

Description: number of payments for vehicle

Form Pane Label: Number of payments

SAS Name: VEHQPMT

Tag Name: VEHQPMT

Inherited Universe:

Universe: PMT1MO = 1-12, DK or RF

Universe Description:

Question Text: For how many months was the payment contract?

Type: Integer

Length: 4

Min: 1

Max: 999

Don't Know

Refuse

Empty

On Input

On Output

Array:

Skip Instructions: 1-999: IF gt 144 then goto ERR1_VEHQPMT
ELSE goto PAYMENTX

DK,RF: Goto PAYMENTX

Instrument SAS Name: VEHQPMT

Destination Data Set: EOVB

ERR1_VEHQPMT

Check

BVEHICLE.BROW.BFINANCED.ERR1_VEHQPMT

Description: Out of Range Check

Inherited Universe:

Universe: VEHPMT > 144 AND VEHPMT <> DK AND VEHPMT <> RF

Universe Description:

Text: * THE VALUE ENTERED IS UNUSUALLY HIGH OR LOW

PLEASE VERIFY AND IF CORRECT, ENTER ITEM LEVEL NOTE

Check Instructions: IF suppressed then set VEHPMT_ = A1

Type: Soft

Skip Instructions: Suppress: IF DISPOSED = 1 then goto BDisposed.VEHDISP
ELSE goto PAYMENTX

All others, go back to VEHPMT

Field

PAYMENTX
BVEHICLE.BROW.BFINANCED.PAYMENTX

Description: amount payment for vehicle

Form Pane Label: Payment amount

SAS Name: PAYMENTX

Tag Name: PAYMENTX

Inherited Universe:

Universe: VEHQPMT = 1-999, DK or RF

Universe Description:

Question Text: What is your monthly payment amount?

Type: Integer

Length: 6

Min: 1

Max: 99999

Don't Know

Refuse

Empty

On Input

On Output

Array:

Special Instructions: Display a \$ and comma in the entry field.

Skip Instructions: 1-99999: IF (ITEM = 1 and PAYMENTX lt 150 or gt 1200)

OR (ITEM = 2 and PAYMENTX lt 134 or gt 1200)

OR (ITEM = 3 and PAYMENTX lt 59 or gt 721)

OR (ITEM = 4 and PAYMENTX lt 70 or gt 721)

OR (ITEM = 5 and PAYMENTX lt 100 or gt 721)

OR (ITEM = 6 and PAYMENTX lt 77 or gt 721)

OR (ITEM = 7 and PAYMENTX lt 77 or gt 340)

OR (ITEM = 8 and PAYMENTX lt 77 or gt 721)

OR (ITEM = 9 and PAYMENTX lt 100 or gt 362)

then goto ERR1_PAYMENTX

ELSEIF PAYMENTX > PRINCIPX then goto CK_PAYMENTX

ELSEIF DISPOSED = 1 then goto VEHDISP

ELSE goto ANYOTHR

DK,RF: IF DISPOSED = 1 then goto VEHDISP
ELSE goto ANYOTHR

Instrument SAS Name: PAYMENTX

Destination Data Set: EOVB

Check

ERR1_PAYMENTX
BVEHICLE.BROW.BFINANCED.ERR1_PAYMENTX

Description: Out of Range Check

Inherited Universe:

Universe: [(ITEM = 1 and PAYMENTX lt 150 or gt 1200) or
(ITEM = 2 and PAYMENTX lt 134 or gt 1200) or
(ITEM = 3 and PAYMENTX lt 59 or gt 721) or
(ITEM = 4 and PAYMENTX lt 70 or gt 721) or
(ITEM = 5 and PAYMENTX lt 100 or gt 721) or
(ITEM = 6 and PAYMENTX lt 77 or gt 721) or
(ITEM = 7 and PAYMENTX lt 77 or gt 340) or
(ITEM = 8 and PAYMENTX lt 77 or gt 721) or
(ITEM = 9 and PAYMENTX lt 100 or gt 362)]
AND PAYMENTX <> DK AND PAYMENTX <> RF

Universe Description:

Text: ♦ THE VALUE ENTERED IS UNUSUALLY HIGH OR LOW

PLEASE VERIFY AND IF CORRECT, ENTER ITEM LEVEL NOTE

Check Instructions: IF suppressed then set PAYM_NTX = A1

Type: Soft

Skip Instructions: Suppress: Goto ANYOTHR

All others, go back to PAYMENTX

CK_PAYMENTX

Check

BVEHICLE.BROW.BFINANCED.CK_PAYMENTX

Description: Monthly payment amount is greater than total loan amount

Inherited Universe:

Universe: PAYMENTX > PRINCIPX AND PAYMENTX <> DK AND PAYMENTX <> RF AND
PRINCIPX <> DK AND PRINCIPX <> RF

Universe Description: Monthly payment amount is greater than total loan amount

Text: * The monthly payment amount of ^PAYMENTX_Fill is greater than the TOTAL loan amount of ^PRINCIPX_Fill.

Check Instructions:

Type: Hard

Skip Instructions: Go back to PAYMENTX or PRINCIPX

Fills: PAYMENTX_Fill

Instructions: Fill entry in PAYMENTX

Fills: PRINCIPX_Fill

Instructions: Fill entry in PRINCIPX

Field

PRIN_IPX
BVEHICLE.BROW.BFINANCED.PRIN_IPX

Description: Range edit flag for PRINCIPX

Form Pane Label:

SAS Name: PRIN_IPX

Tag Name:

Inherited Universe:

Universe:

Universe Description:

Question Text:

Type: String

Length: 2

- Don't Know
- Refuse
- Empty

- On Input
- On Output

Array:

Special Instructions: NOTE: See ERR1_PRINCIPX for how to set this field.

Valid Values: A1 = Range edit failed
(ERR1 check was suppressed)

Blank = Range edit passed

Instrument SAS Name: PRIN_IPX

Destination Data Set: EOVB

VINT_ATE

Field

BVEHICLE.BROW.BFINANCED.VINT_ATE

Description: Range edit flag for VINTRATE

Form Pane Label:

SAS Name: VINT_ATE

Tag Name:

Inherited Universe:

Universe:

Universe Description:

Question Text:

Type: String

Length: 2

- Don't Know
- Refuse
- Empty

- On Input
- On Output

Array:

Special Instructions: NOTE: See ERR1_VINTRATE for how to set this field.

Valid Values: A1 = Range edit failed
(ERR1 check was suppressed)

Blank = Range edit passed

Instrument SAS Name: VINT_ATE

Destination Data Set: EOVB

Field

VEHQPMT_
BVEHICLE.BROW.BFINANCED.VEHQPMT_

Description: Range edit flag for VEHQPMT

Form Pane Label:

SAS Name: VEHQPMT_

Tag Name:

Inherited Universe:

Universe:

Universe Description:

Question Text:

Type: String

Length: 2

- Don't Know
- Refuse
- Empty

- On Input
- On Output

Array:

Special Instructions: NOTE: See ERR1_VEHQPMT for how to set this field.

Valid Values: A1 = Range edit failed
(ERR1 check was suppressed)

Blank = Range edit passed

Instrument SAS Name: VEHQPMT_

Destination Data Set: EOVB

PAYM_NTX

Field

BVEHICLE.BROW.BFINANCED.PAYM_NTX

Description: Range edit flag for PAYMENTX

Form Pane Label:

SAS Name: PAYM_NTX

Tag Name:

Inherited Universe:

Universe:

Universe Description:

Question Text:

Type: String

Length: 2

- Don't Know
- Refuse
- Empty

- On Input
- On Output

Array:

Special Instructions: NOTE: See ERR1_PAYMENTX for how to set this field.

Valid Values: A1 = Range edit failed
(ERR1 check was suppressed)

Blank = Range edit passed

Instrument SAS Name: PAYM_NTX

Destination Data Set: EOVB

Block

BDISPOSED
BVEHICLE.BROW.BDISPOSED

Description: Disposed of Vehicles

Tab Name:

Fly Over Name:

Universe Type: If

Inherited Universe:

Universe: DISPOSED = 1

Universe Description: Disposed of Vehicles

Array:

Block Instructions: 1. Section Label: Section 10, Disposed Vehicles

VEHDISP

BVEHICLE.BROW.BDISPOSED.VEHDISP

Field

Description: way of disposal of old vehicle

Form Pane Label: Disposed of how

SAS Name: VEHDISP

Tag Name: VEHDISP

Inherited Universe:

Universe:

Universe Description:

Question Text: How did you dispose of the ^AutoDesc_Fill?

Fills: AutoDesc_Fill

Instructions: If VEHCYB = 100, fill "auto"
If VEHCYB = 105, fill "auto or truck"
If VEHCYB = 110, fill "truck"
If VEHCYB = 120, fill "motor home"
If VEHCYB = 135, fill "camper"
If VEHCYB = 150, fill "motorcycle, motor scooter, or moped"
If VEHCYB = 160, fill "boat with motor"
If VEHCYB = 170, fill "boat without motor"
If VEHCYB = 180, fill "trailer for boat or cycle"
If VEHCYB = 190, fill "aircraft"
If VEHCYB = 200, fill "other vehicle"

Type: Enumerated

Length: 1

Answer List: TDISPOSITION

Value:	Mnemonic:	Description:
1	Sold	Sold
2	TradeIn	Traded in
3	GivenAway	Given away or donated to someone outside the household, including students away at school
4	Damaged	Totaled (damaged beyond repair)
5	Stolen	Stolen
6	Other	Other

Don't Know
 Refuse
 Empty

On Input
 On Output

Store Instructions: Store VEHICIB in VEHICIC and store VEHICYB in VEHICYC

Array:

Special Instructions: Answer list descriptions should be in bold black.

Skip Instructions: 1-5,DK,RF: Goto VDISPMO

6: Goto DISPOTHV

Instrument SAS Name: VEHDISP

Destination Data Set: EOVC

DISPOTHV

Field

BVEHICLE.BROW.BDISPOSED.DISPOTHV

Description: other way of vehicle disposal

Form Pane Label: Specify

SAS Name: VDISPOTH

Tag Name: DISPOTHV

Inherited Universe:

Universe: VEHDISP = 6

Universe Description:

Question Text: * Specify:

Type: String

Length: 30

- Don't Know
- Refuse
- Empty

- On Input
- On Output

Array:

Skip Instructions: Goto VDISPMO

Instrument SAS Name: DISPOTHV

Destination Data Set: EOVC

Field

VDISPMO
BVEHICLE.BROW.BDISPOSED.VDISPMO

Description: month disposed old vehicle

Form Pane Label: Month disposed

SAS Name: VDISPMO

Tag Name: VDISPMO

Inherited Universe:

Universe: (VEHDISP = 1-5, DK or RF) OR (DISPOTHV = ENTRY)

Universe Description:

Question Text: In what month was it ^VEHDISP_Fill?

Fills: VEHDISP_Fill

Instructions: If VEHDISP = 1, fill "sold"

If VEHDISP = 2, fill "traded in"

If VEHDISP = 3, fill "given away to someone outside the household"

If VEHDISP = 4, fill "totaled (damaged beyond repair)"

If VEHDISP = 5, fill "stolen"

If VEHDISP = 6, fill "disposed of"

Type: Enumerated

Length: 2

Answer List: TMONTH

Value:	Mnemonic:	Description:
1	Jan	January
2	Feb	February
3	Mar	March
4	Apr	April
5	May	May
6	Jun	June
7	Jul	July
8	Aug	August
9	Sep	September
10	Oct	October
11	Nov	November
12	Dec	December

- Don't Know
- Refuse
- Empty

- On Input
- On Output

Array:

Skip Instructions: IF VDISPMO is not within the reference period then
goto ERR3_VDISPMO
ELSEIF VEHDISP = 1 then goto SALEX
ELSEIF VEHDISP = 2, 3, 6, DK or RF then goto LOANSTAT
ELSEIF VEHDISP = 4 or 5 then goto REIMBURS

Instrument SAS Name: VDISPMO

Destination Data Set: EOVC

Check

ERR3_VDISPMO
BVEHICLE.BROW.BDISPOSED.ERR3_VDISPMO

Description: Month not within reference period

Inherited Universe:

Universe: DISPMO is not within the reference period

Universe Description:

Text: * MONTH ENTERED IS NOT IN REFERENCE PERIOD

Check Instructions: IF suppressed then set VDISPMO_ = A1

Type: Soft

Skip Instructions: Suppress: IF VEHDISP = 1 then goto SALEX
ELSEIF VEHDISP = 2, 3, 6, DK or RF then
goto LOANSTAT
ELSEIF VEHDISP = 4 or 5 then goto REIMBURS

All others, go back to VDISPMO

SALEX

Field

BVEHICLE.BROW.BDISPOSED.SALEX

Description: selling price old vehicle

Form Pane Label: Selling price

SAS Name: SALEX

Tag Name: SALEX

Inherited Universe:

Universe: VEHDISP = 1

Universe Description:

Question Text: How much did you sell it for?

Type: Integer

Length: 7

Min: 1

Max: 999999

- Don't Know
- Refuse
- Empty

- On Input
- On Output

Array:

Special Instructions: Display a \$ and comma in the entry field.

Skip Instructions: 1-999999: IF (ITEM = 1 and SALEX lt 5 or gt 17400) OR
(ITEM = 2 and SALEX lt 35 or gt 23000) OR
(ITEM = 3 and SALEX lt 35 or gt 23000) OR
(ITEM = 4 and SALEX lt 35 or gt 23000) OR
(ITEM = 5 and SALEX lt 35 or gt 23000) OR
(ITEM = 6 and SALEX lt 35 or gt 23000) OR
(ITEM = 7 and SALEX lt 35 or gt 23000) OR
(ITEM = 8 and SALEX lt 35 or gt 23000) OR
(ITEM = 9 and SALEX lt 35 or gt 23000)
then goto ERR1_SALEX
ELSE goto LOANSTAT

DK,RF: Goto LOANSTAT

Instrument SAS Name: SALEX

Destination Data Set: EOVC

ERR1_SALEX

Check

BVEHICLE.BROW.BDISPOSED.ERR1_SALEX

Description: Out of Range Check

Inherited Universe:

Universe: [(ITEM = 1 and SALEX lt 5 or gt 17400) or
(ITEM = 2 and SALEX lt 35 or gt 23000) or
(ITEM = 3 and SALEX lt 35 or gt 23000) or
(ITEM = 4 and SALEX lt 35 or gt 23000) or
(ITEM = 5 and SALEX lt 35 or gt 23000) or
(ITEM = 6 and SALEX lt 35 or gt 23000) or
(ITEM = 7 and SALEX lt 35 or gt 23000) or
(ITEM = 8 and SALEX lt 35 or gt 23000) OR
(ITEM = 9 and SALEX lt 35 or gt 23000)]
AND SALEX <> DK AND SALEX <> RF

Universe Description:

Text: ♦ THE VALUE ENTERED IS UNUSUALLY HIGH OR LOW

PLEASE VERIFY AND IF CORRECT, ENTER ITEM LEVEL NOTE

Check Instructions: IF suppressed then set SALEX_ = A1

Type: Soft

Skip Instructions: Suppress: Goto LOANSTAT

All others, go back to SALEX

Field

REIMBURS
BVEHICLE.BROW.BDISPOSED.REIMBURS

Description: reimbursed for old vehicle

Form Pane Label: Reimbursed

SAS Name: REIMBURS

Tag Name: REIMBURS

Inherited Universe:

Universe: (VEHDISP = 4 or 5) AND (VDISPMO = 1-12, DK or RF)

Universe Description:

Question Text: Were you reimbursed for the value of the ^AutoDesc_Fill?

Fills: AutoDesc_Fill

Instructions: If VEHICYB = 100, fill "auto"

If VEHICYB = 105, fill "auto or truck"

If VEHICYB = 110, fill "truck"

If VEHICYB = 120, fill "motor home"

If VEHICYB = 135, fill "camper"

If VEHICYB = 150, fill "motorcycle, motor scooter, or moped"

If VEHICYB = 160, fill "boat with motor"

If VEHICYB = 170, fill "boat without motor"

If VEHICYB = 180, fill "trailer for boat or cycle"

If VEHICYB = 190, fill "aircraft"

If VEHICYB = 200, fill "other vehicle"

Type: Enumerated

Length: 1

Answer List: TYesNo

Value:	Mnemonic:	Description:
1	Yes	Yes
2	No	No

Don't Know

Refuse

Empty

On Input

On Output

Array:

Skip Instructions: 1: Goto REIMBURX

2,DK,RF: Goto EXREIMB

Instrument SAS Name: REIMBURS

Destination Data Set: EOVC

Field

REIMBURX
BVEHICLE.BROW.BDISPOSED.REIMBURX

Description: amount reimbursed old vehicle

Form Pane Label: Amount

SAS Name: REIMBURX

Tag Name: REIMBURX

Inherited Universe:

Universe: REIMBURS = 1

Universe Description:

Question Text: How much did you receive?

Type: Integer

Length: 7

Min: 1

Max: 999999

Don't Know

Refuse

Empty

On Input

On Output

Array:

Special Instructions: Display a \$ and comma in the entry field.

Skip Instructions: 1-999999: IF lt 20 or gt 23742 then goto ERR1_REIMBURX
ELSE goto LOANSTAT

DK,RF: Goto LOANSTAT

Instrument SAS Name: REIMBURX

Destination Data Set: EOVC

ERR1_REIMBURX

Check

BVEHICLE.BROW.BDISPOSED.ERR1_REIMBURX

Description: Out of Range Check

Inherited Universe:

Universe: (REIMBURX lt 20 or gt 23742) AND REIMBURX <> DK AND
REIMBURX <> RF

Universe Description:

Text: * THE VALUE ENTERED IS UNUSUALLY HIGH OR LOW

PLEASE VERIFY AND IF CORRECT, ENTER ITEM LEVEL NOTE

Check Instructions: IF suppressed then set REIM_URX = A1

Type: Soft

Skip Instructions: Suppress: Goto LOANSTAT

All others, go back to REIMBURX

Field

EXREIMB
BVEHICLE.BROW.BDISPOSED.EXREIMB

Description: expect reimbursed for vehicle

Form Pane Label: Expect reimbursement

SAS Name: EXREIMB

Tag Name: EXREIMB

Inherited Universe:

Universe: REIMBURS = 2, DK or RF

Universe Description:

Question Text: Do you expect to be reimbursed for the value of the ^AutoDesc_Fill?

Fills: AutoDesc_Fill

Instructions: If VEHCYB = 100, fill "auto"
If VEHCYB = 105, fill "auto or truck"
If VEHCYB = 110, fill "truck"
If VEHCYB = 120, fill "motor home"
If VEHCYB = 135, fill "camper"
If VEHCYB = 150, fill "motorcycle, motor scooter, or moped"
If VEHCYB = 160, fill "boat with motor"
If VEHCYB = 170, fill "boat without motor"
If VEHCYB = 180, fill "trailer for boat or cycle"
If VEHCYB = 190, fill "aircraft"
If VEHCYB = 200, fill "other vehicle"

Type: Enumerated

Length: 1

Answer List: TYesNo

Value:	Mnemonic:	Description:
1	Yes	Yes
2	No	No

- Don't Know
- Refuse
- Empty

- On Input
- On Output

Array:

Skip Instructions: 1: Goto EXREIMBX

2,DK,RF: Goto LOANSTAT

Instrument SAS Name: EXREIMB

Destination Data Set: EOVC

Field

EXREIMBX

BVEHICLE.BROW.BDISPOSED.EXREIMBX

Description: amount reimbursed old vehicle

Form Pane Label: Amt expected

SAS Name: EXREIMBX

Tag Name: EXREIMBX

Inherited Universe:

Universe: EXREIMB = 1

Universe Description:

Question Text: How much will you receive?

Type: Integer

Length: 7

Min: 1

Max: 999999

Don't Know

Refuse

Empty

On Input

On Output

Array:

Special Instructions: Display a \$ and comma in the entry field.

Skip Instructions: 1-999999: IF lt 300 or gt 9000 then goto ERR1_EXTREIMBX
ELSE goto LOANSTAT

DK,RF: Goto LOANSTAT

Instrument SAS Name: EXREIMBX

Destination Data Set: EOVC

ERR1_EXREIMBX

Check

BVEHICLE.BROW.BDISPOSED.ERR1_EXREIMBX

Description: Out of Range Check

Inherited Universe:

Universe: (EXREIMBX lt 300 or gt 9000) AND EXREIMBX <> DK AND
EXREIMBX <> RF

Universe Description:

Text: * THE VALUE ENTERED IS UNUSUALLY HIGH OR LOW

PLEASE VERIFY AND IF CORRECT, ENTER ITEM LEVEL NOTE

Check Instructions: IF suppressed then set EXRE_MBX = A1

Type: Soft

Skip Instructions: Suppress: Goto LOANSTAT

All others, go back to EXREIMBX

Field

LOANSTAT
BVEHICLE.BROW.BDISPOSED.LOANSTAT

Description: loans on old vehicle

Form Pane Label: Outstanding

SAS Name: LOANSTAT

Tag Name: LOANSTAT

Inherited Universe:

Universe: (SALEX = 1-999999, DK or RF) OR
(VDISPMO = 1-12, DK or RF AND VEHDISP = 2, 3, 6, DK or RF) OR (EXREIMB = 2,
DK or RF) OR (EXREIMBX = ENTRY) OR
(REIMBURX = 1-999999, DK or RF)

Universe Description:

Question Text: Were there any outstanding loans on the ^AutoDesc_Fill when it was
^VEHDISP_Fill?

Fills: AutoDesc_Fill

Instructions: If VEHCYB = 100, fill "auto"
If VEHCYB = 105, fill "auto or truck"
If VEHCYB = 110, fill "truck"
If VEHCYB = 120, fill "motor home"
If VEHCYB = 135, fill "camper"
If VEHCYB = 150, fill "motorcycle, motor scooter, or moped"
If VEHCYB = 160, fill "boat with motor"
If VEHCYB = 170, fill "boat without motor"
If VEHCYB = 180, fill "trailer for boat or cycle"
If VEHCYB = 190, fill "aircraft"
If VEHCYB = 200, fill "other vehicle"

Fills: VEHDISP_Fill

Instructions: If VEHDISP = 1, fill "sold"
If VEHDISP = 2, fill "traded in"
If VEHDISP = 3, fill "given away to someone outside the household"
If VEHDISP = 4, fill "totaled (damaged beyond repair)"
If VEHDISP = 5, fill "stolen"
If VEHDISP = 6, fill "disposed of"

Type: Enumerated

Length: 1

Answer List: TYesNo

Value:	Mnemonic:	Description:
1	Yes	Yes
2	No	No

- Don't Know
- Refuse
- Empty

- On Input
- On Output

Store Instructions: 1. IF (LOANSTAT = 2, DK or RF) AND (VDISPMO = current month)
then store 2 in OVC_STAT,
ELSE store 1 in OVC_STAT

2. Store 1 in OVC_ORIG

Array:

Skip Instructions: 1: Goto FINPAYMT

2,DK,RF: Goto ANYOTHR

Instrument SAS Name: LOANSTAT

Destination Data Set: EOVC

Field

FINPAYMT
BVEHICLE.BROW.BDISPOSED.FINPAYMT

Description: final payments on old vehicle

Form Pane Label: Final pmt

SAS Name: FINPAYMT

Tag Name: FINPAYMT

Inherited Universe:

Universe: LOANSTAT = 1

Universe Description:

Question Text: Were any final payments made on the loan?

Type: Enumerated

Length: 1

Answer List: TYesNo

Value:	Mnemonic:	Description:
1	Yes	Yes
2	No	No

- Don't Know
- Refuse
- Empty

- On Input
- On Output

Store Instructions: 1. IF (FINPAYMT = 2, DK or RF) AND (VDISPMO = current month)
then store 2 in OVC_STAT,
ELSE store 1 in OVC_STAT

2. Store 1 in OVC_ORIG

Array:

Skip Instructions: 1: Goto FINPAYMX

2,DK,RF: Goto ANYOTHR

Instrument SAS Name: FINPAYMT

Destination Data Set: EOVC

Field

FINPAYMX
BVEHICLE.BROW.BDISPOSED.FINPAYMX

Description: amount final payment old vehicle

Form Pane Label: Amount final pmt

SAS Name: FINPAYMX

Tag Name: FINPAYMX

Inherited Universe:

Universe: FINPAYMT = 1

Universe Description:

Question Text: How much was the final payment?

Type: Integer

Length: 7

Min: 1

Max: 999999

Don't Know

Refuse

Empty

On Input

On Output

Store Instructions: 1. IF (FINPAYMX = 2, DK or RF) AND (VDISPMO = current month)
then store 2 in OVC_STAT
ELSE store 1 in OVC_STAT

2. Store 1 in OVC_ORIG

Array:

Special Instructions: Display a \$ and comma in the entry field.

Skip Instructions: 1-999999: IF lt 384 or gt 26500 then goto ERR1_FINPAYMX
ELSE goto ANYOTHR

DK,RF: Goto ANYOTHR

Instrument SAS Name: FINPAYMX

Destination Data Set: EOVC

Check

ERR1_FINPAYMX
BVEHICLE.BROW.BDISPOSED.ERR1_FINPAYMX

Description: Out of Range Check

Inherited Universe:

Universe: (FINPAYMX lt 384 or gt 26500) AND FINPAYMX <> DK AND
FINPAYMX <> RF

Universe Description:

Text: * THE VALUE ENTERED IS UNUSUALLY HIGH OR LOW

PLEASE VERIFY AND IF CORRECT, ENTER ITEM LEVEL NOTE

Check Instructions: IF suppressed then set FINP_YMX = A1

Type: Soft

Skip Instructions: Suppress: Goto ANYOTHR

All others, go back to FINPAYMX

VEHICIC

Field

BVEHICLE.BROW.BDISPOSED.VEHICIC

Description: vehicle number

Form Pane Label:

SAS Name: VEHICIC

Tag Name:

Inherited Universe:

Universe:

Universe Description:

Question Text:

Type: Integer

Length: 3

Min: 1

Max: 125

- Don't Know
- Refuse
- Empty

- On Input
- On Output

Array:

Special Instructions: NOTE: See VEHDISP for how to set this field

Instrument SAS Name: VEHICIC

Destination Data Set: EOVC

Field

VEHICYC
BVEHICLE.BROW.BDISPOSED.VEHICYC

Description: 3 digit vehicle code for disposed vehicles

Form Pane Label:

SAS Name: VEHICYC

Tag Name:

Inherited Universe:

Universe:

Universe Description:

Question Text:

Type: String

Length: 3

- Don't Know
- Refuse
- Empty

- On Input
- On Output

Array:

Special Instructions: NOTE: See VEHDISP for how to set this field

Valid Values: 100, 105, 110, 120, 130, 140, 150, 160, 170,
180, 190, 200

Instrument SAS Name: VEHICYC

Destination Data Set: EOVC

SALEX_
BVEHICLE.BROW.BDISPOSED.SALEX_

Field

Description: Range edit flag for SALEX

Form Pane Label:

SAS Name: SALEX_

Tag Name:

Inherited Universe:

Universe:

Universe Description:

Question Text:

Type: String

Length: 2

- Don't Know
- Refuse
- Empty

- On Input
- On Output

Array:

Special Instructions: NOTE: See ERR1_SALEX for how to set this field.

Valid Values: A1 = Range edit failed
(ERR1 check was suppressed)

Blank = Range edit passed

Instrument SAS Name: SALEX_

Destination Data Set: EOVC

Field

REIM_URX
BVEHICLE.BROW.BDISPOSED.REIM_URX

Description: Range edit flag for REIMBURX

Form Pane Label:

SAS Name: REIM_URX

Tag Name:

Inherited Universe:

Universe:

Universe Description:

Question Text:

Type: String

Length: 2

- Don't Know
- Refuse
- Empty

- On Input
- On Output

Array:

Special Instructions: NOTE: See ERR1_REIMBURX for how to set this field.

Valid Values: A1 = Range edit failed
(ERR1 check was suppressed)

Blank = Range edit passed

Instrument SAS Name: REIM_URX

Destination Data Set: EOVC

EXRE_MBX

Field

BVEHICLE.BROW.BDISPOSED.EXRE_MBX

Description: Range edit flag EXREIMBX

Form Pane Label:

SAS Name: EXRE_MBX

Tag Name:

Inherited Universe:

Universe:

Universe Description:

Question Text:

Type: String

Length: 2

- Don't Know
- Refuse
- Empty

- On Input
- On Output

Array:

Special Instructions: NOTE: See ERR1_EXREIMBX for how to set this field.

Valid Values: A1 = Range edit failed
(ERR1 check was suppressed)

Blank = Range edit passed

Instrument SAS Name: EXRE_MBX

Destination Data Set: EOVC

Field

FINP_YMX
BVEHICLE.BROW.BDISPOSED.FINP_YMX

Description: Range edit flag for FINPAYMX

Form Pane Label:

SAS Name: FINP_YMX

Tag Name:

Inherited Universe:

Universe:

Universe Description:

Question Text:

Type: String

Length: 2

- Don't Know
- Refuse
- Empty

- On Input
- On Output

Array:

Special Instructions: NOTE: See ERR1_FINPAYMX for how to set this field.

Valid Values: A1 = Range edit failed
(ERR1 check was suppressed)

Blank = Range edit passed

Instrument SAS Name: FINP_YMX

Destination Data Set: EOVC

VDISPMO_
BVEHICLE.BROW.BDISPOSED.VDISPMO_

Field

Description: Range edit flag for VDISPMO

Form Pane Label:

SAS Name: VDISPMO_

Tag Name:

Inherited Universe:

Universe:

Universe Description:

Question Text:

Type: String

Length: 2

- Don't Know
- Refuse
- Empty

- On Input
- On Output

Array:

Special Instructions: NOTE: See ERR3_VDISPMO for how to set this field.

Valid Values: A1 = Range edit failed
(ERR1 check was suppressed)

Blank = Range edit passed

Instrument SAS Name: VDISPMO_

Destination Data Set: EOVC

Field

OVC_STAT
BVEHICLE.BROW.BDISPOSED.OVC_STAT

Description: Record Status

Form Pane Label:

SAS Name: REC_STAT

Tag Name:

Inherited Universe:

Universe:

Universe Description:

Question Text:

Type: String

Length: 1

- Don't Know
- Refuse
- Empty

- On Input
- On Output

Array:

Special Instructions: NOTE: See LOANSTAT, FINPAYMT and FINPAYMX for how to set this field

Valid Values: 1 = Active Record
2 = Current month Record
3 = Inactive Record

Instrument SAS Name: OVC_STAT

Destination Data Set: EOVC

OVC_ORIG

Field

BVEHICLE.BROW.BDISPOSED.OVC_ORIG

Description: Record Origin

Form Pane Label:

SAS Name: REC_ORIG

Tag Name:

Inherited Universe:

Universe:

Universe Description:

Question Text:

Type: String

Length: 1

- Don't Know
- Refuse
- Empty

- On Input
- On Output

Array:

Special Instructions: NOTE: See LOANSTAT, FINPAYMT and FINPAYMX for how to set this field

Valid Values: 1 = Data from current month interview
2 = data reported in previous quarter

Instrument SAS Name: OVC_ORIG

Destination Data Set: EOVC

Field

ANYOTHR
BVEHICLE.BROW.ANYOTHR

Description: Any other vehicles

Form Pane Label: Any more

SAS Name:

Tag Name: ANYOTHR

Inherited Universe:

Universe: ITEM = 1-9

Universe Description:

Question Text: ^Anyothr

Fills: Anyothr

Instructions: IF SCREEN 1A, fill "Did ^YOU_YRCU purchase or acquire any other ^AutoDesc_Fill2?"
ELSEIF SCREEN 1B or 2, fill "^DoDoes_C ^YOU_YRCU own any other ^AutoDesc_Fill2?"
ELSEIF SCREEN 3, fill "Did ^YOU_YRCU purchase any other ^AutoDesc_Fill2 for someone outside your household?"
ELSEIF SCREEN 4, fill "Did ^YOU_YRCU dispose of any other ^AutoDesc_Fill2?"

Fills: DoDoes_C

Instructions: IF NUMHOUSE = 1 then fill "Do"
ELSE fill "Does"

Fills: YOU_YRCU

Instructions: IF NUMHOUSE = 1 then fill "you"
ELSE fill "your household"

Fills: AutoDesc_Fill2

Instructions: If VEHCYB = 100, fill "autos"
If VEHCYB = 105, fill "autos or trucks"
If VEHCYB = 110, fill "trucks"
If VEHCYB = 120, fill "motor homes"
If VEHCYB = 135, fill "campers"
If VEHCYB = 150, fill "motorcycles, motor scooters, or mopeds"
If VEHCYB = 160, fill "boats with a motor"
If VEHCYB = 170, fill "boats without a motor"
If VEHCYB = 180, fill "trailers for boats or cycles"

If VEHCYB = 190, fill "aircraft"
If VEHCYB = 200, fill "vehicles"

Type: Enumerated
Length: 1

Answer List: TYesNo

Value:	Mnemonic:	Description:
1	Yes	Yes
2	No	No

- Don't Know
- Refuse
- Empty

- On Input
- On Output

Store Instructions: Store 1 in OVB_ORIG and OVB_STAT for the current record.

Array:

Skip Instructions: 1: IF Row number = 25 then goto ERR_MAX
ELSE goto ITEM, next screen as appropriate

2,DK,RF: goto ITEM, next screen as appropriate

Instrument SAS Name: ANYOTHR

Check

ERR_MAX
BVEHICLE.BROW.ERR_MAX

Description: Max Number of Rows Reached

Inherited Universe:

Universe: (ANYOTHR = 1) AND (ROW number = 25)

Universe Description: Yes, there are more expenses, but there are no more empty rows in the grid

Text: ♦ [No more rows can be added](#)

Check Instructions:

Type: Hard

Skip Instructions: Go back to ANYOTHR

S10_End

Field

BVEHICLE.BROW.S10_End

Description: End of Section 10

Form Pane Label:

SAS Name:

Tag Name:

Inherited Universe:

Universe: ITEM = 99 OR (grid is full)

Universe Description:

Question Text:

Type: Classification

Length: 0

- Don't Know
- Refuse
- Empty

- On Input
- On Output

Store Instructions: IF (Any ITEM = 99 OR ITEM = 888 or 95 for row 25 OR ANYOTHR = 1, 2, DK or RF for row 25) then set section complete flag. (Store "Yes" in Sectcomp (10)).

Array:

Skip Instructions: Goto section 11 - BSect11

Field

VEHICIB
BVEHICLE.BROW.VEHICIB

Description: Vehicle number

Form Pane Label:

SAS Name: VEHICIB

Tag Name:

Inherited Universe:

Universe:

Universe Description:

Question Text:

Type: Integer

Length: 3

Min: 1

Max: 999

- Don't Know
- Refuse
- Empty

- On Input
- On Output

Array:

Special Instructions: NOTE: See ITEM for how to set this field

Instrument SAS Name: VEHICIB

Destination Data Set: EOVB

VEHICYB

Field

BVEHICLE.BROW.VEHICYB

Description: 3 digit vehicle code

Form Pane Label:

SAS Name: VEHICYB

Tag Name:

Inherited Universe:

Universe:

Universe Description:

Question Text:

Type: String

Length: 3

- Don't Know
- Refuse
- Empty

- On Input
- On Output

Array:

Special Instructions: NOTE: See ITEM for how to set this field

Valid values: 100, 105, 110, 120, 135, 150, 160, 170,
180, 190, 200

Instrument SAS Name: VEHICYB

Destination Data Set: EOVB

Field

DISPOSED
BVEHICLE.BROW.DISPOSED

Description: Vehicle disposed of

Form Pane Label:

SAS Name: DISPOSED

Tag Name:

Inherited Universe:

Universe:

Universe Description:

Question Text:

Type: String

Length: 1

- Don't Know
- Refuse
- Empty

- On Input
- On Output

Array:

Special Instructions: NOTE: See ITEM for how to set this field

Valid values: Blank = Still has vehicle
1 = vehicle disposed of

Instrument SAS Name: DISPOSED

Destination Data Set: EOVC

MKMDLY

Field

BVEHICLE.BROW.MKMDLY

Description: vehicle make and model

Form Pane Label:

SAS Name: MKMODEL

Tag Name:

Inherited Universe:

Universe:

Universe Description:

Question Text:

Type: String

Length: 5

- Don't Know
- Refuse
- Empty

- On Input
- On Output

Array:

Special Instructions: NOTE: See MKMDL_SC for how to set this field

Instrument SAS Name: MKMDLY

Destination Data Set: EOV B

Field

VFINSTAT
BVEHICLE.BROW.VFINSTAT

Description:

Form Pane Label:

SAS Name: VFINSTAT

Tag Name:

Inherited Universe:

Universe:

Universe Description:

Question Text:

Type: String

Length: 1

- Don't Know
- Refuse
- Empty

- On Input
- On Output

Array:

Special Instructions: NOTE: See VLOANSTAT for how to set this field

Valid values: 1 = VLOANST = 2 (No remaining loan payments)

2 = VLOANST = 1 (yes, remaining loan payments)

DK = VLOANST = DK

RF = VLOANST = RF

Instrument SAS Name: VFINSTAT

Destination Data Set: EOVB

TRADEX_
BVEHICLE.BROW.TRADEX_

Field

Description: Range edit flag for TRADEX

Form Pane Label:

SAS Name: TRADEX_

Tag Name:

Inherited Universe:

Universe:

Universe Description:

Question Text:

Type: String

Length: 2

- Don't Know
- Refuse
- Empty

- On Input
- On Output

Array:

Special Instructions: NOTE: See ERR1_TRADEX for how to set this field.

Valid Values: A1 = Range edit failed
(ERR1 check was suppressed)

Blank = Range edit passed

Instrument SAS Name: TRADEX_

Destination Data Set: EOVB

Field

NETPURX_
BVEHICLE.BROW.NETPURX_

Description: Range edit flag for NETPURX

Form Pane Label:

SAS Name: NETPURX_

Tag Name:

Inherited Universe:

Universe:

Universe Description:

Question Text:

Type: String

Length: 2

- Don't Know
- Refuse
- Empty

- On Input
- On Output

Array:

Special Instructions: NOTE: See ERR1_NETPURX for how to set this field.

Valid Values: A1 = Range edit failed
(ERR1 check was suppressed)

Blank = Range edit passed

Instrument SAS Name: NETPURX_

Destination Data Set: EOVB

DNPA_MTX

Field

BVEHICLE.BROW.DNPA_MTX

Description: Range edit flag for DNPAYMTX

Form Pane Label:

SAS Name: DNPA_MTX

Tag Name:

Inherited Universe:

Universe:

Universe Description:

Question Text:

Type: String

Length: 2

- Don't Know
- Refuse
- Empty

- On Input
- On Output

Array:

Special Instructions: NOTE: See ERR1_DNPAYMTX for how to set this field.

Valid Values: A1 = Range edit failed
(ERR1 check was suppressed)

Blank = Range edit passed

Instrument SAS Name: DNPA_MTX

Destination Data Set: EOVB

Field

OVB_STAT
BVEHICLE.BROW.OVB_STAT

Description: Record status

Form Pane Label:

SAS Name: REC_STAT

Tag Name:

Inherited Universe:

Universe:

Universe Description:

Question Text:

Type: String

Length: 1

- Don't Know
- Refuse
- Empty

- On Input
- On Output

Array:

Special Instructions: NOTE: See ANYOTHR for how to set this field

Valid values: 1 = Active Record
3 = Inactive Record

Instrument SAS Name: OVB_STAT

Destination Data Set: EOVB

OVB_ORIG

Field

BVEHICLE.BROW.OVB_ORIG

Description: Record origin

Form Pane Label:

SAS Name: REC_ORIG

Tag Name:

Inherited Universe:

Universe:

Universe Description:

Question Text:

Type: String

Length: 1

- Don't Know
- Refuse
- Empty

- On Input
- On Output

Array:

Special Instructions: NOTE: See ANYOTHR for how to set this field

Valid values: 1 = Data from current month interview

4 = Inventory data - no update

5 = Inventory data - updates

Instrument SAS Name: OVB_ORIG

Destination Data Set: EOVB

Field

MATCHID
BVEHICLE.BROW.MATCHID

Description: Vehicle Match ID - Output Only Field

Form Pane Label:

SAS Name:

Tag Name:

Inherited Universe:

Universe:

Universe Description:

Question Text:

Type: Integer

Length: 2

Min: 1

Max: 99

- Don't Know
- Refuse
- Empty

- On Input
- On Output

Array:

Special Instructions: Valid Values: 1-99

Instrument SAS Name: MATCHID

Destination Data Set: EOVB

LP10_Flag

Field

LP10_Flag

Description: Section 10 Extended Recall Flag

Form Pane Label:

SAS Name:

Tag Name:

Inherited Universe:

Universe: SECTCOMP(10) = "Yes"

Universe Description:

Question Text:

Type: Enumerated

Length: 1

Answer List: TYesNo

Value:	Mnemonic:	Description:
1	Yes	Yes
2	No	No

- Don't Know
- Refuse
- Empty

- On Input
- On Output

Store Instructions: FOR I: = 1-9
 LP10_Flag[I] = 2
ENDDO

```
FOR I:= 1 TO 25 DO
  IF BVehicle.Brow[I].Item = 3 or
    TBLInv.BINV[I].VEHICYB = 135 THEN
    LP10_Flag[3] := 1
  ENDIF
  IF BVehicle.Brow[I].Item = 5 or
    TBLInv.BINV[I].VEHICYB = 160 THEN
    LP10_Flag[5] := 1
  ENDIF
```



```
IF BVehicle.Brow[!].Item = 6 or
  TBLInv.BINV[!].VEHICYB = 170 THEN
  LP10_Flag[6] := 1
ENDIF
IF BVehicle.Brow[!].Item = 7 or
  TBLInv.BINV[!].VEHICYB = 180 THEN
  LP10_Flag[7] := Yes
ENDIF
IF BVehicle.Brow[!].Item = 9 or
  TBLInv.BINV[!].VEHICYB = 200 THEN
  LP10_Flag[9] := 1
ENDIF
END DO
```

Array:

Number of Elements: 9

Instrument SAS Name: LP10_Flag

BSECT11

BSECT11

Block

Description: Vehicle Operating Expenses

Tab Name: S11

Fly Over Name: S11- Vehicle operating expenses

Universe Type: If

Inherited Universe:

Universe: (BFront.START <> 3-5) AND BCeintro.CE_INTRO = 1 AND
SECTCOMP[10] = 1

Universe Description: Demographics and Section 11 must be complete

Array:

- Block Instructions:**
1. Section label for fields VOPGASX - S11C_END:
Section 11, Part C - other vehicle operating expenses
 2. Create new flag variable S10Electric_Flag:
See S10Electric_flag field for instructions.
 3. Create new flag variable S10FlexFuel_Flag
See S10FlexFuel_flag field for instructions.

Field

S10FlexFuel_Flag

S10FlexFuel_Flag

Description: Flex Fuel Vehicle Flag. (AuxFuelType_5)

Form Pane Label:

SAS Name:

Tag Name:

Inherited Universe:

Universe:

Universe Description:

Question Text:

Type: Integer

Length: 1

Min: 0

Max: 1

- Don't Know
- Refuse
- Empty

- On Input
- On Output

Store Instructions: 1. Set flag for any Inventory (8500) records
FOR J:= 1 TO 125 DO
IF (Sect10.Inv.Inv[J].FUELTYPE = 5) AND
(Sect10.Inv.Inv[J].VEHgrey is not '1') THEN
Set S10FlexFuel_Flag (AuxFuelType_5)= 1
ENDIF
ENDDO

2. Set flag for newly reported vehicles
FOR J:= 1 TO 100 DO
IF (Sect10.Vehicle.Row[J].FUELTYPE = T05) AND
(Sect10.Vehicle.Row[J].Item = 1) THEN
Set S10FlexFuel_Flag (AuxVehFuelType_5) = 1
ENDIF
ENDDO

Array:

Special Instructions: Values: 1 = This household owns at least 1 FlexFuel vehicle

Field

S10Electric_Flag

S10Electric_Flag

Description: Electric Vehicle Flag. (AuxFuelType_34)

Form Pane Label:

SAS Name:

Tag Name:

Inherited Universe:

Universe:

Universe Description:

Question Text:

Type: Integer

Length: 1

Min: 0

Max: 1

- Don't Know
- Refuse
- Empty

- On Input
- On Output

Store Instructions: 1. Set flag for Inventory Vehicles:

```
FOR J:= 1 TO 125 DO
  IF (Sect10.Inv.Inv[J].FUELTYPE = 3 or 4) AND
    (Sect10.Inv.Inv[J].Vehgrey is not '1') THEN
    set S10Electric_Flag (AuxFuelType_34) = 1
  ENDIF
ENDDO
```

2. Set flag for newly reported vehicles

```
FOR J:= 1 TO 100 DO
  IF (Sect10.Vehicle.Row[J].FUELTYPE = 3 or 4) AND
    (Sect10.Vehicle.Row[J].ITEM = '1') THEN
    set S10Electric_Flag (AuxVehFuelType_34) = 1
  ENDIF
ENDDO
```

Array:

Special Instructions: Values: 1 = This household owns at least 1 Hybrid electric or electric only vehicle

Field

S11A_INTRO
S11A_INTRO

Description: Introduction

Form Pane Label:

SAS Name:

Tag Name: S11A_INTRO

Inherited Universe:

Universe:

Universe Description: ALL

Question Text: I will now ask about expenses for vehicle services, parts, and equipment.
Please do not include expenses for vehicles used entirely for business.

<u>Description</u>	<u>Month</u>	<u>Amount</u>
(VOPDESC)	(VOPMOA)	(VOPEXPX)

Type: Enumerated

Length: 1

Answer List: TContinue

Value:	Mnemonic:	Description:
1	Continue	Enter 1 to Continue

- Don't Know
- Refuse
- Empty

- On Input
- On Output

Array:

Skip Instructions: Goto BTABLEA.BROW.ITEM

Instrument SAS Name: S11A_INTRO

Destination Data Set: EVEQ

BTABLEA

BTABLEA

Block

Description: Vehicle maintenance and repair, parts and equipment

Tab Name:

Fly Over Name:

Universe Type: If

Inherited Universe:

Universe: S11A_INTRO = 1

Universe Description: ALL

Array:

- Block Instructions:**
1. Max number of gridlines: 26
 2. Section label: Section 11, Part A - Vehicle Maintenance and Repair, Parts and Equipment
 3. This section is a laundry list. Follow the laundry list standards. (See the attachment on the field Laundry_List_Standards.)
 4. Pre-chart
 - o Follow pre-chart standards. (See attachment on the field Prechart_Standards.)
 - o See the attachment on the variable Input_Setup_Specifications for specific prechart information

Block

BROW
BTABLEA.BROW

Description:

Tab Name:
Fly Over Name:
Universe Type: While

Inherited Universe:

Universe: (ITEM(previous row) <> 99) AND (ROW # < 27)

Universe Description:

Array:

Block Instructions:

ITEM

Field

BTABLEA.BROW.ITEM

Description: Vehicle operation expense

Form Pane Label: Item

SAS Name:

Tag Name: VEQ_ITEM

Inherited Universe:

Universe:

Universe Description: All

Help Screen: H_S11A

Question Text:  32 ? [F1]

Since the first of ^REF_MONTH, have ^YOU_ANYMEM had expenses for any of the following?

[* Read each item on list](#)

Fills: REF_MONTH

Instructions: Set REF_MONTH = 3 months before the interview.

Calculated by taking the INTPER from record type 10 to come up with the base month to start from.

Fills: YOU_ANYMEM

Instructions: IF NUMHOUSE = 1 then fill "you"

ELSE fill "you or any members of your household"

Type: Enumerated

Length: 3

Answer List: TSec11altems

Value:	Mnemonic:	Description:
1	Oilch_wk	Oil change, lubrication, or oil filter
2	Tune_up	Motor tune-up
3	Batte_WK	Battery purchases or installation
4	Trepa_wk	Repairs to tires, including patches and plugs
5	Tpurc_wk	Tire purchases or mounting
6	Wheel_wk	Front end alignment, wheel balancing, or wheel rotation

7	Shock_wk	Shock absorber replacement
8	Body_wk	Body work or painting
9	Vehrep_wk	Any other vehicle or engine repairs
10	Acces_wk	Vehicle accessories or customizing
11	Other_wk	Other vehicle services, parts, or equipment
12	Vehcl_wk	Vehicle cleaning services including car washes
99	NoMore99	None/No more entries
888	DeleteLine	Delete a line

- Don't Know
- Refuse
- Empty

- On Input
- On Output

Store Instructions: Set VOPSERVY as follows:

- If ITEM = 1 then store 100 in VOPSERVY
- If ITEM = 2 then store 110 in VOPSERVY
- If ITEM = 3 then store 130 in VOPSERVY
- If ITEM = 4 then store 150 in VOPSERVY
- If ITEM = 5 then store 140 in VOPSERVY
- If ITEM = 6 then store 160 in VOPSERVY
- If ITEM = 7 then store 330 in VOPSERVY
- If ITEM = 8 then store 320 in VOPSERVY
- If ITEM = 9 then store 380 in VOPSERVY
- If ITEM = 10 then store 360 in VOPSERVY
- If ITEM = 11 then store 370 in VOPSERVY
- If ITEM = 12 then store 367 in VOPSERVY

Array:

- Special Instructions:**
1. Answer list options should be in bold black except 99 and 888, they should be in regular black.
(Once an answer list option is selected, the answer list description color should be changed to regular blue.)
 2. Prefill DESCRIPTION with the following description.
 - If ITEM = 1, prefill "oil change, lube, or filters"
 - If ITEM = 2, prefill "motor tune-ups"
 - If ITEM = 3, prefill "battery purch/ installation"
 - If ITEM = 4, prefill "tire repair"
 - If ITEM = 5, prefill "tire purchases or mounting"
 - If ITEM = 6, prefill "Front end align., wheel bal/ro"
 - If ITEM = 7, prefill "shock absorber replacement"
 - If ITEM = 8, prefill " body work/painting"

If ITEM = 9, prefill "other veh/engine repairs"
If ITEM = 10, prefill "veh. Accessories/customizing"
If ITEM = 11, prefill "other services/parts/equipt"
If ITEM = 12, prefill "vehicle cleaning incl car wash"

3. IF ITEM = 888 then "SHOW" the fields in the row

Skip Instructions: 1-12: IF ITEM ne Item2Shadow then goto CK_ITEM
ELSE goto DESCRIPTION

99: Goto S11A_END

888: IF no more rows then goto S11A_END
ELSE goto ITEM - next row of the table

Instrument SAS Name: VEQ_ITEM

Destination Data Set: EVEQ

Check

CK_ITEM
BTABLEA.BROW.CK_ITEM

Description: After a row is completed, the user has backed up and changed the item number to another valid item number

Inherited Universe:

Universe: ITEM was changed to another valid item number

Universe Description: After a row is completed, the user has backed up and changed the item number to another valid item number

Text: ♦ [Press "S" to change this item code and enter new data](#)

[Press ENTER to re-enter the original item code: ^OldItem](#)

Check Instructions: IF SUPPRESSED then set all fields in this block to EMPTY

Type: Soft

Skip Instructions: Go back to ITEM

Fills: OldItem

Instructions: **Fill the previous entry in ITEM for this row.**

DESCRIPTION

Field

BTABLEA.BROW.DESCRPTION

Description: Description of vehicle operation expense

Form Pane Label: Work/veh. Desc.

SAS Name: VOPDESC

Tag Name: VOPDESC

Inherited Universe:

Universe: ITEM <> 99 and <> 888 and <> EMPTY

Universe Description: ALL, except ITEM = 99 or 888 (ITEM = 1-12)

Question Text: What was the expense for?

<u>Description</u>	<u>Month</u>	<u>Amount</u>
(VOPDESC)	(VOPMOA)	(VOPEXPX)

Type: String

Length: 30

- Don't Know
- Refuse
- Empty

- On Input
- On Output

Array:

Skip Instructions: IF ITEM = 3, 4, or 5 then goto MONTH
ELSE goto VOPLABOR

Instrument SAS Name: VOPDESC

Destination Data Set: EVEQ

Field

VOPLABOR
BTABLEA.BROW.VOPLABOR

Description: Did this expense include labor?

Form Pane Label: Labor?

SAS Name: VOPLABOR

Tag Name: VOPLABOR

Inherited Universe:

Universe: ITEM < 3 OR ITEM > 5

Universe Description: ITEM = 1, 2, or 6-12 and DESCRIPTION has been answered

Question Text: Did this expense include labor?

<u>Description</u>	<u>Month</u>	<u>Amount</u>
(VOPDESC)	(VOPMOA)	(VOPEXPX)

Type: Enumerated

Length: 1

Answer List: TYesNo

Value:	Mnemonic:	Description:
1	Yes	Yes
2	No	No

- Don't Know
- Refuse
- Empty

- On Input
- On Output

Array:

Skip Instructions: Goto MONTH

Instrument SAS Name: VOPLABOR

Destination Data Set: EVEQ

MONTH

Field

BTABLEA.BROW.MONTH

Description: In what month did you have this expense?

Form Pane Label: Month

SAS Name: VOPMOA

Tag Name: VOPMOA

Inherited Universe:

Universe: ITEM <> 99 and <> 888 and <> EMPTY

Universe Description: ALL, except ITEM = 99 or 888

Question Text: In what month did you have this expense?

<u>Description</u>	<u>Month</u>	<u>Amount</u>
(VOPDESC)	(VOPMOA)	(VOPEXPX)

Type: Enumerated

Length: 2

Answer List: TMONTH

Value:	Mnemonic:	Description:
1	Jan	January
2	Feb	February
3	Mar	March
4	Apr	April
5	May	May
6	Jun	June
7	Jul	July
8	Aug	August
9	Sep	September
10	Oct	October
11	Nov	November
12	Dec	December

Don't Know

Refuse

Empty

On Input
 On Output

Array:

Special Instructions: Only display answer list values REF_MONTH through CUR_MONTH

Skip Instructions: REF_MONTH - CUR_MONTH: IF MONTH not within reference period
then goto ERR3_MONTH
ELSE goto AMOUNT

DK,RF: Goto AMOUNT

Instrument SAS Name: VOPMOA

Destination Data Set: EVEQ

ERR3_MONTH

Check

BTABLEA.BROW.ERR3_MONTH

Description: MONTH not within reference period

Inherited Universe:

Universe: (MONTH not within reference period) AND \
(MONTH ne DK and ne RF)

Universe Description: The month the expense was in, is outside of the reference period

Text: Input invalid. Value not in range

Check Instructions: NOTE: This is a Blaise manipula generated error

Type: Hard

Skip Instructions: Go back to MONTH

Field

AMOUNT
BTABLEA.BROW.AMOUNT

Description: What was the total cost?

Form Pane Label: \$ Cost

SAS Name: VOPEXPX

Tag Name: VOPEXPX

Inherited Universe:

Universe: ITEM <> 99 and <> 888 and <> EMPTY

Universe Description: ALL, except ITEM = 99 or 888

Question Text: What was the total cost?

<u>Description</u>	<u>Month</u>	<u>Amount</u>
(VOPDESC)	(VOPMOA)	(VOPEXPX)

Type: Integer

Length: 6

Min: 1

Max: 99999

Don't Know

Refuse

Empty

On Input

On Output

Store Instructions: IF (AMOUNT = DK or RF) OR (ERR1 is not triggered) then
set VOPEXPX_ = EMPTY

Array:

Special Instructions: Display a \$ and comma in the entry field

Skip Instructions: 1-99999: IF (ITEM = 1 and AMOUNT lt 8 or gt 89) OR
(ITEM = 2 and AMOUNT lt 10 or gt 1500) OR
(ITEM = 3 and AMOUNT lt 16 or gt 211) OR
(ITEM = 4 and AMOUNT lt 5 or gt 100) OR
(ITEM = 5 and AMOUNT lt 20 or gt 1000)OR
(ITEM = 6 and AMOUNT lt 8 or gt 690) OR

```
(ITEM = 7 and AMOUNT lt 22 or gt 1000) OR  
(ITEM = 8 and AMOUNT lt 15 or gt 4000) OR  
(ITEM = 9 and AMOUNT lt 6 or gt 3000) OR  
(ITEM = 10 and AMOUNT lt 5 or gt 1700) OR  
(ITEM = 11 and AMOUNT lt 5 or gt 1000) OR  
(ITEM = 12 and AMOUNT lt 2 or gt 100)  
  then goto ERR1_AMOUNT  
ELSEIF (ITEM and the entry in AMOUNT for this  
  record are equal to any records data on the  
  pre-chart/input then goto ERR_DUP  
ELSE goto VOPTAX
```

DK,RF: Goto C

Instrument SAS Name: VOPEXPX

Destination Data Set: EVEQ

Check

ERR1_AMOUNT
BTABLEA.BROW.ERR1_AMOUNT

Description: Out of Range Check

Inherited Universe:

Universe: [(ITEM = 1 and AMOUNT lt 8 or gt 89) or
(ITEM = 2 and AMOUNT lt 10 or gt 1500) or
(ITEM = 3 and AMOUNT lt 16 or gt 211) or
(ITEM = 4 and AMOUNT lt 5 or gt 100) or
(ITEM = 5 and AMOUNT lt 20 or gt 1000) or
(ITEM = 6 and AMOUNT lt 8 or gt 690) or
(ITEM = 7 and AMOUNT lt 22 or gt 1000) or
(ITEM = 8 and AMOUNT lt 15 or gt 4000) or
(ITEM = 9 and AMOUNT lt 6 or gt 3000) or
(ITEM = 10 and AMOUNT lt 5 or gt 1700) or
(ITEM = 11 and AMOUNT lt 5 or gt 1000) or
(ITEM = 12 and AMOUNT lt 2 or gt 100)] AND
(AMOUNT <> DK and AMOUNT <> RF)

Universe Description:

Text: * THE VALUE ENTERED IS UNUSUALLY HIGH OR LOW

PLEASE VERIFY AND IF CORRECT, ENTER ITEM LEVEL NOTE

Check Instructions: IF suppressed then set VOPEXPX_ = A1

Type: Soft

Skip Instructions: Suppress: Goto VOPTAX

All others, go back to AMOUNT

ERR_DUP

Check

BTABLEA.BROW.ERR_DUP

Description: Check for possible duplicate reporting

Inherited Universe:

Universe: ITEM AND the entry for AMOUNT for the record is equal to any records data on the prechart/input

Universe Description: The records itemcode and amount is the same as one of the records on the pre-chart

Text: * [This item appears to be the same as one reported last interview](#)

[Please verify to avoid duplicate reporting](#)

[If this is a duplicate item, enter 888 to delete line](#)

Check Instructions:

Type: Soft

Skip Instructions: Suppress: Goto VOPTAX

All others, go back to AMOUNT

Field

VOPTAX
BTABLEA.BROW.VOPTAX

Description: Did this include sales tax?

Form Pane Label: Tax?

SAS Name: VOPTAX

Tag Name: VOPTAX

Inherited Universe:

Universe: AMOUNT = 1-99999

Universe Description: Had an expense for vehicle maintenance

Question Text: Did this include sales tax?

<u>Description</u>	<u>Month</u>	<u>Amount</u>
(VOPDESC)	(VOPMOA)	(VOPEXPX)

Type: Enumerated

Length: 1

Answer List: TYesNo

Value:	Mnemonic:	Description:
1	Yes	Yes
2	No	No

- Don't Know
- Refuse
- Empty

- On Input
- On Output

Array:

Skip Instructions: Goto C

Instrument SAS Name: VOPTAX

Destination Data Set: EVEQ

C

Field

BTABLEA.BROW.C

Description: C

Form Pane Label: C

SAS Name:

Tag Name: VOPCMB_C

Inherited Universe:

Universe: ITEM <> 99 and <> 888 and <> EMPTY

Universe Description: ALL, except ITEM = 99 or 888

Question Text: [✦ Enter 'C' for combined expense](#)

Type: String

Length: 1

- Don't Know
- Refuse
- Empty

- On Input
- On Output

Array:

Skip Instructions: C: Goto COMBCODE

EMPTY: Goto VOPREIMB

IF anything other than a 'C' or blank is entered then
goto CK_C

Instrument SAS Name: VOPCMB_C

Destination Data Set: EVEQ

Check

CK_C
BTABLEA.BROW.CK_C

Description: C field can only contain a "C" or EMPTY

Inherited Universe:

Universe: C = anything other than a 'C' or a blank

Universe Description:

Text: [✦ Not a Valid Entry](#)

Check Instructions:

Type: Hard

Skip Instructions: Go back to C

COMBCODE

Field

BTABLEA.BROW.COMBCODE

Description: What expense was combined with the expense?

Form Pane Label: Combined Codes

SAS Name:

Tag Name: VOPCMB

Inherited Universe:

Universe: C = C

Universe Description: This is a combined code expense

Help Screen: H_S11A

Question Text: 32 ? [F1]

What expense was combined with the ^Vopcmb expense?

• Enter all that apply, separate with commas.

<u>Description</u>	<u>Month</u>	<u>Amount</u>
(VOPDESC)	(VOPMOA)	(VOPEXPX)

Fills: Vopcmb

Instructions: If ITEM = 1, fill "oil changes, lubrication, or oil filters"

If ITEM = 2, fill "motor tune-ups"

If ITEM = 3, fill "battery purchases or installation"

If ITEM = 4, fill "tire repair"

If ITEM = 5, fill "tire purchases or mounting"

If ITEM = 6, fill "front end alignment, wheel balancing or wheel rotation"

If ITEM = 7, fill "shock absorber replacement"

If ITEM = 8, fill "body work or painting"

If ITEM = 9, fill "other vehicle or engine repairs"

If ITEM = 10, fill "vehicle accessories or customizing"

If ITEM = 11, fill "vehicle services, parts, or equipment"

If ITEM = 12, fill "vehicle cleaning services including car washes"

Type: Set

Max Number of Values: 13

Length: 2

Answer List: TVOPCMB

Value:	Mnemonic:	Description:
1	Oilchg	Oil change, lubrication, or oil filter
2	MotorTune	Motor tune-up
3	BatPurch	Battery purchases or installation
4	TireRep	Repairs to tires, including patches and plugs
5	TirePurch	Tire Purchases or mounting
6	FrontEnd	Front end alignment, wheel balancing, or wheel rotation
7	ShockAbs	Shock absorber replacement
8	BodyWk	Body work or painting
9	AnyOth	Any other vehicle or engine repairs
10	Acces	Vehicle accessories or customizing
11	OthServ	Other vehicle services, parts, or equipment
12	VehClean	Vehicle cleaning services including car washes
77	MiscComb	Misc combined (unable to specify/DK)

- Don't Know
- Refuse
- Empty

- On Input
- On Output

Store Instructions: For each item selected in COMBCODE, store the appropriate item code in VPSRVY01-VPSRVY13.
(The first entry in COMBCODE should be recoded and stored in VPSRVY01, the 2nd entry in VPSRVY02, etc.)

- If COMBCODE = 1, store 100
- If COMBCODE = 2, store 110
- If COMBCODE = 3, store 130
- If COMBCODE = 4, store 150
- If COMBCODE = 5, store 140
- If COMBCODE = 6, store 160
- If COMBCODE = 7, store 330
- If COMBCODE = 8, store 320
- If COMBCODE = 9, store 380
- If COMBCODE = 10, store 360
- If COMBCODE = 11, store 370
- If COMBCODE = 12, store 367
- If COMBCODE = 77, store 500

Array:

Skip Instructions: Goto VOPREIMB

Instrument SAS Name: VOPCMB

Destination Data Set: EVEQ

Field

VOPREIMB
BTABLEA.BROW.VOPREIMB

Description: Has(will) any of this expense been (be) reimbursed?

Form Pane Label: Reimb?

SAS Name: VOPREIMB

Tag Name: VOPREIMB

Inherited Universe:

Universe: ITEM <> 99 and <> 888 and <> EMPTY

Universe Description: ALL, except ITEM = 99 or 888 and
((C = EMPTY) OR (COMBCODE = ENTRY))

Question Text: Has any of this expense been, or will any of it be, reimbursed?

<u>Description</u>	<u>Month</u>	<u>Amount</u>
(VOPDESC)	(VOPMOA)	(VOPEXPX)

Type: Enumerated

Length: 1

Answer List: TYesNo

Value:	Mnemonic:	Description:
1	Yes	Yes
2	No	No

- Don't Know
- Refuse
- Empty

- On Input
- On Output

Array:

Skip Instructions: 1: Goto VOPRMBXA

2,DK,RF: IF [(VEQ_ITEM = 1, 2, 4, 6, 7, 8 or 9) and
(RT10.POPGRP = 15 or 16)] OR
[(VEQ_ITEM = 3, 5, 10 or 11) and

(RT10.POPGRP = 9, 09 or 10)] then goto VEQSTORE
ELSE goto MORE

Instrument SAS Name: VOPREIMB

Destination Data Set: EVEQ

Field

VOPRMBXA
BTABLEA.BROW.VOPRMBXA

Description: How much was (will be) reimbursed?

Form Pane Label: \$Reimb.

SAS Name: VOPRMBXA

Tag Name: VOPRMBXA

Inherited Universe:

Universe: VOPREIMB = 1

Universe Description: Yes, some of the expense has been/will be reimbursed

Question Text: How much?

<u>Description</u>	<u>Month</u>	<u>Amount</u>
(VOPDESC)	(VOPMOA)	(VOPEXPX)

Type: Integer

Length: 6

Min: 1

Max: 99999

Don't Know

Refuse

Empty

On Input

On Output

Store Instructions: IF Entry = 1-5000, DK or RF then store EMPTY in VOPR_BXA

Array:

Special Instructions: Display a \$ and comma in the entry field.

Skip Instructions: IF VOPRMBXA gt 5000 and (not equal DK or RF) then
goto ERR1_VOPRMBXA

ELSEIF (VOPRMBXA gt AMOUNT) then goto CK_VOPRMBXA

ELSEIF ((VEQ_ITEM = 1, 2, 4, 6, 7, 8 or 9) and
[RT10.POPGRP = 15 or 16]) OR

((VEQ_ITEM = 3, 5, 10 or 11) and
[RT10.POPGRP = 9, 09 or 10]) then goto VEQSTORE

ELSE goto MORE

Instrument SAS Name: VOPRMBXA

Destination Data Set: EVEQ

Check

ERR1_VOPRMBXA
BTABLEA.BROW.ERR1_VOPRMBXA

Description: Out of Range Check

Inherited Universe:

Universe: (VOPRMBXA gt 5000) AND VOPRMBXA <> DK AND VOPRMBXA <> RF

Universe Description: Reimbursement amount is greater the \$5,000

Text: * THE VALUE ENTERED IS UNUSUALLY HIGH

PLEASE VERIFY AND IF CORRECT, ENTER ITEM LEVEL NOTE

Check Instructions: IF suppressed then set VOPR_BXA = A1

Type: Soft

Skip Instructions: Suppress: IF ((VEQ_ITEM = 1, 2, 4, 6, 7, 8 or 9) and
[RT10.POPGRP = 15 or 16]) OR
((VEQ_ITEM = 3, 5, 10 or 11) and
[RT10.POPGRP = 9, 09 or 10]) then
goto VEQSTORE
ELSE goto MORE

All others, go back to VOPRMBXA

CK_VOPRMBXA

Check

BTABLEA.BROW.CK_VOPRMBXA

Description: Reimbursement amount exceeds total cost

Inherited Universe:

Universe: (VOPRMBXA gt AMOUNT) AND (VOPRMBXA <> DK and VOPRMBXA <> RF)
AND (AMOUNT <> DK and AMOUNT <> RF)

Universe Description: Reimbursement amount is greater than total expense

Text: * [Reimbursement amount exceeds total cost.](#)

[Please verify](#)

Check Instructions: Questions Involved should list VOPRMBXA and AMOUNT, with VOPRMBXA listed first.

Type: Soft

Skip Instructions: Suppress: IF ((VEQ_ITEM = 1, 2, 4, 6, 7, 8 or 9) and
[RT10.POPGRP = 15 or 16]) OR
((VEQ_ITEM = 3, 5, 10 or 11) and
[RT10.POPGRP = 9, 09 or 10]) then
goto VEQSTORE
ELSE goto MORE

All others, go back to VOPRMBXA

Field

VEQSTORE
BTABLEA.BROW.VEQSTORE

Description: Where Purchased

Form Pane Label: Store

SAS Name: VEQSTORE

Tag Name: VEQSTORE

Inherited Universe:

Universe: ((VEQ_ITEM = 1, 2, 4, 6, 7, 8 or 9) and
RT10.POPGRP = 15 or 16) OR
((VEQ_ITEM = 3, 5, 10 or 11) and
[RT10.POPGRP = 9, 09 or 10])

Universe Description:

Question Text: What is the name of the business where you had this expense?

[Enter store, website, or company name](#)

Type: String

Length: 45

Don't Know

Refuse

Empty

On Input

On Output

Array:

Special Instructions: IF UPPERCASE ENTRY contains ".COM" then set VEQPURCH = 1 and "keep" and "show"

Skip Instructions: IF uppercase entry = "GROUPON" or "GROUPON.COM" then
goto ERR_GROUPON

ELSEIF UPPERCASE ENTRY contains ".COM" then goto MORE

ELSEIF ENTRY = DK or RF then goto MORE

ELSE goto VEQPURCH

Instrument SAS Name: VEQSTORE

Destination Data Set: EVEQ

Check

ERR_GROUPON
BTABLEA.BROW.ERR_GROUPON

Description: Groupon Check

Inherited Universe:

Universe: Uppercase entry in VEQSTORE = "GROUPON" or "GROUPON.COM"

Universe Description:

Text: ENTER THE STORE OR COMPANY THAT THE GROUPON IS FOR.

DO NOT ENTER "GROUPON"

Check Instructions:

Type: Soft

Skip Instructions: Suppress: IF UPPERCASE entry in VEQSTORE contains ".COM"
then goto MORE
ELSE goto VEQPURCH

All others, go back to VEQSTORE

VEQPURCH

Field

BTABLEA.BROW.VEQPURCH

Description: Purchased online or in person

Form Pane Label: Online

SAS Name: VEQPURCH

Tag Name: VEQPURCH

Inherited Universe:

Universe: VEQSTORE = RESPONSE AND
(UPPERCASE entry in VEQSTORE does NOT contain ".COM")

Universe Description:

Question Text: Was this paid for -

Type: Enumerated

Length: 1

Answer List: Tonline

Value:	Mnemonic:	Description:
1	Online	Online?
2	InPerson	In person?
3	MailTel	By mail or telephone order?
4	Other	Other

- Don't Know
- Refuse
- Empty

- On Input
- On Output

Array:

Special Instructions: Answer list descriptions for options 1-3 should be bold black

Skip Instructions: 1,3,4,DK,RF: Goto MORE

2: Goto VEQLOC

Instrument SAS Name: VEQPURCH

Destination Data Set: EVEQ

VEQLOC

Field

BTABLEA.BROW.VEQLOC

Description: Purchase location - City

Form Pane Label: Location - City

SAS Name: VEQLOC

Tag Name: VEQLOC

Inherited Universe:

Universe: VEHPURCH = 2

Universe Description:

Question Text: In what city is ^VEQSTORE_Fill located?

Fills: VEQSTORE_Fill

Instructions: Fill entry in VEQSTORE

Type: String

Length: 45

- Don't Know
- Refuse
- Empty

- On Input
- On Output

Array:

Skip Instructions: Goto VEQLOCST

Instrument SAS Name: VEQLOC

Destination Data Set: EVEQ

Field

VEQLOCST
BTABLEA.BROW.VEQLOCST

Description: Purchase location - State

Form Pane Label: State

SAS Name: VEQLOCST

Tag Name: VEQLOCST

Inherited Universe:

Universe: VEHPURCH = 2

Universe Description:

Help Screen: H_DESTCODE

Question Text: ? [F1]

In what state is ^VEQSTORE_Fill located?

Enter the two character state abbreviation

Fills: VEQSTORE_Fill

Instructions: Fill entry in VEQSTORE

Type: String

Length: 2

Don't Know
 Refuse
 Empty

On Input
 On Output

Array:

Special Instructions: Use answer type TState - STRING[2], display width 4

Skip Instructions: IF entry is not a valid state abbreviation then
goto CK_VEQLOCST

ELSE goto MORE

Instrument SAS Name: VEQLOCST

Destination Data Set: EVEQ

Check

CK_VEQLOCST
BTABLEA.BROW.CK_VEQLOCST

Description: Not a valid state abbreviation

Inherited Universe:

Universe: (Entry in VEQLOCST is not a valid state abbreviation) AND VEQLOCST <> DK AND VEQLOCST <> RF

Universe Description: State abbreviation entered is not valid

Text: * [Not a valid state abbreviation](#)

Check Instructions:

Type: Hard

Skip Instructions: Go back to VEQLOCST

MORE

Field

BTABLEA.BROW.MORE

Description: Any other expense for ITEM

Form Pane Label: Any more

SAS Name:

Tag Name: MOREVEOP

Inherited Universe:

Universe: ITEM <> 99 and <> 888 and <> EMPTY

Universe Description: ALL, except ITEM = 99 or 888 and
((VOPRMBXA = 1-99999, DK or RF) OR (VOPREIMB = 2, DK or RF))

Question Text: Did you have any other expenses for ^Vopcmb?

<u>Description</u>	<u>Month</u>	<u>Amount</u>
(VOPDESC)	(VOPMOA)	(VOPEXPX)

Fills: Vopcmb

Instructions: If ITEM = 1, fill "oil changes, lubrication, or oil filters"
If ITEM = 2, fill "motor tune-ups"
If ITEM = 3, fill "battery purchases or installation"
If ITEM = 4, fill "tire repair"
If ITEM = 5, fill "tire purchases or mounting"
If ITEM = 6, fill "front end alignment, wheel balancing or wheel rotation"
If ITEM = 7, fill "shock absorber replacement"
If ITEM = 8, fill "body work or painting"
If ITEM = 9, fill "other vehicle or engine repairs"
If ITEM = 10, fill "vehicle accessories or customizing"
If ITEM = 11, fill "vehicle services, parts, or equipment"
If ITEM = 12, fill "vehicle cleaning services including car washes"

Type: Enumerated

Length: 1

Answer List: TYesNo

Value:	Mnemonic:	Description:
1	Yes	Yes
2	No	No

- Don't Know
- Refuse
- Empty

- On Input
- On Output

Store Instructions: 1. Set VEQ_ORIG and VEQ_STAT
IF MORE = 1, 2, DK or RF then
IF ERR_DUP is invoked and ITEM is 888 then set VEQ_ORIG = 3
ELSE set VEQ_ORIG = 1

IF MONTH = the current interview month then
set VEQ_STAT = 2
ELSE set VEQ_STAT = 1

2. IF MORE = 1, 2, DK or RF then Set Item2Shadow = ITEM

Array:

Special Instructions: IF entry of 1 and row number ne 26, prefill the next rows ITEM and DESCRIPTION with the same information as the current record.

Skip Instructions: 1: IF ROW number = 26 then goto ERR_MAX
ELSE goto ITEM, next row of the table

2,DK,RF: IF Row number = 26 then goto S11A_END
ELSE goto ITEM, next row of the table

Instrument SAS Name: MOREVEOP

Destination Data Set: EVEQ

ERR_MAX

Check

BTABLEA.BROW.ERR_MAX

Description: Max number of Rows Reached

Inherited Universe:

Universe: MORE = 1 AND (ROW number = 26)

Universe Description: Yes there are more expenses, but there are no more empty rows in the grid

Text: ♦ [No more rows can be added.](#)

Check Instructions:

Type: Hard

Skip Instructions: Go back to MORE

Field

S11A_END
BTABLEA.BROW.S11A_END

Description:

Form Pane Label:

SAS Name:

Tag Name:

Inherited Universe:

Universe: ITEM = 99 OR (the table is full)

Universe Description: No more expenses or all the rows in the table have been used

Question Text:

Type: Classification

Length: 0

- Don't Know
- Refuse
- Empty

- On Input
- On Output

Store Instructions: IF ITEM = 99 OR (the table is full) then
Set S11A_END = 1

Array:

Skip Instructions: IF INTNMBR = 1 or NEWCU = 1 then exit block and
goto BTABLEB.Brow.ITEM

ELSE exit block and goto INTROB

VOPSERVY

Field

BTABLEA.BROW.VOPSERVY

Description: Item code

Form Pane Label:

SAS Name: VOPSERVY

Tag Name:

Inherited Universe:

Universe:

Universe Description:

Question Text:

Type: String

Length: 3

- Don't Know
- Refuse
- Empty

- On Input
- On Output

Array:

Special Instructions: Note: see ITEM for how to set this field

Valid values: 100,110,130,140,150,160,
320,330,360,367,370, 380

Instrument SAS Name: VOPSERVY

Destination Data Set: EVEQ

Field

VPSRVY01
BTABLEA.BROW.VPSRVY01

Description: Combined expense-code

Form Pane Label:

SAS Name: VPSRVY1

Tag Name:

Inherited Universe:

Universe:

Universe Description:

Question Text:

Type: String

Length: 3

- Don't Know
- Refuse
- Empty

- On Input
- On Output

Array:

Special Instructions: Note: see COMBCODE for how to set this field

Valid values: 100,110,130,140,150,160,
320,330,360,367,370,380
500

Instrument SAS Name: VPSRVY01

Destination Data Set: EVEQ

VPSRVY02

Field

BTABLEA.BROW.VPSRVY02

Description: See VPSRVY01

Form Pane Label:

SAS Name: VPSRVY2

Tag Name:

Inherited Universe:

Universe:

Universe Description:

Question Text:

Type: String

Length: 3

- Don't Know
- Refuse
- Empty

- On Input
- On Output

Array:

Special Instructions: Valid values: 100,110,130,140,150,160,
320,330,360,367,370,380
500

Instrument SAS Name: VPSRVY02

Destination Data Set: EVEQ

Field

VPSRVY03
BTABLEA.BROW.VPSRVY03

Description: See VPSRVY01

Form Pane Label:

SAS Name: VPSRVY3

Tag Name:

Inherited Universe:

Universe:

Universe Description:

Question Text:

Type: String

Length: 3

- Don't Know
- Refuse
- Empty

- On Input
- On Output

Array:

Special Instructions: Valid values: 100,110,130,140,150,160,
320,330,360,367,370,380
500

Instrument SAS Name: VPSRVY03

Destination Data Set: EVEQ

VPSRVY04

Field

BTABLEA.BROW.VPSRVY04

Description: See VPSRVY01

Form Pane Label:

SAS Name: VPSRVY4

Tag Name:

Inherited Universe:

Universe:

Universe Description:

Question Text:

Type: String

Length: 3

- Don't Know
- Refuse
- Empty

- On Input
- On Output

Array:

Special Instructions: Valid values: 100,110,130,140,150,160,
320,330,360,367,370,380
500

Instrument SAS Name: VPSRVY04

Destination Data Set: EVEQ

Field

VPSRVY05
BTABLEA.BROW.VPSRVY05

Description: See VPSRVY01

Form Pane Label:

SAS Name: VPSRVY5

Tag Name:

Inherited Universe:

Universe:

Universe Description:

Question Text:

Type: String

Length: 3

- Don't Know
- Refuse
- Empty

- On Input
- On Output

Array:

Special Instructions: Valid values: 100,110,130,140,150,160,
320,330,360,367,370,380
500

Instrument SAS Name: VPSRVY05

Destination Data Set: EVEQ

VPSRVY06

Field

BTABLEA.BROW.VPSRVY06

Description: See VPSRVY01

Form Pane Label:

SAS Name: VPSRVY6

Tag Name:

Inherited Universe:

Universe:

Universe Description:

Question Text:

Type: String

Length: 3

- Don't Know
- Refuse
- Empty

- On Input
- On Output

Array:

Special Instructions: Valid values: 100,110,130,140,150,160,
320,330,360,367,370,380
500

Instrument SAS Name: VPSRVY06

Destination Data Set: EVEQ

Field

VPSRVY07
BTABLEA.BROW.VPSRVY07

Description: See VPSRVY01

Form Pane Label:

SAS Name: VPSRVY7

Tag Name:

Inherited Universe:

Universe:

Universe Description:

Question Text:

Type: String

Length: 3

- Don't Know
- Refuse
- Empty

- On Input
- On Output

Array:

Special Instructions: Valid values: 100,110,130,140,150,160,
320,330,360,367,370,380
500

Instrument SAS Name: VPSRVY07

Destination Data Set: EVEQ

VPSRVY08

Field

BTABLEA.BROW.VPSRVY08

Description: See VPSRVY01

Form Pane Label:

SAS Name: VPSRVY8

Tag Name:

Inherited Universe:

Universe:

Universe Description:

Question Text:

Type: String

Length: 3

- Don't Know
- Refuse
- Empty

- On Input
- On Output

Array:

Special Instructions: Valid values: 100,110,130,140,150,160,
320,330,360,367,370,380
500

Instrument SAS Name: VPSRVY08

Destination Data Set: EVEQ

Field

VPSRVY09
BTABLEA.BROW.VPSRVY09

Description: See VPSRVY01

Form Pane Label:

SAS Name: VPSRVY9

Tag Name:

Inherited Universe:

Universe:

Universe Description:

Question Text:

Type: String

Length: 3

- Don't Know
- Refuse
- Empty

- On Input
- On Output

Array:

Special Instructions: Valid values: 100,110,130,140,150,160,
320,330,360,367,370,380
500

Instrument SAS Name: VPSRVY09

Destination Data Set: EVEQ

VPSRVY10

Field

BTABLEA.BROW.VPSRVY10

Description: See VPSRVY01

Form Pane Label:

SAS Name:

Tag Name:

Inherited Universe:

Universe:

Universe Description:

Question Text:

Type: String

Length: 3

- Don't Know
- Refuse
- Empty

- On Input
- On Output

Array:

Special Instructions: Valid values: 100,110,130,140,150,160,
320,330,360,367,370,380
500

Instrument SAS Name: VPSRVY10

Destination Data Set: EVEQ

Field

VPSRVY11
BTABLEA.BROW.VPSRVY11

Description: See VPSRVY01

Form Pane Label:

SAS Name:

Tag Name:

Inherited Universe:

Universe:

Universe Description:

Question Text:

Type: String

Length: 3

- Don't Know
- Refuse
- Empty

- On Input
- On Output

Array:

Special Instructions: Valid values: 100,110,130,140,150,160,
320,330,360,367,370,380
500

Instrument SAS Name: VPSRVY11

Destination Data Set: EVEQ

VPSRVY12

Field

BTABLEA.BROW.VPSRVY12

Description: See VPSRVY01

Form Pane Label:

SAS Name:

Tag Name:

Inherited Universe:

Universe:

Universe Description:

Question Text:

Type: String

Length: 3

- Don't Know
- Refuse
- Empty

- On Input
- On Output

Array:

Special Instructions: Valid values: 100,110,130,140,150,160,
320,330,360,367,370,380
500

Instrument SAS Name: VPSRVY12

Destination Data Set: EVEQ

Field

VPSRVY13
BTABLEA.BROW.VPSRVY13

Description: See VPSRVY01

Form Pane Label:

SAS Name:

Tag Name:

Inherited Universe:

Universe:

Universe Description:

Question Text:

Type: String

Length: 3

- Don't Know
- Refuse
- Empty

- On Input
- On Output

Array:

Special Instructions: Valid values: 100,110,130,140,150,160,
320,330,360,367,370,380
500

Instrument SAS Name: VPSRVY13

Destination Data Set: EVEQ

VOEXPX_

Field

BTABLEA.BROW.VOEXPX_

Description: Range edit flag for VOEXPX**Form Pane Label:****SAS Name:** VOEXPX_**Tag Name:****Inherited Universe:****Universe:****Universe Description:****Question Text:****Type:** String**Length:** 2

- Don't Know
- Refuse
- Empty

- On Input
- On Output

Array: **Special Instructions:** NOTE: See ERR1_VOEXPX and VOEXPX for how to set this field

Valid Values: A1 = Range edit failed
(ERR1 check was suppressed)
Blank = Range edit passed

Instrument SAS Name: VOEXPX_**Destination Data Set:** EVEQ

Field

VOPR_BXA
BTABLEA.BROW.VOPR_BXA

Description: Range edit flag for VOPRMBXA

Form Pane Label:

SAS Name: VOPR_BXA

Tag Name:

Inherited Universe:

Universe:

Universe Description:

Question Text:

Type: String

Length: 2

Don't Know

Refuse

Empty

On Input

On Output

Array:

Special Instructions: NOTE: See ERR1_VOPRMBXA and VOPRMBXA for how to set this field

Valid Values: A1 = Range edit failed
(ERR1 check was suppressed)

Blank = Range edit passed

Instrument SAS Name: VOPR_BXA

Destination Data Set: EVEQ

VEQ_STAT

Field

BTABLEA.BROW.VEQ_STAT

Description: Record status

Form Pane Label:

SAS Name: REC_STAT

Tag Name:

Inherited Universe:

Universe:

Universe Description:

Question Text:

Type: String

Length: 1

- Don't Know
- Refuse
- Empty

- On Input
- On Output

Array:

Special Instructions: NOTE: see MORE for how to set this field

Valid values: 1 = Active Record
2 = Current month Record
3 = Inactive Record

Instrument SAS Name: VEQ_STAT

Destination Data Set: EVEQ

Field

VEQ_ORIG
BTABLEA.BROW.VEQ_ORIG

Description: Record origin

Form Pane Label:

SAS Name: REC_ORIG

Tag Name:

Inherited Universe:

Universe:

Universe Description:

Question Text:

Type: String

Length: 1

Don't Know

Refuse

Empty

On Input

On Output

Array:

Special Instructions: NOTE: See MORE for how to set this field

Valid values: 1 = Data from current month interview

2 = Data reported in previous quarter

3 = Duplicate record

Instrument SAS Name: VEQ_ORIG

Destination Data Set: EVEQ

LP11A_Flag

LP11A_Flag

Field

Description: Section 11A Extended Recall Flag

Form Pane Label:

SAS Name:

Tag Name:

Inherited Universe:

Universe: S11A_END = 1

Universe Description:

Question Text:

Type: Enumerated

Length: 1

Answer List: TYesNo

Value:	Mnemonic:	Description:
1	Yes	Yes
2	No	No

- Don't Know
- Refuse
- Empty

- On Input
- On Output

Store Instructions: FOR I: = 1-12
 LP11A_Flag[I] = 2
 ENDDO

```
FOR I:= 1 TO 26 DO
  IF BSect11.BtableA.Brow[I].Item = 1 THEN
    LP11A_Flag[1] := 1
  ELSEIF BSect11.BtableA.Brow[I].Item = 2 THEN
    LP11A_Flag[2] := 1
  ELSEIF BSect11.BtableA.Brow[I].Item = 3 THEN
    LP11A_Flag[3] := 1
  ELSEIF BSect11.BtableA.Brow[I].Item = 4 THEN
    LP11A_Flag[4] := 1
```

```
ELSEIF BSect11.BtableA.Brow[1].Item = 5 THEN
  LP11A_Flag[5] := 1
ELSEIF BSect11.BtableA.Brow[1].Item = 6 THEN
  LP11A_Flag[6] := 1
ELSEIF BSect11.BtableA.Brow[1].Item = 7 THEN
  LP11A_Flag[7] := 1
ELSEIF BSect11.BtableA.Brow[1].Item = 8 THEN
  LP11A_Flag[8] := 1
ELSEIF BSect11.BtableA.Brow[1].Item = 9 THEN
  LP11A_Flag[9] := 1
ELSEIF BSect11.BtableA.Brow[1].Item = 10 THEN
  LP11A_Flag[10] := 1
ELSEIF BSect11.BtableA.Brow[1].Item = 11 THEN
  LP11A_Flag[11] := 1
END
END DO
```

Array:

Number of Elements: 12

Instrument SAS Name: LP11A_Flag

INTROB

Field

INTROB

Description: Introduction for returning cases

Form Pane Label: Introduction

SAS Name:

Tag Name: S11B_INTRO

Inherited Universe:

Universe: INTNMBR = 2-4 AND NEWCU <> 1

Universe Description: This is not a first interview

Question Text: ♦ Drivers licenses, vehicle inspection, vehicle registration, and personal property taxes for vehicles collected in the previous interview:

<u>Description</u>	<u>Month</u>	<u>Amount</u>
(VREGDESC)	(VOPMO_C)	(VOPREGX)

Type: Enumerated

Length: 1

Answer List: TContinue

Value:	Mnemonic:	Description:
1	Continue	Enter 1 to Continue

- Don't Know
- Refuse
- Empty

- On Input
- On Output

Array:

Skip Instructions: Goto BTABLEB.BROW.ITEM

Instrument SAS Name: S11B_INTRO

Destination Data Set: EVLR

Block

BTABLEB
BTABLEB

Description: Licensing, registration and inspection of vehicle

Tab Name:

Fly Over Name:

Universe Type: If

Inherited Universe:

Universe: BSect11.INTROB = 1 OR INTNMBR = 1 OR NEWCU = 1 OR
S11A_END = Yes

Universe Description:

Array:

- Block Instructions:**
1. Max number of gridlines: 11
 2. Section label: Section 11, Part B- Licensing, registration and inspection of vehicle
 3. This section is a laundry list. Follow the laundry list standards. (See the attachment on the field Laundry_List_Standards.)
 4. Pre-chart
 - o Follow pre-chart standards. (See attachment on the field Prechart_Standards.)
 - o See the attachment on the variable Input_Setup_Specifications for specific prechart information

BROW
BTABLEB.BROW

Block

Description:

Tab Name:
Fly Over Name:
Universe Type: If

Inherited Universe:

Universe: (ITEM(previous row) <> 99) AND (ROW # < 12)

Universe Description: All

Array:

Block Instructions:

Field

ITEM
BTABLEB.BROW.ITEM

Description: Vehicle related expenses

Form Pane Label: Item

SAS Name:

Tag Name: VLR_ITEM

Inherited Universe:

Universe:

Universe Description: All

Help Screen: H_VLR

Question Text:  33 ? [F1]

Since the first of ^REF_MONTH, have ^YOU_ANYMEM had any expenses for -

[* Read each item on list](#)

Fills: REF_MONTH

Instructions: Set REF_MONTH = 3 months before the interview.

Calculated by taking the INTPER from record type 10 to come up with the base month to start from.

Fills: YOU_ANYMEM

Instructions: IF NUMHOUSE = 1 then fill "you"

ELSE fill "you or any members of your household"

Type: Enumerated

Length: 3

Answer List: TSec11bltems

Value:	Mnemonic:	Description:
1	Drvr_lic	Driver's licenses?
2	Veh_insp	Vehicle inspection?
3	St_reg	State vehicle registration?
4	Loc_reg	Local vehicle registration?
5	Prop_tax	Personal property taxes for vehicles?

99	NoMore99	None/No more entries
888	DeleteLine	Delete line

- Don't Know
- Refuse
- Empty

- On Input
- On Output

Store Instructions: Set VOPREGY

IF ITEM = 1 then store 400 in VOPREGY
IF ITEM = 2 then store 410 in VOPREGY
IF ITEM = 3 then store 415 in VOPREGY
IF ITEM = 4 then store 425 in VOPREGY
IF ITEM = 5 then store 405 in VOPREGY

Array:

Special Instructions: 1. Answer list options should be in bold black except 99 and 888, they should be in regular black.
(Once an answer list option is selected, the answer list description color should be changed to regular blue.)

2. Prefill the PREFILL and DESCRIPTION field with answer list option description.
If ITEM = 1 then prefill "Driver's license"
If ITEM = 2 then prefill "Vehicle Inspect"
If ITEM = 3 then prefill "State Veh Registration"
If ITEM = 4 then prefill "Local Veh Registration"
If ITEM = 5 then prefill "Veh personal property tax"

3. IF ITEM = 888 then "SHOW" the fields in the row

Skip Instructions: 1-5: IF ITEM <> Item2Shadow then goto CK_ITEM
ELSE goto DESCRIPTION

99: Goto S11B_END

888: IF no more rows then goto S11B_END
ELSE goto ITEM - next row of the table

Instrument SAS Name: VLR_ITEM

Destination Data Set: EVLR

Check

CK_ITEM
BTABLEB.BROW.CK_ITEM

Description: After a row is completed, the user has backed up and changed the item number to another valid item number

Inherited Universe:

Universe: ITEM was changed to another valid item number

Universe Description: After a row is completed, the user has backed up and changed the item number to another valid item number

Text: ♦ [Press "S" to change this item code and enter new data](#)

[Press ENTER to re-enter the original item code: ^OldItem](#)

Check Instructions: IF SUPPRESSED then set all fields in this block to EMPTY

Type: Soft

Skip Instructions: Go back to ITEM

Fills: OldItem

Instructions: **Fill the previous entry in ITEM for this row.**

PreFill

Field

BTABLEB.BROW.Prefill

Description: Description - SHOW ONLY Field

Form Pane Label: Description

SAS Name:

Tag Name:

Inherited Universe:

Universe:

Universe Description:

Question Text: ** SHOW ONLY **

Type: String

Length: 30

- Don't Know
- Refuse
- Empty

- On Input
- On Output

Store Instructions: Set Up Prefill with ITEM's answer list description.

Array:

Destination Data Set: EVLR

Field

DESCRIPTION
BTABLEB.BROW.DESCRPTION

Description: Description of vehicle related expense

Form Pane Label: who/vehicle

SAS Name: VREGDESC

Tag Name: VREGDESC

Inherited Universe:

Universe: ITEM <> 99 and <> 888 and <> EMPTY

Universe Description: ITEM = 1-5

Question Text: What was the expense for?

<u>Description</u>	<u>Month</u>	<u>Amount</u>
(VREGDESC)	(VOPMO_C)	(VOPREGX)

Type: String

Length: 30

- Don't Know
- Refuse
- Empty

- On Input
- On Output

Array:

Skip Instructions: Goto MONTH

Instrument SAS Name: VREGDESC

Destination Data Set: EVLR

MONTH

Field

BTABLEB.BROW.MONTH

Description: In what month did you have this expense?

Form Pane Label: Month

SAS Name: VOPMO_C

Tag Name: VOPMO_C

Inherited Universe:

Universe: ITEM <> 99 and <> 888 and <> EMPTY

Universe Description: All, except ITEM = 99 or 888 and DESCRIPTION has been answered

Question Text: In what month did you have this expense?

<u>Description</u>	<u>Month</u>	<u>Amount</u>
(VREGDESC)	(VOPMO_C)	(VOPREGX)

Type: Enumerated

Length: 2

Answer List: TMONTH

Value:	Mnemonic:	Description:
1	Jan	January
2	Feb	February
3	Mar	March
4	Apr	April
5	May	May
6	Jun	June
7	Jul	July
8	Aug	August
9	Sep	September
10	Oct	October
11	Nov	November
12	Dec	December

Don't Know

Refuse

Empty

On Input
 On Output

Array:

Skip Instructions: REF_MONTH - CUR_MONTH: IF MONTH not within reference period
then goto ERR3_MONTH
ELSE goto AMOUNT

DK,RF: Goto AMOUNT

Instrument SAS Name: VOPMO_C

Destination Data Set: EVLR

ERR3_MONTH

Check

BTABLEB.BROW.ERR3_MONTH

Description: Month is not within Reference Period

Inherited Universe:

Universe: MONTH not within reference period and\
(MONTH ne DK and ne RF)

Universe Description: The month they had the expense is outside the reference period

Text: Input invalid. Value not in range

Check Instructions: NOTE: This is a Blaise manipula generated error

Type: Hard

Skip Instructions: Go back to MONTH

Field

AMOUNT
BTABLEB.BROW.AMOUNT

Description: What was the total amount of the expense?

Form Pane Label: \$ Amount

SAS Name: VOPREGX

Tag Name: VOPREGX

Inherited Universe:

Universe: ITEM <> 99 and <> 888 and <> EMPTY

Universe Description: All, except ITEM = 99 or 888 and (MONTH = 1-12, DK or RF)

Question Text: What was the total amount of the expense?

<u>Description</u>	<u>Month</u>	<u>Amount</u>
(VREGDESC)	(VOPMO_C)	(VOPREGX)

Type: Integer

Length: 5

Min: 1

Max: 9999

Don't Know

Refuse

Empty

On Input

On Output

Store Instructions: IF (ITEM = 1 and AMOUNT = 5-86) OR
(ITEM = 2 and AMOUNT = 5-120) OR
(ITEM = 3 and AMOUNT = 10-423) OR
(ITEM = 4 and AMOUNT = 8-442) OR
(ITEM = 5 and AMOUNT = 18-3213) OR (AMOUNT = DK or RF)
then store EMPTY in VOPREGX_

Array:

Special Instructions: Display \$ and comma in the entry field

Skip Instructions: 1-9999: IF (ITEM = 1 and AMOUNT lt 5 or gt 86) OR
(ITEM = 2 and AMOUNT lt 5 or gt 120) OR

```
(ITEM = 3 and AMOUNT lt 10 or gt 423) OR  
(ITEM = 4 and AMOUNT lt 8 or gt 442) OR  
(ITEM = 5 and AMOUNT lt 18 or gt 3213) then  
  goto ERR1_AMOUNT  
ELSEIF ITEM and the entry in AMOUNT for the record  
  are equal to any records data on the  
  prechart/input) then goto ERR_DUP  
ELSE goto C
```

DK,RF: Goto C

Instrument SAS Name: VOPREGX

Destination Data Set: EVLR

Check

ERR1_AMOUNT
BTABLEB.BROW.ERR1_AMOUNT

Description: Out of Range Check

Inherited Universe:

Universe: [(ITEM = 1 and AMOUNT lt 5 or gt 86) or
[(ITEM = 2 and AMOUNT lt 5 or gt 120) or
(ITEM = 3 and AMOUNT lt 10 or gt 423) or
(ITEM = 4 and AMOUNT lt 8 or gt 442) or
(ITEM = 5 and AMOUNT lt 18 or gt 3213)] AND
AMOUNT <> DK and AMOUNT <> RF

Universe Description:

Text: * THE VALUE ENTERED IS UNUSUALLY HIGH OR LOW

PLEASE VERIFY AND IF CORRECT, ENTER ITEM LEVEL NOTE

Check Instructions: IF suppressed then set VOPREGX_ = A1

Type: Soft

Skip Instructions: Suppress: Goto C

All others, go back to AMOUNT

ERR_DUP

Check

BTABLEB.BROW.ERR_DUP

Description: Check for possible duplicate reporting

Inherited Universe:

Universe: ITEM and the entry for AMOUNT for the record are equal to any records data on the prechart/input

Universe Description: This records itemcode and amount is the same as one of the records on the pre-chart

Text: * [This item appears to be the same as one reported last interview](#)

[Please verify to avoid duplicate reporting](#)
[If this is a duplicate item, enter 888 to delete line](#)

Check Instructions:

Type: Soft

Skip Instructions: Suppress: Goto C

All others, go back to AMOUNT

Field

C
BTABLEB.BROW.C

Description:

Form Pane Label: C

SAS Name:

Tag Name: S11BCMB_C

Inherited Universe:

Universe: ITEM <> 99 and <> 888 and <> EMPTY

Universe Description: All, except ITEM = 99 or 888 and (AMOUNT = 1-9999, DK or RF)

Question Text: ♦ Enter 'C' for combined expense

Type: String

Length: 1

- Don't Know
- Refuse
- Empty

- On Input
- On Output

Array:

Skip Instructions: C: Goto COMBCODE

EMPTY: Goto MORE

IF anything other than a 'C' or blank is entered then
goto CK_C

Instrument SAS Name: S11BCMB_C

Destination Data Set: EVLR

CK_C
BTABLEB.BROW.CK_C

Check

Description: C field can only contain a 'C' or EMPTY

Inherited Universe:

Universe: C = anything other than a 'C' or a blank

Universe Description:

Text: [✦ Not a Valid Entry](#)

Check Instructions:

Type: Hard

Skip Instructions: Go back to C

Field

COMBCODE
BTABLEB.BROW.COMBCODE

Description:

Form Pane Label: Combined Codes

SAS Name:

Tag Name: S11B_CMB

Inherited Universe:

Universe: C = C

Universe Description: This is a combined expense

Help Screen: H_VLR

Question Text: 33 ? [F1]

What was combined with the ^S11b_desc expense?

* Enter all that apply, separate with commas

<u>Description</u>	<u>Month</u>	<u>Amount</u>
(VREGDESC)	(VOPMO_C)	(VOPREGX)

Fills: S11b_desc

Instructions: Fill entry in DESCRIPTION

Type: Set

Max Number of Values: 5

Length: 1

Answer List: TS11B_CMB

Value:	Mnemonic:	Description:
1	Drvr_lic	Driver's license
2	Veh_insp	Vehicle inspection
3	St_reg	State Vehicle registration
4	Loc_reg	Local Vehicle registration
5	Prop_tax	Personal property taxes for vehicles

- Don't Know
- Refuse
- Empty

- On Input
- On Output

Store Instructions: For each item selected in COMBCODE, store the appropriate item code in VOPRGY1- VOPRGY5.(The first entry in COMBCODE should be recoded and stored in VOPRGY1, the 2nd entry in VOPRGY2, etc.)

Recode as follows:

- If COMBCODE = 1, store 400
- If COMBCODE = 2, store 410
- If COMBCODE = 3, store 415
- If COMBCODE = 4, store 425
- If COMBCODE = 5, store 405

Array:

Skip Instructions: Goto MORE

Instrument SAS Name: S11B_CMB

Destination Data Set: EVLR

Field

MORE
BTABLEB.BROW.MORE

Description: Any more expenses?

Form Pane Label: Any more

SAS Name:

Tag Name: MOREREG

Inherited Universe:

Universe: ITEM <> 99 and <> 888 and <> EMPTY

Universe Description: All, except ITEM = 99 or 888 and (C = empty or COMBCODE has been answered)

Question Text: Did you have any other ^S11b_desc expenses?

<u>Description</u>	<u>Month</u>	<u>Amount</u>
(VREGDESC)	(VOPMO_C)	(VOPREGX)

Fills: S11b_desc

Instructions: Fill entry in DESCRIPTION

Type: Enumerated

Length: 1

Answer List: TYesNo

Value:	Mnemonic:	Description:
1	Yes	Yes
2	No	No

- Don't Know
- Refuse
- Empty

- On Input
- On Output

Store Instructions: 1. Set VLR_ORIG
IF MORE = 1, 2, DK or RF then
IF ERR_DUP is invoked and ITEM = 888 then set VLR_ORIG = 3
ELSE set VLR_ORIG = 1

2. Set VLR_STAT

IF MORE = 1, 2, DK or RF then
IF MONTH = the current interview month then
set VLR_STAT = 2
ELSE set VLR_STAT = 1

3. IF MORE = 1, 2, DK or RF then Set Item2Shadow = ITEM

Array:

Special Instructions: IF entry = 1 and row number ne 11, prefill the next rows
ITEM, PREFILL, AND DESCRIPTION with the same information as the current
record.

Skip Instructions: 1: IF ROW number = 11 then goto ERR_MAX
ELSE goto ITEM, next row or the table

2,DK,RF: IF ROW number = 11 then goto S11B_END
ELSE goto ITEM, next row of the table

Instrument SAS Name: MOREREG

Destination Data Set: EVLR

Check

ERR_MAX
BTABLEB.BROW.ERR_MAX

Description: Max Number of Rows Reached

Inherited Universe:

Universe: MORE = 1 AND (ROW number = 11)

Universe Description: Yes, there are more expenses but there are no more empty rows in the grid

Text: ♦ [No more rows can be added.](#)

Check Instructions:

Type: Hard

Skip Instructions: Go back to MORE

S11B_END

Field

BTABLEB.BROW.S11B_END

Description:

Form Pane Label:

SAS Name:

Tag Name:

Inherited Universe:

Universe: ITEM = 99 OR (table is full)

Universe Description: No more expenses or all the rows in the table have been used

Question Text:

Type: Classification

Length: 0

- Don't Know
- Refuse
- Empty

- On Input
- On Output

Store Instructions: IF ITEM = 99 OR (table is full) then
Set S11B_END = 1

Array:

Skip Instructions: Goto Section 11C

Field

VOPREGY
BTABLEB.BROW.VOPREGY

Description: Item code

Form Pane Label:

SAS Name: VOPREGY

Tag Name:

Inherited Universe:

Universe:

Universe Description:

Question Text:

Type: String

Length: 3

- Don't Know
- Refuse
- Empty

- On Input
- On Output

Array:

Special Instructions: NOTE: See ITEM for how to set this field

Valid Values: 400, 410, 415, 425, 405

Instrument SAS Name: VOPREGY

Destination Data Set: EVLR

VOPRGY1

Field

BTABLEB.BROW.VOPRGY1

Description: Combined expense- code

Form Pane Label:

SAS Name: VOPRGY1

Tag Name:

Inherited Universe:

Universe:

Universe Description:

Question Text:

Type: String

Length: 3

- Don't Know
- Refuse
- Empty

- On Input
- On Output

Array:

Special Instructions: NOTE: See COMBCODE for how to set this field

Valid Values: 400, 410, 415, 425, 405

Instrument SAS Name: VOPRGY1

Destination Data Set: EVLR

Field

VOPRGY2
BTABLEB.BROW.VOPRGY2

Description: See VOPRGY1

Form Pane Label:

SAS Name: VOPRGY2

Tag Name:

Inherited Universe:

Universe:

Universe Description:

Question Text:

Type: String

Length: 3

- Don't Know
- Refuse
- Empty

- On Input
- On Output

Array:

Special Instructions: NOTE: See COMBCODE for how to set this field

Valid Values: 400, 410, 415, 425, 405

Instrument SAS Name: VOPRGY2

Destination Data Set: EVLR

VOPRGY3

Field

BTABLEB.BROW.VOPRGY3

Description: See VOPRGY1

Form Pane Label:

SAS Name: VOPRGY3

Tag Name:

Inherited Universe:

Universe:

Universe Description:

Question Text:

Type: String

Length: 3

- Don't Know
- Refuse
- Empty

- On Input
- On Output

Array:

Special Instructions: NOTE: See COMBCODE for how to set this field

Valid Values: 400, 410, 415, 425, 405

Instrument SAS Name: VOPRGY3

Destination Data Set: EVLR

Field

VOPRGY4
BTABLEB.BROW.VOPRGY4

Description: See VOPRGY1

Form Pane Label:

SAS Name: VOPRGY4

Tag Name:

Inherited Universe:

Universe:

Universe Description:

Question Text:

Type: String

Length: 3

- Don't Know
- Refuse
- Empty

- On Input
- On Output

Array:

Special Instructions: NOTE: See COMBCODE for how to set this field

Valid Values: 400, 410, 415, 425, 405

Instrument SAS Name: VOPRGY4

Destination Data Set: EVLR

VOPRGY5

Field

BTABLEB.BROW.VOPRGY5

Description: See VOPRGY1

Form Pane Label:

SAS Name: VOPRGY5

Tag Name:

Inherited Universe:

Universe:

Universe Description:

Question Text:

Type: String

Length: 3

- Don't Know
- Refuse
- Empty

- On Input
- On Output

Array:

Special Instructions: NOTE: See COMBCODE for how to set this field

Valid Values: 400, 410, 415, 425, 405

Instrument SAS Name: VOPRGY5

Destination Data Set: EVLR

Field

VOPREGX_
BTABLEB.BROW.VOPREGX_

Description: Range edit flag for VOPREGX_

Form Pane Label:

SAS Name: VOPREGX_

Tag Name:

Inherited Universe:

Universe:

Universe Description:

Question Text:

Type: String

Length: 2

- Don't Know
- Refuse
- Empty

- On Input
- On Output

Array:

Special Instructions: NOTE: See ERR1_AMOUNT or AMOUNT for how to set this field.

Valid Values: A1 = Range edit failed
(ERR1 check was suppressed)

Blank = Range edit passed

Instrument SAS Name: VOPREGX_

Destination Data Set: EVLR

VLR_STAT

Field

BTABLEB.BROW.VLR_STAT

Description: Record status

Form Pane Label:

SAS Name: REC_STAT

Tag Name:

Inherited Universe:

Universe:

Universe Description:

Question Text:

Type: String

Length: 1

- Don't Know
- Refuse
- Empty

- On Input
- On Output

Array:

Special Instructions: NOTE: See MORE for how to set this field

Valid Values: 1 = Active Record
2 = Current month Record
3 = Inactive Record

Instrument SAS Name: VLR_STAT

Destination Data Set: EVLR

Field

VLR_ORIG
BTABLEB.BROW.VLR_ORIG

Description: Record origin

Form Pane Label:

SAS Name: REC_ORIG

Tag Name:

Inherited Universe:

Universe:

Universe Description:

Question Text:

Type: String

Length: 1

Don't Know

Refuse

Empty

On Input

On Output

Array:

Special Instructions: NOTE: See MORE for how to set this field

Valid Values: 1 = Data from current month interview

2 = Data reported in previous quarter

3 = Duplicate record

Instrument SAS Name: VLR_ORIG

Destination Data Set: EVLR

VOPGASX

Field

VOPGASX

Description: How much was the expense for gas and other fuels

Form Pane Label: \$ Gas/fuel monthly exp

SAS Name: VOPGASX

Tag Name: VOPGASX

Inherited Universe:

Universe:

Universe Description: All

Help Screen: H_S11C

Question Text: ? [F1]

Since the first of ^REF_MONTH not including this month --

What has been ^YR_YRCUS AVERAGE MONTHLY expense for gasoline and other fuels for all vehicles?

Fills: REF_MONTH

Instructions: Set REF_MONTH = 3 months before the interview.

Calculated by taking the INTPER from record type 10 to come up with the base month to start from.

Fills: YR_YRCUS

Instructions: IF NUMHOUSE = 1 then fill "your"

ELSE fill "your household's"

Type: Integer

Length: 5

Min: 0

Max: 9999

Don't Know

Refuse

Empty

On Input

On Output

Store Instructions: IF VOPGASX = 0-400, DK or RF then store EMPTY in VOPGASX_

Array:

Special Instructions: Display \$ and comma in the entry field

Skip Instructions: 0,RF: IF S10Electric_Flag = 1 then goto VOPELEC
ELSE goto VOPOIL

1-9999: IF VOPGASX gt 400 then goto ERR1_VOPGASX
ELSE goto VOPDIES

DK: Goto VOPDIES

Instrument SAS Name: VOPGASX

Destination Data Set: EVOT

ERR1_VOPGASX

ERR1_VOPGASX

Check

Description: Out of Range Check

Inherited Universe:

Universe: (VOPGASX gt 400) AND VOPGASX <> DK AND VOPGASX <> RF

Universe Description: Average monthly expense for gas is greater than \$400

Text: * THE VALUE ENTERED IS UNUSUALLY HIGH

PLEASE VERIFY AND IF CORRECT, ENTER ITEM LEVEL NOTE

Check Instructions: IF suppressed then set VOPGASX_ = A1

Type: Soft

Skip Instructions: Suppress: Goto VOPDIES

All others, go back to VOPGASX

Field

VOPDIES
VOPDIES

Description: Was any of this expense for the purchase of diesel fuel?

Form Pane Label: Diesel?

SAS Name: VOPDIES

Tag Name: VOPDIES

Inherited Universe:

Universe: VOPGASX = 1-9999 or DK

Universe Description: Average monthly expense for gas is \$1-\$9,999 or respondent doesn't know the average monthly expense for gas

Help Screen: H_S11C

Question Text: ? [F1]

Was any of this expense for diesel fuel?

Type: Enumerated

Length: 1

Answer List: TYesNo

Value:	Mnemonic:	Description:
1	Yes	Yes
2	No	No

- Don't Know
- Refuse
- Empty

- On Input
- On Output

Array:

Skip Instructions: 1: Goto VOPDIESX

2,DK,RF: IF S10FlexFuel_Flag = 1 then goto VOPETH
ELSEIF RT10.POPGRP = 11 or 12 then goto GASSTORE
ELSEIF S10Electric_Flag = 1 and BCeintro.BUSCREEN =
2 then goto VOPELEC

ELSEIF BCintro.BUSCREEN = 2 then goto VOPOIL
ELSE goto VOPBSNS

Instrument SAS Name: VOPDIES

Destination Data Set: EVOT

Field

VOPDIESX
VOPDIESX

Description: How much?

Form Pane Label: \$ Diesel

SAS Name: VOPDIESX

Tag Name: VOPDIESX

Inherited Universe:

Universe: VOPDIES = 1

Universe Description: Yes, some of the gas expense was for diesel fuel

Question Text: How much?

Type: Integer

Length: 5

Min: 1

Max: 9999

Don't Know

Refuse

Empty

On Input

On Output

Store Instructions: IF VOPDIESX = 5-400, DK or RF then store EMPTY in VOPD_ESX

Array:

Special Instructions: Display a \$ and comma in the entry field

Skip Instructions: IF (VOPDIESX lt 5 or gt 400) and (not equal DK or RF) then
goto ERR1_VOPDIESX

ELSEIF (VOPDIESX gt VOPGASX) then goto CK_VOPDIESX

ELSEIF S10FlexFuel_Flag = 1 then goto VOPETH

ELSEIF RT10.POPGRP = 11 or 12 then goto GASSTORE

ELSEIF S10Electric_Flag = 1 and BCeintro.BUSCREEN = 2 then

goto VOPELEC

ELSEIF BCeintro.BUSCREEN = 2 then goto VOPOIL

ELSE goto VOPBSNS

Instrument SAS Name: VOPDIESX

Destination Data Set: EVOT

Check

ERR1_VOPDIESX
ERR1_VOPDIESX

Description: Out of Range Check

Inherited Universe:

Universe: (VOPDIESX lt 5 or gt 400) AND VOPDIESX <> DK AND
VOPDIESX <> RF

Universe Description: Average monthly expense for diesel lt \$5 or gt \$400

Text: * THE VALUE ENTERED IS UNUSUALLY HIGH OR LOW

PLEASE VERIFY AND IF CORRECT, ENTER ITEM LEVEL NOTE

Check Instructions: IF suppressed then set VOPD_ESX = A1

Type: Soft

Skip Instructions: Suppress: IF S10FlexFuel_Flag = 1 then goto VOPETH
ELSEIF RT10.POPGRP = 11 or 12 then goto GASSTORE
ELSEIF S10Electric_Flag = 1 and BCeintro.BUSCREEN =
2 then goto VOPELEC
ELSEIF BCeintro.BUSCREEN = 2 then goto VOPOIL
ELSE goto VOPBSNS

All others, go back to VOPDIESX

CK_VOPDIESX

CK_VOPDIESX

Check

Description: Amount spent on diesel is gt total gas expense

Inherited Universe:

Universe: (VOPDIESX gt VOPGASX) AND (VOPDIESX <> DK and <> RF) AND (VOPGASX <> DK and <> RF)

Universe Description: Amount spent on diesel fuel is greater than the total gas expense

Text: * Amount spent on diesel fuels exceeds total amount spent on gasoline and other fuels.

Please verify

Check Instructions: Questions Involved should list VOPDIESX and VOPGASX, with VOPDIESX listed first.

Type: Hard

Skip Instructions: Go back to VOPDIESX

Field

VOPETH
VOPETH

Description: Was any of this expense for the purchase of E85?

Form Pane Label: E85?

SAS Name: VOPETH

Tag Name: VOPETH

Inherited Universe:

Universe: VOPGASX = 1-9999 or DK AND S10FlexFuel_Flag = 1

Universe Description: Average monthly expense for gas is \$1-\$9,999 or respondent doesn't know the average monthly expense for gas and the household owns a flexfuel vehicle

Question Text: Was any of this expense for the purchase of E85?

Type: Enumerated

Length: 1

Answer List: TYesNo

Value:	Mnemonic:	Description:
1	Yes	Yes
2	No	No

- Don't Know
- Refuse
- Empty

- On Input
- On Output

Array:

Skip Instructions: 1: Goto VOPETHX

2,DK,RF: IF RT10.POPGRP = 11 or 12 then goto GASSTORE
ELSEIF S10Electric_Flag = 1 and BCeintro.BUSCREEN =
2 then goto VOPELEC
ELSEIF BCeintro.BUSCREEN = 2 then goto VOPOIL
ELSE goto VOPBSNS

Instrument SAS Name: VOPETH

Destination Data Set: EVOT

Field

VOPETHX
VOPETHX

Description: How much?

Form Pane Label: \$ E85

SAS Name: VOPETHX

Tag Name: VOPETHX

Inherited Universe:

Universe: VOPETH = 1

Universe Description: Yes, some of the gas expense was for E85

Question Text: How much?

Type: Integer

Length: 5

Min: 1

Max: 9999

Don't Know

Refuse

Empty

On Input

On Output

Store Instructions: IF VOPETHX = 0-400, DK or RF then store EMPTY in VOPETHX_

Array:

Special Instructions: Display a \$ and comma in the entry field

Skip Instructions: 1-9999: IF (VOPETHX gt 400) then goto ERR1_VOPETHX
ELSEIF ((VOPDIESX + VOPETHX) gt VOPGASX) then
goto CK_VOPETHX
ELSEIF RT10.POPGRP = 11 or 12 then goto GASSTORE
ELSEIF S10Electric_Flag = 1 and BCeintro.BUSCREEN =
2 then goto VOPELEC
ELSEIF BCeintro.BUSCREEN = 2 then goto VOPOIL
ELSE goto VOPBSNS

DK,RF: IF RT10.POPGRP = 11 or 12 then goto GASSTORE

```
ELSEIF S10Electric_Flag = 1 and BCeintro.BUSCREEN =  
    2 then goto VOPELEC  
ELSEIF BCeintro.BUSCREEN = 2 then goto VOPOIL  
ELSE goto VOPBSNS
```

Instrument SAS Name: VOPETHX

Destination Data Set: EVOT

Check

ERR1_VOPETHX
ERR1_VOPETHX

Description: Out of Range Check

Inherited Universe:

Universe: (VOPETHX gt 400) AND VOPETHX <> DK AND VOPETHX <> RF

Universe Description: Average monthly expense for E85 or gt \$400

Text: * THE VALUE ENTERED IS UNUSUALLY HIGH OR LOW

PLEASE VERIFY AND IF CORRECT, ENTER ITEM LEVEL NOTE

Check Instructions: IF suppressed then set VOPETHX_ = A1

Type: Soft

Skip Instructions: Suppress: IF RT10.POPGRP = 11 or 12 then goto GASSTORE
ELSEIF S10Electric_Flag = 1 and BCeintro.BUSCREEN
= 2 then goto VOPELEC
ELSEIF BCeintro.BUSCREEN = 2 then goto VOPOIL
ELSE goto VOPBSNS

All others, go back to VOPETHX

CK_VOPETHX
CK_VOPETHX

Check

Description: E85 ethanol amount is greater than total fuel amount

Inherited Universe:

Universe: ((VOPDIES = 2) AND (VOPETHX gt VOPGASX)) AND
(VOPETHX <> DK and VOPETHX <> RF) AND
(VOPGASX <> DK and VOPGASX <> RF)

Universe Description: E85 ethanol amount is greater than total fuel amount

Text: ♦ [E85 charges cannot exceed total fuel charges.](#)

Check Instructions: Questions Involved should list VOPETHX and VOPGASX, with VOPETHX listed first.

Type: Hard

Skip Instructions: Go back to VOPETHX

Check

CK2_VOPETHX
CK2_VOPETHX

Description: Diesel amount plus E85 ethanol amount is greater than total fuel amount

Inherited Universe:

Universe: ((VOPDIESX + VOPETHX) gt VOPGASX) AND
(VOPDIESX <> DK and VOPDIESX <> RF) AND
(VOPETHX <> DK and VOPETHX <> RF) AND
(VOPGASX <> DK and VOPGASX <> RF)

Universe Description: Diesel amount plus E85 ethanol amount is greater than total fuel amount

Text: ♦ Diesel + E85 cannot exceed total fuel charges.

Check Instructions: Questions Involved should list VOPETHX, VOPDIESX and VOPGASX, with VOPETHX listed first.

Type: Hard

Skip Instructions: Go back to VOPETHX

GASSTORE

GASSTORE

Field

Description: Where Purchased

Form Pane Label: Store

SAS Name: GASSTORE

Tag Name: GASSTORE

Inherited Universe:

Universe: (VOPGASX = 1-9999 or DK) AND (RT10.POPGRP = 11 or 12)

Universe Description:

Question Text: At what station or store did ^YOU_ANYMEM last purchase ^gasdieselore85

✦ Enter store or station name

Fills: YOU_ANYMEM

Instructions: IF NUMHOUSE = 1 then fill "you"
ELSE fill "you or any members of your household"

Fills: gasdieselore85

Instructions: IF VOPETH = 1 AND VOPDIES = 1 then fill "gas, diesel, or E85?"
ELSEIF VOPETH ne 1 AND VOPDIES = 1 then fill "gas or diesel?"
ELSEIF VOPETH = 1 AND VOPDIES ne 1 then fill "gas or E85?"
ELSE fill "gas?"

Type: String

Length: 45

Don't Know

Refuse

Empty

On Input

On Output

Array:

Skip Instructions: ENTRY: Goto GASLOC

DK, RF: IF S10Electric_Flag = 1 and BCeintro.BUSCREEN = 2
then goto VOPELEC
ELSEIF BCeintro.BUSCREEN = 2 then goto VOPOIL

ELSE goto VOPBSNS

Instrument SAS Name: GASSTORE

Destination Data Set: EVOT

GASLOC

GASLOC

Field

Description: Gas purchase location - City

Form Pane Label: Location - City

SAS Name: GASLOC

Tag Name: GASLOC

Inherited Universe:

Universe: GASSTORE = RESPONSE

Universe Description: GASSTORE has an entry other than DK or RF

Question Text: In what city is ^GASSTORE_fill located?

Fills: GASSTORE_fill

Instructions: Fill entry in GASSTORE

Type: String

Length: 45

- Don't Know
- Refuse
- Empty

- On Input
- On Output

Array:

Skip Instructions: Goto GASLOCST

Instrument SAS Name: GASLOC

Destination Data Set: EVOT

Field

GASLOCST
GASLOCST

Description: Gas purchase location - State

Form Pane Label: State

SAS Name: GASLOCST

Tag Name: GASLOCST

Inherited Universe:

Universe: GASSTORE = RESPONSE

Universe Description: GASSTORE has an entry other than DK or RF

Help Screen: H_DESTCODE

Question Text: ? [F1]

In what state is ^GASSTORE_fill located?

✦ Enter the two character state abbreviation

Fills: GASSTORE_fill

Instructions: Fill entry in GASSTORE

Type: String

Length: 2

Don't Know
 Refuse
 Empty

On Input
 On Output

Array:

Special Instructions: Use answer type TState - STRING[2], display width 4

Skip Instructions: IF entry is not a valid state abbreviation then
goto CK_GASLOCST

ELSEIF S10Electric_Flag = 1 and BCeintro.BUSCREEN = 2 then
goto VOPELEC

ELSEIF BCeintro.BUSCREEN = 2 then goto VOPOIL

ELSE goto VOPBSNS

Instrument SAS Name: GASLOCST

Destination Data Set: EVOT

Check

CK_GASLOCST
CK_GASLOCST

Description: Not a valid state abbreviation

Inherited Universe:

Universe: (Entry in GASLOCST is not a valid state abbreviation) AND GASLOCST <> DK AND GASLOCST <> RF

Universe Description: State abbreviation entered is not valid

Text: * [Not a valid state abbreviation](#)

Check Instructions:

Type: Hard

Skip Instructions: Go back to GASLOCST

VOPBSNS

Field

VOPBSNS

Description: Was any of the average monthly cost counted as a business expense?

Form Pane Label: Business expense?

SAS Name: VOPBSNS

Tag Name: VOPBSNS

Inherited Universe:

Universe: BCeintro.BUSCREEN <> 2 AND (VOPGASX = 1-9999 or DK)

Universe Description:

Question Text: Was any of the AVERAGE MONTHLY cost counted as a business expense?

Type: Enumerated

Length: 1

Answer List: TYesNo

Value:	Mnemonic:	Description:
1	Yes	Yes
2	No	No

- Don't Know
- Refuse
- Empty

- On Input
- On Output

Array:

Skip Instructions: 1: Goto VOPBSPER

2,DK,RF: IF S10Electric_Flag = 1 then goto VOPELEC
ELSE goto VOPOIL

Instrument SAS Name: VOPBSNS

Destination Data Set: EVOT

Field

VOPBSPER
VOPBSPER

Description: percentage of gas amount as a business expense

Form Pane Label: Business %

SAS Name: VOPBSPER

Tag Name: VOPBSPER

Inherited Universe:

Universe: VOPBSNS = 1

Universe Description: Yes, some of the AVERAGE MONTHLY cost counted as a business expense

Question Text: What percentage of the AVERAGE MONTHLY COST was counted as a business expense?

Type: Integer

Length: 3

Min: 0

Max: 100

Don't Know

Refuse

Empty

On Input

On Output

Array:

Skip Instructions: 1-99,DK,RF: IF S10Electric_Flag = 1 then goto VOPELEC
ELSE goto VOPOIL

100: Goto ERR2_VOPBSPER

Instrument SAS Name: VOPBSPER

Destination Data Set: EVOT

ERR2_VOPBSPER
ERR2_VOPBSPER

Check

Description: 100% business expense

Inherited Universe:

Universe: VOPBSPER = 100

Universe Description: 100 percent of gas expense was counted toward business

Text: * 100% WAS ENTERED

PLEASE VERIFY

Check Instructions:

Type: Soft

Skip Instructions: Suppressed: IF S10Electric_Flag = 1 then goto VOPELEC
ELSE goto VOPOIL

All others, go back to VOPBSPER

Field

VOPELEC
VOPELEC

Description: Was any of this expense for the charging?

Form Pane Label: Charging?

SAS Name: VOPELEC

Tag Name: VOPELEC

Inherited Universe:

Universe: S10Electric_Flag = 1

Universe Description: Household owns an hybrid/electric vehicle

Question Text: Since the first of ^REF_MONTH not including this month --

Have ^YOU_ANYMEM paid for electric vehicle charging away from home?

Fills: REF_MONTH

Instructions: Set REF_MONTH = 3 months before the interview.

Calculated by taking the INTPER from record type 10 to come up with the base month to start from.

Fills: YOU_ANYMEM

Instructions: IF NUMHOUSE = 1 then fill "you"

ELSE fill "you or any members of your household"

Type: Enumerated

Length: 1

Answer List: TYesNo

Value:	Mnemonic:	Description:
1	Yes	Yes
2	No	No

- Don't Know
- Refuse
- Empty

- On Input
- On Output

Array:

Special Instructions: IF VOPGASX is 1-9999 or DK then bold black the first
line "Since the first of ^REF_MONTH not including this
month --"
ELSE gray out the line..

Skip Instructions: 1: Goto VOPELECX

2,DK,RF: Goto VOPOIL

Instrument SAS Name: VOPELEC

Destination Data Set: EVOT

Field

VOPELECX
VOPELECX

Description: How much?

Form Pane Label: \$ Charging

SAS Name: VOPELECX

Tag Name: VOPELECX

Inherited Universe:

Universe: VOPELEC = 1

Universe Description: Yes, there was expense for charging away from home

Question Text: How much?

Type: Integer

Length: 5

Min: 1

Max: 9999

Don't Know

Refuse

Empty

On Input

On Output

Store Instructions: IF VOPELECX = 5-400, DK or RF then store EMPTY in VOPE_ECX

Array:

Special Instructions: Display a \$ and comma in the entry field

Skip Instructions: 1-9999: IF (VOPELECX lt 5 or gt 400) then goto ERR1_VOPELECX
ELSEIF BCeintro.BUSCREEN = 2 then goto VOPOIL
ELSE goto VOPELBS

DK,RF: IF BCeintro.BUSCREEN = 2 then goto VOPOIL
ELSE goto VOPELBS

Instrument SAS Name: VOPELECX

Destination Data Set: EVOT

ERR1_VOPELECX

ERR1_VOPELECX

Check

Description: Out of Range Check

Inherited Universe:

Universe: (VOPELECX gt 400) AND
(VOPELECX <> DK and VOPELECX <> RF)

Universe Description: Average monthly expense for charging gt \$400

Text: * THE VALUE ENTERED IS UNUSUALLY HIGH OR LOW

PLEASE VERIFY AND IF CORRECT, ENTER ITEM LEVEL NOTE

Check Instructions: IF suppressed then set VOPE_ECX = A1

Type: Soft

Skip Instructions: Suppress: IF BCintro.BUSCREEN = 2 then goto VOPOIL
ELSE goto VOPELBS

All others, go back to VOPELECX

Field

VOPELBS
VOPELBS

Description: Was any of the amount counted as a business expense?

Form Pane Label: Business expense?

SAS Name: VOPELBS

Tag Name: VOPELBS

Inherited Universe:

Universe: BCeintro.BUSCREEN <> 2 AND VOPELEC = 1)

Universe Description:

Question Text: Was any of this amount counted as a business expense?

Type: Enumerated

Length: 1

Answer List: TYesNo

Value:	Mnemonic:	Description:
1	Yes	Yes
2	No	No

- Don't Know
- Refuse
- Empty

- On Input
- On Output

Array:

Skip Instructions: 1: Goto VOPELBPR

2,DK,RF: Goto VOPOIL

Instrument SAS Name: VOPELBS

Destination Data Set: EVOT

VOPELBPR

VOPELBPR

Field

Description: percentage of charging amount as a business expense

Form Pane Label: Business %

SAS Name: VOPELBPR

Tag Name: VOPELBPR

Inherited Universe:

Universe: VOPELBS = 1

Universe Description: Yes, some of the amount counted as a business expense

Question Text: What percentage of ^VOPELECX_Fill was counted as a business expense?

Fills: VOPELECX_Fill

Instructions: IF VOPELECX = DK or RF then fill "the amount"

ELSE fill entry in VOPELECX. (inserting commas as appropriate)

Type: Integer

Length: 3

Min: 0

Max: 100

- Don't Know
- Refuse
- Empty

- On Input
- On Output

Array:

Skip Instructions: 1-99,DK,RF: Goto VOPOIL

100: Goto ERR2_VOPELBPR

Instrument SAS Name: VOPELBPR

Destination Data Set: EVOT

Check

ERR2_VOPELBPR
ERR2_VOPELBPR

Description: 100% business expense

Inherited Universe:

Universe: VOPELBPR = 100

Universe Description: 100 percent of charging expense was counted toward business

Text: * 100% WAS ENTERED

PLEASE VERIFY

Check Instructions:

Type: Soft

Skip Instructions: Suppressed: Goto VOPOIL

All others, go back to VOPELBPR

VOPOIL

VOPOIL

Field

Description: Purchased any oil?

Form Pane Label: Purchased Oil?

SAS Name: VOPOIL

Tag Name: VOPOIL

Inherited Universe:

Universe: VOPGASX = 0-9999, DK or RF

Universe Description: All

Help Screen: H_S11C

Question Text: ? [F1]

Since the first of ^REF_MONTH not including this month --

**Have ^YOU_ANYMEM
purchased any oil for operating vehicles?**

Fills: REF_MONTH

Instructions: Set REF_MONTH = 3 months before the interview.

Calculated by taking the INTPER from record type 10 to come up with the base month to start from.

Fills: YOU_ANYMEM

Instructions: IF NUMHOUSE = 1 then fill "you"

ELSE fill "you or any members of your household"

Type: Enumerated

Length: 1

Answer List: TYesNo

Value:	Mnemonic:	Description:
1	Yes	Yes
2	No	No

Don't Know

Refuse
 Empty

On Input
 On Output

Array:

Special Instructions: IF [(VOPGASX is 1-9999 or DK) and (VOPELEC = blank)]OR (VOPELEC = 2, DK or RF) then
bold black the first line "Since the first of ^REF_MONTH
not including this month --"
ELSE gray out the line.

Skip Instructions: 1: Goto VOPOILX

2,DK,RF: Goto VOPFLUID

Instrument SAS Name: VOPOIL

Destination Data Set: EVOT

VOPOILX

VOPOILX

Field

Description: What was the total cost?

Form Pane Label: \$ Oil

SAS Name: VOPOILX

Tag Name: VOPOILX

Inherited Universe:

Universe: VOPOIL = 1

Universe Description: Yes, purchased oil for operating vehicles

Help Screen: H_S11C

Question Text: ? [F1]

What was the total cost?

Type: Integer

Length: 5

Min: 1

Max: 9999

Don't Know

Refuse

Empty

On Input

On Output

Store Instructions: IF VOPOILX = 5-65, DK or RF then store EMPTY in VOPOILX_

Array:

Special Instructions: Display a \$ and comma in the entry field.

Skip Instructions: IF (VOPOILX lt 5 or gt 65) and (not equal DK or RF) then
goto ERR1_VOPOILX

ELSEIF (RT10.POPGRP = 9, 09 or 10) then goto OILSTORE

Else goto VOPFLUID

Instrument SAS Name: VOPOILX

Destination Data Set: EVOT

ERR1_VOPOILX
ERR1_VOPOILX

Check

Description: Out of Range Check

Inherited Universe:

Universe: (VOPOILX lt 5 or gt 65) AND VOPOILX <> DK AND VOPOILX <> RF

Universe Description: Expense for oil for operating vehicles is less than \$5 or greater than \$65

Text: ♦ THE VALUE ENTERED IS UNUSUALLY HIGH OR LOW

PLEASE VERIFY AND IF CORRECT, ENTER ITEM LEVEL NOTE

Check Instructions: IF suppressed then set VOPOILX_ = A1

Type: Soft

Skip Instructions: Suppress: IF (RT10.POPGRP = 9, 09 or 10) then goto OILSTORE
ELSE goto VOPFLUID

All others, go back to VOPOILX

Field

OILSTORE
OILSTORE

Description: Where purchased

Form Pane Label: Store

SAS Name: OILSTORE

Tag Name: OILSTORE

Inherited Universe:

Universe: (RT10.POPGRP = 9, 09 or 10) AND VOPOIL = 1

Universe Description:

Question Text: What is the name of the business where this was purchased?

Enter store, website, or company name

If there are multiple stores, websites, or company names, enter the last/most recent

Type: String

Length: 45

- Don't Know
 Refuse
 Empty

- On Input
 On Output

Array:

Special Instructions: IF UPPERCASE ENTRY contains ".COM" then set OILPURCH = 1 and "keep" and "show"

Skip Instructions: IF UPPERCASE ENTRY contains ".COM" then goto VOPFLUID

ELSE ENTRY = DK or RF then goto VOPFLUID

ELSE goto OILPURCH

Instrument SAS Name: OILSTORE

Destination Data Set: EVOT

OILPURCH

OILPURCH

Field

Description: Purchased online or in person

Form Pane Label: Online

SAS Name: OILPURCH

Tag Name: OILPURCH

Inherited Universe:

Universe: OILSTORE = RESPONSE AND
(UPPERCASE entry in OILSTORE does not contain ".COM")

Universe Description:

Question Text: Was this paid for -

Type: Enumerated

Length: 1

Answer List: Tonline

Value:	Mnemonic:	Description:
1	Online	Online?
2	InPerson	In person?
3	MailTel	By mail or telephone order?
4	Other	Other

- Don't Know
- Refuse
- Empty

- On Input
- On Output

Array:

Special Instructions: Answer list descriptions for options 1-3 should be bold black

Skip Instructions: 1,3,4,DK,RF: Goto VOPFLUID

2: Goto OILLOC

Instrument SAS Name: OILPURCH

Destination Data Set: EVOT

OILLOC

OILLOC

Field

Description: Purchase location - City

Form Pane Label: Location - City

SAS Name: OILLOC

Tag Name: OILLOC

Inherited Universe:

Universe: OILPURCH = 2

Universe Description:

Question Text: In what city is ^OILSTORE_Fill located?

Fills: OILSTORE_Fill

Instructions: Fill entry in OILSTORE

Type: String

Length: 45

- Don't Know
- Refuse
- Empty

- On Input
- On Output

Array:

Skip Instructions: Goto OILLOCST

Instrument SAS Name: OILLOC

Destination Data Set: EVOT

Field

OILLOCST
OILLOCST

Description: Purchase location - State

Form Pane Label: State

SAS Name: OILLOCST

Tag Name: OILLOCST

Inherited Universe:

Universe: OILPURCH = 2

Universe Description:

Help Screen: H_DESTCODE

Question Text: ? [F1]

In what state is ^OILSTORE_Fill located?

Enter the two character state abbreviation

Fills: OILSTORE_Fill

Instructions: Fill entry in OILSTORE

Type: String

Length: 2

Don't Know
 Refuse
 Empty

On Input
 On Output

Array:

Special Instructions: Use answer type TState - STRING[2], display width 4

Skip Instructions: IF entry is not a valid state abbreviation then
goto CK_OILLOCST

ELSE goto VOPFLUID

Instrument SAS Name: OILLOCST

Destination Data Set: EVOT

Check

CK_OILLOCST
CK_OILLOCST

Description: Not a valid state abbreviation

Inherited Universe:

Universe: (Entry in OILLOCST is not a valid state abbreviation) AND OILLOCST <> DK AND OILLOCST <> RF

Universe Description: State abbreviation entered is not valid

Text: * [Not a valid state abbreviation](#)

Check Instructions:

Type: Hard

Skip Instructions: Go back to OILLOCST

VOPFLUID

VOPFLUID

Field

Description: Purchased any motor coolant-antifreeze, brake fluid, transmission fluid, or additives not with a tune up

Form Pane Label: Fluid?

SAS Name: VOPFLUID

Tag Name: VOPFLUID

Inherited Universe:

Universe: (VOPOIL = 2, DK or RF) OR (VOPOILX = 1-9999, DK or RF)

Universe Description: All interviews

Help Screen: H_S11C

Question Text: ? [F1]

Since the first of ^REF_MONTH, not including this month --

Have ^YOU_ANYMEM purchased any antifreeze, brake fluid, transmission fluid, windshield wiper fluid, or additives, except if purchased with a tune-up?

Fills: REF_MONTH

Instructions: Set REF_MONTH = 3 months before the interview.

Calculated by taking the INTPER from record type 10 to come up with the base month to start from.

Fills: YOU_ANYMEM

Instructions: IF NUMHOUSE = 1 then fill "you"

ELSE fill "you or any members of your household"

Type: Enumerated

Length: 1

Answer List: TYesNo

Value:	Mnemonic:	Description:
1	Yes	Yes
2	No	No

Don't Know
 Refuse
 Empty

On Input
 On Output

Array:

Special Instructions: IF VOPOIL = 1 then bold black the first line "Since the first
of ^REF_MONTH not including this month --".

ELSE gray out the line.

Skip Instructions: 1: Goto VOPFLUDX

2,DK,RF: Goto VOPPARK

Instrument SAS Name: VOPFLUID

Destination Data Set: EVOT

VOPFLUDX

VOPFLUDX

Field

Description: What was the total cost of these purchases?

Form Pane Label: \$ Fluid

SAS Name: VOPFLUDX

Tag Name: VOPFLUDX

Inherited Universe:

Universe: VOPFLUID = 1

Universe Description: Yes, purchased antifreeze, brake fluid, transmission fluid or additives

Question Text: What was the total cost of these purchases?

Type: Integer

Length: 5

Min: 1

Max: 9999

Don't Know

Refuse

Empty

On Input

On Output

Store Instructions: IF VOPFLUDX = 5-50, DK or RF then store EMPTY in VOPF_UDX

Array:

Special Instructions: Display a \$ and comma in the entry field

Skip Instructions: IF (VOPFLUDX lt 5 or gt 50) and (not equal DK or RF) then
goto ERR1_VOPFLUDX

ELSEIF (VOPOIL = 2, DK or RF) and (RT10.POPGRP = 9, 09
or 10)] then goto FLDSTORE

ELSE goto VOPPARK

Instrument SAS Name: VOPFLUDX

Destination Data Set: EVOT

ERR1_VOPFLUDX

ERR1_VOPFLUDX

Check

Description: Out of Range Check

Inherited Universe:

Universe: (VOPFLUDX lt 5 or gt 50) AND VOPFLUDX <> DK AND
VOPFLUDX <> RF

Universe Description: Average monthly expense for fluid is less than \$5 or greater than \$50

Text: * THE VALUE ENTERED IS UNUSUALLY HIGH OR LOW

PLEASE VERIFY AND IF CORRECT, ENTER ITEM LEVEL NOTE

Check Instructions: IF suppressed then set VOPF_UDX = A1

Type: Soft

Skip Instructions: Suppress: IF (VOPOIL = 2, DK or RF) ne 1 and
(RT10.POPGRP = 9, 09 or 10) then
goto FLDSTORE
ELSE goto VOPPARK

All others, go back to VOPFLUDX

Field

FLDSTORE
FLDSTORE

Description: Where purchased

Form Pane Label: Store

SAS Name: FLDSTORE

Tag Name: FLDSTORE

Inherited Universe:

Universe: (RT10.POPGRP = 9, 09 or 10) AND
(VOPOIL = 2, DK or RF) AND VOPFLUID = 1

Universe Description:

Question Text: What is the name of the business where this was purchased?

Enter store, website, or company name

If there are multiple stores, websites, or company names, enter the last/most recent

Type: String

Length: 45

Don't Know
 Refuse
 Empty

On Input
 On Output

Array:

Special Instructions: IF UPPERCASE ENTRY contains ".COM" then set FLDPURCH = 1 and "keep" and "show"

Skip Instructions: IF UPPERCASE ENTRY contains ".COM" then goto VOPPARK

ELSEIF ENTRY = DK or RF then goto VOPPARK

ELSE Goto FLDPURCH

Instrument SAS Name: FLDSTORE

Destination Data Set: EVOT

FLDPURCH

FLDPURCH

Field

Description: Purchased online or in person

Form Pane Label: Online

SAS Name: FLDPURCH

Tag Name: FLDPURCH

Inherited Universe:

Universe: FLDSTORE = RESPONSE AND
(UPPERCASE entry in FLDSTORE does not contain ".COM")

Universe Description:

Question Text: Was this paid for -

Type: Enumerated

Length: 1

Answer List: Tonline

Value:	Mnemonic:	Description:
1	Online	Online?
2	InPerson	In person?
3	MailTel	By mail or telephone order?
4	Other	Other

- Don't Know
- Refuse
- Empty

- On Input
- On Output

Array:

Special Instructions: Answer list descriptions for options 1-3 should be bold black

Skip Instructions: 1,3,4,DK,RF: Goto VOPPARK

2: Goto FLDLOC

Instrument SAS Name: FLDPURCH

Destination Data Set: EVOT

FLDLOC

Field

FLDLOC

Description: Location - City

Form Pane Label: Location - City

SAS Name: FLDLOC

Tag Name: FLDLOC

Inherited Universe:

Universe: FLDPURCH = 2

Universe Description:

Question Text: In what city is ^FLDSTORE_Fill located?

Fills: FLDSTORE_Fill

Instructions: Fill entry in FLDSTORE

Type: String

Length: 45

- Don't Know
- Refuse
- Empty

- On Input
- On Output

Array:

Skip Instructions: Goto FLDLOCST

Instrument SAS Name: FLDLOC

Destination Data Set: EVOT

Field

FLDLOCST
FLDLOCST

Description: Location - State

Form Pane Label: State

SAS Name: FLDLOCST

Tag Name: FLDLOCST

Inherited Universe:

Universe: FLDPURCH = 2

Universe Description:

Help Screen: H_DESTCODE

Question Text: ? [F1]

In what state is ^FLDSTORE_Fill located?

[Enter the two character state abbreviation](#)

Fills: FLDSTORE_Fill

Instructions: Fill entry in FLDSTORE

Type: String

Length: 2

Don't Know
 Refuse
 Empty

On Input
 On Output

Array:

Special Instructions: Use answer type TState - STRING[2], display width 4

Skip Instructions: IF entry is not a valid state abbreviation then
goto CK_FLDLOCST

ELSE goto VOPPARK

Instrument SAS Name: FLDLOCST

Destination Data Set: EVOT

Check

CK_FLDLOCST
CK_FLDLOCST

Description: Not a valid state abbreviation

Inherited Universe:

Universe: (Entry in FLDLOCST is not a valid state abbreviation) AND FLDLOCST <> DK AND FLDLOCST <> RF

Universe Description: State abbreviation entered is not valid

Text: * [Not a valid state abbreviation](#)

Check Instructions:

Type: Hard

Skip Instructions: Go back to FLDLOCST

VOPPARK

VOPPARK

Field

Description: Expenses for parking?

Form Pane Label: Parking?

SAS Name: VOPPARK

Tag Name: VOPPARK

Inherited Universe:

Universe: (VOPOIL = 2, DK or RF) OR (VOPOILX = 1-9999, DK or RF)

Universe Description:

Help Screen: H_S11C

Question Text: ? [F1]

Since the first of ^REF_MONTH not including this month --

Have ^YOU_ANYMEM had expenses for parking, such as parking garages, parking lot fees, or parking meters?

Do not include expenses that are part of your property ownership or rental costs, a business expense or expenses that will be totally reimbursed.

Fills: REF_MONTH

Instructions: Set REF_MONTH = 3 months before the interview.

Calculated by taking the INTPER from record type 10 to come up with the base month to start from.

Fills: YOU_ANYMEM

Instructions: IF NUMHOUSE = 1 then fill "you"

ELSE fill "you or any members of your household"

Type: Enumerated

Length: 1

Answer List: TYesNo

Value:	Mnemonic:	Description:
1	Yes	Yes
2	No	No

Don't Know
 Refuse
 Empty

On Input
 On Output

Array:

Special Instructions: IF VOPFLUID = 1 then bold black the first line "Since the first of ^REF_MONTH not including this month -- ".

ELSE gray out the line.

Skip Instructions: 1: Goto VOPPARKX

2,DK,RF: Goto VOPTOLL

Instrument SAS Name: VOPPARK

Destination Data Set: EVOT

VOPPARKX

VOPPARKX

Field

Description: How much was paid, excluding any payments made this month?

Form Pane Label: \$ Parking

SAS Name: VOPPARKX

Tag Name: VOPPARKX

Inherited Universe:

Universe: VOPPARK = 1

Universe Description: Yes, had monthly expenses for parking

Question Text: How much was paid, not including any payments made this month?

Type: Integer

Length: 6

Min: 1

Max: 99999

Don't Know

Refuse

Empty

On Input

On Output

Store Instructions: IF VOPPARKX = 1-390, DK or RF then store EMPTY in VOPP_RKX

Array:

Special Instructions: Display a \$ and comma in the entry field

Skip Instructions: 1-99999: IF VOPPARKX gt 390 then goto ERR1_VOPPARKX
ELSEIF RT10.POPGRP = 13 or 14 then goto PRKPLACE
ELSE goto VOPTOLL

DK,RF: IF RT10.POPGRP = 13 or 14 then goto PRKPLACE
ELSE goto VOPTOLL

Instrument SAS Name: VOPPARKX

Destination Data Set: EVOT

Check

ERR1_VOPPARKX
ERR1_VOPPARKX

Description: Out of Range Check

Inherited Universe:

Universe: (VOPPARKX gt 390) AND (VOPPARKX <> DK and VOPPARKX <> RF)

Universe Description: Expense for parking is greater than \$390

Text: * THE VALUE ENTERED IS UNUSUALLY HIGH

PLEASE VERIFY AND IF CORRECT, ENTER ITEM LEVEL NOTE

Check Instructions: IF suppressed then set VOPP_RKX = A1

Type: Soft

Skip Instructions: Suppress: IF RT10.POPGRP = 13 or 14 then goto PRKPLACE
ELSE goto VOPTOLL

All others, go back to VOPPARKX

PRKPLACE

Field

PRKPLACE

Description: Where Parked

Form Pane Label: Where Park

SAS Name: PRKPLACE

Tag Name: PRKPLACE

Inherited Universe:

Universe: VOPPARK = 1 AND (RT10.POPGRP = 13 or 14)

Universe Description:

Question Text: At what street intersection or location was the vehicle parked?

• Enter name of location (such as Anytown Shopping Center) or approximate address

(such as First Street & Main Street)

If there are multiple locations, enter the last/most recent

Type: String

Length: 45

Don't Know

Refuse

Empty

On Input

On Output

Array:

Skip Instructions: ENTRY: Goto PRKLOC

DK,RF: Goto VOPTOLL

Instrument SAS Name: PRKPLACE

Destination Data Set: EVOT

Field

PRKLOC
PRKLOC

Description: Purchase location - City

Form Pane Label: Location - City

SAS Name: PRKLOC

Tag Name: PRKLOC

Inherited Universe:

Universe: PRKPLACE = RESPONSE

Universe Description: PRKPLACE has an entry other than DK or RF

Question Text: And what is the city?

Type: String

Length: 45

Don't Know

Refuse

Empty

On Input

On Output

Array:

Skip Instructions: Goto PRKLOCST

Instrument SAS Name: PRKLOC

Destination Data Set: EVOT

PRKLOCST

PRKLOCST

Field

Description: Purchase location - State

Form Pane Label: State

SAS Name: PRKLOCST

Tag Name: PRKLOCST

Inherited Universe:

Universe: PRKPLACE = RESPONSE

Universe Description: PRKPLACE has an entry other than DK or RF

Help Screen: H_DESTCODE

Question Text: ? [F1]

And what is the state?

◆ Enter the two character state abbreviation

Type: String

Length: 2

Don't Know

Refuse

Empty

On Input

On Output

Array:

Special Instructions: Use answer type TState - STRING[2], display width 4

Skip Instructions: IF entry is not a valid state abbreviation then
goto CK_PRKLOCST

ELSE goto PRKSTORE

Instrument SAS Name: PRKLOCST

Destination Data Set: EVOT

Check

CK_PRKLOCST
CK_PRKLOCST

Description: Not a valid state abbreviation

Inherited Universe:

Universe: (Entry in PRKLOCST is not a valid state abbreviation) AND PRKLOCST <> DK AND PRKLOCST <> RF

Universe Description: State abbreviation entered is not valid

Text: * [Not a valid state abbreviation](#)

Check Instructions:

Type: Hard

Skip Instructions: Go back to PRKLOCST

PRKSTORE

PRKSTORE

Field

Description: Where purchased

Form Pane Label: Store

SAS Name: PRKSTORE

Tag Name: PRKSTORE

Inherited Universe:

Universe: PRKLOC = RRESPONSE, DK or RF

Universe Description:

Question Text: What is the name of the company or institution that you paid?

Enter store, website, or company name

If there are multiple stores, websites, or company names, enter the last/most recent

Type: String

Length: 45

- Don't Know
- Refuse
- Empty

- On Input
- On Output

Array:

Skip Instructions: Goto VOPTOLL

Instrument SAS Name: PRKSTORE

Destination Data Set: EVOT

Field

VOPTOLL
VOPTOLL

Description: Had expenses for tolls or electronic toll passes

Form Pane Label: Tolls?

SAS Name: VOPTOLL

Tag Name: VOPTOLL

Inherited Universe:

Universe: (VOPARK = 2, DK or RF) OR (VOPARKX = 1-99999, DK or RF)

Universe Description: All interviews

Help Screen: H_S11C

Question Text: ? [F1]

Since the first of ^REF_MONTH not including this month, have ^YOU_ANYMEM had expenses for -

Local tolls or electronic toll passes?

Fills: REF_MONTH

Instructions: Set REF_MONTH = 3 months before the interview.

Calculated by taking the INTPER from record type 10 to come up with the base month to start from.

Fills: YOU_ANYMEM

Instructions: IF NUMHOUSE = 1 then fill "you"

ELSE fill "you or any members of your household"

Type: Enumerated

Length: 1

Answer List: TYesNo

Value:	Mnemonic:	Description:
1	Yes	Yes
2	No	No

- Don't Know
- Refuse
- Empty

- On Input
- On Output

Array:

Special Instructions: IF VOPPARK = 1 then bold black the first line "Since the first of ^REF_MONTH not including this month, have ^YOU_ANYMEM had any expenses for --".

ELSE gray out the line.

Skip Instructions: 1: Goto VOPTOLLX

2,DK,RF: Goto VOPDOCK

Instrument SAS Name: VOPTOLL

Destination Data Set: EVOT

Field

VOPTOLLX
VOPTOLLX

Description: How much was expense for tolls or electronic toll passes

Form Pane Label: \$ Tolls

SAS Name: VOPTOLLX

Tag Name: VOPTOLLX

Inherited Universe:

Universe: VOPTOLL = 1

Universe Description: Yes, had expenses for local tolls or electronic toll passes

Question Text: How much was paid, not including any payments made this month?

Type: Integer

Length: 6

Min: 1

Max: 99999

Don't Know

Refuse

Empty

On Input

On Output

Store Instructions: IF VOPTOLLX = 1-200, DK or RF then store EMPTY in VOPT_LLX

Array:

Special Instructions: Display a \$ and comma in the entry field.

Skip Instructions: 1-99999: IF VOPTOLLX gt 200 then goto ERR1_VOPTOLLX
ELSEIF RT10.POPGRP = 13 or 14 then goto TOLPLACE
ELSE goto VOPDOCK

DK,RF: IF RT10.POPGRP = 13 or 14 then goto TOLPLACE
ELSE goto VOPDOCK

Instrument SAS Name: VOPTOLLX

Destination Data Set: EVOT

ERR1_VOPTOLLX

ERR1_VOPTOLLX

Check

Description: Out of Range Check

Inherited Universe:

Universe: (VOPTOLLX gt 200) AND (VOPTOLLX <> DK and VOPTOLLX <> RF)

Universe Description: Expense for tolls is greater than \$200

Text: * THE VALUE ENTERED IS UNUSUALLY HIGH

PLEASE VERIFY AND IF CORRECT, ENTER ITEM LEVEL NOTE

Check Instructions: IF suppressed then set VOPT_LLX = A1

Type: Soft

Skip Instructions: Suppress: IF RT10.POPGRP = 13 or 14 then goto TOLPLACE
ELSE goto VOPDOCK

All others, go back to VOPTOLLX

Field

TOLPLACE
TOLPLACE

Description: Where Toll

Form Pane Label: Where Toll

SAS Name: TOLPLACE

Tag Name: TOLPLACE

Inherited Universe:

Universe: VOPTOLL = 1 AND (RT10.POPGRP = 13 or 14)

Universe Description:

Question Text: What is the last road, bridge, ferry, or tunnel ^YOU_ANYMEM paid a toll for?

✦ Enter name or description of road, bridge, ferry, or tunnel

Fills: YOU_ANYMEM

Instructions: IF NUMHOUSE = 1 then fill "you"

ELSE fill "you or any members of your household"

Type: String

Length: 45

Don't Know

Refuse

Empty

On Input

On Output

Array:

Skip Instructions: ENTRY: Goto VTLLOC

DK,RF: VOPDOCK

Instrument SAS Name: TOLPLACE

Destination Data Set: EVOT

VTLLLOC

Field

VTLLLOC

Description: Toll location - City

Form Pane Label: Location - City

SAS Name: VTLLLOC

Tag Name: VTLLLOC

Inherited Universe:

Universe: TOLPLACE = RESPONSE

Universe Description: TOLPLACE has an entry other than DK or RF

Question Text: And what is the city?

Type: String

Length: 45

Don't Know

Refuse

Empty

On Input

On Output

Array:

Skip Instructions: Goto VTLLLOCST

Instrument SAS Name: VTLLLOC

Destination Data Set: EVOT

Field

VTLLCOST
VTLLCOST

Description: Toll location - State

Form Pane Label: State

SAS Name: VTLLCOST

Tag Name: VTLLCOST

Inherited Universe:

Universe: TOLPLACE = RESPONSE

Universe Description: TOLPLACE has an entry other than DK or RF

Help Screen: H_DESTCODE

Question Text: ? [F1]

And what is the state?

◆ [Enter the two character state abbreviation](#)

Type: String

Length: 2

Don't Know

Refuse

Empty

On Input

On Output

Array:

Special Instructions: Use answer type TState - STRING[2], display width 4

Skip Instructions: IF entry is not a valid state abbreviation then
goto CK_VTLLCOST

ELSE goto VOPDOCK

Instrument SAS Name: VTLLCOST

Destination Data Set: EVOT

CK_VTLLOCST
CK_VTLLOCST

Check

Description: Not a valid state abbreviation

Inherited Universe:

Universe: (Entry in VTLLOCST is not a valid state abbreviation) AND VTLLOCST <> DK AND VTLLOCST <> RF

Universe Description: State abbreviation entered is not valid

Text: * [Not a valid state abbreviation](#)

Check Instructions:

Type: Hard

Skip Instructions: Go back to VTLLOCST

Field

VOPDOCK
VOPDOCK

Description: Docking and landing fees for boats and planes?

Form Pane Label: Docking/landing?

SAS Name: VOPDOCK

Tag Name: VOPDOCK

Inherited Universe:

Universe: (VOPOIL = 2, DK or RF) OR (VOPOILX = 1-9999, DK or RF)

Universe Description:

Help Screen: H_S11C

Question Text: ? [F1]

Since the first of ^REF_MONTH not including this month, have ^YOU_ANYMEM had expenses for -

Docking and landing fees for boats and planes?

Fills: YOU_ANYMEM

Instructions: IF NUMHOUSE = 1 then fill "you"

ELSE fill "you or any members of your household"

Fills: REF_MONTH

Instructions: Set REF_MONTH = 3 months before the interview.

Calculated by taking the INTPER from record type 10 to come up with the base month to start from.

Type: Enumerated

Length: 1

Answer List: TYesNo

Value:	Mnemonic:	Description:
1	Yes	Yes
2	No	No

- Don't Know
- Refuse
- Empty

- On Input
- On Output

Array:

Special Instructions: IF VOPTOLL = 1 then bold black the first line "Since the first of ^REF_MONTH not including this month, have ^YOU_ANYMEM had any expenses for --".

ELSE gray out the line.

Skip Instructions: 1: Goto VOPDOCKX

2,DK,RF: Goto VOPPOLCY

Instrument SAS Name: VOPDOCK

Destination Data Set: EVOT

Field

VOPDOCKX
VOPDOCKX

Description: How much was paid, excluding any payments made in the current month?

Form Pane Label: \$ Docking/landing

SAS Name: VOPDOCKX

Tag Name: VOPDOCKX

Inherited Universe:

Universe: VOPDOCK = 1

Universe Description: Yes, had expenses for docking and landing fees for boats and planes

Question Text: How much was paid, not including any payments made this month?

Type: Integer

Length: 5

Min: 1

Max: 9999

Don't Know

Refuse

Empty

On Input

On Output

Store Instructions: IF VOPDOCKX = 1-1752, DK or RF then store EMPTY in VOPD_CKX

Array:

Special Instructions: Display a \$ and comma in the entry field

Skip Instructions: 1-9999: IF VOPDOCKX gt 1752 then goto ERR1_VOPDOCKX
ELSE goto VOPPOLCY

DK,RF: Goto VOPPOLCY

Instrument SAS Name: VOPDOCKX

Destination Data Set: EVOT

ERR1_VOPDOCKX
ERR1_VOPDOCKX

Check

Description: Out of Range Check

Inherited Universe:

Universe: (VOPDOCKX gt 1752) AND (VOPDOCKX <> DK and VOPDOCKX <> RF)

Universe Description: Expense for docking/landing is greater than \$1752

Text: ♦ THE VALUE ENTERED IS UNUSUALLY HIGH

PLEASE VERIFY AND IF CORRECT, ENTER ITEM LEVEL NOTE

Check Instructions: 1IF suppressed then set VOPD_CKX = A1

Type: Soft

Skip Instructions: Suppress: Goto VOPPLCY

All others, go back to VOPDOCKX

Field

VOPPOLCY
VOPPOLCY

Description: Expenses for auto repair service policies?

Form Pane Label: Service policies?

SAS Name: VOPPOLCY

Tag Name: VOPPOLCY

Inherited Universe:

Universe: (VOPOIL = 2, DK or RF) OR (VOPOILX = 1-9999, DK or RF)

Universe Description:

Help Screen: H_S11C

Question Text: ? [F1]

Since the first of ^REF_MONTH not including this month, have ^YOU_ANYMEM had any expenses for --

**Auto repair service policies such as extended warranties?
Do not include service policies for vehicles used entirely for business.**

Fills: REF_MONTH

Instructions: Set REF_MONTH = 3 months before the interview.
Calculated by taking the INTPER from record type 10 to come up with the base month to start from.

Fills: YOU_ANYMEM

Instructions: IF NUMHOUSE = 1 then fill "you"
ELSE fill "you or any members of your household"

Type: Enumerated

Length: 1

Answer List: TYesNo

Value:	Mnemonic:	Description:
1	Yes	Yes
2	No	No

Don't Know
 Refuse
 Empty

On Input
 On Output

Array:

Special Instructions: IF VOPDOCK = 1 then bold black the first line "Since the first of ^REF_MONTH not including this month, have ^YOU_ANYMEM had any expenses for -- ". ELSE gray out the line.

Skip Instructions: 1: Goto VOPPLCYX

2,DK,RF: Goto VOPAUTO

Instrument SAS Name: VOPPOLCY

Destination Data Set: EVOT

Field

VOPPLCYX
VOPPLCYX

Description: How much?

Form Pane Label: \$ Service policies

SAS Name: VOPPLCYX

Tag Name: VOPPLCYX

Inherited Universe:

Universe: VOPPOLCY = 1

Universe Description: Yes, had expenses for auto repair service policies

Question Text: How much?

Type: Integer

Length: 5

Min: 1

Max: 9999

Don't Know

Refuse

Empty

On Input

On Output

Store Instructions: IF VOPPLCYX = 5-1800, DK or RF then store EMPTY in VOPP_CYX

Array:

Special Instructions: Display a \$ and comma in the entry field

Skip Instructions: 1-9999: IF VOPPLCYX lt 5 or gt 1800 then goto ERR1_VOPPLCYX
ELSE goto VOPPAUTO

DK,RF: Goto VOPPAUTO

Instrument SAS Name: VOPPLCYX

Destination Data Set: EVOT

ERR1_VOPPLCYX

ERR1_VOPPLCYX

Check

Description: Out of Range Check

Inherited Universe:

Universe: (VOPPLCYX lt 5 or gt 1800) AND
(VOPPLCYX <> DK and VOPPLCYX <> RF)

Universe Description: Expense for service policies is less than \$5 or greater than \$1800

Text: * THE VALUE ENTERED IS UNUSUALLY HIGH OR LOW

PLEASE VERIFY AND IF CORRECT, ENTER ITEM LEVEL NOTE

Check Instructions: IF suppressed then set VOPP_CYX = A1

Type: Soft

Skip Instructions: Suppress: Goto VOPAUTO

All others, go back to VOPPLCYX

Field

VOPAUTO
VOPAUTO

Description: Expense for auto service club?

Form Pane Label: Service clubs?

SAS Name: VOPAUTO

Tag Name: VOPAUTO

Inherited Universe:

Universe: (VOPOIL = 2, DK or RF) OR (VOPOILX = 1-9999, DK or RF)

Universe Description: All interviews

Help Screen: H_S11C

Question Text: ? [F1]

Since the first of ^REF_MONTH not including this month, have ^YOU_ANYMEM had any expenses for --

Automobile service clubs, such as AAA or services such as OnStar or LoJack?

Fills: REF_MONTH

Instructions: Set REF_MONTH = 3 months before the interview.

Calculated by taking the INTPER from record type 10 to come up with the base month to start from.

Fills: YOU_ANYMEM

Instructions: IF NUMHOUSE = 1 then fill "you"

ELSE fill "you or any members of your household"

Type: Enumerated

Length: 1

Answer List: TYesNo

Value:	Mnemonic:	Description:
1	Yes	Yes
2	No	No

Don't Know

Refuse
 Empty

On Input
 On Output

Array:

Special Instructions: IF VOPPOLCY = 1 then bold black the first line "Since the first of ^REF_MONTH not including this month -- ".

ELSE gray out the line.

Skip Instructions: 1: Goto VOPCLUBX

2,DK,RF: Goto VOPTOW

Instrument SAS Name: VOPAUTO

Destination Data Set: EVOT

Field

VOPCLUBX
VOPCLUBX

Description: How much?

Form Pane Label: \$ Service clubs

SAS Name: VOPCLUBX

Tag Name: VOPCLUBX

Inherited Universe:

Universe: VOPAUTO = 1

Universe Description: Yes, had expenses for automobile service clubs

Question Text: How much?

Type: Integer

Length: 5

Min: 1

Max: 9999

Don't Know

Refuse

Empty

On Input

On Output

Store Instructions: IF VOPCLUBX = 6-155, DK or RF then store EMPTY in VOPC_UBX

Array:

Special Instructions: Display a \$ and comma in the entry field

Skip Instructions: 1-9999: IF VOPCLUBX lt 6 or gt 155 then goto ERR1_VOPCLUBX
ELSEIF RT10.POPGRP = 13 or 14 then goto CLUBNAME
ELSE goto VOPTOW

DK,RF: IF RT10.POPGRP = 13 or 14 then goto CLUBNAME
ELSE goto VOPTOW

Instrument SAS Name: VOPCLUBX

Destination Data Set: EVOT

ERR1_VOPCLUBX

ERR1_VOPCLUBX

Check

Description: Out of Range Check

Inherited Universe:

Universe: (VOPCLUBX lt 6 or gt 155) AND
(VOPCLUBX <> DK and VOPCLUBX <> RF)

Universe Description: Expense for service clubs is less than \$6 or greater than \$155

Text: * THE VALUE ENTERED IS UNUSUALLY HIGH OR LOW

PLEASE VERIFY AND IF CORRECT, ENTER ITEM LEVEL NOTE

Check Instructions: IF suppressed then set VOPC_UBX = A1

Type: Soft

Skip Instructions: Suppress: IF RT10.POPGRP = 13 or 14 then goto CLUBNAME
ELSE goto VOPTOW

All others, go back to VOPCLUBX

Field

CLUBNAME
CLUBNAME

Description: Name of club

Form Pane Label: Club Name

SAS Name: CLUBNAME

Tag Name: CLUBNAME

Inherited Universe:

Universe: VOPAUTO = 1 AND (RT10.POPGRP = 13 or 14)

Universe Description:

Question Text: What is the name of the club or service?

Type: String

Length: 45

Don't Know

Refuse

Empty

On Input

On Output

Array:

Skip Instructions: Goto VOPTOW

Instrument SAS Name: CLUBNAME

Destination Data Set: EVOT

VOPTOW

VOPTOW

Field

Description: Towing?

Form Pane Label: Towing

SAS Name: VOPTOW

Tag Name: VOPTOW

Inherited Universe:

Universe: (VOPOIL = 2, DK or RF) OR (VOPOILX = 1-9999, DK or RF)

Universe Description: All interviews

Help Screen: H_S11C

Question Text: ? [F1]

Since the first of ^REF_MONTH not including this month, have ^YOU_ANYMEM had expenses for -

Towing charges, not already reported?

Fills: REF_MONTH

Instructions: Set REF_MONTH = 3 months before the interview.

Calculated by taking the INTPER from record type 10 to come up with the base month to start from.

Fills: YOU_ANYMEM

Instructions: IF NUMHOUSE = 1 then fill "you"

ELSE fill "you or any members of your household"

Type: Enumerated

Length: 1

Answer List: TYesNo

Value:	Mnemonic:	Description:
1	Yes	Yes
2	No	No

- Don't Know
- Refuse
- Empty

- On Input
- On Output

Array:

Special Instructions: IF VOPAUTO = 1 then bold black the first line "Since the first of ^REF_MONTH not including this month, have ^YOU_ANYMEM had any expenses for --".

ELSE gray out the line.

Skip Instructions: 1: Goto VOPTOWX

2,DK,RF: Goto TANKGAS

Instrument SAS Name: VOPTOW

Destination Data Set: EVOT

VOPTOWX

VOPTOWX

Field

Description: How much was paid, excluding any payments made in the current month?

Form Pane Label: \$ Towing

SAS Name: VOPTOWX

Tag Name: VOPTOWX

Inherited Universe:

Universe: VOPTOW = 1

Universe Description: Yes, had expenses for towing charges, not already reported

Question Text: How much was paid, not including any payments made this month?

Type: Integer

Length: 5

Min: 1

Max: 9999

Don't Know

Refuse

Empty

On Input

On Output

Store Instructions: IF VOPTOWX = 1-315, DK or RF then store EMPTY in VOPTOWX_

Array:

Special Instructions: Display a \$ and comma in the entry field

Skip Instructions: 1-9999: IF VOPTOWX gt 315 then goto ERR1_VOPTOWX
ELSEIF RT10.POPGRP = 15 or 16 then goto TOWSTORE
ELSE goto TANKGAS

DK,RF: IF RT10.POPGRP = 15 or 16 then goto TOWSTORE
ELSE Goto TANKGAS

Instrument SAS Name: VOPTOWX

Destination Data Set: EVOT

Check

ERR1_VOPTOWX
ERR1_VOPTOWX

Description: Out of Range Check

Inherited Universe:

Universe: (VOPTOWX gt 315) AND (VOPTOWX <> DK and VOPTOWX <> RF)

Universe Description: Expense for towing is greater than \$315

Text: ♦ THE VALUE ENTERED IS UNUSUALLY HIGH

PLEASE VERIFY AND IF CORRECT, ENTER ITEM LEVEL NOTE

Check Instructions: IF suppressed then set VOPTOWX_ = A1

Type: Soft

Skip Instructions: Suppress: IF RT10.POPGRP = 15 or 16 then goto TOWSTORE
ELSE goto VOPDOCK

All others, go back to VOPTOWX

TOWSTORE

TOWSTORE

Field

Description: Where purchased

Form Pane Label: Store

SAS Name: TOWSTORE

Tag Name: TOWSTORE

Inherited Universe:

Universe: (RT10.POPGRP = 15 or 16) AND VOPTOW = 1

Universe Description:

Question Text: What is the name of the towing company?

Enter store, website, or company name

Type: String

Length: 45

Don't Know

Refuse

Empty

On Input

On Output

Array:

Skip Instructions: ENTRY: Goto TOWLOC

DK,RF: Goto TANKGAS

Instrument SAS Name: TOWSTORE

Destination Data Set: EVOT

Field

TOWLOC
TOWLOC

Description: Toll location - City

Form Pane Label: Location - City

SAS Name: TOWLOC

Tag Name: TOWLOC

Inherited Universe:

Universe: TOWSTORE = RESPONSE

Universe Description: TOWSTORE has an entry other than DK or RF

Question Text: In what city is ^TOWSTORE_Fill located?

Fills: TOWSTORE_Fill

Instructions: Fill entry in TOWSTORE

Type: String

Length: 45

- Don't Know
- Refuse
- Empty

- On Input
- On Output

Array:

Skip Instructions: Goto TOWLOCST

Instrument SAS Name: TOWLOC

Destination Data Set: EVOT

TOWLOCST

TOWLOCST

Field

Description: Toll location - State

Form Pane Label: State

SAS Name: TOWLOCST

Tag Name: TOWLOCST

Inherited Universe:

Universe: TOWSTORE = RESPONSE

Universe Description: TOWSTORE has an entry other than DK or RF

Help Screen: H_DESTCODE

Question Text: ? [F1]

In what state is ^TOWSTORE_Fill located?

[Enter the two character state abbreviation](#)

Fills: TOWSTORE_Fill

Instructions: Fill entry in TOWSTORE

Type: String

Length: 2

- Don't Know
- Refuse
- Empty

- On Input
- On Output

Array:

Special Instructions: Use answer type TState - STRING[2], display width 4

Skip Instructions: IF entry is not a valid state abbreviation then
goto CK_TOWLOCST

ELSE goto TANKGAS

Instrument SAS Name: TOWLOCST

Destination Data Set: EVOT

CK_TOWLOCST
CK_TOWLOCST

Check

Description: Not a valid state abbreviation

Inherited Universe:

Universe: (Entry in TOWLOCST is not a valid state abbreviation) AND TOWLOCST <> DK AND TOWLOCST <> RF

Universe Description: State abbreviation entered is not valid

Text: * [Not a valid state abbreviation](#)

Check Instructions:

Type: Hard

Skip Instructions: Go back to TOWLOCST

Field

TANKGAS
TANKGAS

Description: Expenses for bottled or tank gas?

Form Pane Label: Bottled/tank gas?

SAS Name: TANKGAS

Tag Name: TANKGAS

Inherited Universe:

Universe: (VOPOIL = 2, DK or RF) OR (VOPOILX = 1-9999, DK or RF)

Universe Description: All interviews and
((VOPAUTO = 2, DK or RF) OR (VOPCLUBX = 1-9999, DK or RF))

Help Screen: H_S11C

Question Text: ? [F1]

Since the first of ^REF_MONTH not including this month, have ^YOU_ANYMEM had any expenses for --

Bottled or tank gas for recreational vehicles, including vans, campers, and boats?

Fills: REF_MONTH

Instructions: Set REF_MONTH = 3 months before the interview.
Calculated by taking the INTPER from record type 10 to come up with the base month to start from.

Fills: YOU_ANYMEM

Instructions: IF NUMHOUSE = 1 then fill "you"
ELSE fill "you or any members of your household"

Type: Enumerated

Length: 1

Answer List: TYesNo

Value:	Mnemonic:	Description:
1	Yes	Yes
2	No	No

Don't Know
 Refuse
 Empty

On Input
 On Output

Array:

Special Instructions: IF VOPTOW = 1 then bold black the first line "Since the first
of ^REF_MONTH not including this month, have ^YOU_ANYMEM
had any expenses for --".

ELSE gray out the line.

Skip Instructions: 1: Goto TANKGASX

2,DK,RF: Goto S11C_END

Instrument SAS Name: TANKGAS

Destination Data Set: EVOT

Field

TANKGASX
TANKGASX

Description: How much?

Form Pane Label: \$ Bottled/tank gas

SAS Name: TANKGASX

Tag Name: TANKGASX

Inherited Universe:

Universe: TANKGAS = 1

Universe Description: Yes, had expenses for bottled or tank gas for recreational vehicles

Question Text: How much?

Type: Integer

Length: 5

Min: 1

Max: 9999

Don't Know

Refuse

Empty

On Input

On Output

Store Instructions: IF TANKGASX = 5-200, DK or RF then store EMPTY in TANK_ASX

Array:

Special Instructions: Display a \$ and comma in the entry field

Skip Instructions: 1-9999: IF TANKGASX lt 5 or gt 200 then goto ERR1_TANKGASX
ELSE goto S11C_END

DK,RF: Goto S11C_END

Instrument SAS Name: TANKGASX

Destination Data Set: EVOT

ERR1_TANKGASX

ERR1_TANKGASX

Check

Description: Out of Range Check

Inherited Universe:

Universe: (TANKGASX lt 5 or gt 200) AND
(TANKGASX <> DK and TANKGASX <> RF)

Universe Description: Expenses for bottled/tank gas is less than \$5 or greater than \$200

Text: * THE VALUE ENTERED IS UNUSUALLY HIGH OR LOW

PLEASE VERIFY AND IF CORRECT, ENTER ITEM LEVEL NOTE

Check Instructions: IF suppressed then set TANK_ASX = A1

Type: Soft

Skip Instructions: Suppress: Goto S11C_END

All others, go back to VOPTANKGASX

Field

S11C_END
S11C_END

Description: End of Section Part

Form Pane Label:

SAS Name:

Tag Name:

Inherited Universe:

Universe: (TANKGAS = 2, DK or RF) OR (TANKGASX = 1-9999, DK or RF)

Universe Description: ALL

Question Text:

Type: Classification

Length: 0

- Don't Know
- Refuse
- Empty

- On Input
- On Output

Store Instructions: IF (TANKGAS = 2, DK or RF) OR (TANKGASX = 1-9999, DK or RF) then
Set VOT_STAT = 1
Set VOT_ORIG = 1
Set S11C_END = 1

Array:

Special Instructions: Set Section Complete Flag
IF S11A_END = 1 and S11B_END = 1 and S11C_END = 1 THEN
Set section end flag.
(Store "yes" in Sectcomp (11))

Skip Instructions: Goto section 12 - BSECT12

VOPGASX_
VOPGASX_

Field

Description: Range edit flag for VOPGASX

Form Pane Label:

SAS Name: VOPGASX_

Tag Name:

Inherited Universe:

Universe:

Universe Description:

Question Text:

Type: String

Length: 2

- Don't Know
- Refuse
- Empty

- On Input
- On Output

Array:

Special Instructions: NOTE: See ERR1_VOPGASX and VOPGASX for how to set this field

Valid Values: A1 = Range edit failed
(ERR1 check was suppressed)
Blank = Range edit passed

Instrument SAS Name: VOPGASX_

Destination Data Set: EVOT

Field

VOPD_ESX
VOPD_ESX

Description: Range edit flag for VOPDIESX

Form Pane Label:

SAS Name: VOPD_ESX

Tag Name:

Inherited Universe:

Universe:

Universe Description:

Question Text:

Type: String

Length: 2

- Don't Know
- Refuse
- Empty

- On Input
- On Output

Array:

Special Instructions: NOTE: See ERR1_VOPDIESX and VOPDIESX for how to set this field

Valid Values: A1 = Range edit failed
(ERR1 check was suppressed)

Blank = Range edit passed

Instrument SAS Name: VOPD_ESX

Destination Data Set: EVOT

VOPOILX_
VOPOILX_

Field

Description: Range edit flag for VOPOILX

Form Pane Label:

SAS Name: VOPOILX_

Tag Name:

Inherited Universe:

Universe:

Universe Description:

Question Text:

Type: String

Length: 2

- Don't Know
- Refuse
- Empty

- On Input
- On Output

Array:

Special Instructions: NOTE: See ERR1_VOPOILX and VOPOILX for how to set this field

Valid Values: A1 = Range edit failed
(ERR1 check was suppressed)

Blank = Range edit passed

Instrument SAS Name: VOPOILX_

Destination Data Set: EVOT

Field

VOPF_UDX
VOPF_UDX

Description: Range edit flag for VOPFLUDX

Form Pane Label:

SAS Name: VOPF_UDX

Tag Name:

Inherited Universe:

Universe:

Universe Description:

Question Text:

Type: String

Length: 2

- Don't Know
- Refuse
- Empty

- On Input
- On Output

Array:

Special Instructions: NOTE: See ERR1_VOPFLUDX and VOPFLUDX for how to set this field

Valid Values: A1 = Range edit failed
(ERR1 check was suppressed)
Blank = Range edit passed

Instrument SAS Name: VOPF_UDX

Destination Data Set: EVOT

VOPP_RKX

VOPP_RKX

Field

Description: Range edit flag for VOPPARKX

Form Pane Label:

SAS Name: VOPP_RKX

Tag Name:

Inherited Universe:

Universe:

Universe Description:

Question Text:

Type: String

Length: 2

- Don't Know
- Refuse
- Empty

- On Input
- On Output

Array:

Special Instructions: NOTE: See ERR1_VOPPARKX and VOPPARKX for how to set this field

Valid Values: A1 = Range edit failed
(ERR1 check was suppressed)
Blank = Range edit passed

Instrument SAS Name: VOPP_RKX

Destination Data Set: EVOT

Field

VOPT_LLX
VOPT_LLX

Description: Range edit flag for VOPTOLLX

Form Pane Label:

SAS Name: VOPT_LLX

Tag Name:

Inherited Universe:

Universe:

Universe Description:

Question Text:

Type: String

Length: 2

- Don't Know
- Refuse
- Empty

- On Input
- On Output

Array:

Special Instructions: NOTE: See ERR1_VOPTOLLX and VOPTOLLX for how to set this field

Valid Values: A1 = Range edit failed
(ERR1 check was suppressed)
Blank = Range edit passed

Instrument SAS Name: VOPT_LLX

Destination Data Set: EVOT

VOPTOWX_
VOPTOWX_

Field

Description: Range edit for VOPTOWX

Form Pane Label:

SAS Name: VOPTOWX_

Tag Name:

Inherited Universe:

Universe:

Universe Description:

Question Text:

Type: String

Length: 2

- Don't Know
- Refuse
- Empty

- On Input
- On Output

Array:

Special Instructions: NOTE: See ERR1_VOPTOWX and VOPTOWX for how to set this field

Valid Values: A1 = Range edit failed
(ERR1 check was suppressed)
Blank = Range edit passed

Instrument SAS Name: VOPTOWX_

Destination Data Set: EVOT

Field

VOPD_CKX
VOPD_CKX

Description: Range edit flag for VOPDOCKX

Form Pane Label:

SAS Name: VOPD_CKX

Tag Name:

Inherited Universe:

Universe:

Universe Description:

Question Text:

Type: String

Length: 2

- Don't Know
- Refuse
- Empty

- On Input
- On Output

Array:

Special Instructions: NOTE: See ERR1_VOPDOCKX and VOPDOCKX for how to set this field

Valid Values: A1 = Range edit failed
(ERR1 check was suppressed)

Blank = Range edit passed

Instrument SAS Name: VOPD_CKX

Destination Data Set: EVOT

VOPP_CYX

VOPP_CYX

Field

Description: Range edit flag for VOPPLCYX

Form Pane Label:

SAS Name: VOPP_CYX

Tag Name:

Inherited Universe:

Universe:

Universe Description:

Question Text:

Type: String

Length: 2

- Don't Know
- Refuse
- Empty

- On Input
- On Output

Array:

Special Instructions: NOTE: See ERR1_VOPPLCYX and VOPPLCYX for how to set this field

Valid Values: A1 = Range edit failed
(ERR1 check was suppressed)
Blank = Range edit passed

Instrument SAS Name: VOPP_CYX

Destination Data Set: EVOT

Field

VOPC_UBX
VOPC_UBX

Description: Range edit flag for VOPCLUBX

Form Pane Label:

SAS Name: VOPC_UBX

Tag Name:

Inherited Universe:

Universe:

Universe Description:

Question Text:

Type: String

Length: 2

- Don't Know
- Refuse
- Empty

- On Input
- On Output

Array:

Special Instructions: NOTE: See ERR1_VOPCLUBX and VOPCLUBX for how to set this field

Valid Values: A1 = Range edit failed
(ERR1 check was suppressed)
Blank = Range edit passed

Instrument SAS Name: VOPC_UBX

Destination Data Set: EVOT

TANK_ASX

TANK_ASX

Field

Description: Range edit flag for TANKGASX

Form Pane Label:

SAS Name: TANK_ASX

Tag Name:

Inherited Universe:

Universe:

Universe Description:

Question Text:

Type: String

Length: 2

- Don't Know
- Refuse
- Empty

- On Input
- On Output

Array:

Special Instructions: NOTE: See ERR1_TANKGASX and TANKGASX for how to set this field

Valid Values: A1 = Range edit failed
(ERR1 check was suppressed)
Blank = Range edit passed

Instrument SAS Name: TANK_ASX

Destination Data Set: EVOT

Field

VOPE_ECX
VOPE_ECX

Description: Range edit flag for VOPELECX

Form Pane Label:

SAS Name: VOPE_ECX

Tag Name:

Inherited Universe:

Universe:

Universe Description:

Question Text:

Type: String

Length: 2

- Don't Know
- Refuse
- Empty

- On Input
- On Output

Array:

Special Instructions: NOTE: See ERR1_VOPELECX and VOPELECX for how to set this field

Valid Values: A1 = Range edit failed
(ERR1 check was suppressed)
Blank = Range edit passed

Instrument SAS Name: VOPE_ECX

Destination Data Set: EVOT

VOPETHX_
VOPETHX_

Field

Description: Range edit flag for VOPETHX

Form Pane Label:

SAS Name: VOPETHX_

Tag Name:

Inherited Universe:

Universe:

Universe Description:

Question Text:

Type: String

Length: 2

- Don't Know
- Refuse
- Empty

- On Input
- On Output

Array:

Special Instructions: NOTE: See ERR1_VOPETHX and VOPETHX for how to set this field

Valid Values: A1 = Range edit failed
(ERR1 check was suppressed)
Blank = Range edit passed

Instrument SAS Name: VOPETHX_

Destination Data Set: EVOT

Field

VOT_STAT
VOT_STAT

Description: Record status

Form Pane Label:

SAS Name: REC_STAT

Tag Name:

Inherited Universe:

Universe:

Universe Description:

Question Text:

Type: String

Length: 1

- Don't Know
- Refuse
- Empty

- On Input
- On Output

Array:

Special Instructions: NOTE: See S11C_END for how to set this field

Valid values: 1 = Active Record

Instrument SAS Name: VOT_STAT

Destination Data Set: EVOT

VOT_ORIG

VOT_ORIG

Field

Description: Record origin

Form Pane Label:

SAS Name: REC_ORIG

Tag Name:

Inherited Universe:

Universe:

Universe Description:

Question Text:

Type: String

Length: 1

- Don't Know
- Refuse
- Empty

- On Input
- On Output

Array:

Special Instructions: NOTE: See S11_END for how to set this field

Valid Values: 1 = Data from current month interview

Instrument SAS Name: VOT_ORIG

Destination Data Set: EVOT

Block

BSECT12
BSECT12

Description: Health insurance

Tab Name: S12

Fly Over Name: S12 - Health Insurance

Universe Type: If

Inherited Universe:

Universe: BCeintro.CE_INTRO = 1 AND (INTNMBR = 1-4) AND
(BFront.START <> 3-5)

Universe Description: All

Array:

Block Instructions: Section Label: Section 12 - Health Insurance

NOTE: If changes are made to Medicaid, military, single
service and/or private be sure to update the EHHP and
EHHM output only blocks under Sect12BLSFinal.

S12_INTRO

S12_INTRO

Field

Description:

Form Pane Label: Introduction

SAS Name:

Tag Name: S12_INTRO

Inherited Universe:

Universe:

Universe Description: ALL

Question Text: The next questions are about health insurance. Include health insurance obtained through employment or purchased directly as well as government programs like Medicare and Medicaid that provide Medical care or help pay medical bills.

Type: Enumerated

Length: 1

Answer List: TContinue

Value:	Mnemonic:	Description:
1	Continue	Enter 1 to Continue

- Don't Know
- Refuse
- Empty

- On Input
- On Output

Array:

Skip Instructions: IF there are Medicare inventory records goto Medicare inventory block

ELSEIF there are 8500.MEDICAID = 1 OR 8500.CHIP = 1 OR 8500.IHS = 1 goto Medicaid/CHIP/IHS inventory block

ELSEIF there are single service or private insurance inventory records goto their inventory block

ELSEIF 8500.MILITARY = 1 goto their inventory block

ELSE goto screener block for new policies/coverage (detailed section)

Instrument SAS Name: S12_INTRO

Destination Data Set: EHHS

BlkSect12A

BlkSect12A

Block

Description: Health Insurance Inventory section

Tab Name:

Fly Over Name:

Universe Type: If

Inherited Universe:

Universe:

Universe Description: At least one active policy on the SCIF

Array:

Block Instructions:

Block

BlkMedicare_inv
BlkSect12A.BlkMedicare_inv

Description: Medicare block

Tab Name:

Fly Over Name:

Universe Type: If

Inherited Universe:

Universe: At least one record with I_HIC_STAT = 1

Universe Description: There is at least 1 Active Medicare policy record

Array:

Block Instructions: Section Label: Section 12, Part A - Medicare Inventory

Ask Medicare questions for all records on the SCIF where I_HIC_STAT = 1 and person is not deceased/error.

NOTE: Data from the SCIF is store into "I_" variables in the setup

MEM_NAME

Field

BlkSect12A.BlkMedicare_inv.MEM_NAME

Description: Name - SHOW ONLY Field

Form Pane Label:

SAS Name:

Tag Name:

Inherited Universe:

Universe:

Universe Description:

Question Text: ** SHOW ONLY **

Type: String

Length: 30

- Don't Know
- Refuse
- Empty

- On Input
- On Output

Store Instructions: Pre-Fill member NAME in this field

Array:

Field

PQ_M CPRPTCX

BlkSect12A.BlkMedicare_inv.PQ_M CPRPTCX

Description: Previous quarter monthly premium for Medicare Advantage/Medicare HMO plan -
SHOW ONLY

Form Pane Label: PQ Premium

SAS Name:

Tag Name: PQ_M CPRPTCX

Inherited Universe:

Universe:

Universe Description:

Question Text: ** SHOW ONLY **

Type: Integer

Length: 7

Min: 1

Max: 999999

Don't Know

Refuse

Empty

On Input

On Output

Store Instructions: Prefill with data from InvTdata.Inv12.Medicare[MEMBNO].M CPRPTCX

Array:

Special Instructions: Display a \$ and comma in the entry field

Instrument SAS Name: PQ_M CPRPTCX

PQ_M CPRPTDX

Field

BlkSect12A.BlkMedicare_inv.PQ_M CPRPTDX

Description: Previous Quarter monthly premium for Medicare Part D prescription drug plan -
SHOW ONLY

Form Pane Label: PQ Part D Prem

SAS Name:

Tag Name: PQ_M CPRPTDX

Inherited Universe:

Universe:

Universe Description:

Question Text: ** SHOW ONLY**

Type: Integer

Length: 7

Min: 1

Max: 999999

Don't Know

Refuse

Empty

On Input

On Output

Store Instructions: Prefill with data from InvTdata.Inv12.Medicare[MEMBNO].M CPRPTDX

Array:

Special Instructions: Display a \$ and comma in the entry field

Instrument SAS Name: PQ_M CPRPTDX

Field

MDCRSTLL

BlkSect12A.BlkMedicare_inv.MDCRSTLL

Description: Still enrolled in Medicare?

Form Pane Label: Still Enrolled

SAS Name: MDCRSTLL

Tag Name: MDCRSTLL

Inherited Universe:

Universe: I_HIC_STAT = 1 AND
(BControlCard.Tunit2.Bperson.PERSTAT = EMPTY, 9 or 7)

Universe Description: All who get this block unless they are deceased or entered in error (perstat = 8 or 99)

Question Text: ^Arels_C ^YouName still enrolled in Medicare?

Fills: Arels_C

Instructions: IF RESPLINE = MEMBNO then fill "Are"
ELSE fill "Is"

Fills: YouName

Instructions: If RESPLINE = MEMBNO then fill "you" Else fill ^Name

Fills: Name

Instructions: Fill: Name

Type: Enumerated

Length: 1

Answer List: TYesNo

Value:	Mnemonic:	Description:
1	Yes	Yes
2	No	No

- Don't Know
- Refuse
- Empty

- On Input
- On Output

Array:

Skip Instructions: 1: Goto MCCHOICA

2, DK, RF: goto MDCRSTLL for next person with HIC_STAT = 1
If no other active records then exit Medicare
inventory block and goto next appropriate block

Instrument SAS Name: MDCRSTLL

Destination Data Set: EHIM

Field

MCCHOICA

BlkSect12A.BlkMedicare_inv.MCCHOICA

Description: Still enrolled in Medicare Advantage plan?

Form Pane Label: Still Med Adv

SAS Name: MCCHOICA

Tag Name: MCCHOICA

Inherited Universe:

Universe: MDCRSTLL = 1

Universe Description: Yes, still enrolled in Medicare

Question Text: ^MCCHOICA_NAME ^Arels ^YouName ^MCCHOICA_STILL in a Medicare Advantage plan?

[^MCCHOICA_MedAdv](#)

Fills: MCCHOICA_NAME

Instructions: If I_MCCHOICE = 1 then leave blank
Else fill "Medicare Advantage is the new name for Medicare Plus Choice plans."

Fills: Arels

Instructions: IF RESPLINE = MEMBNO then fill "are"
ELSE fill "is"

Fills: YouName

Instructions: If RESPLINE = MEMBNO then fill "you" Else fill ^Name

Fills: Name

Instructions: Fill: Name

Fills: MCCHOICA_STILL

Instructions: If I_MCCHOICE = 1 then fill "still enrolled"
Else fill "enrolled"

Fills: MCCHOICA_MedAdv

Instructions: If I_MCCHOICE = 1 then fill ' * Enter 'Yes' if the member changed to a different Medicare Advantage plan."
Else leave blank

Type: Enumerated

Length: 1

Answer List: TYesNo

Value:	Mnemonic:	Description:
1	Yes	Yes
2	No	No

- Don't Know
- Refuse
- Empty

- On Input
- On Output

Array:

Skip Instructions: 1: Goto MCPREMA

2,DK,RF: Goto MCHMOPLA

Instrument SAS Name: MCCHOICA

Destination Data Set: EHIM

Field

MCHMOPLA

BlkSect12A.BlkMedicare_inv.MCHMOPLA

Description: Still under a Medicare managed care arrangement, such as HMO

Form Pane Label: Still Medicare HMO

SAS Name: MCHMOPLA

Tag Name: MCHMOPLA

Inherited Universe:

Universe: MCCHOICA = 2, DK or RF

Universe Description: No, not still in a Medicare Advantage plan

Question Text: ^Arels ^YouName ^MCHMOPLA_STILL a Medicare managed care arrangement, such as an HMO, that is, a Health Maintenance Organization? (With an HMO, you must generally receive care from HMO doctors, otherwise the expense is not covered unless you were referred by the HMO or there was a medical emergency.)

[^MCHMOPLA_HMO](#)

Fills: Arels

Instructions: IF RESPLINE = MEMBNO then fill "are"
ELSE fill "is"

Fills: YouName

Instructions: If RESPLINE = MEMBNO then fill "you" Else fill ^Name

Fills: Name

Instructions: Fill: Name

Fills: MCHMOPLA_STILL

Instructions: IF I_MCHMOPLN = 1 then fill "still under"
ELSE fill "under"

Fills: MCHMOPLA_HMO

Instructions: IF I_MCHMOPLN = 1 then fill ' * Enter 'Yes' if the member changed to a different Medicare HMO plan."
Else leave blank

Type: Enumerated

Length: 1

Answer List: TYesNo

Value:	Mnemonic:	Description:
1	Yes	Yes
2	No	No

- Don't Know
- Refuse
- Empty

- On Input
- On Output

Array:

Skip Instructions: 1: Goto MCPREMA

2,DK,RF: Goto MCPARTDA

Instrument SAS Name: MCHMOPLA

Destination Data Set: EHIM

Field

MCPREMA

BlkSect12A.BlkMedicare_inv.MCPREMA

Description: Still pay a premium for Medicare Advantage/Medicare HMO plan?

Form Pane Label: Still Pay Premium

SAS Name: MCPREMA

Tag Name: MCPREMA

Inherited Universe:

Universe: (MCCHOICA = 1) OR (MCHMOPLA = 1)

Universe Description: (Yes still in a Medicare Advantage plan) or
(Yes, under a Medicare managed care arrangement)

Question Text: Besides ^YourNames Medicare Part B payment, ^Arels ^YouName
^MCPREMA_still paying a premium for ^Yourhisher ^MCPREMA_advhmo
plan?

Fills: YourNames

Instructions: If RESPLINE = MEMBNO then fill "your" Else fill ^Name's

Fills: Name

Instructions: Fill: Name

Fills: Arels

Instructions: IF RESPLINE = MEMBNO then fill "are"
ELSE fill "is"

Fills: YouName

Instructions: If RESPLINE = MEMBNO then fill "you" Else fill ^Name

Fills: Name

Instructions: Fill: Name

Fills: MCPREMA_still

Instructions: If 8500.MCPREM = 1 then fill "still"
Else leave blank

Fills: Yourhisher

Instructions: If RESPLINE = MEMBNO then fill "your"
Elseif SEX[MEMBNO] = 2 then fill "her"
Else fill "his"

Fills: MCPREMA_advhmo

Instructions: If MCCHOICA = 1 then fill "Medicare Advantage"
Else fill "Medicare HMO"

Type: Enumerated
Length: 1

Answer List: TYesNo

Value:	Mnemonic:	Description:
1	Yes	Yes
2	No	No

- Don't Know
- Refuse
- Empty

- On Input
- On Output

Array:

Skip Instructions: 1: Goto MCPRPTCA

2,DK,RF: Goto MCPARTDA

Instrument SAS Name: MCPREMA

Destination Data Set: EHIM

Field

M CPRPTCA

BlkSect12A.BlkMedicare_inv.M CPRPTCA

Description: What is the monthly premium for Medicare Advantage/Medicare HMO plan?

Form Pane Label: Monthly Premium

SAS Name: M CPRPTCA

Tag Name: M CPRPTCA

Inherited Universe:

Universe: MCPREMA = 1

Universe Description: Yes, still paying a premium

Question Text: What is ^YourNames monthly premium for ^Yourhisher ^MCPREMA_advhmo plan?

Fills: YourNames

Instructions: If RESPLINE = MEMBNO then fill "your" Else fill ^Name's

Fills: Name

Instructions: Fill: Name

Fills: Yourhisher

Instructions: If RESPLINE = MEMBNO then fill "your"
Elseif SEX[MEMBNO] = 2 then fill "her"
Else fill "his"

Fills: MCPREMA_advhmo

Instructions: If MCCHOICA = 1 then fill "Medicare Advantage"
Else fill "Medicare HMO"

Type: Integer

Length: 7

Min: 1

Max: 999999

- Don't Know
- Refuse
- Empty

- On Input
- On Output

Store Instructions: IF ENTRY = 5-1080, DK, or RF then set MCPR_TCA = EMPTY

Array:

Special Instructions: Display a \$ and comma in the entry field

Skip Instructions: IF ENTRY lt 5 or gt 1080 then goto ERR1_MCPRPTCA

ELSE goto MCPARTDA

Instrument SAS Name: MCPRPTCA

Destination Data Set: EHIM

Check

ERR1_M CPRPTCA
BlkSect12A.BlkMedicare_inv.ERR1_M CPRPTCA

Description: Out of Range Check

Inherited Universe:

Universe: (M CPRPTCA less than 5 or greater than 1080) AND
M CPRPTCA <> DK AND M CPRPTCA <> RF

Universe Description:

Text: * THE AMOUNT ENTERED IS UNUSUALLY HIGH OR LOW

PLEASE VERIFY AND IF CORRECT, ENTER ITEM LEVEL NOTE

Check Instructions: IF suppressed then set M CPR_TCA = A1

Type: Soft

Skip Instructions: Suppress: Goto M CPARTDA

All others, go back to M CPRPTCA

MCPARTDA

Field

BlkSect12A.BlkMedicare_inv.MCPARTDA

Description: Still enrolled in Medicare Part D?

Form Pane Label: Still in Part D

SAS Name: MCPARTDA

Tag Name: MCPARTDA

Inherited Universe:

Universe: MDCRSTLL = 1

Universe Description: Yes, still enrolled in Medicare

Question Text: ^Arels ^YouName ^MCPARTDA_still in Medicare Part D, also known as the Medicare Prescription Drug Plan?

• Enter 'Yes' if the member changed to a different Medicare Part D plan.

Fills: Arels

Instructions: IF RESPLINE = MEMBNO then fill "are"
ELSE fill "is"

Fills: YouName

Instructions: If RESPLINE = MEMBNO then fill "you" Else fill ^Name

Fills: Name

Instructions: Fill: Name

Fills: MCPARTDA_still

Instructions: If I_MCPARTD = 1 then fill "still enrolled"
Else fill "enrolled"

Type: Enumerated

Length: 1

Answer List: TYesNo

Value:	Mnemonic:	Description:
1	Yes	Yes
2	No	No

Don't Know
 Refuse
 Empty

On Input
 On Output

Array:

Skip Instructions: 1: Goto MCPRTDA

2,DK,RF: Goto MDCRSTLL for next person with HIC_STAT = 1
If no other active records then exit Medicare
inventory block and goto next appropriate block

Instrument SAS Name: MCPARTDA

Destination Data Set: EHIM

M CPRPTDA

Field

BlkSect12A.BlkMedicare_inv.M CPRPTDA

Description: What is the monthly premium for Medicare Part D prescription drug plan?

Form Pane Label: Monthly Premium

SAS Name: M CPRPTDA

Tag Name: M CPRPTDA

Inherited Universe:

Universe: M CPARTDA = 1

Universe Description: Yes, still in Medicare Part D

Question Text: What is ^YourNames monthly premium for ^Yourhisher Medicare Part D prescription drug plan?

Fills: YourNames

Instructions: If RESPLINE = MEMBNO then fill "your" Else fill ^Name's

Fills: Name

Instructions: Fill: Name

Fills: Yourhisher

Instructions: If RESPLINE = MEMBNO then fill "your"
Elseif SEX[MEMBNO] = 2 then fill "her"
Else fill "his"

Type: Integer

Length: 7

Min: 1

Max: 999999

- Don't Know
- Refuse
- Empty

- On Input
- On Output

Store Instructions: IF ENTRY = 5-100, DK, or RF then set M CPR_TDA = EMPTY

Array:

Special Instructions: Display a \$ and comma in the entry field

Skip Instructions: IF ENTRY lt 5 or gt 100 then goto ERR1_M CPRPTDA

ELSE goto MDCRSTLL for next person with HIC_STAT = 1
If no other active records then exit Medicare
inventory block and goto next appropriate block

Instrument SAS Name: MCP RPTDA

Destination Data Set: EHIM

ERR1_MCPRPTDA

Check

BlkSect12A.BlkMedicare_inv.ERR1_MCPRPTDA

Description: Out of Range Check

Inherited Universe:

Universe: (MCPRPTDA less than 5 or greater than 100) AND
MCPRPTDA <> DK AND MCPRPTDA <> RF

Universe Description:

Text: * THE AMOUNT ENTERED IS UNUSUALLY HIGH OR LOW

PLEASE VERIFY AND IF CORRECT, ENTER ITEM LEVEL NOTE

Check Instructions: IF suppressed then set MCPR_TDA = A1

Type: Soft

Skip Instructions: Suppress: Goto MDCRSTLL for next person with HIC_STAT = 1
If no other active records then exit Medicare
inventory block and goto next appropriate block

All others, go back to MCPRPTDA

Field

MEMBNO
BlkSect12A.BlkMedicare_inv.MEMBNO

Description: Member line number

Form Pane Label:

SAS Name: MEMBNO

Tag Name:

Inherited Universe:

Universe:

Universe Description:

Question Text:

Type: Integer

Length: 2

Min: 1

Max: 30

- Don't Know
- Refuse
- Empty

- On Input
- On Output

Array:

Special Instructions: Set MEMBNO equal to 8500.MEMBNO

Instrument SAS Name: MEMBNO

M CPR_TCA

Field

BlkSect12A.BlkMedicare_inv.M CPR_TCA

Description: Range edit flag for M CPRPTCA

Form Pane Label:

SAS Name: M CPR_TCA

Tag Name:

Inherited Universe:

Universe:

Universe Description:

Question Text:

Type: String

Length: 2

- Don't Know
- Refuse
- Empty

- On Input
- On Output

Array:

Special Instructions: NOTE: See ERR1_M CPRPTCA for how to set this field

Valid Values: A1 = Range edit failed
(ERR1 check was suppressed)

Blank = Range edit passed

Instrument SAS Name: M CPR_TCA

Destination Data Set: EHIM

Field

M CPR_TDA
BlkSect12A.BlkMedicare_inv.M CPR_TDA

Description: Range edit flag for M CPRPTDA

Form Pane Label:

SAS Name: M CPR_TDA

Tag Name:

Inherited Universe:

Universe:

Universe Description:

Question Text:

Type: String

Length: 2

- Don't Know
- Refuse
- Empty

- On Input
- On Output

Array:

Special Instructions: NOTE: See ERR1_M CPRPTDA for how to set this field

Valid Values: A1 = Range edit failed
(ERR1 check was suppressed)

Blank = Range edit passed

Instrument SAS Name: M CPR_TDA

Destination Data Set: EHIM

MATCHID

Field

BlkSect12A.BlkMedicare_inv.MATCHID

Description: Policy Match ID - Output Only Field

Form Pane Label:

SAS Name:

Tag Name:

Inherited Universe:

Universe:

Universe Description:

Question Text:

Type: Integer

Length: 2

Min: 1

Max: 99

- Don't Know
- Refuse
- Empty

- On Input
- On Output

Store Instructions: Set = 850018.MATCHID

Array:

Special Instructions: Valid Values: 1-99

Instrument SAS Name: MATCHID

Block

BlkMedicaid_Inv
BlkSect12A.BlkMedicaid_Inv

Description: Medicaid/CHIP/IHS inventory block

Tab Name:

Fly Over Name:

Universe Type: If

Inherited Universe:

Universe: 8500.MEDICAID = 1 OR 8500.CHIP = 1 OR 8500.IHS = 1

Universe Description:

Array:

Block Instructions: Section Label: Section 12, Part A - Medicaid, CHIP, and IHS Inventory

MDCDSTLL

Field

BlkSect12A.BlkMedicaid_Inv.MDCDSTLL

Description: Still enrolled in Medicaid?

Form Pane Label: Still Enrolled

SAS Name: MDCDSTLL

Tag Name: MDCDSTLL

Inherited Universe:

Universe: 8500.MEDICAID = 1

Universe Description:

Question Text: ^Areis_CU_C ^YOU_YRCU still covered by Medicaid^MDCDSTfill?

Fills: Areis_CU_C

Instructions: IF NUMHOUSE = 1 then fill "Are"
ELSE fill "Is"

Fills: YOU_YRCU

Instructions: IF NUMHOUSE = 1 then fill "you"
ELSE fill "your household"

Fills: MDCDSTfill

Instructions: IF STATE = AZ then fill "/Arizona Health Care Cost Containment System"
IF STATE = CA then fill "/Medi-Cal"
IF STATE = KY then fill "/KY Health Choices"
IF STATE = ME then fill "/MaineCare"
IF STATE = MA then fill "/MassHealth"
IF STATE = MO then fill "/MO HealthNet"
IF STATE = OK then fill "/SoonerCare"
IF STATE = OR then fill "/OR Health Plan"
IF STATE = TN then fill "/TennCare"
IF STATE = WY then fill "/EqualityCare"
IF STATE = CT, DC, HI, MD, MN, PA, RI or SD then fill "/Medical Assistance"

Type: Enumerated

Length: 1

Answer List: TYesNo

Value:	Mnemonic:	Description:
1	Yes	Yes

2	No	No
---	----	----

- Don't Know
- Refuse
- Empty

- On Input
- On Output

Array:

Skip Instructions: 1: Goto MEDPREMA

2,DK,RF: IF 8500.CHIP = 1 then goto CHIPSTLL
ELSEIF 8500.IHS = 1 then goto IHSSTLL
ELSE exit Medicaid/CHIP/IHS block and goto
next appropriate block

Instrument SAS Name: MDCDSTLL

Destination Data Set: EHHD

MEDPREMA

Field

BlkSect12A.BlkMedicaid_Inv.MEDPREMA

Description: Pay premium for Medicaid plan?

Form Pane Label: Still Medicaid

SAS Name: MEDPREMA

Tag Name: MEDPREMA

Inherited Universe:

Universe: MDCDSTLL = 1

Universe Description:

Question Text: ^MEDPREMA_fill ^YOU_ANYMEM ^MEDPREMA_still a premium for your Medicaid plan?

Fills: MEDPREMA_fill

Instructions: If 8500.MEDPREM = 1 then fill "Do"

Else fill "A health insurance premium is the amount you or a family member pays each month for healthcare coverage. Do"

Fills: YOU_ANYMEM

Instructions: IF NUMHOUSE = 1 then fill "you"

ELSE fill "you or any members of your household"

Fills: MEDPREMA_still

Instructions: If 8500.MEDPREM = 1 then fill "still pay"

Else fill "pay"

Type: Enumerated

Length: 1

Answer List: TYesNo

Value:	Mnemonic:	Description:
1	Yes	Yes
2	No	No

- Don't Know
- Refuse
- Empty

On Input
 On Output

Array:

Skip Instructions: 1: Goto MDCDPRXA

2,DK,RF: IF 8500.CHIP = 1 then goto CHIPSTLL
ELSEIF 8500.IHS = 1 then goto IHSSTLL
ELSE exit Medicaid/CHIP/IHS block and goto
next appropriate block

Instrument SAS Name: MEDPREMA

Destination Data Set: EHHD

MDCDPRXA

Field

BlkSect12A.BlkMedicaid_Inv.MDCDPRXA

Description: What is the monthly premium for this Medicaid plan?

Form Pane Label: Monthly Premium

SAS Name: MDCDPRXA

Tag Name: MDCDPRXA

Inherited Universe:

Universe: MEDPREMA = 1

Universe Description: Yes, still pay a premium for your Medicaid plan

Question Text: What is the monthly premium for this Medicaid plan?

Type: Integer

Length: 7

Min: 1

Max: 999999

Don't Know

Refuse

Empty

On Input

On Output

Store Instructions: IF ENTRY = 1-100, DK, or RF then set MDCD_RXA = EMPTY

Array:

Special Instructions: Display a \$ and comma in the entry field

Skip Instructions: IF ENTRY gt 100 then goto ERR1_MDCDPRXA

ELSEIF 8500.CHIP = 1 then goto CHIPSTLL

ELSEIF 8500.IHS = 1 then goto IHSSTLL

ELSE exit Medicaid/CHIP/IHS block and goto next appropriate block

Instrument SAS Name: MDCDPRXA

Destination Data Set: EHHD

ERR1_MDCDPRXA

Check

BlkSect12A.BlkMedicaid_Inv.ERR1_MDCDPRXA

Description: Out of Range Check

Inherited Universe:

Universe: (MDCDPRXA greater than 100) AND MDCDPRXA <> DK AND
MDCDPRXA <> RF

Universe Description:

Text: * THE AMOUNT ENTERED IS UNUSUALLY HIGH OR LOW

PLEASE VERIFY AND IF CORRECT, ENTER ITEM LEVEL NOTE

Check Instructions: IF suppressed then set MDCD_RXA = A1

Type: Soft

Skip Instructions: Suppress: IF 8500.CHIP = 1 then goto CHIPSTLL
ELSEIF 8500.IHS = 1 then goto IHSSTLL
ELSE exit Medicaid/CHIP/IHS block and goto next
appropriate block

All others, go back to MDCDPRXA

Field

CHIPSTLL

BlkSect12A.BlkMedicaid_Inv.CHIPSTLL

Description: Still covered by Children's Health Insurance Program (CHIP)

Form Pane Label: Still CHIP

SAS Name: CHIPSTLL

Tag Name: CHIPSTLL

Inherited Universe:

Universe: 8500.CHIP = 1

Universe Description:

Question Text: ^Areis_CU_C ^YOU_YRCU still covered by the Children's Health Insurance Program (CHIP)^ST_CHIP?

Fills: Areis_CU_C

Instructions: IF NUMHOUSE = 1 then fill "Are"
ELSE fill "Is"

Fills: YOU_YRCU

Instructions: IF NUMHOUSE = 1 then fill "you"
ELSE fill "your household"

Fills: ST_CHIP

Instructions: If state is AL then fill "/ALL Kids program"
If state is AK then fill "/Denali Kidcare"
If state is AZ then fill "/KidsCare Program"
If state is AR then fill "/ARKids First-B"
If state is CA then fill "/Healthy Families Program"
If state is CO then fill "/Child Health Plan Plus (CHP+ program)"
If state is CT then fill "/HUSKY Part B"
If state is DE then fill "/Delaware Healthy Children Program"
If state is FL then fill "/Florida KidCare/MediKids/Healthy Kids/Title XXI
Children's Medical Services Network"
If state is GA then fill "/PeachCare for Kids"
If state is HI then fill "/QUEST Expanded Access (QExA)"
If state is ID then fill "/Access card"
If state is IL then fill "/All Kids"
If state is IA then fill "/Healthy and Well Kids in Iowa (hawk-i) program"
If state is KS then fill "/Healthwave"
If state is KY then fill "/KCHIP (Kentucky Children's Health Insurance
Program)/Family Choices"

If state is LA then fill "/LaCHIP program"
If state is ME then fill "/CubCare"
If state is MD then fill "/Maryland Children's Health Program (MCHP)"
If state is MI then fill "/MICHild program"
If state is MO then fill "/MO HealthNet for Kids/Healthy Children and Youth"
If state is NE then fill "/Kids Connection program"
If state is NV then fill "/Nevada Check Up Program"
If state is NH then fill "/Children's Medicaid"
If state is NM then fill "/SALUD!/Medical Assistance"
If state is NY then fill "/Child Health Plus (CHPlus) program"
If state is NC then fill "/North Carolina Health Choice for Children (NCHC)"
If state is ND then fill "/Healthy Steps program"
If state is OR then fill "/Healthy KidsConnect"
If state is SC then fill "/Partners for Healthy Children/SC Healthy Connection Kids"
If state is SD then fill "/Children's Health Insurance Program"
If state is TN then fill "/CoverKids program"
If state is TX then fill "/CHIP Prenatal"
If state is VT then fill "/Dr. Dynasaur"
If state is VA then fill "/Title XXI Waiver"
If state is WA then fill "/Premium-Based Apple for Kids"
If state is WV then fill "/WVCHIP"
If state is WI then fill "/Katie Beckett"
If state is WY then fill "/KidCare CHIP program"
ELSE leave blank

Type: Enumerated
Length: 1

Answer List: TYesNo

Value:	Mnemonic:	Description:
1	Yes	Yes
2	No	No

- Don't Know
- Refuse
- Empty

- On Input
- On Output

Array:

Skip Instructions: 1: Goto CHIPRMA

2.DK.RF: IF 8500.IHS = 1 then goto IHSSTLL

ELSE exit Medicaid/CHIP/IHS block and goto
next appropriate block

Instrument SAS Name: CHIPSTLL

Destination Data Set: EHHD

CHIPRMA

Field

BlkSect12A.BlkMedicaid_Inv.CHIPRMA

Description: Pay premium for Medicaid plan?

Form Pane Label: Pay Premium CHIP

SAS Name: CHIPRMA

Tag Name: CHIPRMA

Inherited Universe:

Universe: CHIPSTLL = 1

Universe Description: Yes, still covered by the Children's Health Insurance Program

Question Text: ^CHIPRMA_fill ^YOU_ANYMEM ^CHIPRMA_still a premium for your CHIP^ST_CHIP plan?

Fills: CHIPRMA_fill

Instructions: If 8500.STRFPRM1 = 1 then fill "Do"
Else fill "A health insurance premium is the amount you or a family member pays each month for healthcare coverage. Do"

Fills: YOU_ANYMEM

Instructions: IF NUMHOUSE = 1 then fill "you"
ELSE fill "you or any members of your household"

Fills: CHIPRMA_still

Instructions: If 8500.STRFPRM1 = 1 then fill "still pay"
Else fill "pay"

Fills: ST_CHIP

Instructions: If state is AL then fill "/ALL Kids program"
If state is AK then fill "/Denali Kidcare"
If state is AZ then fill "/KidsCare Program"
If state is AR then fill "/ARKids First-B"
If state is CA then fill "/Healthy Families Program"
If state is CO then fill "/Child Health Plan Plus (CHP+ program)"
If state is CT then fill "/HUSKY Part B"
If state is DE then fill "/Delaware Healthy Children Program"
If state is FL then fill "/Florida KidCare/MediKids/Healthy Kids/Title XXI Children's Medical Services Network"
If state is GA then fill "/PeachCare for Kids"
If state is HI then fill "/QUEST Expanded Access (QExA)"
If state is ID then fill "/Access card"

If state is IL then fill "/All Kids"
 If state is IA then fill "/Healthy and Well Kids in Iowa (hawk-i) program"
 If state is KS then fill "/Healthwave"
 If state is KY then fill "/KCHIP (Kentucky Children's Health Insurance Program)/Family Choices"
 If state is LA then fill "/LaCHIP program"
 If state is ME then fill "/CubCare"
 If state is MD then fill "/Maryland Children's Health Program (MCHP)"
 If state is MI then fill "/MIChild program"
 If state is MO then fill "/MO HealthNet for Kids/Healthy Children and Youth"
 If state is NE then fill "/Kids Connection program"
 If state is NV then fill "/Nevada Check Up Program"
 If state is NH then fill "/Children's Medicaid"
 If state is NM then fill "/SALUD!/Medical Assistance"
 If state is NY then fill "/Child Health Plus (CHPlus) program"
 If state is NC then fill "/North Carolina Health Choice for Children (NCHC)"
 If state is ND then fill "/Healthy Steps program"
 If state is OR then fill "/Healthy KidsConnect"
 If state is SC then fill "/Partners for Healthy Children/SC Healthy Connection Kids"
 If state is SD then fill "/Children's Health Insurance Program"
 If state is TN then fill "/CoverKids program"
 If state is TX then fill "/CHIP Prenatal"
 If state is VT then fill "/Dr. Dynasaur"
 If state is VA then fill "/Title XXI Waiver"
 If state is WA then fill "/Premium-Based Apple for Kids"
 If state is WV then fill "/WVCHIP"
 If state is WI then fill "/Katie Beckett"
 If state is WY then fill "/KidCare CHIP program"
 ELSE leave blank

Type: Enumerated

Length: 1

Answer List: TYesNo

Value:	Mnemonic:	Description:
1	Yes	Yes
2	No	No

- Don't Know
- Refuse
- Empty

- On Input
- On Output

Array:

Skip Instructions: 1: Goto CHIPPRXA

2,DK,RF: IF 8500.IHS = 1 then goto IHSSTLL
ELSE exit Medicaid/CHIP/IHS block and goto
next appropriate block

Instrument SAS Name: CHIPRMA

Destination Data Set: EHHD

Field

CHIPPRXA

BlkSect12A.BlkMedicaid_Inv.CHIPPRXA

Description: What is the monthly premium for this CHIP plan?

Form Pane Label: Monthly Premium

SAS Name: CHIPPRXA

Tag Name: CHIPPRXA

Inherited Universe:

Universe: CHIPRMA = 1

Universe Description: Yes, still pay a premium for your CHIP

Question Text: What is the monthly premium for this CHIP^ST_CHIP plan?

Fills: ST_CHIP

Instructions: If state is AL then fill "/ALL Kids program"

If state is AK then fill "/Denali Kidcare"

If state is AZ then fill "/KidsCare Program"

If state is AR then fill "/ARKids First-B"

If state is CA then fill "/Healthy Families Program"

If state is CO then fill "/Child Health Plan Plus (CHP+ program)"

If state is CT then fill "/HUSKY Part B"

If state is DE then fill "/Delaware Healthy Children Program"

If state is FL then fill "/Florida KidCare/MediKids/Healthy Kids/Title XXI
Children's Medical Services Network"

If state is GA then fill "/PeachCare for Kids"

If state is HI then fill "/QUEST Expanded Access (QExA)"

If state is ID then fill "/Access card"

If state is IL then fill "/All Kids"

If state is IA then fill "/Healthy and Well Kids in Iowa (hawk-i) program"

If state is KS then fill "/Healthwave"

If state is KY then fill "/KCHIP (Kentucky Children's Health Insurance
Program)/Family Choices"

If state is LA then fill "/LaCHIP program"

If state is ME then fill "/CubCare"

If state is MD then fill "/Maryland Children's Health Program (MCHP)"

If state is MI then fill "/MIChild program"

If state is MO then fill "/MO HealthNet for Kids/Healthy Children and Youth"

If state is NE then fill "/Kids Connection program"

If state is NV then fill "/Nevada Check Up Program"

If state is NH then fill "/Children's Medicaid"

If state is NM then fill "/SALUD!/Medical Assistance"

If state is NY then fill "/Child Health Plus (CHPlus) program"

If state is NC then fill "/North Carolina Health Choice for Children (NCHC)"
If state is ND then fill "/Healthy Steps program"
If state is OR then fill "/Healthy KidsConnect"
If state is SC then fill "/Partners for Healthy Children/SC Healthy Connection Kids"
If state is SD then fill "/Children's Health Insurance Program"
If state is TN then fill "/CoverKids program"
If state is TX then fill "/CHIP Prenatal"
If state is VT then fill "/Dr. Dynasaur"
If state is VA then fill "/Title XXI Waiver"
If state is WA then fill "/Premium-Based Apple for Kids"
If state is WV then fill "/WVCHIP"
If state is WI then fill "/Katie Beckett"
If state is WY then fill "/KidCare CHIP program"
ELSE leave blank

Type: Integer
Length: 7

Min: 1
Max: 999999

Don't Know
 Refuse
 Empty

On Input
 On Output

Store Instructions: IF ENTRY = 1-100, DK, or RF then set CHIP_RXA = EMPTY

Array:

Special Instructions: Display a \$ and comma in the entry field

Skip Instructions: IF ENTRY gt 100 then goto ERR1_CHIPPRXA

ELSEIF 8500.IHS = 1 then goto IHSSTLL

ELSE exit Medicaid/CHIP/IHS block and goto next appropriate block

Instrument SAS Name: CHIPPRXA

Destination Data Set: EHHD

Check

ERR1_CHIPPRXA
BlkSect12A.BlkMedicaid_Inv.ERR1_CHIPPRXA

Description: Out of Range Check

Inherited Universe:

Universe: (CHIPPRXA greater than 100) AND CHIPPRXA <> DK AND
CHIPPRXA <> RF

Universe Description:

Text: * THE AMOUNT ENTERED IS UNUSUALLY HIGH OR LOW

PLEASE VERIFY AND IF CORRECT, ENTER ITEM LEVEL NOTE

Check Instructions: IF suppressed then set CHIP_RXA = A1

Type: Soft

Skip Instructions: Suppress: IF 8500.IHS = 1 then goto IHSSTLL
ELSE exit Medicaid/CHIP/IHS block and goto next appropriate block

All others, go back to CHIPPRXA

IHSSTLL

Field

BlkSect12A.BlkMedicaid_Inv.IHSSTLL

Description: Still covered by Indian Health Service (IHS)?

Form Pane Label: Still IHS

SAS Name: IHSSTLL

Tag Name: IHSSTLL

Inherited Universe:

Universe: 8500.IHS = 1

Universe Description:

Question Text: ^Areis_CU_C ^YOU_YRCU still covered by the Indian Health Service (IHS)?

Fills: Areis_CU_C

Instructions: IF NUMHOUSE = 1 then fill "Are"
ELSE fill "Is"

Fills: YOU_YRCU

Instructions: IF NUMHOUSE = 1 then fill "you"
ELSE fill "your household"

Type: Enumerated

Length: 1

Answer List: TYesNo

Value:	Mnemonic:	Description:
1	Yes	Yes
2	No	No

- Don't Know
- Refuse
- Empty

- On Input
- On Output

Array:

Skip Instructions: Exit Medicaid/CHIP/IHS block and goto next appropriate block

Instrument SAS Name: IHSSTLL

Destination Data Set: EHHD

MDCD_RXA

Field

BlkSect12A.BlkMedicaid_Inv.MDCD_RXA

Description: Range edit flag for MDCDPRXA

Form Pane Label:

SAS Name: MDCD_RXA

Tag Name:

Inherited Universe:

Universe:

Universe Description:

Question Text:

Type: String

Length: 2

- Don't Know
- Refuse
- Empty

- On Input
- On Output

Array:

Special Instructions: NOTE: See ERR1_MDCDPRXA for how to set this field

Valid Values: A1 = Range edit failed
(ERR1 check was suppressed)

Blank = Range edit passed

Instrument SAS Name: MDCD_RXA

Destination Data Set: EHHD

Field

CHIP_RXA
BlkSect12A.BlkMedicaid_Inv.CHIP_RXA

Description: Range edit flag for CHIPPRXA

Form Pane Label:

SAS Name: CHIP_RXA

Tag Name:

Inherited Universe:

Universe:

Universe Description:

Question Text:

Type: String

Length: 2

- Don't Know
- Refuse
- Empty

- On Input
- On Output

Array:

Special Instructions: NOTE: See ERR1_CHIPPRXA for how to set this field

Valid Values: A1 = Range edit failed
(ERR1 check was suppressed)

Blank = Range edit passed

Instrument SAS Name: CHIP_RXA

Destination Data Set: EHHD

BlkInv_Private

Block

BlkSect12A.BlkInv_Private

Description: Private insurance inventory

Tab Name:

Fly Over Name:

Universe Type: If

Inherited Universe:

Universe: At least one policy on the SCIF with 8500.IHB_STAT = 1

Universe Description: At least on active policy on the SCIF

Array:

Block Instructions: 1. Max number of grid lines: 48

2. Section Label: Section 12, Part A - Private Insurance Inventory

3. In the prechart, gray out any previously discontinued plans (8500.HIP_STAT = 3).

4. Build an inventory table.

The first 4 columns should be pre-filled with data from the SCIF.

8500.HHIPDLIB (policy number)

8500.PLMGD (type of insurance)

8500.HINSCMP (insurance company name)

5. In the table, gray previously discontinued policies (8500.HIP_STAT is 3)

6. See inventory prototype for guidance on how to create the inventory chart.

Field

HHIPDLIB
BlkSect12A.BlkInv_Private.HHIPDLIB

Description: Policy number (SHOW ONLY)

Form Pane Label: Policy #

SAS Name:

Tag Name:

Inherited Universe:

Universe:

Universe Description:

Question Text: ** SHOW VARIABLE **

Type: String

Length: 2

- Don't Know
- Refuse
- Empty

- On Input
- On Output

Array:

Special Instructions: NOTE: Policy Line number for 8500 policies

Valid Values: 1-99

Destination Data Set: EHIP

PLNMGD

Field

BlkSect12A.BlkInv_Private.PLNMGD

Description: Type of insurance company (SHOW ONLY)

Form Pane Label: Type

SAS Name:

Tag Name:

Inherited Universe:

Universe:

Universe Description:

Question Text: ** SHOW Variable **

Type: String

Length: 15

- Don't Know
- Refuse
- Empty

- On Input
- On Output

Array:

Special Instructions: NOTE: Insurance Type from 8500 policies
IF 8500.PLNMGD = 1 then display "HMO/IPA"
IF 8500.PLNMGD = 2 then display "PPO/Fee-for-Ser"

Field

HINSCMP

BlkSect12A.BlkInv_Private.HINSCMP

Description: Name of the insurance company (SHOW ONLY)

Form Pane Label: Ins. Company

SAS Name:

Tag Name:

Inherited Universe:

Universe:

Universe Description:

Question Text: ** SHOW Variable **

Type: String

Length: 30

- Don't Know
- Refuse
- Empty

- On Input
- On Output

Array:

Special Instructions: NOTE: Insurance Company for 8500 policies

HHISTILL

Field

BlkSect12A.BlkInv_Private.HHISTILL

Description: Do you still have...?

Form Pane Label: Still Have

SAS Name: HHISTILL

Tag Name: HHISTILL

Inherited Universe:

Universe: (S14A_INTRO = 1) AND (8500.HIP_STAT = 1 for this record)

Universe Description: This is an "active" policy

Question Text: ^DoDoes_C ^YOU_YRCU still have your ^PLNMGD_fill from ^8500HINSCMP?

[Policy](#) | [Insurance](#) | [Insurance](#) | [Payroll](#) | [Time](#) | [Paid](#) | [Paid](#)
<#> | [Type](#) | [Company](#)
[Deduction](#) | [Period](#) | [Payment](#) | [Total](#) | [Non-CU](#)

Fills: DoDoes_C

Instructions: IF NUMHOUSE = 1 then fill "Do"
ELSE fill "Does"

Fills: YOU_YRCU

Instructions: IF NUMHOUSE = 1 then fill "you"
ELSE fill "your household"

Fills: PLNMGD_fill

Instructions: IF 8500.PLNMGD = 1, fill "HMO (or IPA) policy"
IF 8500.PLNMGD = 2, fill "fee for service (or PPO) policy"
ELSE fill "policy"

Fills: 8500HINSCMP

Instructions: Fill entry in 8500.HINSCMP

Type: Enumerated

Length: 1

Answer List: TYesNo

Value:	Mnemonic:	Description:
---------------	------------------	---------------------

1	Yes	Yes
2	No	No

- Don't Know
- Refuse
- Empty

- On Input
- On Output

Array:

Skip Instructions: IF 8500.HHIPRYOU = 2 then goto HHISTILL for the next active policy. If no more active policies, exit block and goto the next appropriate inventory block.

ELSE goto HHIANYPD

Instrument SAS Name: HHISTILL

Destination Data Set: EHIP

HHIANYPD

Field

BlkSect12A.BlkInv_Private.HHIANYPD

Description: Were any payments made on this policy by CU?

Form Pane Label: Payments Made

SAS Name: HHIANYPD

Tag Name: HHIANYPD

Inherited Universe:

Universe: (HHISTILL = 1, 2, DK or RF) AND (8500.HHIPRYOU = 1, DK or RF)

Universe Description:

Question Text: Since the first of ^REF_MONTH, have ^YOU_ANYMEM made any payments on this policy ^Hhianypd_fill?

[Policy](#) | [Insurance](#) | [Insurance](#) | [Payroll](#) | [Time](#) | [Paid](#) | [Paid](#)
<#> | [Type](#) | [Company](#)
[Deduction](#) | [Period](#) | [Payment](#) | [Total](#) | [Non-CU](#)

Fills: REF_MONTH

Instructions: Set REF_MONTH = 3 months before the interview.

Calculated by taking the INTPER from record type 10 to come up with the base month to start from.

Fills: YOU_ANYMEM

Instructions: IF NUMHOUSE = 1 then fill "you"

ELSE fill "you or any members of your household"

Fills: Hhianypd_fill

Instructions: IF 8500.HHIPRDED = 1, fill "including payroll deductions"

ELSE leave blank.

Type: Enumerated

Length: 1

Answer List: TYesNo

Value:	Mnemonic:	Description:
1	Yes	Yes
2	No	No

Don't Know
 Refuse
 Empty

On Input
 On Output

Array:

Special Instructions: IF HHIANYPD = 2, DK or RF then
set HHIP_AMT = EMPTY
set HHIR_GXA = EMPTY

Skip Instructions: 1: IF 8500.HHIRPMPD = 1-9 then goto HHILSTTM
ELSE goto HHIRPMPA

2,DK,RF: Goto HHISTILL for the next active policy. If no
more active policies, exit block and goto the next
appropriate inventory block.

Instrument SAS Name: HHIANYPD

Destination Data Set: EHIP

HHILSTTM

Field

BlkSect12A.BlkInv_Private.HHILSTTM

Description: Payments still made (periodicity)?

Form Pane Label: Verify Periodicity

SAS Name: HHILSTTM

Tag Name: HHILSTTM

Inherited Universe:

Universe: HHIANYPD = 1 and 8500.HHIRPMPD = 1-9

Universe Description:

Question Text: Last time, I recorded that payments are made ^PERIOD_Pli. Is this still correct?

[Policy](#) | [Insurance](#) | [Insurance](#) | [Payroll](#) | [Time](#) | [Paid](#) | [Paid](#)
<#> | [Type](#) | [Company](#)
[Deduction](#) | [Period](#) | [Payment](#) | [Total](#) | [Non-CU](#)

Fills: PERIOD_Pli

Instructions: If 8500.HHIRPMPD = 1, fill "once a week"
Else if 8500.HHIRPMPD = 2, fill "once every 2 weeks"
Else if 8500.HHIRPMPD = 3, fill "twice a month"
Else if 8500.HHIRPMPD = 4, fill "once a month"
Else if 8500.HHIRPMPD = 5, fill "every 2 months"
Else if 8500.HHIRPMPD = 6, fill "every 3 months"
Else if 8500.HHIRPMPD = 7, fill "every 4 months"
Else if 8500.HHIRPMPD = 8, fill "every 6 months"
Else if 8500.HHIRPMPD = 9, fill "once a year"

Type: Enumerated

Length: 1

Answer List: TYesNo

Value:	Mnemonic:	Description:
1	Yes	Yes
2	No	No

- Don't Know
- Refuse

Empty

On Input

On Output

Array:

Skip Instructions: 1: Goto HHIREGXA

2, DK, RF: Goto HHIRPMPA

Instrument SAS Name: HHILSTTM

Destination Data Set: EHIP

HHIRPMPA

Field

BlkSect12A.BlkInv_Private.HHIRPMPA

Description: How often were any payments made on this policy by CU?

Form Pane Label: How Often

SAS Name: HHIRPMPA

Tag Name: HHIRPMPA

Inherited Universe:

Universe: (HHIANYPD = 1 and 8500.HHIRPMPD = 10 or DK or RF or EMPTY) OR
 (HHILSTTM = 2, DK, or RF)

Universe Description:

Question Text: How often are payments made ^Hhianypd_fill?

[Policy](#) | [Insurance](#) | [Insurance](#) | [Payroll](#) | [Time](#) | [Paid](#) | [Paid](#)
<#> | [Type](#) | [Company](#)
[Deduction](#) | [Period](#) | [Payment](#) | [Total](#) | [Non-CU](#)

Fills: Hhianypd_fill

Instructions: IF 8500.HHIPRDED = 1, fill "including payroll deductions"
 ELSE leave blank.

Type: Enumerated

Length: 2

Answer List: TPERIOD

Value:	Mnemonic:	Description:
1	Wkly	Once a week
2	Biwkly	Once every 2 weeks
3	TwcMonth	Twice a month
4	Mnthly	Once a month
5	Months	Every 2 months
6	Qtrly	Quarterly (every 3 months)
7	4Months	Once every 4 months
8	6Months	Twice a year (every 6 months)
9	Yrly	Once a year
10	Other	Other

- Don't Know
- Refuse
- Empty

- On Input
- On Output

Array:

Skip Instructions: 1-9: Goto HHIREGXA

10, DK, RF: Goto HHIPDAMT

Instrument SAS Name: HHIRPMPA

Destination Data Set: EHIP

HHIREGXA

Field

BlkSect12A.BlkInv_Private.HHIREGXA

Description: What was the amount paid on this policy by CU?

Form Pane Label: Amount Paid

SAS Name: HHIREGXA

Tag Name: HHIREGXA

Inherited Universe:

Universe: HHIRPMPA = 1-9 OR HHILSTTM = 1

Universe Description:

Question Text: What is the amount currently paid ^PERIOD2_Pii? ^HHIRPMXB_fill

[Policy](#)|[Insurance](#) |[Insurance](#)|[Payroll](#) |[Time](#) | [Paid](#) |[Paid](#)
<#> |[Type](#) |[Company](#)
[Deduction](#)|[Period](#)|[Payment](#)|[Total](#)|[Non-CU](#)

Fills: PERIOD2_Pii

Instructions: If (HHILSTTM = 1 and 8500.HHIRPMPD = 1) or HHIRPMPA = 1, fill "once a week"
Else if (HHILSTTM = 1 and 8500.HHIRPMPD = 2) or HHIRPMPA = 2, fill "once every 2 weeks"
Else if (HHILSTTM = 1 and 8500.HHIRPMPD = 3) or HHIRPMPA = 3, fill "twice a month"
Else if (HHILSTTM = 1 and 8500.HHIRPMPD = 4) or HHIRPMPA = 4, fill "once a month"
Else if (HHILSTTM = 1 and 8500.HHIRPMPD = 5) or HHIRPMPA = 5, fill "every 2 months"
Else if (HHILSTTM = 1 and 8500.HHIRPMPD = 6) or HHIRPMPA = 6, fill "every 3 months"
Else if (HHILSTTM = 1 and 8500.HHIRPMPD = 7) or HHIRPMPA = 7, fill "every 4 months"
Else if (HHILSTTM = 1 and 8500.HHIRPMPD = 8) or HHIRPMPA = 8, fill "every 6 months"
Else if (HHILSTTM = 1 and 8500.HHIRPMPD = 9) or HHIRPMPA = 9, fill "once a year"

Fills: HHIRPMXB_fill

Instructions: If HSAHRA = 1 then fill "Do not include deposits into an HSA or other accounts used to pay for medical expenses."
Else leave blank

Type: Integer
Length: 7

Min: 1
Max: 999999

Don't Know
 Refuse
 Empty

On Input
 On Output

Store Instructions: IF ERR1 passed or ENTRY = DK, or RF then set HHIR_GXA = EMPTY

Array:

Special Instructions: Display a \$ and comma in the entry field

Skip Instructions: If $[(\text{HHILSTTM} = 1 \text{ and } 8500.\text{HHIRPMPD} = 1) \text{ or } \text{HHIRPMPA} = 1]$
and HHIREGXA greater than 410] OR
 $[(\text{HHILSTTM} = 1 \text{ and } 8500.\text{HHIRPMPD} = 2) \text{ or } \text{HHIRPMPA} = 2]$ and
HHIREGXA greater than 432] OR
 $[(\text{HHILSTTM} = 1 \text{ and } 8500.\text{HHIRPMPD} = 3) \text{ or } \text{HHIRPMPA} = 3]$ and
HHIREGXA greater than 596] OR
 $[(\text{HHILSTTM} = 1 \text{ and } 8500.\text{HHIRPMPD} = 4) \text{ or } \text{HHIRPMPA} = 4]$ and
HHIREGXA greater than 1084] OR
 $[(\text{HHILSTTM} = 1 \text{ and } 8500.\text{HHIRPMPD} = 5) \text{ or } \text{HHIRPMPA} = 5]$
and HHIREGXA greater than 1084] OR
 $[(\text{HHILSTTM} = 1 \text{ and } 8500.\text{HHIRPMPD} = 6) \text{ or } \text{HHIRPMPA} = 6]$ and
HHIREGXA greater than 3544] OR
 $[(\text{HHILSTTM} = 1 \text{ and } 8500.\text{HHIRPMPD} = 7) \text{ or } \text{HHIRPMPA} = 7]$ and
HHIREGXA greater than 3544] OR
 $[(\text{HHILSTTM} = 1 \text{ and } 8500.\text{HHIRPMPD} = 8) \text{ or } \text{HHIRPMPA} = 8]$ and
HHIREGXA greater than 3544] OR
 $[(\text{HHILSTTM} = 1 \text{ and } 8500.\text{HHIRPMPD} = 9) \text{ or } \text{HHIRPMPA} = 9]$ and
HHIREGXA greater than 12000]] then goto ERR1_HHIREGXA

ELSE goto HHISTILL for the next active policy. If no more
active policies, exit block and goto the next
appropriate inventory block.

Instrument SAS Name: HHIREGXA

Destination Data Set: EHIP

ERR1_HHIREGXA

Check

BlkSect12A.BlkInv_Private.ERR1_HHIREGXA

Description: Out of Range Check

Inherited Universe:

Universe: HHIREGXA <> DK AND HHIREGXA <> RF AND
[[(HHILSTTM = 1 and 8500.HHIRPMPD = 1) or HHIRPMPA = 1]] and
HHIREGXA greater than 410] OR
[(HHILSTTM = 1 and 8500.HHIRPMPD = 2) or HHIRPMPA = 2]] and
HHIREGXA greater than 432] OR
[(HHILSTTM = 1 and 8500.HHIRPMPD = 3) or HHIRPMPA = 3]] and
HHIREGXA greater than 596] OR
[(HHILSTTM = 1 and 8500.HHIRPMPD = 4) or HHIRPMPA = 4]] and
HHIREGXA greater than 1084] OR
[(HHILSTTM = 1 and 8500.HHIRPMPD = 5) or HHIRPMPA = 5]] and
HHIREGXA greater than 1084] OR
[(HHILSTTM = 1 and 8500.HHIRPMPD = 6) or HHIRPMPA = 6]] and
HHIREGXA greater than 3544] OR
[(HHILSTTM = 1 and 8500.HHIRPMPD = 7) or HHIRPMPA = 7]] and
HHIREGXA greater than 3544] OR
[(HHILSTTM = 1 and 8500.HHIRPMPD = 8) or HHIRPMPA = 8]] and
HHIREGXA greater than 3544] OR
[(HHILSTTM = 1 and 8500.HHIRPMPD = 9) or HHIRPMPA = 9]] and
HHIREGXA greater than 12000]

Universe Description:

Text: ♦ THE VALUE ENTERED IS UNUSUALLY HIGH OR LOW

PLEASE VERIFY AND IF CORRECT, ENTER ITEM LEVEL NOTE

Check Instructions: IF suppressed then set HHIR_GXA = A1

Type: Soft

Skip Instructions: Suppress: Goto HHISTILL for the next active policy. If no more active policies, exit block and goto the next appropriate inventory block.

All others, go back to HHIREGXA

Field

HHIPDAMT

BlkSect12A.BlkInv_Private.HHIPDAMT

Description: Total amount paid by CU members for this policy?

Form Pane Label: Total Paid \$

SAS Name: HHIPDAMT

Tag Name: HHIPDAMT

Inherited Universe:

Universe: HHIRPMPA = 10, DK or RF

Universe Description: Yes, payments have been made on this policy during the reference period

Question Text: How much was paid since the first of ^REF_MONTH not including this month?
^HHIRPMXB_fill

[Policy](#) | [Insurance](#) | [Insurance](#) | [Payroll](#) | [Time](#) | [Paid](#) | [Paid](#)
<#> | [Type](#) | [Company](#)
[Deduction](#) | [Period](#) | [Payment](#) | [Total](#) | [Non-CU](#)

Fills: REF_MONTH

Instructions: Set REF_MONTH = 3 months before the interview.

Calculated by taking the INTPER from record type 10 to come up with the base month to start from.

Fills: HHIRPMXB_fill

Instructions: If HSAHRA = 1 then fill "Do not include deposits into an HSA or other accounts used to pay for medical expenses."

Else leave blank

Type: Integer

Length: 6

Min: 1

Max: 99999

Don't Know
 Refuse
 Empty

On Input
 On Output

Store Instructions: IF ENTRY = 0-864, DK, or RF then set HHIP_AMT = EMPTY

Array:

Special Instructions: Display a \$ and comma in the entry field

Skip Instructions: 1-99999: IF HHIPDAMT greater than 864 then goto
ERR1_HHIPDAMT

ELSE goto HHISTILL for the next active policy. If no
more active policies, exit block and goto
the next appropriate inventory block.

DK,RF: Goto HHISTILL for the next active policy. If no
more active policies, exit block and goto the next
appropriate inventory block.

Instrument SAS Name: HHIPDAMT

Destination Data Set: EHIP

Check

ERR1_HHIPDAMT
BlkSect12A.BlkInv_Private.ERR1_HHIPDAMT

Description: Out of Range Check

Inherited Universe:

Universe: (HHIPDAMT greater than 864) AND HHIPDAMT <> DK
AND HHIPDAMT <> RF

Universe Description:

Text: * THE VALUE ENTERED IS UNUSUALLY HIGH OR LOW

PLEASE VERIFY AND IF CORRECT, ENTER ITEM LEVEL NOTE

Check Instructions: IF suppressed then set HHIP_AMT = A1

Type: Soft

Skip Instructions: Suppress: Goto HHISTILL for the next active policy. If no more active policies, exit block and goto the next appropriate inventory block.

All others, go back to HHIPDAMT

HHIR_GXA

Field

BlkSect12A.BlkInv_Private.HHIR_GXA

Description: Range edit flag for HHIREGXA

Form Pane Label:

SAS Name: HHIR_GXA

Tag Name:

Inherited Universe:

Universe:

Universe Description:

Question Text:

Type: String

Length: 2

- Don't Know
- Refuse
- Empty

- On Input
- On Output

Array:

Special Instructions: NOTE: See ERR1_HHIREGXA for how to set this field

Valid Values: A1 = Range edit failed
(ERR1 check was suppressed)

Blank = Range edit passed

Instrument SAS Name: HHIR_GXA

Destination Data Set: EHIP

Field

HHIP_AMT
BlkSect12A.BlkInv_Private.HHIP_AMT

Description: Range edit flag for HHIPDAMT

Form Pane Label:

SAS Name: HHIP_AMT

Tag Name:

Inherited Universe:

Universe:

Universe Description:

Question Text:

Type: String

Length: 2

- Don't Know
- Refuse
- Empty

- On Input
- On Output

Array:

Special Instructions: NOTE: See ERR1_HHIPDAMT for how to set this field

Valid Values: A1 = Range edit failed
(ERR1 check was suppressed)

Blank = Range edit passed

Instrument SAS Name: HHIP_AMT

Destination Data Set: EHIP

MATCHID

Field

BlkSect12A.BlkInv_Private.MATCHID

Description: Policy Match ID - Output Only Field

Form Pane Label:

SAS Name:

Tag Name:

Inherited Universe:

Universe:

Universe Description:

Question Text:

Type: Integer

Length: 2

Min: 1

Max: 99

- Don't Know
- Refuse
- Empty

- On Input
- On Output

Store Instructions: Set = 850020.MATCHID

Array:

Special Instructions: Valid Values: 1-99

Instrument SAS Name: MATCHID

Block

BlkSingleServ_Inv
BlkSect12A.BlkSingleServ_Inv

Description: Single service insurance - Inventory

Tab Name:

Fly Over Name:

Universe Type: While

Inherited Universe:

Universe: At least one policy on the SCIF with I_HIS_STAT = 1

Universe Description: At least on active policy on the SCIF

Array:

Block Instructions: 1. Max number of grid lines: 48

2. Section Label: Section 12, Part A - Single Service Inventory

3. Date from the input file is stored into "I_" variables.

4. In the prechart, gray out any previously discontinued policies (I_HIS_STAT = 3).

5. Build an inventory table
The first 3 columns should be pre-filled with data from the SCIF.

I_SSPDLIB (policy number)

I_SSTYPE description(type of insurance)

I_SSNSCMP (insurance company name)

6. In the table, gray previously discontinued policies (I_HIS_STAT = 3)

7. See inventory prototype for guidance on how to create the inventory chart.

SSPDLIB

Field

BlkSect12A.BlkSingleServ_Inv.SSPDLIB

Description: Policy number (SHOW ONLY)

Form Pane Label: Policy #

SAS Name:

Tag Name:

Inherited Universe:

Universe:

Universe Description:

Question Text: ** SHOW VARIABLE **

Type: String

Length: 2

Don't Know

Refuse

Empty

On Input

On Output

Store Instructions: Set equal to I_SSPDLIB

Array:

Special Instructions: NOTE: Policy Line number for 8500 policies

Valid Values: 1-99

Instrument SAS Name: SSPDLIB

Destination Data Set: EHIS

Field

SSNSDESC
BlkSect12A.BlkSingleServ_Inv.SSNSDESC

Description: Insurance Description (SHOW ONLY)

Form Pane Label: Description

SAS Name:

Tag Name:

Inherited Universe:

Universe:

Universe Description:

Question Text: ** SHOW Variable **

Type: String

Length: 15

- Don't Know
- Refuse
- Empty

- On Input
- On Output

Store Instructions: If I_SSTYPE = 1 then display "Dental care"
If I_SSTYPE = 2 then display "Long-term care"
If I_SSTYPE = 3 then display "Prescriptions"
If I_SSTYPE = 4 then display "Vision care"
If I_SSTYPE = 5 then display "Other"

Array:

Special Instructions: NOTE: Policy description for 8500 SSTYPE

SSNSCMP

Field

BlkSect12A.BlkSingleServ_Inv.SSNSCMP

Description: Name of the insurance company (SHOW ONLY)

Form Pane Label: Ins. Company

SAS Name:

Tag Name:

Inherited Universe:

Universe:

Universe Description:

Question Text: ** SHOW Variable **

Type: String

Length: 30

- Don't Know
- Refuse
- Empty

- On Input
- On Output

Array:

Special Instructions: NOTE: Insurance Company for 8500 policies

Field

SSSTILL
BlkSect12A.BlkSingleServ_Inv.SSSTILL

Description: Do you still have...?

Form Pane Label: Still Have

SAS Name: SSSTILL

Tag Name: SSSTILL

Inherited Universe:

Universe: I_HIS_STAT = 1 for this record

Universe Description: This is an "active" policy from the SCIF

Question Text: ^DoDoes_C ^YOU_YRCU still have your ^SSSTILL_Fill policy from ^8500SSNSCMP?

[Policy](#) | [Insurance](#) | [Insurance](#) | [Payroll](#) | [Time](#) | [Paid](#) | [Paid](#)
<#> | [Type](#) | [Company](#)
[Deduction](#) | [Period](#) | [Payment](#) | [Total](#) | [Non-CU](#)

Fills: DoDoes_C

Instructions: IF NUMHOUSE = 1 then fill "Do"
ELSE fill "Does"

Fills: YOU_YRCU

Instructions: IF NUMHOUSE = 1 then fill "you"
ELSE fill "your household"

Fills: SSSTILL_Fill

Instructions: IF I_SSTYPE = 1 then fill "dental care"
IF I_SSTYPE = 2 then fill "long-term care"
IF I_SSTYPE = 3 then fill "prescription"
IF I_SSTYPE = 4 then fill "vision care"
IF I_SSTYPE = 5 then fill "other"

Fills: 8500SSNSCMP

Instructions: Fill entry in 8500.SSNSCMP

Type: Enumerated

Length: 1

Answer List: TYesNo

Value:	Mnemonic:	Description:
1	Yes	Yes
2	No	No

- Don't Know
- Refuse
- Empty

- On Input
- On Output

Array:

Skip Instructions: IF 8500.SSPRYOU = 2 then
 goto SSSTILL for the next active policy
 If no more active policies, exit block and goto next
 appropriate inventory block.
ELSE goto SSANYPD

Instrument SAS Name: SSSTILL

Destination Data Set: EHIS

Field

SSANYPD

BlkSect12A.BlkSingleServ_Inv.SSANYPD

Description: Were any payments made on this policy by CU?

Form Pane Label: Payments Made

SAS Name: SSANYPD

Tag Name: SSANYPD

Inherited Universe:

Universe: (SSSTILL = 1, 2, DK or RF) AND (I_SSPRYOU = 1, DK or RF)

Universe Description:

Question Text: Since the first of ^REF_MONTH, have ^YOU_ANYMEM made any payments on this policy^SSanypd_fill

[Policy](#) | [Insurance](#) | [Insurance](#) | [Payroll](#) | [Time](#) | [Paid](#) | [Paid](#)
<#> | [Type](#) | [Company](#)
[Deduction](#) | [Period](#) | [Payment](#) | [Total](#) | [Non-CU](#)

Fills: REF_MONTH

Instructions: Set REF_MONTH = 3 months before the interview.
 Calculated by taking the INTPER from record type 10 to come up with the base month to start from.

Fills: YOU_ANYMEM

Instructions: IF NUMHOUSE = 1 then fill "you"
 ELSE fill "you or any members of your household"

Fills: SSanypd_fill

Instructions: IF I_SSPRDED = 1 then fill " including payroll deductions?"
 ELSE fill "?"

Type: Enumerated

Length: 1

Answer List: TYesNo

Value:	Mnemonic:	Description:
1	Yes	Yes
2	No	No

Don't Know
 Refuse
 Empty

On Input
 On Output

Array:

Skip Instructions: 1: IF I_SSRPMPD = 1-9 then goto SSLSTTM
ELSE goto SSRPMPA

2,DK,RF: Goto SSSTILL for the next active policy
If no more active policies, exit block and
goto next appropriate inventory block.

Instrument SAS Name: SSANYPD

Destination Data Set: EHIS

Field

SSLSTTM

BlkSect12A.BlkSingleServ_Inv.SSLSTTM

Description: Payments still made (periodicity)?

Form Pane Label: Verify Period

SAS Name: SSLSTTM

Tag Name: SSLSTTM

Inherited Universe:

Universe: SSANYPD = 1 and I_SSRPMPD = 1-9

Universe Description:

Question Text: Last time, I recorded that payments are made ^PERIOD_SSi. Is this still correct?

[Policy|Insurance |Insurance|Payroll |Time |](#) [Paid |Paid](#)
[#_____|Type_____| Company](#)
[|Deduction|Period|Payment|Total|Non-CU](#)

Fills: PERIOD_SSi

Instructions: If I_SSRPMPD = 1, fill "once a week"

Else if I_SSRPMPD = 2, fill "once every 2 weeks"

Else if I_SSRPMPD = 3, fill "twice a month"

Else if I_SSRPMPD = 4, fill "once a month"

Else if I_SSRPMPD = 5, fill "every 2 months"

Else if I_SSRPMPD = 6, fill "every 3 months"

Else if I_SSRPMPD = 7, fill "every 4 months"

Else if I_SSRPMPD = 8, fill "every 6 months"

Else if I_SSRPMPD = 9, fill "once a year"

Type: Enumerated

Length: 1

Answer List: TYesNo

Value:	Mnemonic:	Description:
1	Yes	Yes
2	No	No

- Don't Know
- Refuse

Empty

On Input

On Output

Array:

Skip Instructions: 1: Goto SSREGXA

2,DK,RF: Goto SSRPMPA

Instrument SAS Name: SSLSTTM

Destination Data Set: EHIS

Field

SSRPMPA

BlkSect12A.BlkSingleServ_Inv.SSRPMPA

Description: How often were any payments made on this policy by CU?

Form Pane Label: How Often

SAS Name: SSRPMPA

Tag Name: SSRPMPA

Inherited Universe:

Universe: (SSANYPD = 1 and I_SSRPMPD = 10 or DK or RF or EMPTY) OR
 (SSLSTTM = 2, DK, or RF)

Universe Description:

Question Text: How often are payments made^SSanypd_fill

[Policy](#) | [Insurance](#) | [Insurance](#) | [Payroll](#) | [Time](#) | [Paid](#) | [Paid](#)
<#> | [Type](#) | [Company](#)
[Deduction](#) | [Period](#) | [Payment](#) | [Total](#) | [Non-CU](#)

Fills: SSanypd_fill

Instructions: IF I_SSPRDED = 1 then fill " including payroll deductions?"
 ELSE fill "?"

Type: Enumerated

Length: 2

Answer List: TPERIOD

Value:	Mnemonic:	Description:
1	Wkly	Once a week
2	Biwkly	Once every 2 weeks
3	TwcMonth	Twice a month
4	Mnthly	Once a month
5	Months	Every 2 months
6	Qtrly	Quarterly (every 3 months)
7	4Months	Once every 4 months
8	6Months	Twice a year (every 6 months)
9	Yrly	Once a year
10	Other	Other

Don't Know
 Refuse
 Empty

On Input
 On Output

Array:

Skip Instructions: 1-9: Goto SSREGXA

10,DK,RF: Goto SSPDAMT

Instrument SAS Name: SSRPMPA

Destination Data Set: EHIS

Field

SSREGXA

BlkSect12A.BlkSingleServ_Inv.SSREGXA

Description: What was the amount paid on this policy by CU?

Form Pane Label: Amount Paid

SAS Name: SSREGXA

Tag Name: SSREGXA

Inherited Universe:

Universe: SSRPMPA = 1-9 OR SSLSTTM = 1

Universe Description:

Question Text: What is the amount currently paid ^PERIOD2_SSi?

[Policy](#) | [Insurance](#) | [Insurance](#) | [Payroll](#) | [Time](#) | [Paid](#) | [Paid](#)
<#> | [Type](#) | [Company](#)
[Deduction](#) | [Period](#) | [Payment](#) | [Total](#) | [Non-CU](#)

Fills: PERIOD2_SSi

Instructions: If SSRPMPA = 1, fill "once a week"

Else if SSRPMPA = 2, fill "once every 2 weeks"

Else if SSRPMPA = 3, fill "twice a month"

Else if SSRPMPA = 4, fill "once a month"

Else if SSRPMPA = 5, fill "every 2 months"

Else if SSRPMPA = 6, fill "every 3 months"

Else if SSRPMPA = 7, fill "every 4 months"

Else if SSRPMPA = 8, fill "every 6 months"

Else if SSRPMPA = 9, fill "once a year"

Type: Integer

Length: 7

Min: 1

Max: 999999

Don't Know

Refuse

Empty

On Input

On Output

Store Instructions: IF ENTRY = DK, or RF then set SSREGXA_ = EMPTY
Elseif (I_SSTYPE = 1 and SSREGXA = 5 - 1700) or
(I_SSTYPE = 2 and SSREGXA = 5 - 1882) or
(I_SSTYPE = 3 and SSREGXA = 10 - 1341) or
(I_SSTYPE = 4 and SSREGXA = 5 - 1080) or
(I_SSTYPE = 5 and SSREGXA = 5 - 1080) then
set SSREGXA_ = EMPTY

Array:

Special Instructions: Display a \$ and comma in the entry field

Skip Instructions: If ((I_SSTYPE = 1 and SSREGXA lt 5 or gt 1700) or
(I_SSTYPE = 2 and SSREGXA lt 5 or gt 1882) or
(I_SSTYPE = 3 and SSREGXA lt 10 or gt 1341) or
(I_SSTYPE = 4 and SSREGXA lt 5 or gt 1080) or
(I_SSTYPE = 5 and SSREGXA lt 5 or gt 1080)) and
(SSREGXA ne DK or RF)
then goto ERR1_SSREGXA

Else goto SSSTILL for the next active policy
If no more active policies, exit block and goto next
appropriate inventory block.

Instrument SAS Name: SSREGXA

Destination Data Set: EHIS

Check

ERR1_SSREGXA

BlkSect12A.BlkSingleServ_Inv.ERR1_SSREGXA

Description: Out of Range Check

Inherited Universe:

Universe: ((I_SSTYPE = 1 and SSREGXA lt 5 or gt 1700) or
(I_SSTYPE = 2 and SSREGXA lt 5 or gt 1882) or
(I_SSTYPE = 3 and SSREGXA lt 10 or gt 1341) or
(I_SSTYPE = 4 and SSREGXA lt 10 or gt 1341) or
(I_SSTYPE = 5 and SSREGXA lt 5 or gt 1080)) and
(SSREGXA <> DK and SSRECXA <> RF)

Universe Description:

Text: * THE AMOUNT ENTERED IS UNUSUALLY HIGH OR LOW

PLEASE VERIFY AND IF CORRECT, ENTER ITEM LEVEL NOTE

Check Instructions: IF suppressed then set SSREGXA_ = A1

Type: Soft

Skip Instructions: Suppress: Goto SSSTILL for the next active policy
If no more active policies, exit block and
goto next appropriate inventory block.

All others, go back to SSREGXA

SSPDAMT

Field

BlkSect12A.BlkSingleServ_Inv.SSPDAMT

Description: Total amount paid by CU members for this policy?

Form Pane Label: Total Paid \$

SAS Name: SSPDAMT

Tag Name: SSPDAMT

Inherited Universe:

Universe: SSRPMPA = 10, DK or RF

Universe Description: Yes, payments have been made on this policy during the reference period

Question Text: How much was paid since the first of ^REF_MONTH not including this month?

[Policy|Insurance |Insurance|Payroll |Time |](#) [Paid |Paid](#)
[#_____|Type_____| Company](#)
[|Deduction|Period|Payment|Total|Non-CU](#)

Fills: REF_MONTH

Instructions: Set REF_MONTH = 3 months before the interview.

Calculated by taking the INTPER from record type 10 to come up with the base month to start from.

Type: Integer

Length: 6

Min: 1

Max: 99999

Don't Know

Refuse

Empty

On Input

On Output

Store Instructions: IF ENTRY = DK, or RF then set SSPDAMT_ = EMPTY

Elseif (I_SSTYPE = 2 and SSPDAMT = 0-1491)

OR I_SSTYPE <> 2 and SSPDAMT = 0-133) then

set SSPDAMT_ = EMPTY

Array:

Special Instructions: Display a \$ and comma in the entry field

Skip Instructions: 1-99999: IF (I_SSTYPE = 2 and SSPDAMT greater than 1491)
OR (I_SSTYPE <> 2 and SSPDAMT greater than 133)
then goto ERR1_SSPDAMT

ELSE goto SSSTILL for the next active policy
If no more active policies, exit block and
goto next appropriate inventory block.

DK,RF: Goto SSSTILL for the next active policy
If no more active policies, exit block and goto next
appropriate inventory block.

Instrument SAS Name: SSPDAMT

Destination Data Set: EHIS

ERR1_SSPDAMT

Check

BlkSect12A.BlkSingleServ_Inv.ERR1_SSPDAMT

Description: Out of Range Check

Inherited Universe:

Universe: [(I_SSTYPE = 2 and SSPDAMT greater than 1491) or
(I_SSTYPE <> 2 and SSPDAMT greater than 133)] AND
SSPDAMT <> DK AND SSPDAMT <> RF

Universe Description:

Text: ♦ THE VALUE ENTERED IS UNUSUALLY HIGH OR LOW

PLEASE VERIFY AND IF CORRECT, ENTER ITEM LEVEL NOTE

Check Instructions: IF suppressed then set SSPDAMT_ = A1

Type: Soft

Skip Instructions: Suppress: Goto SSSTILL for the next active policy
If no more active policies, exit block and
goto next appropriate inventory block.

All others, go back to SSPDAMT

Field

SSREGXA_
BlkSect12A.BlkSingleServ_Inv.SSREGXA_

Description: Range edit flag for SSREGXA

Form Pane Label:

SAS Name: SSREGXA_

Tag Name:

Inherited Universe:

Universe:

Universe Description:

Question Text:

Type: String

Length: 2

- Don't Know
- Refuse
- Empty

- On Input
- On Output

Array:

Special Instructions: NOTE: See ERR1_SSREGXA for how to set this field

Valid Values: A1 = Range edit failed
(ERR1 check was suppressed)

Blank = Range edit passed

Instrument SAS Name: SSREGXA_

Destination Data Set: EHIS

SSPDAMT_

Field

BlkSect12A.BlkSingleServ_Inv.SSPDAMT_

Description: Range edit flag for SSPDAMT**Form Pane Label:****SAS Name:** SSPDAMT_**Tag Name:****Inherited Universe:****Universe:****Universe Description:****Question Text:****Type:** String**Length:** 2 Don't Know Refuse Empty On Input On Output**Array:** **Special Instructions:** NOTE: See ERR1_SSPDAMT for how to set this fieldValid Values: A1 = Range edit failed
(ERR1 check was suppressed)

Blank = Range edit passed

Instrument SAS Name: SSPDAMT_**Destination Data Set:** EHIS

Field

MATCHID

BlkSect12A.BlkSingleServ_Inv.MATCHID

Description: Policy Match ID - Output Only Field

Form Pane Label:

SAS Name:

Tag Name:

Inherited Universe:

Universe:

Universe Description:

Question Text:

Type: Integer

Length: 2

Min: 1

Max: 99

- Don't Know
- Refuse
- Empty

- On Input
- On Output

Store Instructions: Set = 850020.MATCHID

Array:

Special Instructions: Valid Values: 1-99

BlkMilitary_Inv
BlkSect12A.BlkMilitary_Inv

Block

Description: Military inventory block

Tab Name:

Fly Over Name:

Universe Type: lf

Inherited Universe:

Universe: 8500.MILITARY = 1

Universe Description:

Array:

Block Instructions: Section Label: Section 12, Part A - Military Insurance
Inventory

Field

MILOTSTL
BlkSect12A.BlkMilitary_Inv.MILOTSTL

Description: Still covered by other military coverage?

Form Pane Label: Still Oth Mil

SAS Name: MILOTSTL

Tag Name: MILOTSTL

Inherited Universe:

Universe: 8500.MILOTHR = 1

Universe Description:

Question Text: ^Areis_CU_C ^YOU_YRCU still covered by ^MILSPCOT_fill_Inv?

Fills: Areis_CU_C

Instructions: IF NUMHOUSE = 1 then fill "Are"
ELSE fill "Is"

Fills: YOU_YRCU

Instructions: IF NUMHOUSE = 1 then fill "you"
ELSE fill "your household"

Fills: MILSPCOT_fill_Inv

Instructions: IF 8500.MILSPCOT ne DK or RF or EMPTY then fill Entry in 8500.MILSPCOT
ELSE fill "your other military coverage"

Type: Enumerated

Length: 1

Answer List: TYesNo

Value:	Mnemonic:	Description:
1	Yes	Yes
2	No	No

- Don't Know
- Refuse
- Empty

- On Input
- On Output

Array:

Skip Instructions: IF 8500.VACHAMP = 1 then goto MILVASTL

ELSEIF 8500.TRICARE = 1 then goto TRICRSTL

ELSE exit military inventory block and goto Part B

Instrument SAS Name: MILOTSTL

Destination Data Set: EHMT

Field

MILVASTL
BlkSect12A.BlkMilitary_Inv.MILVASTL

Description: Still covered by VA, CHAMPVA?

Form Pane Label: Still VA/CHAMP

SAS Name: MILVASTL

Tag Name: MILVASTL

Inherited Universe:

Universe: 8500.VACHAMP = 1

Universe Description:

Question Text: ^Areis_CU_C ^YOU_YRCU still covered by ^VCDesc_fill?

Fills: Areis_CU_C

Instructions: IF NUMHOUSE = 1 then fill "Are"
ELSE fill "Is"

Fills: YOU_YRCU

Instructions: IF NUMHOUSE = 1 then fill "you"
ELSE fill "your household"

Fills: VCDesc_fill

Instructions: Fill enry in 8500.VCDesc

Type: Enumerated

Length: 1

Answer List: TYesNo

Value:	Mnemonic:	Description:
1	Yes	Yes
2	No	No

- Don't Know
- Refuse
- Empty

- On Input
- On Output

Array:

Skip Instructions: IF 8500.TRICARE = 1 then goto TRICRSTL

ELSE exit military inventory block and goto Part B

Instrument SAS Name: MILVASTL

Destination Data Set: EHMT

Field

TRICRSTL
BlkSect12A.BlkMilitary_Inv.TRICRSTL

Description: Still covered by Tricare?

Form Pane Label: Still Tricare

SAS Name: TRICRSTL

Tag Name: TRICRSTL

Inherited Universe:

Universe: 8500.TRICARE = 1

Universe Description:

Question Text: ^Areis_CU_C ^YOU_YRCU still covered by ^TRICARE_fill_Inv?

Fills: Areis_CU_C

Instructions: IF NUMHOUSE = 1 then fill "Are"
ELSE fill "Is"

Fills: YOU_YRCU

Instructions: IF NUMHOUSE = 1 then fill "you"
ELSE fill "your household"

Fills: TRICARE_fill_Inv

Instructions: IF 8500.MILMAN = 1 then fill "TRICARE Prime"
ELSEIF 8500.MILMAN = 2 then fill "TRICARE Select"
ELSEIF 8500.MILMAN = 3 then fill "TRICARE for Life"
ELSEIF 8500.MILMAN = DK or RF then fill "TRICARE"
ELSE fill entry in 8500.MILMANOT

Type: Enumerated

Length: 1

Answer List: TYesNo

Value:	Mnemonic:	Description:
1	Yes	Yes
2	No	No

- Don't Know
- Refuse
- Empty

On Input
 On Output

Array:

Skip Instructions: 1: IF 8500.MILMAN = 3 then exit military inventory block
and goto Part B
ELSE goto TRIANYPD

2,DK,RF: Exit military inventory block and goto Part B

Instrument SAS Name: TRICRSTL

Destination Data Set: EHMT

Field

TRIANYPD
BlkSect12A.BlkMilitary_Inv.TRIANYPD

Description: Were any payments made for TRICARE by CU?

Form Pane Label: Payments Made

SAS Name: TRIANYPD

Tag Name: TRIANYPD

Inherited Universe:

Universe: (TRICRSTL = 1) AND (8500.MILMAN = 1,2,4, DK or RF)

Universe Description: Yes, still covered by Tricare other than TRICARE for Life

Question Text: Since the first of ^REF_MONTH, have ^YOU_ANYMEM made any payments for Tricare including payroll deductions?

Fills: REF_MONTH

Instructions: Set REF_MONTH = 3 months before the interview.

Calculated by taking the INTPER from record type 10 to come up with the base month to start from.

Fills: YOU_ANYMEM

Instructions: IF NUMHOUSE = 1 then fill "you"

ELSE fill "you or any members of your household"

Type: Enumerated

Length: 1

Answer List: TYesNo

Value:	Mnemonic:	Description:
1	Yes	Yes
2	No	No

- Don't Know
- Refuse
- Empty

- On Input
- On Output

Array:

Skip Instructions: 1: IF 8500.TRIRPMPD = 1-9 then goto TRILSTTM
ELSE goto TRIRPMPA

2,DK,RF: Exit military inventory block and goto Part B

Instrument SAS Name: TRIANYPD

Destination Data Set: EHMT

Field

TRILSTTM
BlkSect12A.BlkMilitary_Inv.TRILSTTM

Description: Payments still made (periodicity)?

Form Pane Label: Payments Made

SAS Name: TRILSTTM

Tag Name: TRILSTTM

Inherited Universe:

Universe: TRIANYPD = 1 and 8500.TRIRPMPD = 1-9

Universe Description:

Question Text: Last time, I recorded that payments are made ^PERIOD_Tri_Inv. Is this still correct?

Fills: PERIOD_Tri_Inv

Instructions: If 8500.TRIRPMPD = 1, fill "once a week"
Else if 8500.TRIRPMPD = 2, fill "once every 2 weeks"
Else if 8500.TRIRPMPD = 3, fill "twice a month"
Else if 8500.TRIRPMPD = 4, fill "once a month"
Else if 8500.TRIRPMPD = 5, fill "every 2 months"
Else if 8500.TRIRPMPD = 6, fill "every 3 months"
Else if 8500.TRIRPMPD = 7, fill "every 4 months"
Else if 8500.TRIRPMPD = 8, fill "every 6 months"
Else if 8500.TRIRPMPD = 9, fill "once a year"

Type: Enumerated

Length: 1

Answer List: TYesNo

Value:	Mnemonic:	Description:
1	Yes	Yes
2	No	No

- Don't Know
- Refuse
- Empty

- On Input
- On Output

Array:

Skip Instructions: 1: Goto TRIREGXA

2,DK,RF: Goto TRIRPMPA

Instrument SAS Name: TRILSTTM

Destination Data Set: EHMT

Field

TRIRPMPA
BlkSect12A.BlkMilitary_Inv.TRIRPMPA

Description: How often are payments made including payroll deductions

Form Pane Label: How Often

SAS Name: TRIRPMPA

Tag Name: TRIRPMPA

Inherited Universe:

Universe: (TRIANYPD = 1 and 8500.TRIRPMPD = 10 or DK or RF or EMPTY) OR
(TRILSTTM = 2, DK, or RF)

Universe Description:

Question Text: How often are payments made including any payroll deductions?

Type: Enumerated

Length: 2

Answer List: TPERIOD

Value:	Mnemonic:	Description:
1	Wkly	Once a week
2	Biwkly	Once every 2 weeks
3	TwcMonth	Twice a month
4	Mnthly	Once a month
5	Months	Every 2 months
6	Qtrly	Quarterly (every 3 months)
7	4Months	Once every 4 months
8	6Months	Twice a year (every 6 months)
9	Yrly	Once a year
10	Other	Other

- Don't Know
- Refuse
- Empty

- On Input
- On Output

Array:

Skip Instructions: 1-9: Goto TRIREGXA

10, DK, RF: Goto TRIPDAMT

Instrument SAS Name: TRIRPMPA

Destination Data Set: EHMT

Field

TRIREGXA

BlkSect12A.BlkMilitary_Inv.TRIREGXA

Description: What was the amount paid on this policy by CU?

Form Pane Label: Amount Paid

SAS Name: TRIREGXA

Tag Name: TRIREGXA

Inherited Universe:

Universe: TRIRPMPA = 1-9 OR TRILSTTM = 1

Universe Description:

Question Text: What is the amount currently paid ^PERIOD2_Tri_Inv?

Fills: PERIOD2_Tri_Inv

Instructions: If (TRILSTTM = 1 and 8500.TRIRPMPD = 1) or TRIRPMPA = 1, fill "once a week"

Else if (TRILSTTM = 1 and 8500.TRIRPMPD = 2) or TRIRPMPA = 2, fill "once every 2 weeks"

Else if (TRILSTTM = 1 and 8500.TRIRPMPD = 3) or TRIRPMPA = 3, fill "twice a month"

Else if (TRILSTTM = 1 and 8500.TRIRPMPD = 4) or TRIRPMPA = 4, fill "once a month"

Else if (TRILSTTM = 1 and 8500.TRIRPMPD = 5) or TRIRPMPA = 5, fill "every 2 months"

Else if (TRILSTTM = 1 and 8500.TRIRPMPD = 6) or TRIRPMPA = 6, fill "every 3 months"

Else if (TRILSTTM = 1 and 8500.TRIRPMPD = 7) or TRIRPMPA = 7, fill "every 4 months"

Else if (TRILSTTM = 1 and 8500.TRIRPMPD = 8) or TRIRPMPA = 8, fill "every 6 months"

Else if (TRILSTTM = 1 and 8500.TRIRPMPD = 9) or TRIRPMPA = 9, fill "once a year"

Type: Integer

Length: 7

Min: 1

Max: 999999

Don't Know

Refuse

Empty

- On Input
 On Output

Store Instructions: IF ENTRY in range, DK, or RF then set TRIR_GXA = EMPTY

Array:

Special Instructions: Display a \$ and comma in the entry field

Skip Instructions: IF ([(TRILSTTM = 1 and 8500.TRIRPMPD = 1) or TRIRPMPA = 1] and TRIREGXA greater than 125) OR
([(TRILSTTM = 1 and 8500.TRIRPMPD = 2) or TRIRPMPA = 2] and TRIREGXA greater than 220) OR
([(TRILSTTM = 1 and 8500.TRIRPMPD = 3) or TRIRPMPA = 3] and TRIREGXA greater than 60) OR
([(TRILSTTM = 1 and (8500.TRIRPMPD = 4, 5, 6, 7 or 8)) or (TRIRPMPA = 4, 5, 6, 7, or 8)] and TRIREGXA greater than 758) OR
([(TRILSTTM = 1 and 8500.TRIRPMPD = 9) or TRIRPMPA = 9] and TRIREGXA greater than 1200)] then goto TRIREGXA

ELSE exit military inventory block and goto Part B

Instrument SAS Name: TRIREGXA

Destination Data Set: EHMT

Check

ERR1_TRIREGXA
BlkSect12A.BlkMilitary_Inv.ERR1_TRIREGXA

Description: Out of Range Check

Inherited Universe:

Universe: TRIREGXA <> DK AND TRIREGXA <> RF AND
[[[(TRILSTTM = 1 and 8500.TRIRPMPD = 1) or TRIRPMPA = 1] and
TRIREGXA greater than 125) or

([(TRILSTTM = 1 and 8500.TRIRPMPD = 2) or TRIRPMPA = 2] and
TRIREGXA greater than 220) or

([(TRILSTTM = 1 and 8500.TRIRPMPD = 3) or TRIRPMPA = 3] and
TRIREGXA greater than 60) or

([(TRILSTTM = 1 and (8500.TRIRPMPD = 4, 5, 6, 7 or 8)) or
(TRIRPMPA = 4, 5, 6, 7, or 8)] and
TRIREGXA greater than 758) or

([(TRILSTTM = 1 and 8500.TRIRPMPD = 9) or TRIRPMPA = 9] and
TRIREGXA greater than 1200)]

Universe Description:

Text: ♦ THE AMOUNT ENTERED IS UNUSUALLY HIGH OR LOW

PLEASE VERIFY AND IF CORRECT, ENTER ITEM LEVEL NOTE

Check Instructions: IF suppressed then set TRIR_GXA = A1

Type: Soft

Skip Instructions: Suppress: Exit military inventory block and goto Part B

All others, go back to TRIREGXA

TRIPDAMT

Field

BlkSect12A.BlkMilitary_Inv.TRIPDAMT

Description: Total amount paid by CU members for Tricare?

Form Pane Label: Total Paid \$

SAS Name: TRIPDAMT

Tag Name: TRIPDAMT

Inherited Universe:

Universe: TRIRPMPA = 10, DK or RF

Universe Description: Other, Don't Know or Rrefused selected for how often are payments made

Question Text: How much was paid since the first of ^REF_MONTH not including this month?

Fills: REF_MONTH

Instructions: Set REF_MONTH = 3 months before the interview.

Calculated by taking the INTPER from record type 10 to come up with the base month to start from.

Type: Integer

Length: 6

Min: 0

Max: 99999

Don't Know

Refuse

Empty

On Input

On Output

Store Instructions: IF ENTRY = 0-758, DK, or RF then set TRIP_AMT

Array:

Special Instructions: Display a \$ and comma in the entry field

Skip Instructions: IF ENTRY greater than 758 then goto ERR1_TRIPDAMT

ELSE exit military inventory block and goto Part B

Instrument SAS Name: TRIPDAMT

Destination Data Set: EHMT

ERR1_TRIPDAMT

Check

BlkSect12A.BlkMilitary_Inv.ERR1_TRIPDAMT

Description: Out of Range Check

Inherited Universe:

Universe: (TRIPDAMT greater than 758) AND TRIPDAMT <> DK
AND TRIPDAMT <> RF

Universe Description:

Text: * THE VALUE ENTERED IS UNUSUALLY HIGH OR LOW

PLEASE VERIFY AND IF CORRECT, ENTER ITEM LEVEL NOTE

Check Instructions: IF suppressed then set TRIP_AMT = A1

Type: Soft

Skip Instructions: Suppress: Exit military inventory block and goto Part B

All others, go back to TRIPDAMT

Field

TRIR_GXA
BlkSect12A.BlkMilitary_Inv.TRIR_GXA

Description: Range edit flag for TRIREGXA

Form Pane Label:

SAS Name: TRIR_GXA

Tag Name:

Inherited Universe:

Universe:

Universe Description:

Question Text:

Type: String

Length: 2

- Don't Know
- Refuse
- Empty

- On Input
- On Output

Array:

Special Instructions: NOTE: See ERR1_TRIREGXA for how to set this field

Valid Values: A1 = Range edit failed
(ERR1 check was suppressed)

Blank = Range edit passed

Instrument SAS Name: TRIR_GXA

Destination Data Set: EHMT

TRIP_AMT

Field

BlkSect12A.BlkMilitary_Inv.TRIP_AMT

Description: Range edit flag for TRIPDAMT

Form Pane Label:

SAS Name: TRIP_AMT

Tag Name:

Inherited Universe:

Universe:

Universe Description:

Question Text:

Type: String

Length: 2

- Don't Know
- Refuse
- Empty

- On Input
- On Output

Array:

Special Instructions: NOTE: See ERR1_TRIPDAMT for how to set this field

Valid Values: A1 = Range edit failed
(ERR1 check was suppressed)

Blank = Range edit passed

Instrument SAS Name: TRIP_AMT

Destination Data Set: EHMT

Block

BlkSect12B
BlkSect12B

Description: New policies section

Tab Name:

Fly Over Name:

Universe Type: If

Inherited Universe:

Universe:

Universe Description: All interviews

Array:

Block Instructions: Section Label: Section 12, Part B - Health Insurance (Screening Questions)

Create the following variables:

AnyInv = Set equal to the number of section 12 active 8500 records.

NumMCareInv = Set equal to the number of active medicare 8500 records.

NumPers65 - Set equal to the number of household members who have AGE = 65 or greater.

NumSSInv - Set equal to the number of active single service 8500 records

FHICOV

Field

BlkSect12B.FHICOV

Description: Are you covered by any kind of health insurance?

Form Pane Label: Health Insurance

SAS Name: FHICOV

Tag Name: FHICOV

Inherited Universe:

Universe: All interviews

Universe Description:

Question Text: ^FHICOV_Fill

Fills: FHICOV_Fill

Instructions: If AnyInv greater than or equal to 1 then fill "Other than the health care coverage we have already reviewed, are ^YOU_ANYMEM covered by any additional kinds of health insurance or health care plans? Include policies paid for someone outside your household."

ELSE fill "Are ^YOU_ANYMEM covered by any kind of health insurance or some other kind of health care plan? Include policies paid for someone outside your household."

Fills: YOU_ANYMEM

Instructions: IF NUMHOUSE = 1 then fill "you"
ELSE fill "you or any members of your household"

Type: Enumerated

Length: 1

Answer List: TYesNo

Value:	Mnemonic:	Description:
1	Yes	Yes
2	No	No

- Don't Know
- Refuse
- Empty

- On Input
- On Output

Array:

Skip Instructions: 1, DK, RF: Goto HIKIND

2: IF NumPers65 ge 1 AND NumMCareInv = 0 then goto MCAREPRB
ELSEIF AnyInv = 0 then goto MCAIDPRB
ELSE goto Screener_END

Instrument SAS Name: FHICOV

Destination Data Set: EHHS

HIKIND

Field

BlkSect12B.HIKIND

Description: What kind of health insurance do you have?

Form Pane Label: Health Ins Type

SAS Name: HIKIND

Tag Name: HIKIND

Inherited Universe:

Universe: FHICOV = 1, DK or RF

Universe Description:

Help Screen: H_S12

Question Text: 34 ? [F1]

What ^HIKIND_other of health insurance or health care coverage ^DoDoes ^YOU_YRCU have or pay for? INCLUDE those that pay for only one type of service (nursing home care, vision care, or dental care). EXCLUDE private plans that only provide extra cash while hospitalized.

- [Read each item on list](#)
- [Enter all that apply, separate with commas](#)

Fills: HIKIND_other

Instructions: IF AnyInv = 0 then fill "kind"
ELSE fill "other kind"

Fills: DoDoes

Instructions: IF NUMHOUSE = 1 then fill "do"
ELSE fill "does"

Fills: YOU_YRCU

Instructions: IF NUMHOUSE = 1 then fill "you"
ELSE fill "your household"

Type: Set

Max Number of Values: 8

Length: 2

Answer List: THIKIND

Value:	Mnemonic:	Description:
--------	-----------	--------------

1	Private	Private health insurance, including employer and healthcare exchange plans?
2	Medicare	^HIKINDOpt2_Fill
3	Medicare_sup	Medicare Supplemental Insurance (Medi-Gap)?
4	Medicaid	^HIKINDOpt4_Fill
5	SCHIP	^HIKINDOpt5_Fill
6	Military	^HIKINDOpt6_Fill
7	IHS	^HIKINDOpt7_Fill
8	Singleserv	Single service plan (e.g., dental, vision, long-term care)?
9	None	No coverage of any type

- Don't Know
- Refuse
- Empty

- On Input
- On Output

Array:

Special Instructions: Answer list options 1-8 should be in bold black.
Answer list option 9 should be regular black.

Skip Instructions: DK,RF: IF NumPers65 ge 1 AND NumMCareInv = 0 then
goto MCAREPRB
ELSEIF AnyInv = 0 then goto MCAIDPRB
ELSEIF NumSSInv = 0 then goto SINCOV
ELSE goto Screener_END

1-8: IF (3 selected without 2 AND NumMCareInv = 0 then
goto CK_HIKIND
ELSEIF (NumPers65 ge 1) AND (2 not selected in HIKIND)
AND (NumMCareInv = 0) then goto MCAREPRB
ELSEIF (8 not selected in HIKIND) AND (NumSSInv = 0)
then goto SINCOV
ELSE goto Screener_END

9: IF 1-8 also selected in HIKIND then goto ERR_HIKIND
ELSEIF (NumPers65 ge 1) AND (2 not selected in HIKIND)
AND (NumMCareInv = 0) then goto MCAREPRB
ELSEIF AnyInv = 0 then goto MCAIDPRB
ELSEIF NumSSInv = 0 then goto SINCOV
ELSE goto Screener_END

Instrument SAS Name: HIKIND

Destination Data Set: EHHS

CK_HIKIND
BlkSect12B.CK_HIKIND

Check

Description: Medicare supplement select without anyone having medicare

Inherited Universe:

Universe: (3 selected in HIKIND) AND (2 not selected in HIKIND) AND (NumMCareInv = 0)

Universe Description:

Text: * YOU HAVE SELECTED MEDICARE SUPPLEMENTAL INSURANCE WITHOUT
SELECTING
MEDICARE OR HAVING ANY MEDICARE RECORDS FROM PREVIOUS
INTERVIEW(S).
PLEASE CONFIRM.

Check Instructions:

Type: Soft

Skip Instructions: Go back to HIKIND

Check

ERR_HIKIND
BlkSect12B.ERR_HIKIND

Description: No coverage selected with other insurance coverage

Inherited Universe:

Universe: (9 selected in HIKIND) AND (1-8 selected in HIKIND)

Universe Description:

Text: * "No coverage" cannot be selected with other options

Check Instructions:

Type: Hard

Skip Instructions: Go back to HIKIND

MCAREPRB

Field

BlkSect12B.MCAREPRB

Description: Anyone covered by Medicare?

Form Pane Label: Medicare

SAS Name: MCAREPRB

Tag Name: MCAREPRB

Inherited Universe:

Universe: (NumPers65 greater than or equal to 1) AND (NumMCareInv = 0) AND ((2 not selected in HIKIND and HIKIND = Response, DK or RF) or FHICOV = 2)

Universe Description:

Question Text: ^Areyou_Isanyone covered by Medicare?

Fills: Areyou_Isanyone

Instructions: IF NUMHOUSE = 1 then fill "Are you"
ELSE fill "Is anyone in this household"

Type: Enumerated

Length: 1

Answer List: TYesNo

Value:	Mnemonic:	Description:
1	Yes	Yes
2	No	No

Don't Know

Refuse

Empty

On Input

On Output

Array:

Skip Instructions: IF ((HIKIND = 9, DK, or RF) or FHICOV = 2) AND AnyInv = 0
then goto MCAIDPRB

ELSEIF (8 not selected in HIKIND) AND (HIKIND = RESPONSE, DK
or RF) AND NumSSInv = 0 then goto SINCOV

ELSE goto Screener_End

Instrument SAS Name: MCAREPRB

Destination Data Set: EHHS

MCAIDPRB
BlkSect12B.MCAIDPRB

Field

Description: Anyone covered by Medicaid?

Form Pane Label: Medicaid

SAS Name: MCAIDPRB

Tag Name: MCAIDPRB

Inherited Universe:

Universe: ((HIKIND = DK, RF, or 9) or FHICOV = 2) AND AnyInv = 0

Universe Description:

Question Text: There is a program called Medicaid that pays for health care for persons in need.

^MCAIDPRB_Fill

^Areyou_Isanyone covered by Medicaid?

Fills: MCAIDPRB_Fill

Instructions: IF STATE = AZ then fill "In this state it is also called Arizona Health Care Cost Containment System."

IF STATE = CA then fill "In this state it is also called Medi-Cal."

IF STATE = KY then fill "In this state it is also called KY Health Choices."

IF STATE = ME then fill "In this state it is also called MaineCare."

IF STATE = MA then fill "In this state it is also called MassHealth."

IF STATE = MO then fill "In this state it is also called MO HealthNet."

IF STATE = OK then fill "In this state it is also called SoonerCare."

IF STATE = OR then fill "In this state it is also called OR Health Plan."

IF STATE = TN then fill "In this state it is also called TennCare."

IF STATE = WY then fill "In this state it is also called EqualityCare."

IF STATE = CT, DC, HI, MD, MN, PA, RI or SD then fill " In this state it is also called Medical Assistance."

Fills: Areyou_Isanyone

Instructions: IF NUMHOUSE = 1 then fill "Are you"

ELSE fill "Is anyone in this household"

Type: Enumerated

Length: 1

Answer List: TYesNo

Value:	Mnemonic:	Description:
--------	-----------	--------------

1	Yes	Yes
2	No	No

- Don't Know
- Refuse
- Empty

- On Input
- On Output

Array:

Skip Instructions: IF NumSSInv = 0 AND(8 not selected in HIKIND) AND
(HIKIND = RESPONSE, DK or RF) then goto SINCOV

ELSE goto Screener_END

Instrument SAS Name: MCAIDPRB

Destination Data Set: EHHS

SINCOV

Field

BlkSect12B.SINCOV

Description: Anyone have a separate insurance plan that pays for only one type of service?

Form Pane Label: Single Coverage

SAS Name: SINCOV

Tag Name: SINCOV

Inherited Universe:

Universe: (8 not selected in HIKIND) AND (HIKIND = RESPONSE, DK or RF) AND NumSSInv = 0

Universe Description: Single service plan is not selected in HIKIND AND there are no inventory records for single service plans

Question Text: ^Doyou_Doesanyone have or pay for a separate insurance plan that pays for only one type of service such as dental, vision, or long-term care?

Fills: Doyou_Doesanyone

Instructions: IF HHNUM = 1 then fill "Do you"
ELSE fill "Does anyone in this household"

Type: Enumerated

Length: 1

Answer List: TYesNo

Value:	Mnemonic:	Description:
1	Yes	Yes
2	No	No

- Don't Know
- Refuse
- Empty

- On Input
- On Output

Array:

Skip Instructions: Goto Screener_End

Instrument SAS Name: SINCOV

Destination Data Set: EHHS

Screener_End

Field

BlkSect12B.Screener_End

Description:

Form Pane Label:

SAS Name:

Tag Name:

Inherited Universe:

Universe:

Universe Description:

Question Text: ** Not Displayed **

Type: Classification

Length: 0

- Don't Know
- Refuse
- Empty

- On Input
- On Output

Store Instructions: 1. Set eligibility Flags

```
IF (Medicaid IN HIKIND) OR (MCAIDPRB = Yes) THEN
  set MedicaidFlg := 1
ELSE
  set MedicaidFlg := 0
ENDIF
```

```
IF SCHIP IN HIKIND THEN set CHIPFlg := 1
ELSE set CHIPFlg := 0
ENDIF
```

```
IF IHS IN HIKIND THEN set IHSflg := 1
ELSE set IHSflg := 0
ENDIF
```

```
IF (Medicare IN HIKIND) OR (MCAREPRB = Yes) THEN
  set Medicare_Elig := 1
ENDIF
```

```
IF (Medicaid IN HIKIND) OR (SCHIP IN HIKIND) OR
  (IHS IN HIKIND)) OR (MCAIDPRB = Yes) THEN
  set Medicaid_Elig := 1
ENDIF

IF (SingleServ IN HIKIND) OR (SINCOV = Yes) THEN
  set SS_Elig := 1
ENDIF

IF (Private IN HIKIND) OR (Medicare_Sup IN HIKIND) THEN
  set Private_Elig := 1
ENDIF

IF Military IN HIKIND THEN
  set Military_Elig := 1
ENDIF

2. Set Screen complete flag
IF (FHICOV = No) OR ((FHICOV = Yes OR FHICOV =
  NONRESPONSE) AND HIKIND <> EMPTY) THEN
  set Screener_cmp := 1
ENDIF

IF (((NumPers65 >= 1) AND (NumMCareInv = 0)) AND
  (NOT (Medicare IN HIKIND) OR (FHICOV = No))) AND
  MCAREPRB = EMPTY THEN
  set Screener_cmp := 0
ENDIF

IF (HIKIND = NONRESPONSE OR (None IN HIKIND) OR
  (FHICOV = No)) AND (AnyInv = 0) AND
  MCAIDPRB = EMPTY THEN set Screener_cmp := 0
ENDIF

IF (NOT (SingleServ IN HIKIND)) AND (HIKIND = RESPONSE
  OR HIKIND = NONRESPONSE) AND (NumSSInv = 0)) AND
  SINCOV = EMPTY THEN set Screener_cmp := 0
ENDIF

3. If a part is not eligible then set the part complete flag

IF Screener_cmp = 1 THEN

  IF Medicare_Elig <> 1 THEN set Medicare_cmp := 1
  ENDIF

  IF Medicaid_Elig <> 1 THEN set
    Medicaid_cmp := 1
```

```
CHIP_cmp := 1
IHS_cmp := 1
ELSE
  IF MedicaidFlg <> 1 THEN set Medicaid_cmp := 1
  ENDIF
  IF CHIPFlg <> 1 THEN set CHIP_cmp := 1
  ENDIF
  IF IHSflg <> 1 THEN set IHS_cmp := 1
  ENDIF
ENDIF

IF SS_Elig <> 1 THEN set SS_cmp := 1
ENDIF
IF Private_Elig <> 1 THEN set Private_cmp := 1
ENDIF
IF Military_Elig <> 1 THEN set Military_cmp := 1
ENDIF

ENDIF
```

Array:

Skip Instructions: IF 2 selected in HIKIND OR MCAREPRB = 1 then goto MEDICARE
ELSEIF 4, 5, OR 7 selected in HIKIND OR MCAIDPRB = 1 then
goto BlkMedicaid
ELSEIF 8 selected in HIKIND OR SINCOV = 1 then
goto Tblsingleserv
ELSEIF 1 OR 3 selected in HIKIND goto BlkPrivate
ELSEIF 6 selected in HIKIND goto BlkMilitary
ELSE goto PartB_End

Block

tblMedicare
BlkSect12B.tblMedicare

Description: MEDICARE Question

Tab Name:

Fly Over Name:

Universe Type: If

Inherited Universe:

Universe:

Universe Description:

Array:

Block Instructions:

MEDICARE

Field

BlkSect12B.tblMedicare.MEDICARE

Description: Who is enrolled in Medicare

Form Pane Label: Medicare Who

SAS Name:

Tag Name: MEDICARE

Inherited Universe:

Universe: (2 selected in HIKIND) OR MCAREPRB = 1

Universe Description:

Question Text: Who ^Medicare_else enrolled in Medicare?

✦ Enter line numbers for all that apply, separate with commas.

Fills: Medicare_else

Instructions: If NumMCareInv greater than 0 then fill "else is"
Else fill "is"

Type: Set

Max Number of Values: 30

Length: 2

Answer List: TMedicare

Value:	Mnemonic:	Description:
1	Person 1	Person 1
2	Person 2	Person 2
3	Person 3	Person 3
4	Person 4	Person 4
5	Person 5	Person 5
6	Person 6	Person 6
7	Person 7	Person 7
8	Person 8	Person 8
9	Person 9	Person 9
10	Person 10	Person 10
11	Person 11	Person 11
12	Person 12	Person 12
13	Person 13	Person 13

14	Person 14	Person 14
15	Person 15	Person 15
16	Person 16	Person 16
17	Person 17	Person 17
18	Person 18	Person 18
19	Person 19	Person 19
20	Person 20	Person 20
21	Person 21	Person 21
22	Person 22	Person 22
23	Person 23	Person 23
24	Person 24	Person 24
25	Person 25	Person 25
26	Person 26	Person 26
27	Person 27	Person 27
28	Person 28	Person 28
29	Person 29	Person 29
30	Person 30	Person 30

- Don't Know
- Refuse
- Empty

- On Input
- On Output

Array:

Special Instructions: In the answer list, display all active CU members who do not already have a Medicare inventory record.

NOTE: Active household member = person with HH_MEM = 1
and PERSTAT ne 99 AND ((MEMBSTAT ne 1,3, or 5) OR
(MEMBSTAT = 1 AND PERSTAT = 7) AND FNAME ne empty
AND FNAME ne 999 AND PERCUNUM = CUINDEX

Skip Instructions: Goto TbIMEDICARE

Instrument SAS Name: MEDICARE

Destination Data Set: EHHS

BlkMedicare

Block

BlkSect12B.BlkMedicare

Description: Medicare block - Person Level

Tab Name:

Fly Over Name:

Universe Type: While

Inherited Universe:

Universe: BSect12.BlkPartB.MEDICARE = 1-30

Universe Description: Ask questions for all persons selected in MEDICARE

Array:

Block Instructions: 1. Create a person level table where the row numbers match up with the member number (membno) from BControlCard.Tunit2

2. Section Label: Section 12, Part B - Medicare

Field

MEMBNO
BlkSect12B.BlkMedicare.MEMBNO

Description: Member line number from MEMBNO

Form Pane Label:

SAS Name: MEMBNO

Tag Name:

Inherited Universe:

Universe:

Universe Description:

Question Text:

Type: Integer

Length: 2

Min: 1

Max: 30

- Don't Know
- Refuse
- Empty

- On Input
- On Output

Array:

Special Instructions: Set MEMBNO equal to BControlcard.Tunit2.BPerson.MEMBNO

Instrument SAS Name: MEMBNO

Destination Data Set: EHIM

MEM_NAME

Field

BlkSect12B.BlkMedicare.MEM_NAME

Description: Name - SHOW ONLY Field

Form Pane Label: Name

SAS Name:

Tag Name:

Inherited Universe:

Universe:

Universe Description:

Question Text: ** SHOW ONLY **

Type: String

Length: 30

- Don't Know
- Refuse
- Empty

- On Input
- On Output

Store Instructions: Pre-Fill member NAME in this field

Array:

Field

MCCHOICE

BlkSect12B.BlkMedicare.MCCHOICE

Description: Are you enrolled in Medicare Advantage plan?

Form Pane Label: Mcare Adv

SAS Name: MCCHOICE

Tag Name: MCCHOICE

Inherited Universe:

Universe: MEMBNUM = any entry in MEDICARE

Universe Description:

Question Text: Medicare Advantage is the new name for Medicare Plus Choice plans.
^Arels_C ^YouName enrolled in a Medicare Advantage plan?

Fills: Arels_C

Instructions: IF RESPLINE = MEMBNO then fill "Are"
ELSE fill "Is"

Fills: YouName

Instructions: If RESPLINE = MEMBNO then fill "you" Else fill ^Name

Fills: Name

Instructions: Fill: Name

Type: Enumerated

Length: 1

Answer List: TYesNo

Value:	Mnemonic:	Description:
1	Yes	Yes
2	No	No

Don't Know
 Refuse
 Empty

On Input
 On Output

Array:

Skip Instructions: 1: Goto MCPREM

2, DK, RF: Goto MCHMOPLN

Instrument SAS Name: MCCHOICE

Destination Data Set: EHIM

Field

MCHMOPLN

BlkSect12B.BlkMedicare.MCHMOPLN

Description: Are you under a Medicare managed care arrangement, such as HMO?

Form Pane Label: HMO

SAS Name: MCHMOPLN

Tag Name: MCHMOPLN

Inherited Universe:

Universe: MCCHOICE = 2, DK or RF

Universe Description:

Question Text: ^Arels_C ^YouName under a Medicare managed care arrangement, such as an HMO, that is, a Health Maintenance Organization? (With an HMO, you must generally receive care from HMO doctors, otherwise the expense is not covered unless you were referred by the HMO or there was a medical emergency.)

Fills: Arels_C

Instructions: IF RESPLINE = MEMBNO then fill "Are"
ELSE fill "Is"

Fills: YouName

Instructions: If RESPLINE = MEMBNO then fill "you" Else fill ^Name

Fills: Name

Instructions: Fill: Name

Type: Enumerated

Length: 1

Answer List: TYesNo

Value:	Mnemonic:	Description:
1	Yes	Yes
2	No	No

- Don't Know
- Refuse
- Empty

On Input

On Output

Array:

Skip Instructions: 1: Goto MCPREM

2,DK,RF: Goto MCPARTD

Instrument SAS Name: MCHMOPLN

Destination Data Set: EHIM

Field

MCPREM

BlkSect12B.BlkMedicare.MCPREM

Description: Are you paying a premium for Medicare Advantage/Medicare HMO plan?

Form Pane Label: Prem

SAS Name: MCPREM

Tag Name: MCPREM

Inherited Universe:

Universe: MCCHOICE = 1 OR MCHMOPLN = 1

Universe Description:

Question Text: Besides ^YourNames Medicare Part B payment, ^Arels ^YouName paying a premium for ^Yourhisher ^MCPREM_advhmo plan?

Fills: YourNames

Instructions: If RESPLINE = MEMBNO then fill "your" Else fill ^Name's

Fills: Name

Instructions: Fill: Name

Fills: Arels

Instructions: IF RESPLINE = MEMBNO then fill "are"
ELSE fill "is"

Fills: YouName

Instructions: If RESPLINE = MEMBNO then fill "you" Else fill ^Name

Fills: Name

Instructions: Fill: Name

Fills: Yourhisher

Instructions: If RESPLINE = MEMBNO then fill "your"
Elseif SEX[MEMBNO] = 2 then fill "her"
Else fill "his"

Fills: MCPREM_advhmo

Instructions: If MCCHOICE = 1 then fill "Medicare Advantage"
Else fill "Medicare HMO"

Type: Enumerated

Length: 1

Answer List: TYesNo

Value:	Mnemonic:	Description:
1	Yes	Yes
2	No	No

- Don't Know
- Refuse
- Empty

- On Input
- On Output

Array:

Skip Instructions: 1: Goto MCPRPTCX

2,DK,RF: Goto MCPARTD

Instrument SAS Name: MCPREM

Destination Data Set: EHIM

Field

M CPRPTCX
BlkSect12B.BlkMedicare.M CPRPTCX

Description: What is the monthly premium for Medicare Advantage/Medicare HMO plan?

Form Pane Label: Prem \$

SAS Name: M CPRPTCX

Tag Name: M CPRPTCX

Inherited Universe:

Universe: MCPREM = 1

Universe Description: Yes, paying a premium Medicare Advantage/Medicare HMO plan

Question Text: What is ^YourNames monthly premium for ^Yourhisher ^MCPREM_advhmo plan?

Fills: YourNames

Instructions: If RESPLINE = MEMBNO then fill "your" Else fill ^Name's

Fills: Name

Instructions: Fill: Name

Fills: Yourhisher

Instructions: If RESPLINE = MEMBNO then fill "your"
Elseif SEX[MEMBNO] = 2 then fill "her"
Else fill "his"

Fills: MCPREM_advhmo

Instructions: If MCCHOICE = 1 then fill "Medicare Advantage"
Else fill "Medicare HMO"

Type: Integer

Length: 7

Min: 1

Max: 999999

Don't Know
 Refuse
 Empty

On Input
 On Output

Store Instructions: If entry = 5-1080, DK or RF the set MCPR_TCX = EMPTY

Array:

Special Instructions: Display \$ and comma in the entry field

Skip Instructions: IF entry lt 5 or gt 1080 then goto ERR1_MCPRPTCX

ELSE goto MCPARTD

Instrument SAS Name: MCPRPTCX

Destination Data Set: EHIM

Check

ERR1_MCPRTCX
BlkSect12B.BlkMedicare.ERR1_MCPRTCX

Description: Out of Range Check

Inherited Universe:

Universe: (MCPRTCX less than 5 or greater than 1080) AND
MCPRTCX <> DK AND MCPRTCX <> RF

Universe Description:

Text: * THE AMOUNT ENTERED IS UNUSUALLY HIGH OR LOW

PLEASE VERIFY AND IF CORRECT, ENTER ITEM LEVEL NOTE

Check Instructions: IF suppressed then set MCPRTCX = A1

Type: Soft

Skip Instructions: Suppress: Goto MCPARTD

All others, go back to MCPRTCX

MCPARTD

Field

BlkSect12B.BlkMedicare.MCPARTD

Description: Are you enrolled in Medicare Part D?

Form Pane Label: Part D

SAS Name: MCPARTD

Tag Name: MCPARTD

Inherited Universe:

Universe: MCCHOICE = 1, 2, DK or RF

Universe Description:

Question Text: ^Arels_C ^YouName enrolled in Medicare Part D, also known as the Medicare Prescription Drug Plan?

Fills: Arels_C

Instructions: IF RESPLINE = MEMBNO then fill "Are"
ELSE fill "Is"

Fills: YouName

Instructions: If RESPLINE = MEMBNO then fill "you" Else fill ^Name

Fills: Name

Instructions: Fill: Name

Type: Enumerated

Length: 1

Answer List: TYesNo

Value:	Mnemonic:	Description:
1	Yes	Yes
2	No	No

Don't Know
 Refuse
 Empty

On Input
 On Output

Array:

Skip Instructions: 1: Goto MCPRPTDX

2,DK,RF: Goto End_Person

Instrument SAS Name: MCPARTD

Destination Data Set: EHIM

M CPRPTDX

Field

BlkSect12B.BlkMedicare.M CPRPTDX

Description: What is the monthly premium for Medicare Part D prescription drug plan?

Form Pane Label: Part D \$

SAS Name: M CPRPTDX

Tag Name: M CPRPTDX

Inherited Universe:

Universe: MCPARTD = 1

Universe Description: Yes, enrolled in Medicare Part D

Question Text: What is ^YourNames monthly premium for ^Yourhisher Medicare Part D prescription drug plan?

Fills: YourNames

Instructions: If RESPLINE = MEMBNO then fill "your" Else fill ^Name's

Fills: Name

Instructions: Fill: Name

Fills: Yourhisher

Instructions: If RESPLINE = MEMBNO then fill "your"
Elseif SEX[MEMBNO] = 2 then fill "her"
Else fill "his"

Type: Integer

Length: 7

Min: 1

Max: 999999

- Don't Know
- Refuse
- Empty

- On Input
- On Output

Store Instructions: IF entry = 5-100, DK or RF then set M CPR_TDX = EMPTY

Array:

Special Instructions: Display \$ and comma in the entry field

Skip Instructions: IF entry lt 5 or gt 100 then goto ERR1_M CPRPTDX

ELSE goto End_Person

Instrument SAS Name: M CPRPTDX

Destination Data Set: EHIM

ERR1_MCPRPTDX

Check

BlkSect12B.BlkMedicare.ERR1_MCPRPTDX

Description: Out of Range Check

Inherited Universe:

Universe: (MCPRPTDX less than 5 or greater than 100) AND MCPRPTDX <> DK AND
MCPRPTDX <> RF

Universe Description:

Text: * THE AMOUNT ENTERED IS UNUSUALLY HIGH OR LOW

PLEASE VERIFY AND IF CORRECT, ENTER ITEM LEVEL NOTE

Check Instructions: IF suppressed then set MCPR_TDX = A1

Type: Soft

Skip Instructions: Suppress: Goto End_Person

All others, go back to MCPRPTDX

Field

End_Person
BlkSect12B.BlkMedicare.End_Person

Description: End of person record

Form Pane Label:

SAS Name:

Tag Name:

Inherited Universe:

Universe: (MCPARTD = 2, DK or RF) or (MCPRPTDX = 1-9999999, DK or RF)

Universe Description:

Question Text:

Type: Classification

Length: 0

Don't Know

Refuse

Empty

On Input

On Output

Store Instructions: Set HIC_ORIG = 1 and HIC_STAT = 1

Array:

Skip Instructions: Goto MCCHOICE for the next appropriate person.

If no more persons than exit the medicare block and
goto Medicare_Complete

MATCHID

Field

BlkSect12B.BlkMedicare.MATCHID

Description: Match ID used for matching record in processing

Form Pane Label:

SAS Name:

Tag Name:

Inherited Universe:

Universe:

Universe Description:

Question Text: ** Created in Post Processing **

Type: Integer

Length: 2

Min: 0

Max: 99

- Don't Know
- Refuse
- Empty

- On Input
- On Output

Array:

Instrument SAS Name: MATCHID

Destination Data Set: EHIM

Field

HIC_STAT
BlkSect12B.BlkMedicare.HIC_STAT

Description: Record status

Form Pane Label:

SAS Name: REC_STAT

Tag Name:

Inherited Universe:

Universe:

Universe Description:

Question Text: ** Not Displayed **

Type: String

Length: 1

- Don't Know
- Refuse
- Empty

- On Input
- On Output

Array:

Special Instructions: NOTE: See End_Person for how to set this field

Valid Values: 1 = Active Record
3 = Inactive Record

Instrument SAS Name: HIC_STAT

Destination Data Set: EHIM

HIC_ORIG

Field

BlkSect12B.BlkMedicare.HIC_ORIG

Description: Record origin

Form Pane Label:

SAS Name: REC_ORIG

Tag Name:

Inherited Universe:

Universe:

Universe Description:

Question Text: ** Not Displayed **

Type: String

Length: 1

Don't Know

Refuse

Empty

On Input

On Output

Array:

Special Instructions: NOTE: See End_Person for how to set this field

Valid Values: 1 = Data from current month interview

4 = Inventory data- no updates were made

5 = Inventory data- updates made.

Instrument SAS Name: HIC_ORIG

Destination Data Set: EHIM

Field

M CPR_TCX
BlkSect12B.BlkMedicare.M CPR_TCX

Description: Range edit flag for M CPRPTCX

Form Pane Label:

SAS Name: M CPR_TCX

Tag Name:

Inherited Universe:

Universe:

Universe Description:

Question Text: ** Not Displayed **

Type: String

Length: 2

- Don't Know
- Refuse
- Empty

- On Input
- On Output

Array:

Special Instructions: NOTE: See ERR1_M CPRPTCX for how to set this field

Valid Values: A1 = Range edit failed
(ERR1 check was suppressed)

Blank = Range edit passed

Instrument SAS Name: M CPR_TCX

Destination Data Set: EHIM

MCPR_TDX

Field

BlkSect12B.BlkMedicare.MCPR_TDX

Description: Range edit flag for MCPRPTDX

Form Pane Label:

SAS Name: MCPR_TDX

Tag Name:

Inherited Universe:

Universe:

Universe Description:

Question Text: ** Not Displayed **

Type: String

Length: 2

- Don't Know
- Refuse
- Empty

- On Input
- On Output

Array:

Special Instructions: NOTE: See ERR1_MCPRPTDX for how to set this field

Valid Values: A1 = Range edit failed
(ERR1 check was suppressed)

Blank = Range edit passed

Instrument SAS Name: MCPR_TDX

Destination Data Set: EHIM

Field

MEDICARE
BlkSect12B.BlkMedicare.MEDICARE

Description: Medicare flag - Created in Processing

Form Pane Label:

SAS Name: MEDICARE

Tag Name:

Inherited Universe:

Universe:

Universe Description:

Question Text: ** Created in Processing **

Type: String

Length: 1

- Don't Know
- Refuse
- Empty

- On Input
- On Output

Store Instructions: Values 1 = has medicare
2 = Does not still have medicare
9 = Don't know in MDCRSTLL
8 = Refused in MDCRSTLL

Array:

Instrument SAS Name: MEDICARE

Destination Data Set: EHIM

HIM_oninput

Field

BlkSect12B.BlkMedicare.HIM_oninput

Description: Place record on input flag - Created in Processing

Form Pane Label:

SAS Name:

Tag Name:

Inherited Universe:

Universe:

Universe Description:

Question Text: ** Created in Processing **

Type: Integer

Length: 1

Min: 1

Max: 2

- Don't Know
- Refuse
- Empty

- On Input
- On Output

Array:

Special Instructions: Set in Processing.

Values: 1 = Please record on SCIF

2 = Do not place record on SCIF.

(Medicare is "no")

Instrument SAS Name: HIM_oninput

Destination Data Set: EHIM

Field

Medicare_Complete

BlkSect12B.Medicare_Complete

Description: Medicare Complete Flag

Form Pane Label:

SAS Name:

Tag Name:

Inherited Universe:

Universe:

Universe Description:

Question Text: ** Not Displayed **

Type: Classification

Length: 0

Don't Know

Refuse

Empty

On Input

On Output

Store Instructions: Set Medicare complete flag

```
IF (Sect12BMedicare[Last_Member].MCPARTD = No,DK or RF) OR
(Sect12BMedicare[Last_Member].MCPRPTDX = RESPONSE, DK or
RF) THEN
    set Medicare_Cmp = 1
ELSE
    set Medicare_Cmp = 0
ENDIF
```

Array:

Skip Instructions: IF 4, 5, OR 7 selected in HIKIND OR MCAIDPRB = 1 then

goto BlkMedicaid

ELSEIF 8 selected in HIKIND OR SINCOV = 1 then

goto Tblsingleserv

ELSEIF 1 OR 3 selected in HIKIND goto BlkPrivate

ELSEIF 6 selected in HIKIND goto BlkMilitary

ELSE goto Partb_End

MCHOICE_Flag

Field

BlkSect12B.MCHOICE_Flag

Description: Flag for if any medicare records are medical advantage plans

Form Pane Label:

SAS Name:

Tag Name:

Inherited Universe:

Universe:

Universe Description:

Question Text:

Type: Integer

Length: 1

Min: 1

Max: 0

- Don't Know
- Refuse
- Empty

- On Input
- On Output

Store Instructions: set MCHOICE_Flag = 0

IF there are any records with

BSECT12.BlkSect12B.BlkMedicare.MCCHOICE = 1 OR

BSECT12.BlkSect12A.BlkMedicare_inv.MCCHOICA = 1

then set MCHOICE_Flag = 1

Array:

Field

MCHMOPLN_Flag
BlkSect12B.MCHMOPLN_Flag

Description: Flag for if there are any records with Medicare managed care arrangement

Form Pane Label:

SAS Name:

Tag Name:

Inherited Universe:

Universe:

Universe Description:

Question Text:

Type: Integer

Length: 1

Min: 1

Max: 0

- Don't Know
- Refuse
- Empty

- On Input
- On Output

Store Instructions: MCHMOPLN_Flag = 0

IF there are any records with

BSECT12.BlkSect12B.BlkMedicare.MCHMOPLN = 1 OR

BSECT12.BlkSect12A.BlkMedicare_inv.MCHMOPLA = 1 then

set MCHMOPLN_Flag = 1

Endif

Array:

BlkMedicaid

Block

BlkSect12B.BlkMedicaid

Description: Medicaid/CHIP/IHS Insurance block - asked once per household

Tab Name:

Fly Over Name:

Universe Type: If

Inherited Universe:

Universe: (4, 5, or 7 selected in BSect12.BlkPartB.HIKIND) OR
(BSect12.BlkPartB.MCAIDPRB = 1)

Universe Description:

Array:

Block Instructions: Section Label: Section 12, Part B - Medicaid, CHIP, and IHS

NOTE: The data in this block is combined with Military and sent to BLS under EHHM. (See Block Sect12BLSFinal. Any changes made here also need to be made in Sect12BLSFinal.)

Field

MEDICAID
BlkSect12B.BlkMedicaid.MEDICAID

Description: Are you covered by Medicaid?

Form Pane Label: Medicaid

SAS Name: MEDICAID

Tag Name: MEDICAID

Inherited Universe:

Universe: 4 selected in BSect12.BlkPartB.HIKIND OR BSect12.BlkPartB.MCAIDPRB = 1

Universe Description:

Question Text: Earlier I recorded that ^YOU_YRCU ^Areis_CU covered by Medicaid^MDCDSTfill. Is that correct?

Fills: YOU_YRCU

Instructions: IF NUMHOUSE = 1 then fill "you"
ELSE fill "your household"

Fills: Areis_CU

Instructions: IF NUMHOUSE = 1 then fill "is"
ELSE fill "are"

Fills: MDCDSTfill

Instructions: IF STATE = AZ then fill "/Arizona Health Care Cost Containment System"
IF STATE = CA then fill "/Medi-Cal"
IF STATE = KY then fill "/KY Health Choices"
IF STATE = ME then fill "/MaineCare"
IF STATE = MA then fill "/MassHealth"
IF STATE = MO then fill "/MO HealthNet"
IF STATE = OK then fill "/SoonerCare"
IF STATE = OR then fill "/OR Health Plan"
IF STATE = TN then fill "/TennCare"
IF STATE = WY then fill "/EqualityCare"
IF STATE = CT, DC, HI, MD, MN, PA, RI or SD then fill "/Medical Assistance"

Type: Enumerated

Length: 1

Answer List: TYesNo

Value:	Mnemonic:	Description:
--------	-----------	--------------

1	Yes	Yes
2	No	No

- Don't Know
- Refuse
- Empty

- On Input
- On Output

Array:

Skip Instructions: 1: IF NUMHOUSE = 1 then goto MXCHNG
ELSE goto MDCDCOV

2,DK,RF: Goto Medicaid_Complete

Instrument SAS Name: MEDICAID

Destination Data Set: EHHD

Field

MDCDCOV

BlkSect12B.BlkMedicaid.MDCDCOV

Description: How many members are covered by Medicaid?

Form Pane Label: # Members

SAS Name: MDCDCOV

Tag Name: MDCDCOV

Inherited Universe:

Universe: MEDICAID = 1 AND NUMHOUSE greater than 1

Universe Description:

Question Text: How many members of your household are covered by Medicaid^MDCDSTfill?

Fills: MDCDSTfill

Instructions: IF STATE = AZ then fill "/Arizona Health Care Cost Containment System"

IF STATE = CA then fill "/Medi-Cal"

IF STATE = KY then fill "/KY Health Choices"

IF STATE = ME then fill "/MaineCare"

IF STATE = MA then fill "/MassHealth"

IF STATE = MO then fill "/MO HealthNet"

IF STATE = OK then fill "/SoonerCare"

IF STATE = OR then fill "/OR Health Plan"

IF STATE = TN then fill "/TennCare"

IF STATE = WY then fill "/EqualityCare"

IF STATE = CT, DC, HI, MD, MN, PA, RI or SD then fill "/Medical Assistance"

Type: Integer

Length: 2

Min: 1

Max: 30

- Don't Know
 Refuse
 Empty

- On Input
 On Output

Array:

Skip Instructions: IF MDCDCOV gt number of CU members then goto CK_MDCDCOV

ELSE goto MXCHNG

Instrument SAS Name: MDCDCOV

Destination Data Set: EHHD

Check

CK_MDCDCOV
BlkSect12B.BlkMedicaid.CK_MDCDCOV

Description: # members covered by Medicaid gt total # of members

Inherited Universe:

Universe: MDCDCOV greater than NUMHOUSE

Universe Description: Number of members covered by medicaid is greater than the total number of household members

Text: * [Number cannot exceed number of household members](#)

Check Instructions:

Type: Hard

Skip Instructions: Go back to MDCDCOV

MXCHNG

Field

BlkSect12B.BlkMedicaid.MXCHNG

Description: Was Medicaid obtained through Healthcare.gov or Health Insurance Marketplace?

Form Pane Label: Healthcare.gov?

SAS Name: MXCHNG

Tag Name: MXCHNG

Inherited Universe:

Universe: MEDICAID = 1

Universe Description:

Question Text: Was ^YR_YRCUS Medicaid obtained through Healthcare.gov or the ^MXCHNG_fill?

Fills: YR_YRCUS

Instructions: IF NUMHOUSE = 1 then fill "your"
ELSE fill "your household's"

Fills: MXCHNG_fill

Instructions: If state is AR, CA, CO, CT, DE, DC, HI, ID, IL, KY, MD, MA, MI, MN, NV, NM, NY, OR, RI, VT, WA, WV fill "Health Insurance Marketplace, such as ^MXCHNG_Fill2"
ELSE fill "Health Insurance Marketplace"

Fills: MXCHNG_Fill2

Instructions: If state is AR then fill "the Arkansas Health Connector"
If state is CA then fill "Covered California"
If state is CO then fill "Connect for Health Colorado"
If state is CT then fill "Access Health CT"
If state is DE then fill "Choose Health Delaware"
If state is DC then fill "DC Health Link"
If state is HI then fill "the Hawaii Health Connector"
If state is ID then fill "Your Health Idaho"
If state is IL then fill "Get Covered Illinois"
If state is KY then fill "Kynect"
If state is MD then fill "the Maryland Health Connection"
If state is MA then fill "the Massachusetts Health Connector, Commonwealth Care (CommCare), Commonwealth Choice (CommChoice)"
If state is MI then fill "the Health Insurance Consumer Assistance Program (HICAP)"
If state is MN then fill "MNSure"

If state is NV then fill "the Nevada Health Link"
If state is NM then fill "BeWellNM"
If state is NY then fill "New York State of Health"
If state is OR then fill "Cover Oregon"
If state is RI Island then fill "Health Source RI"
If state is VT then fill "Vermont Health Connect"
If state is WA then fill "the Washington Health Plan Finder, the Washington Health Benefit Exchange"
If state is WV then fill "the West Virginia Health Insurance Marketplace"

Type: Enumerated
Length: 1

Answer List: TYesNo

Value:	Mnemonic:	Description:
1	Yes	Yes
2	No	No

- Don't Know
- Refuse
- Empty

- On Input
- On Output

Array:

Skip Instructions: Goto MEDPREM

Instrument SAS Name: MXCHNG

Destination Data Set: EHHD

MEDPREM

Field

BlkSect12B.BlkMedicaid.MEDPREM

Description: Do you pay a premium for your Medicaid plan?

Form Pane Label: Pay Premiums

SAS Name: MEDPREM

Tag Name: MEDPREM

Inherited Universe:

Universe: MEDICAID = 1

Universe Description:

Question Text: A health insurance premium is the amount you or a family member pays each month for healthcare coverage. Do ^YOU_ANYONE pay a premium for your Medicaid^MDCDSTfill plan?

Fills: YOU_ANYONE

Instructions: IF NUMHOUSE = 1 then fill "you"
ELSE fill "you or anyone in your household"

Fills: MDCDSTfill

Instructions: IF STATE = AZ then fill "/Arizona Health Care Cost Containment System"
IF STATE = CA then fill "/Medi-Cal"
IF STATE = KY then fill "/KY Health Choices"
IF STATE = ME then fill "/MaineCare"
IF STATE = MA then fill "/MassHealth"
IF STATE = MO then fill "/MO HealthNet"
IF STATE = OK then fill "/SoonerCare"
IF STATE = OR then fill "/OR Health Plan"
IF STATE = TN then fill "/TennCare"
IF STATE = WY then fill "/EqualityCare"
IF STATE = CT, DC, HI, MD, MN, PA, RI or SD then fill "/Medical Assistance"

Type: Enumerated

Length: 1

Answer List: TYesNo

Value:	Mnemonic:	Description:
1	Yes	Yes
2	No	No

- Don't Know
- Refuse
- Empty

- On Input
- On Output

Array:

Skip Instructions: 1: Goto MDCDPRMX

2,DK,RF: Goto Medicaid_Complete

Instrument SAS Name: MEDPREM

Destination Data Set: EHHD

MDCDPRMX

Field

BlkSect12B.BlkMedicaid.MDCDPRMX

Description: What is the monthly premium for this Medicaid plan?

Form Pane Label: Monthly Premiums

SAS Name: MDCDPRMX

Tag Name: MDCDPRMX

Inherited Universe:

Universe: MEDPREM = 1

Universe Description:

Question Text: What is the monthly premium for this Medicaid^MDCDSTfill plan?

Fills: MDCDSTfill

Instructions: IF STATE = AZ then fill "/Arizona Health Care Cost Containment System"

IF STATE = CA then fill "/Medi-Cal"

IF STATE = KY then fill "/KY Health Choices"

IF STATE = ME then fill "/MaineCare"

IF STATE = MA then fill "/MassHealth"

IF STATE = MO then fill "/MO HealthNet"

IF STATE = OK then fill "/SoonerCare"

IF STATE = OR then fill "/OR Health Plan"

IF STATE = TN then fill "/TennCare"

IF STATE = WY then fill "/EqualityCare"

IF STATE = CT, DC, HI, MD, MN, PA, RI or SD then fill "/Medical Assistance"

Type: Integer

Length: 7

Min: 1

Max: 999999

Don't Know

Refuse

Empty

On Input

On Output

Store Instructions: IF entry = 1-100, DK, or RF then set MDCD_RMX = EMPTY

Array:

Special Instructions: Display \$ and comma in the entry field

Skip Instructions: IF entry gt 100 then goto ERR1_MDCDPRMX

Else goto Medicaid_Complete

Instrument SAS Name: MDCDPRMX

Destination Data Set: EHHD

ERR1_MDCDPRMX

Check

BlkSect12B.BlkMedicaid.ERR1_MDCDPRMX

Description: Out of Range Check

Inherited Universe:

Universe: MDCDPRMX greater than 100 AND MDCDPRMX <> DK and
MDCDPRMX <> RF

Universe Description:

Text: * THE AMOUNT ENTERED IS UNUSUALLY HIGH OR LOW

PLEASE VERIFY AND IF CORRECT, ENTER ITEM LEVEL NOTE

Check Instructions: IF suppressed then set MDCD_RMX = A1

Type: Soft

Skip Instructions: Suppress: Goto Medicaid_Complete

All others, go back to MDCDPRMX

Field

CHIP

BlkSect12B.BlkMedicaid.CHIP

Description: Are you covered by Children's Health Insurance Program (CHIP)

Form Pane Label: Have CHIP

SAS Name: CHIP

Tag Name: CHIP

Inherited Universe:

Universe: 5 selected in BSect12.BlkPartB.HIKIND

Universe Description:

Question Text: Earlier I recorded that ^YOU_YRCU ^Areis_CU covered by the Children's Health Insurance Program (CHIP)^ST_CHIP. Is that correct?

Fills: YOU_YRCU

Instructions: IF NUMHOUSE = 1 then fill "you"
ELSE fill "your household"

Fills: Areis_CU

Instructions: IF NUMHOUSE = 1 then fill "is"
ELSE fill "are"

Fills: ST_CHIP

Instructions: If state is AL then fill "/ALL Kids program"
If state is AK then fill "/Denali Kidcare"
If state is AZ then fill "/KidsCare Program"
If state is AR then fill "/ARKids First-B"
If state is CA then fill "/Healthy Families Program"
If state is CO then fill "/Child Health Plan Plus (CHP+ program)"
If state is CT then fill "/HUSKY Part B"
If state is DE then fill "/Delaware Healthy Children Program"
If state is FL then fill "/Florida KidCare/MediKids/Healthy Kids/Title XXI
Children's Medical Services Network"
If state is GA then fill "/PeachCare for Kids"
If state is HI then fill "/QUEST Expanded Access (QExA)"
If state is ID then fill "/Access card"
If state is IL then fill "/All Kids"
If state is IA then fill "/Healthy and Well Kids in Iowa (hawk-i) program"
If state is KS then fill "/Healthwave"
If state is KY then fill "/KCHIP (Kentucky Children's Health Insurance
Program)/Family Choices"

If state is LA then fill "/LaCHIP program"
If state is ME then fill "/CubCare"
If state is MD then fill "/Maryland Children's Health Program (MCHP)"
If state is MI then fill "/MICHild program"
If state is MO then fill "/MO HealthNet for Kids/Healthy Children and Youth"
If state is NE then fill "/Kids Connection program"
If state is NV then fill "/Nevada Check Up Program"
If state is NH then fill "/Children's Medicaid"
If state is NM then fill "/SALUD!/Medical Assistance"
If state is NY then fill "/Child Health Plus (CHPlus) program"
If state is NC then fill "/North Carolina Health Choice for Children (NCHC)"
If state is ND then fill "/Healthy Steps program"
If state is OR then fill "/Healthy KidsConnect"
If state is SC then fill "/Partners for Healthy Children/SC Healthy Connection Kids"
If state is SD then fill "/Children's Health Insurance Program"
If state is TN then fill "/CoverKids program"
If state is TX then fill "/CHIP Prenatal"
If state is VT then fill "/Dr. Dynasaur"
If state is VA then fill "/Title XXI Waiver"
If state is WA then fill "/Premium-Based Apple for Kids"
If state is WV then fill "/WVCHIP"
If state is WI then fill "/Katie Beckett"
If state is WY then fill "/KidCare CHIP program"
ELSE leave blank

Type: Enumerated

Length: 1

Answer List: TYesNo

Value:	Mnemonic:	Description:
1	Yes	Yes
2	No	No

- Don't Know
- Refuse
- Empty

- On Input
- On Output

Array:

Skip Instructions: 1: IF NUMHOUSE = 1 then goto CHXCHNG
ELSE goto CHIPCOV

2,DK,RF: Goto Medicaid_Complete

Instrument SAS Name: CHIP

Destination Data Set: EHHD

CHIPCOV

Field

BlkSect12B.BlkMedicaid.CHIPCOV

Description: How many members are covered by CHIP?

Form Pane Label: How Many Members

SAS Name: CHIPCOV

Tag Name: CHIPCOV

Inherited Universe:

Universe: CHIP = 1 AND NUMHOUSE greater than 1

Universe Description:

Question Text: How many members of your household are covered by CHIP^ST_CHIP?

Fills: ST_CHIP

Instructions: If state is AL then fill "/ALL Kids program"

If state is AK then fill "/Denali Kidcare"

If state is AZ then fill "/KidsCare Program"

If state is AR then fill "/ARKids First-B"

If state is CA then fill "/Healthy Families Program"

If state is CO then fill "/Child Health Plan Plus (CHP+ program)"

If state is CT then fill "/HUSKY Part B"

If state is DE then fill "/Delaware Healthy Children Program"

If state is FL then fill "/Florida KidCare/MediKids/Healthy Kids/Title XXI
Children's Medical Services Network"

If state is GA then fill "/PeachCare for Kids"

If state is HI then fill "/QUEST Expanded Access (QExA)"

If state is ID then fill "/Access card"

If state is IL then fill "/All Kids"

If state is IA then fill "/Healthy and Well Kids in Iowa (hawk-i) program"

If state is KS then fill "/Healthwave"

If state is KY then fill "/KCHIP (Kentucky Children's Health Insurance
Program)/Family Choices"

If state is LA then fill "/LaCHIP program"

If state is ME then fill "/CubCare"

If state is MD then fill "/Maryland Children's Health Program (MCHP)"

If state is MI then fill "/MIChild program"

If state is MO then fill "/MO HealthNet for Kids/Healthy Children and Youth"

If state is NE then fill "/Kids Connection program"

If state is NV then fill "/Nevada Check Up Program"

If state is NH then fill "/Children's Medicaid"

If state is NM then fill "/SALUD!/Medical Assistance"

If state is NY then fill "/Child Health Plus (CHPlus) program"

If state is NC then fill "/North Carolina Health Choice for Children (NCHC)"
If state is ND then fill "/Healthy Steps program"
If state is OR then fill "/Healthy KidsConnect"
If state is SC then fill "/Partners for Healthy Children/SC Healthy Connection Kids"
If state is SD then fill "/Children's Health Insurance Program"
If state is TN then fill "/CoverKids program"
If state is TX then fill "/CHIP Prenatal"
If state is VT then fill "/Dr. Dynasaur"
If state is VA then fill "/Title XXI Waiver"
If state is WA then fill "/Premium-Based Apple for Kids"
If state is WV then fill "/WVCHIP"
If state is WI then fill "/Katie Beckett"
If state is WY then fill "/KidCare CHIP program"
ELSE leave blank

Type: Integer

Length: 2

Min: 1

Max: 30

- Don't Know
- Refuse
- Empty

- On Input
- On Output

Array:

Skip Instructions: IF CHIPCOV gt number of CU members then goto CK_CHIPCOV

ELSE goto CHXCHNG

Instrument SAS Name: CHIPCOV

Destination Data Set: EHHD

CK_CHIPCOV

Check

BlkSect12B.BlkMedicaid.CK_CHIPCOV

Description: # members covered by CHIP gt total # of members

Inherited Universe:

Universe: CHIPCOV greater than NUMHOUSE

Universe Description: Number of members covered by Childrens Health Insurance Program is greater than the total number of household members

Text: * [Number cannot exceed number of household members](#)

Check Instructions:

Type: Hard

Skip Instructions: Go back to CHIPCOV

Field

CHXCHNG

BlkSect12B.BlkMedicaid.CHXCHNG

Description: Was your CHIP plan obtained through Healthcare.gov or Health Insurance Marketplace?

Form Pane Label: Healthcare.gov?

SAS Name: CHXCHNG

Tag Name: CHXCHNG

Inherited Universe:

Universe: CHIP = 1

Universe Description:

Question Text: Was ^YR_YRCUS CHIP plan obtained through Healthcare.gov or the ^MXCHNG_fill?

Fills: YR_YRCUS

Instructions: IF NUMHOUSE = 1 then fill "your"
ELSE fill "your household's"

Fills: MXCHNG_fill

Instructions: If state is AR, CA, CO, CT, DE, DC, HI, ID, IL, KY, MD, MA, MI, MN, NV, NM, NY, OR, RI, VT, WA, WV fill "Health Insurance Marketplace, such as ^MXCHNG_Fill2"
ELSE fill "Health Insurance Marketplace"

Fills: MXCHNG_Fill2

Instructions: If state is AR then fill "the Arkansas Health Connector"
If state is CA then fill "Covered California"
If state is CO then fill "Connect for Health Colorado"
If state is CT then fill "Access Health CT"
If state is DE then fill "Choose Health Delaware"
If state is DC then fill "DC Health Link"
If state is HI then fill "the Hawaii Health Connector"
If state is ID then fill "Your Health Idaho"
If state is IL then fill "Get Covered Illinois"
If state is KY then fill "Kynect"
If state is MD then fill "the Maryland Health Connection"
If state is MA then fill "the Massachusetts Health Connector, Commonwealth Care (CommCare), Commonwealth Choice (CommChoice)"
If state is MI then fill "the Health Insurance Consumer Assistance Program (HICAP)"

If state is MN then fill "MNSure"
If state is NV then fill "the Nevada Health Link"
If state is NM then fill "BeWellNM"
If state is NY then fill "New York State of Health"
If state is OR then fill "Cover Oregon"
If state is RI Island then fill "Health Source RI"
If state is VT then fill "Vermont Health Connect"
If state is WA then fill "the Washington Health Plan Finder, the Washington Health Benefit Exchange"
If state is WV then fill "the West Virginia Health Insurance Marketplace"

Type: Enumerated
Length: 1

Answer List: TYesNo

Value:	Mnemonic:	Description:
1	Yes	Yes
2	No	No

- Don't Know
- Refuse
- Empty

- On Input
- On Output

Array:

Skip Instructions: Goto STRFPRM1

Instrument SAS Name: CHXCHNG

Destination Data Set: EHHD

Field

STRFPRM1

BlkSect12B.BlkMedicaid.STRFPRM1

Description: Do you pay a premium for CHIP?

Form Pane Label: Pay Premium

SAS Name: STRFPRM1

Tag Name: STRFPRM1

Inherited Universe:

Universe: CHIP = 1

Universe Description:

Question Text: A health insurance premium is the amount you or a family member pays each month for healthcare coverage. Do ^YOU_ANYONE pay a premium for CHIP^ST_CHIP?

Fills: YOU_ANYONE

Instructions: IF NUMHOUSE = 1 then fill "you"
ELSE fill "you or anyone in your household"

Fills: ST_CHIP

Instructions: If state is AL then fill "/ALL Kids program"
If state is AK then fill "/Denali Kidcare"
If state is AZ then fill "/KidsCare Program"
If state is AR then fill "/ARKids First-B"
If state is CA then fill "/Healthy Families Program"
If state is CO then fill "/Child Health Plan Plus (CHP+ program)"
If state is CT then fill "/HUSKY Part B"
If state is DE then fill "/Delaware Healthy Children Program"
If state is FL then fill "/Florida KidCare/MediKids/Healthy Kids/Title XXI
Children's Medical Services Network"
If state is GA then fill "/PeachCare for Kids"
If state is HI then fill "/QUEST Expanded Access (QExA)"
If state is ID then fill "/Access card"
If state is IL then fill "/All Kids"
If state is IA then fill "/Healthy and Well Kids in Iowa (hawk-i) program"
If state is KS then fill "/Healthwave"
If state is KY then fill "/KCHIP (Kentucky Children's Health Insurance
Program)/Family Choices"
If state is LA then fill "/LaCHIP program"
If state is ME then fill "/CubCare"
If state is MD then fill "/Maryland Children's Health Program (MCHP)"

If state is MI then fill "/MICHild program"
If state is MO then fill "/MO HealthNet for Kids/Healthy Children and Youth"
If state is NE then fill "/Kids Connection program"
If state is NV then fill "/Nevada Check Up Program"
If state is NH then fill "/Children's Medicaid"
If state is NM then fill "/SALUD!/Medical Assistance"
If state is NY then fill "/Child Health Plus (CHPlus) program"
If state is NC then fill "/North Carolina Health Choice for Children (NCHC)"
If state is ND then fill "/Healthy Steps program"
If state is OR then fill "/Healthy KidsConnect"
If state is SC then fill "/Partners for Healthy Children/SC Healthy Connection Kids"
If state is SD then fill "/Children's Health Insurance Program"
If state is TN then fill "/CoverKids program"
If state is TX then fill "/CHIP Prenatal"
If state is VT then fill "/Dr. Dynasaur"
If state is VA then fill "/Title XXI Waiver"
If state is WA then fill "/Premium-Based Apple for Kids"
If state is WV then fill "/WVCHIP"
If state is WI then fill "/Katie Beckett"
If state is WY then fill "/KidCare CHIP program"
ELSE leave blank

Type: Enumerated

Length: 1

Answer List: TYesNo

Value:	Mnemonic:	Description:
1	Yes	Yes
2	No	No

- Don't Know
- Refuse
- Empty

- On Input
- On Output

Array:

Skip Instructions: 1: Goto CHIPPRMX

2,DK,RF: Goto Medicaid_Complete

Instrument SAS Name: STRFPRM1

Destination Data Set: EHHD

CHIPPRMX

Field

BlkSect12B.BlkMedicaid.CHIPPRMX

Description: What is the monthly premium for CHIP?

Form Pane Label: Monthly Premium

SAS Name: CHIPPRMX

Tag Name: CHIPPRMX

Inherited Universe:

Universe: STRFPRM1 = 1

Universe Description:

Question Text: What is the monthly premium for CHIP^ST_CHIP?

Fills: ST_CHIP

Instructions: If state is AL then fill "/ALL Kids program"

If state is AK then fill "/Denali Kidcare"

If state is AZ then fill "/KidsCare Program"

If state is AR then fill "/ARKids First-B"

If state is CA then fill "/Healthy Families Program"

If state is CO then fill "/Child Health Plan Plus (CHP+ program)"

If state is CT then fill "/HUSKY Part B"

If state is DE then fill "/Delaware Healthy Children Program"

If state is FL then fill "/Florida KidCare/MediKids/Healthy Kids/Title XXI
Children's Medical Services Network"

If state is GA then fill "/PeachCare for Kids"

If state is HI then fill "/QUEST Expanded Access (QExA)"

If state is ID then fill "/Access card"

If state is IL then fill "/All Kids"

If state is IA then fill "/Healthy and Well Kids in Iowa (hawk-i) program"

If state is KS then fill "/Healthwave"

If state is KY then fill "/KCHIP (Kentucky Children's Health Insurance
Program)/Family Choices"

If state is LA then fill "/LaCHIP program"

If state is ME then fill "/CubCare"

If state is MD then fill "/Maryland Children's Health Program (MCHP)"

If state is MI then fill "/MIChild program"

If state is MO then fill "/MO HealthNet for Kids/Healthy Children and Youth"

If state is NE then fill "/Kids Connection program"

If state is NV then fill "/Nevada Check Up Program"

If state is NH then fill "/Children's Medicaid"

If state is NM then fill "/SALUD!/Medical Assistance"

If state is NY then fill "/Child Health Plus (CHPlus) program"

If state is NC then fill "/North Carolina Health Choice for Children (NCHC)"
If state is ND then fill "/Healthy Steps program"
If state is OR then fill "/Healthy KidsConnect"
If state is SC then fill "/Partners for Healthy Children/SC Healthy Connection Kids"
If state is SD then fill "/Children's Health Insurance Program"
If state is TN then fill "/CoverKids program"
If state is TX then fill "/CHIP Prenatal"
If state is VT then fill "/Dr. Dynasaur"
If state is VA then fill "/Title XXI Waiver"
If state is WA then fill "/Premium-Based Apple for Kids"
If state is WV then fill "/WVCHIP"
If state is WI then fill "/Katie Beckett"
If state is WY then fill "/KidCare CHIP program"
ELSE leave blank

Type: Integer
Length: 7

Min: 1
Max: 999999

Don't Know
 Refuse
 Empty

On Input
 On Output

Store Instructions: IF entry = 1-100, DK, or RF then set CHIP_RMX = EMPTY

Array:

Special Instructions: Display \$ and comma in the entry field

Skip Instructions: IF entry gt 100 then goto ERR1_CHIPPRMX

ELSEIF 7 selected in HIKIND then goto IHS

ELSE goto Medicaid_Complete

Instrument SAS Name: CHIPPRMX

Destination Data Set: EHHD

ERR1_CHIPPRMX

Check

BlkSect12B.BlkMedicaid.ERR1_CHIPPRMX

Description: Out of Range Check

Inherited Universe:

Universe: CHIPPRMX greater than 100 AND CHIPPRMX <> DK AND
CHIPPRMX <> RF

Universe Description:

Text: * THE VALUE ENTERED IS UNUSUALLY HIGH OR LOW

PLEASE VERIFY AND IF CORRECT, ENTER ITEM LEVEL NOTE

Check Instructions: IF suppressed then set CHIP_RMX = A1

Type: Soft

Skip Instructions: Suppress: Goto Medicaid_Complete

All others, go back to CHIPPRMX

Field

IHS
BlkSect12B.BlkMedicaid.IHS

Description: Are you covered by the Indian Health Service (IHS)

Form Pane Label: Have IHS

SAS Name: IHS

Tag Name: IHS

Inherited Universe:

Universe: 7 selected in BSect12.BlkPartB.HIKIND

Universe Description:

Question Text: Earlier I recorded that ^YOU_YRCU ^Areis_CU covered by the Indian Health Service (IHS).
Is that correct?

Fills: YOU_YRCU

Instructions: IF NUMHOUSE = 1 then fill "you"
ELSE fill "your household"

Fills: Areis_CU

Instructions: IF NUMHOUSE = 1 then fill "is"
ELSE fill "are"

Type: Enumerated

Length: 1

Answer List: TYesNo

Value:	Mnemonic:	Description:
1	Yes	Yes
2	No	No

- Don't Know
- Refuse
- Empty

- On Input
- On Output

Array:

Skip Instructions: 1: IF NUMHOUSE = 1 then goto Medicaid_Complete
ELSE goto IHSCOV

2,DK,RF: Goto Medicaid_Complete

Instrument SAS Name: IHS

Destination Data Set: EHHD

Field

IHSCOV
BlkSect12B.BlkMedicaid.IHSCOV

Description: How many members are covered by IHS?

Form Pane Label: How Many Members

SAS Name: IHSCOV

Tag Name: IHSCOV

Inherited Universe:

Universe: IHS = 1 AND NUMHOUSE greater than 1

Universe Description:

Question Text: How many members of your household are covered by IHS?

Type: Integer

Length: 2

Min: 1

Max: 30

Don't Know

Refuse

Empty

On Input

On Output

Array:

Skip Instructions: IF IHSCOV gt number of CU members then goto CK_IHSCOV

ELSE goto Medicaid_Complete

Instrument SAS Name: IHSCOV

Destination Data Set: EHHD

CK_IHSCOV

Check

BlkSect12B.BlkMedicaid.CK_IHSCOV

Description: # members covered by IHS gt total # of members

Inherited Universe:

Universe: IHSCOV greater than NUMHOUSE

Universe Description: Number of members covered by Indian Health Service is greater than the total number of household members

Text: * [Number cannot exceed number of household members](#)

Check Instructions:

Type: Hard

Skip Instructions: Go back to IHSCOV

Field

Medicaid_Complete

BlkSect12B.BlkMedicaid.Medicaid_Complete

Description: Set Medicaid Complete flag

Form Pane Label:

SAS Name:

Tag Name:

Inherited Universe:

Universe:

Universe Description:

Question Text:

Type: Classification

Length: 0

Don't Know

Refuse

Empty

On Input

On Output

Store Instructions: Set Medicaid part complete flag

```
IF Medicaidflg = 1 THEN
  IF (MEDICAID = No, DK or RF) OR
    (MEDPREM = No, DK or RF) OR
    (MDCDPRMX = RESPONSE, DK or RF)
  THEN
    set Medicaid_Cmp = 1
  ELSE
    set Medicaid_Cmp = 0
  ENDIF
ENDIF

IF CHIPflg = 1 THEN
  IF (CHIP = No, DK or RF) OR (STRFPRM1 = No, DK or RF)
    OR (CHIPPRMX = RESPONSE, DK or RF)
  THEN
    set CHIP_Cmp = 1
  ELSE
    set CHIP_Cmp = 0
  ENDIF
ENDIF
```

```
ENDIF
ENDIF

IF IHSflg = 1 THEN
  IF (IHS = No, DK or RF) OR (IHSCOV = RESPONSE, DK or RF)
    OR ((IHS = Yes) AND (NUMHOUSE = 1))
  THEN
    Set IHS_Cmp = 1
  ELSE
    Set IHS_Cmp = 0
  ENDIF
ENDIF
```

Array:

Skip Instructions: Exit Medicaid/CHIP/IHS block and
IF 8 selected in HIKIND OR SINCOV = 1 then
goto Tbsingleserv
ELSEIF 1 OR 3 selected in HIKIND goto BlkPrivate
ELSEIF 6 selected in HIKIND goto BlkMilitary
ELSE goto PartB_End

Field

MDCD_RMX
BlkSect12B.BlkMedicaid.MDCD_RMX

Description: Range edit flag for MDCDPRMX

Form Pane Label:

SAS Name: MDCD_RMX

Tag Name:

Inherited Universe:

Universe:

Universe Description:

Question Text: ** Not Displayed **

Type: String

Length: 2

- Don't Know
- Refuse
- Empty

- On Input
- On Output

Array:

Special Instructions: NOTE: See ERR1_MDCDPRMX for how to set this field

Valid Values: A1 = Range edit failed
(ERR1 check was suppressed)

Blank = Range edit passed

Instrument SAS Name: MDCD_RMX

Destination Data Set: EHHD

CHIP_RMX

Field

BlkSect12B.BlkMedicaid.CHIP_RMX

Description: Range edit flag for CHIPPRMX

Form Pane Label:

SAS Name: CHIP_RMX

Tag Name:

Inherited Universe:

Universe:

Universe Description:

Question Text: ** Not Displayed **

Type: String

Length: 2

- Don't Know
- Refuse
- Empty

- On Input
- On Output

Array:

Special Instructions: NOTE: See ERR1_CHIPPRMX for how to set this field

Valid Values: A1 = Range edit failed
(ERR1 check was suppressed)

Blank = Range edit passed

Instrument SAS Name: CHIP_RMX

Destination Data Set: EHHD

Field

REC_STAT
BlkSect12B.BlkMedicaid.REC_STAT

Description: Record Status - Created in Processing

Form Pane Label:

SAS Name: REC_STAT

Tag Name:

Inherited Universe:

Universe:

Universe Description:

Question Text: ** Created in Processing **

Type: String

Length: 1

- Don't Know
- Refuse
- Empty

- On Input
- On Output

Array:

Special Instructions: Set in Processing.

Values: 1 = newly collected record

Instrument SAS Name: REC_STAT

Destination Data Set: EHHD

REC_ORIG

Field

BlkSect12B.BlkMedicaid.REC_ORIG

Description: Record Origin - Created in Processing

Form Pane Label:

SAS Name: REC_ORIG

Tag Name:

Inherited Universe:

Universe:

Universe Description:

Question Text: ** Created in Processing **

Type: String

Length: 1

- Don't Know
- Refuse
- Empty

- On Input
- On Output

Array:

Special Instructions: Set in Processing.

Values: 1 = Record collected this quarter

Instrument SAS Name: REC_ORIG

Destination Data Set: EHHD

Field

HHD_oninput
BlkSect12B.BlkMedicaid.HHD_oninput

Description: Place record on input flag - Created in Processing

Form Pane Label:

SAS Name:

Tag Name:

Inherited Universe:

Universe:

Universe Description:

Question Text: ** Created in Processing **

Type: Integer

Length: 1

Min: 1

Max: 2

- Don't Know
- Refuse
- Empty

- On Input
- On Output

Array:

Special Instructions: Set in Processing.

Values: 1 = Please record on SCIF

2 = Do not place record on SCIF.

(Medicaid, CHIP and IHS are all "no")

Instrument SAS Name: HHD_oninput

Destination Data Set: EHHD

PQ_Medicaid

Field

BlkSect12B.BlkMedicaid.PQ_Medicaid

Description: Previous Quarter Medicaid value - Set in Processing

Form Pane Label:

SAS Name:

Tag Name:

Inherited Universe:

Universe:

Universe Description:

Question Text: ** Created in Processing **

Type: Integer

Length: 1

Min: 1

Max: 2

Don't Know

Refuse

Empty

On Input

On Output

Array:

Special Instructions: Used to set record origin to a 5 in BLS Edits

Instrument SAS Name: PQ_Medicaid

Destination Data Set: EHHD

Field

PQ_CHIP
BlkSect12B.BlkMedicaid.PQ_CHIP

Description: Previous Quarter CHIP value - Set in Processing

Form Pane Label:

SAS Name:

Tag Name:

Inherited Universe:

Universe:

Universe Description:

Question Text: ** Created in Processing **

Type: Integer

Length: 1

Min: 1

Max: 2

Don't Know

Refuse

Empty

On Input

On Output

Array:

Special Instructions: Used to set record origin to a 5 in BLS Edits

Instrument SAS Name: PQ_CHIP

Destination Data Set: EHHD

PQ_IHS

Field

BlkSect12B.BlkMedicaid.PQ_IHS

Description: Previous Quarter IHS value - Set in Processing**Form Pane Label:****SAS Name:****Tag Name:****Inherited Universe:****Universe:****Universe Description:****Question Text:** ** Created in Processing ****Type:** Integer**Length:** 1**Min:** 1**Max:** 2 Don't Know Refuse Empty On Input On Output**Array:** **Special Instructions:** Used to set record origin to a 5 in BLS Edits**Instrument SAS Name:** PQ_IHS**Destination Data Set:** EHHD

Block

BlkSingleserv
BlkSect12B.BlkSingleserv

Description: Single service plans

Tab Name:

Fly Over Name:

Universe Type: If

Inherited Universe:

Universe: (8 selected in BSect12.BlkPartB.HIKIND) OR
(BSect12.BlkPartB.SINCOV = 1)

Universe Description:

Array:

- Block Instructions:**
1. Max number of grid lines: 12
 2. Section Label: Section 12, Part B - Single Service Insurance Plans

NOTE: The data in this block is combined with Private and sent to BLS under EHHP. (See Block Sect12BLSFinal. Any changes made here also need to be made in Sect12BLSFinal.)

SSTYPE

Field

BlkSect12B.BlkSingleserv.SSTYPE

Description: Type of service or care single-service plan pays for

Form Pane Label: Type

SAS Name:

Tag Name: SSTYPE

Inherited Universe:

Universe:

Universe Description: All

Question Text: ^SSTYPE_fill Let's talk about your ^SSTYPE_firstnext single-service plan.
What type of service or care does your single-service plan pay for?

Fills: SSTYPE_fill

Instructions: If ROW Number = 1 then fill "You mentioned that ^YOU_YRCU ^have_has2 a single-service plan - that is, an insurance plan that provides one specific type of coverage."
Else leave blank

Fills: YOU_YRCU

Instructions: IF NUMHOUSE = 1 then fill "you"
ELSE fill "your household"

Fills: have_has2

Instructions: IF NUMHOUSE = 1 then fill "have"
ELSE fill "has"

Fills: SSTYPE_firstnext

Instructions: If ROW Number = 1 then fill "first"
Else fill "next"

Type: Enumerated

Length: 3

Answer List: TSSTYPE

Value:	Mnemonic:	Description:
1	Dental	Dental care
2	Longterm	Long-term care

3	Prescript	Prescriptions
4	Vision	Vision care
5	Other	Other (specify)
888	DeleteLine	Delete the Line

- Don't Know
- Refuse
- Empty

- On Input
- On Output

Store Instructions: Assign SSPDLIB, starting with 1

Array:

Skip Instructions: 1-4,DK,RF: Goto SSNSCMP

5: Goto SSOTHER

888: Goto SSMORE

Instrument SAS Name: SSTYPE

Destination Data Set: EHIS

PreFill

Field

BlkSect12B.BlkSingleserv.PreFill

Description: Description - SHOW ONLY Field

Form Pane Label: Plan Type

SAS Name:

Tag Name:

Inherited Universe:

Universe:

Universe Description:

Question Text: ** SHOW ONLY **

Type: String

Length: 14

- Don't Know
- Refuse
- Empty

- On Input
- On Output

Store Instructions: If SSTYPE = 1 then display "Dental"
If SSTYPE = 2 then display "Long-Term Care"
If SSTYPE = 3 then display "Prescriptions"
If SSTYPE = 4 then display "Vision"
If SSTYPE = 5 then display "Other"

Array:

Field

SSOTHER
BlkSect12B.BlkSingleserv.SSOTHER

Description: Description of other type of single service plan

Form Pane Label: Specify

SAS Name:

Tag Name: SSOTHER

Inherited Universe:

Universe: SSTYPE = 5

Universe Description:

Question Text: * Other type of single-service plan

Type: String

Length: 30

Don't Know

Refuse

Empty

On Input

On Output

Array:

Skip Instructions: Goto SSNSCMP

Instrument SAS Name: SSOTHER

Destination Data Set: EHIS

SSNSCMP

Field

BlkSect12B.BlkSingleserv.SSNSCMP

Description: Name of insurance company?

Form Pane Label: Company

SAS Name:

Tag Name: SSNSCMP

Inherited Universe:

Universe: SSTYPE = 1-5, DK or RF

Universe Description:

Question Text: What is the name of the insurance company for this plan?

✦ Enter name of insurance company, not the insurance agent

Type: String

Length: 30

- Don't Know
- Refuse
- Empty

- On Input
- On Output

Array:

Skip Instructions: IF NUMHOUSE = 1 then goto SSGROUP
ELSE goto SSCOVD

Instrument SAS Name: SSNSCMP

Destination Data Set: EHIS

Field

SSCOVQ
BlkSect12B.BlkSingleserv.SSCOVQ

Description: How many members are covered?

Form Pane Label: # Memrs

SAS Name:

Tag Name: SSCOVM

Inherited Universe:

Universe: (SSTYPE = 1-5, DK or RF) AND (NUMHOUSE greater than 1)

Universe Description:

Question Text: How many household members are/were covered by this plan?

Type: Integer

Length: 2

Min: 0

Max: 30

Don't Know

Refuse

Empty

On Input

On Output

Array:

Skip Instructions: 1-30: IF SSCOVM gt NUMHOUSE then goto CK_SSCOVM
ELSE goto SSGROUP

0,DK,RF: Goto SSGROUP

Instrument SAS Name: SSCOVM

Destination Data Set: EHIS

CK_SSCOVQ

Check

BlkSect12B.BlkSingleserv.CK_SSCOVQ

Description: # persons covered is gt total # HH members

Inherited Universe:

Universe: SSCOVQ gt NUMHOUSE

Universe Description: Number of persons covered by this policy is greater than the total number of household members

Text: * [Number cannot exceed number of household members](#)

Check Instructions:

Type: Hard

Skip Instructions: Go back to SSCOVQ

Field

SSGROUP
BlkSect12B.BlkSingleserv.SSGROUP

Description: Policy obtained by individual or group?

Form Pane Label: Ind/Grp

SAS Name:

Tag Name: SSGROUP

Inherited Universe:

Universe: SSTYPE = 1-5, DK or RF

Universe Description:

Question Text: Was the plan obtained on an individual or group basis?

Type: Enumerated

Length: 1

Answer List: TIGROUP

Value:	Mnemonic:	Description:
1	Individually	Individually obtained
2	Employment	Group through place of employment
3	Organization	Group through other organization

Don't Know
 Refuse
 Empty

On Input
 On Output

Array:

Skip Instructions: Goto SSPRYOU

Instrument SAS Name: SSGROUP

Destination Data Set: EHIS

SSPRYOU

Field

BlkSect12B.BlkSingleserv.SSPRYOU

Description: Do you pay for any portion of the premiums?

Form Pane Label: Pay?

SAS Name:

Tag Name: SSPRYOU

Inherited Universe:

Universe: SSTYPE = 1-5, DK or RF

Universe Description:

Question Text: ^DoDoes_C ^YOU_YRCU pay ANY portion of the premiums for this plan?

Fills: DoDoes_C

Instructions: IF NUMHOUSE = 1 then fill "Do"
ELSE fill "Does"

Fills: YOU_YRCU

Instructions: IF NUMHOUSE = 1 then fill "you"
ELSE fill "your household"

Type: Enumerated

Length: 1

Answer List: TYesNo

Value:	Mnemonic:	Description:
1	Yes	Yes
2	No	No

Don't Know
 Refuse
 Empty

On Input
 On Output

Array:

Skip Instructions: 1,DK,RF: Goto SSPRDED

2: Goto SSPROUT

Instrument SAS Name: SSPRYOU

Destination Data Set: EHIS

SSPROUT

Field

BlkSect12B.BlkSingleserv.SSPROUT

Description: Who pays premiums?

Form Pane Label: Who Pays

SAS Name:

Tag Name: SSPROUT

Inherited Universe:

Universe: SSPRYOU = 2

Universe Description:

Question Text: Who pays the plan premiums?

Type: Enumerated

Length: 1

Answer List: TSSPROTH

Value:	Mnemonic:	Description:
1	Employer	An employer or union?
2	Other	Another group or persons outside your household?

- Don't Know
- Refuse
- Empty

- On Input
- On Output

Array:

Special Instructions: Answer list options should be in bold black

Skip Instructions: Goto SSMORE

Instrument SAS Name: SSPROUT

Destination Data Set: EHIS

Field

SSPRDED
BlkSect12B.BlkSingleserv.SSPRDED

Description: Any paid through payroll deductions?

Form Pane Label: Deduct

SAS Name:

Tag Name: SSPRDED

Inherited Universe:

Universe: SSPRYOU = 1, DK or RF

Universe Description:

Question Text: Are any premiums paid through payroll deductions?

Type: Enumerated

Length: 1

Answer List: TYesNo

Value:	Mnemonic:	Description:
1	Yes	Yes
2	No	No

- Don't Know
- Refuse
- Empty

- On Input
- On Output

Array:

Skip Instructions: Goto SSRPMPD

Instrument SAS Name: SSPRDED

Destination Data Set: EHIS

SSRPMPD

Field

BlkSect12B.BlkSingleserv.SSRPMPD

Description: Period of time covered

Form Pane Label: Period

SAS Name:

Tag Name: SSRPMPD

Inherited Universe:

Universe: SSPRYOU = 1, DK or RF

Universe Description:

Question Text: How often are payments made for ^SSNSCMP_fill^SSINCLDED_Fill?

Fills: SSNSCMP_fill

Instructions: If SSNSCMP = ENTRY then fill entry in SSNSCMP
Else fill "this plan"

Fills: SSINCLDED_Fill

Instructions: If SSPRDED = 1, fill " including payroll deductions"
Else leave blank

Type: Enumerated

Length: 2

Answer List: TPERIOD

Value:	Mnemonic:	Description:
1	Wkly	Once a week
2	Biwkly	Once every 2 weeks
3	TwcMonth	Twice a month
4	Mnthly	Once a month
5	Months	Every 2 months
6	Qtrly	Quarterly (every 3 months)
7	4Months	Once every 4 months
8	6Months	Twice a year (every 6 months)
9	Yrly	Once a year
10	Other	Other

Don't Know
 Refuse
 Empty

On Input
 On Output

Array:

Skip Instructions: 1-9: Goto SSRPMXB

10,DK,RF: Goto SSRGXB

Instrument SAS Name: SSRPMPD

Destination Data Set: EHIS

SSRPMXB

Field

BlkSect12B.BlkSingleserv.SSRPMXB

Description: What is amount currently paid

Form Pane Label: Payment \$

SAS Name:

Tag Name: SSRPMXB

Inherited Universe:

Universe: SSRPMPD = 1-9

Universe Description:

Question Text: What is the amount currently paid ^PERIOD_SS?

Fills: PERIOD_SS

Instructions: If SSRPMPD = 1, fill "once a week"

Else if SSRPMPD = 2, fill "once every 2 weeks"

Else if SSRPMPD = 3, fill "twice a month"

Else if SSRPMPD = 4, fill "once a month"

Else if SSRPMPD = 5, fill "every 2 months"

Else if SSRPMPD = 6, fill "every 3 months"

Else if SSRPMPD = 7, fill "every 4 months"

Else if SSRPMPD = 8, fill "every 6 months"

Else if SSRPMPD = 9, fill "once a year"

Type: Integer

Length: 7

Min: 1

Max: 999999

Don't Know

Refuse

Empty

On Input

On Output

Store Instructions: If entry = DK or RF or ERR1 passed then set SSRPMXB_ = EMPTY

Array:

Special Instructions: Display \$ and comma in the entry field

Skip Instructions: 1-99999: IF (SSTYPE = 2 AND

```
    [(SSRPMPD = 1 and SSRPMXB greater than 373) or  
     (SSRPMPD = 2 and SSRPMXB greater than 745) or  
     (SSRPMPD = 3 and SSRPMXB greater than 745) or  
     (SSRPMPD = 4 and SSRPMXB greater than 1491) or  
     (SSRPMPD = 5 and SSRPMXB greater than 2982) or  
     (SSRPMPD = 6 and SSRPMXB greater than 4472) or  
     (SSRPMPD = 7 and SSRPMXB greater than 5964) or  
     (SSRPMPD = 8 and SSRPMXB greater than 8946) or  
     (SSRPMPD = 9 and SSRPMXB greater than 17892) THEN  
      goto ERR1_SSRPMXB  
ELSEIF SSTYPE <> 2 AND  
    [(SSRPMPD = 1 and SSRPMXB greater than 81) or  
     (SSRPMPD = 2 and SSRPMXB greater than 81) or  
     (SSRPMPD = 3 and SSRPMXB greater than 195) or  
     (SSRPMPD = 4 and SSRPMXB greater than 212) or  
     (SSRPMPD = 5 and SSRPMXB greater than 212) or  
     (SSRPMPD = 6 and SSRPMXB greater than 215) or  
     (SSRPMPD = 7 and SSRPMXB greater than 215) or  
     (SSRPMPD = 8 and SSRPMXB greater than 531) or  
     (SSRPMPD = 9 and SSRPMXB greater than 675) ]  
      then goto ERR1_SSRPMXB  
ELSE goto SSMORE
```

DK,RF: Goto SSMORE

Instrument SAS Name: SSRPMXB

Destination Data Set: EHIS

ERR1_SSRPMXB

Check

BlkSect12B.BlkSingleserv.ERR1_SSRPMXB

Description: Out of Range Check

Inherited Universe:

Universe: SSRPMXB <> DK AND SSRPMXB <> RF AND
[(SSTYPE = 2 and (SSRPMPD = 1 and SSRPMXB greater than 373) or
(SSTYPE = 2 and (SSRPMPD = 2 and SSRPMXB greater than 745) or
(SSTYPE = 2 and (SSRPMPD = 3 and SSRPMXB greater than 745) or
(SSTYPE = 2 and (SSRPMPD = 4 and SSRPMXB greater than 1491)
or (SSTYPE = 2 and (SSRPMPD = 5 and SSRPMXB greater than 2982)
or (SSTYPE = 2 and (SSRPMPD = 6 and SSRPMXB greater than 4472)
or (SSTYPE = 2 and (SSRPMPD = 7 and SSRPMXB greater than 5964)
or (SSTYPE = 2 and (SSRPMPD = 8 and SSRPMXB greater than 8946)
or (SSTYPE = 2 and (SSRPMPD = 9 and SSRPMXB greater than 17892) or
(SSTYPE <> 2 and (SSRPMPD = 1 and SSRPMXB greater than 81) or
(SSTYPE <> 2 and (SSRPMPD = 2 and SSRPMXB greater than 81) or
(SSTYPE <> 2 and (SSRPMPD = 3 and SSRPMXB greater than 195) or
(SSTYPE <> 2 and (SSRPMPD = 4 and SSRPMXB greater than 212) or
(SSTYPE <> 2 and (SSRPMPD = 5 and SSRPMXB greater than 212) or
(SSTYPE <> 2 and (SSRPMPD = 6 and SSRPMXB greater than 215) or
(SSTYPE <> 2 and (SSRPMPD = 7 and SSRPMXB greater than 215) or
(SSTYPE <> 2 and (SSRPMPD = 8 and SSRPMXB greater than 531) or
(SSTYPE <> 2 and (SSRPMPD = 9 and SSRPMXB greater than 675)]

Universe Description:

Text: ♦ THE VALUE ENTERED IS UNUSUALLY HIGH OR LOW

PLEASE VERIFY AND IF CORRECT, ENTER ITEM LEVEL NOTE

Check Instructions: IF suppressed then set SSRPMXB_ = A1

Type: Soft

Skip Instructions: Suppress: Goto SSMORE

All others, go back to SSRPMXB

Field

SSRGXB
BlkSect12B.BlkSingleserv.SSRGXB

Description: What is total paid

Form Pane Label: Total \$

SAS Name:

Tag Name: SSRGXB

Inherited Universe:

Universe: SSRPMPD = 10, DK or RF

Universe Description:

Question Text: What was the total expense paid for this plan since ^REF_MONTH not including this month?

Fills: REF_MONTH

Instructions: Set REF_MONTH = 3 months before the interview.

Calculated by taking the INTPER from record type 10 to come up with the base month to start from.

Type: Integer

Length: 6

Min: 1

Max: 99999

Don't Know
 Refuse
 Empty

On Input
 On Output

Store Instructions: If entry = DK or RF or ERR1 passed then set SSRGXB_ = EMPTY

Array:

Special Instructions: Display \$ and comma in the entry field

Skip Instructions: 1-99999: IF (SSTYPE = 2 and SSRGXB greater than 1491) or
(SSTYPE <> 2 and SSRGXB greater than 133) then
goto ERR1_SSRGXB
ELSE goto SSMORE

DK,RF: Goto SSMORE

Instrument SAS Name: SSRGXB

Destination Data Set: EHIS

Check

ERR1_SSRGXB
BlkSect12B.BlkSingleserv.ERR1_SSRGXB

Description: Out of Range Check

Inherited Universe:

Universe: SSRGXB <> DK and SSRGXB <> RF AND
[(SSTYPE = 2 and SSRGXB greater than 1491) or
(SSTYPE <> 2 and SSRGXB greater than 133)]

Universe Description:

Text: ♦ THE VALUE ENTERED IS UNUSUALLY HIGH OR LOW

PLEASE VERIFY AND IF CORRECT, ENTER ITEM LEVEL NOTE

Check Instructions: IF suppressed then set SSRGXB_ = A1

Type: Soft

Skip Instructions: Suppress: Goto SSMORE

All others, go back to SSRGXB

SSMORE

Field

BlkSect12B.BlkSingleserv.SSMORE

Description: Any more single-service plans

Form Pane Label: More

SAS Name: SSMORE

Tag Name: SSMORE

Inherited Universe:

Universe: SSTYPE = 1-5,888, DK or RF

Universe Description:

Question Text: ^DoDoes_C ^YOU_YRCU have any other single-service plans - that is, any other insurance plans that provide one specific type of coverage?

Fills: DoDoes_C

Instructions: IF NUMHOUSE = 1 then fill "Do"
ELSE fill "Does"

Fills: YOU_YRCU

Instructions: IF NUMHOUSE = 1 then fill "you"
ELSE fill "your household"

Type: Enumerated

Length: 1

Answer List: TYesNo

Value:	Mnemonic:	Description:
1	Yes	Yes
2	No	No

- Don't Know
- Refuse
- Empty

- On Input
- On Output

Store Instructions: 1. IF SSTYPE = 888 then set HIS_STAT = 3 for the current

record
ELSE set HIS_STAT = 1 for the current record

2. Set HIS_ORIG = 1 for the current record.

Array:

Skip Instructions: 1: IF ROW number = 12 then goto ERR_MAX
ELSE goto SSTYPE for next plan, next line of grid

2,DK,RF: IF SSTYPE on the row below this one is not EMPTY
then goto CK_SSMORE.
ELSE exit single service block and
IF 1 OR 3 selected in HIKIND goto BlkPrivate
ELSEIF 6 selected in HIKIND goto BlkMilitary
ELSE goto PartB_End

Instrument SAS Name: SSMORE

Destination Data Set: EHIS

ERR_MAX

Check

BlkSect12B.BlkSingleserv.ERR_MAX

Description: Max number of Rows Reached

Inherited Universe:

Universe: SSMORE = 1 and (ROW number = 12)

Universe Description: Yes, there are more policies, but there are no more empty rows in the grid

Text: ♦ [No more rows can be added](#)

Check Instructions:

Type: Soft

Skip Instructions: Go back to SSMORE

Check

CK_SSMORE
BlkSect12B.BlkSingleserv.CK_SSMORE

Description: Cannot change any more to a No when there is data below.

Inherited Universe:

Universe: (SSMORE = 2,DK or RF) AND SSTYPE on the row below this one is not EMPTY.

Universe Description: Changed a Yes in SSMORE to a No, when there is data enter on rows below this one.

Text: * You cannot change this answer to a "no".
*** Press Enter to exit this check and re-enter a "1" in More ***
If you need to delete records below this line, enter 888 in the Type column

Check Instructions:

Type: Hard

Skip Instructions: Go back to SSMORE

SingleServ_Complete

Field

BlkSect12B.BlkSingleserv.SingleServ_Complete

Description: Set complete flag for single service

Form Pane Label:

SAS Name:

Tag Name:

Inherited Universe:

Universe:

Universe Description:

Question Text:

Type: Integer

Length: 1

Min: 0

Max: 1

- Don't Know
- Refuse
- Empty

- On Input
- On Output

Store Instructions: Set Single service complete flag

```
FOR I:= 1 TO 12 DO
  IF Sect12BSingleServ[I].SSMORE = No, DK or RF THEN
    set SS_Cmp = 1
  ELSEIF Sect12BSingleServ[I].SSMORE = Yes THEN
    set SS_Cmp = 0
  ENDIF
ENDDO
```

Array:

Field

SSRPMXB_
BlkSect12B.BlkSingleserv.SSRPMXB_

Description: Range edit flag for SSRPMXB

Form Pane Label:

SAS Name:

Tag Name:

Inherited Universe:

Universe:

Universe Description:

Question Text: ** Not Displayed **

Type: String

Length: 2

- Don't Know
- Refuse
- Empty

- On Input
- On Output

Array:

Special Instructions: NOTE: See ERR1_SSRPMXB for how to set this field

Valid Values: A1 = Range edit failed
(ERR1 check was suppressed)

Blank = Range edit passed

Instrument SAS Name: SSRPMXB_

Destination Data Set: EHIS

SSRGXB_
BlkSect12B.BlkSingleserv.SSRGXB_

Field

Description: Range edit flag for SSRGXB

Form Pane Label:

SAS Name:

Tag Name:

Inherited Universe:

Universe:

Universe Description:

Question Text: ** Not Displayed **

Type: String

Length: 2

- Don't Know
- Refuse
- Empty

- On Input
- On Output

Array:

Special Instructions: NOTE: See ERR1_SSRGXB for how to set this field

Valid Values: A1 = Range edit failed
(ERR1 check was suppressed)

Blank = Range edit passed

Instrument SAS Name: SSRGXB_

Destination Data Set: EHIS

Field

HIS_STAT
BlkSect12B.BlkSingleserv.HIS_STAT

Description: Record status

Form Pane Label:

SAS Name:

Tag Name:

Inherited Universe:

Universe:

Universe Description:

Question Text: ** Not Displayed **

Type: String

Length: 1

- Don't Know
- Refuse
- Empty

- On Input
- On Output

Array:

Special Instructions: NOTE: See SSMORE for how to set this field

Valid Values: 1 = Active Record
3 = Inactive Record

Instrument SAS Name: HIS_STAT

Destination Data Set: EHIS

HIS_ORIG

Field

BlkSect12B.BlkSingleserv.HIS_ORIG

Description: Record origin

Form Pane Label:

SAS Name:

Tag Name:

Inherited Universe:

Universe:

Universe Description:

Question Text: ** Not Displayed **

Type: String

Length: 1

- Don't Know
- Refuse
- Empty

- On Input
- On Output

Array:

Special Instructions: NOTE: See SSMORE for how to set this field

Valid Values: 1 = Data from current month interview

4 = Inventory data- no updates were made

5 = Inventory data- updates made.

Instrument SAS Name: HIS_ORIG

Destination Data Set: EHIS

Field

SSPDLIB
BlkSect12B.BlkSingleserv.SSPDLIB

Description: Policy line number for new policies reported

Form Pane Label:

SAS Name:

Tag Name:

Inherited Universe:

Universe:

Universe Description:

Question Text: ** Not Displayed **

Type: Integer

Length: 2

Min: 1

Max: 99

- Don't Know
- Refuse
- Empty

- On Input
- On Output

Array:

Special Instructions: NOTE: Policy Line number for new policies reported
See SSTYPE for how to set this field

Instrument SAS Name: SSPDLIB

Destination Data Set: EHIS

MATCHID

Field

BlkSect12B.BlkSingleserv.MATCHID

Description: Match ID used for matching record in processing

Form Pane Label:

SAS Name:

Tag Name:

Inherited Universe:

Universe:

Universe Description:

Question Text: ** Created in Post Processing **

Type: Integer

Length: 2

Min: 0

Max: 99

- Don't Know
- Refuse
- Empty

- On Input
- On Output

Array:

Instrument SAS Name: MATCHID

Destination Data Set: EHIS

Field

BLSLNO
BlkSect12B.BlkSingleserv.BLSLNO

Description: Combined Private and Single service line number - Created in processing

Form Pane Label:

SAS Name:

Tag Name:

Inherited Universe:

Universe:

Universe Description:

Question Text: ** Created in Processing *

Type: Integer

Length: 2

Min: 0

Max: 99

- Don't Know
- Refuse
- Empty

- On Input
- On Output

Array:

Instrument SAS Name: BLSLNO

Destination Data Set: EHIS

BlkPrivate

Block

BlkSect12B.BlkPrivate

Description: Private insurance block

Tab Name:

Fly Over Name:

Universe Type: If

Inherited Universe:

Universe: 1 or 3 selected in BSect12.BlkPartB.HIKIND

Universe Description:

Array:

Block Instructions: 1. Section Label: Section 12, Part B - Private Insurance

2. Allow up to 12 plans to be collected.

3. Create TotalMedicare

Set TotalMedicare = NumMCareInv (from the screener section) +
(total number of active records in TBLMedicare
(MCCHOICE = 1 or MCHMOPLN = 1))

NOTE: The data in this block is combined with Single and sent to BLS under EHHP. (See Block Sect12BLSFinal. Any changes made here also need to be made in Sect12BLSFinal.)

Field

HINSCMP

BlkSect12B.BlkPrivate.HINSCMP

Description: Name of insurance company?

Form Pane Label: Company Name

SAS Name: HINSCMP

Tag Name: HINSCMP

Inherited Universe:

Universe:

Universe Description:

Question Text: ^HINSCMP_fill

Let's talk about your ^HINSCMP_firstnext private health insurance plan.
What is the name of the insurance company for this plan?

- Enter name of insurance company, not the insurance agent
Enter 888 to delete the line

Fills: HINSCMP_fill

Instructions: IF Row Number = 1 then fill "The next questions are about private health insurance^HINSCMP_include These plans can be obtained through work, purchased directly, or through a state or local government program or community program."

Else leave blank

Fills: HINSCMP_include

Instructions: If 3 selected in HIKIND then fill " including Medicare Supplemental Insurance."
Else fill "."

Fills: HINSCMP_firstnext

Instructions: If ROW Number = 1 then fill "first"
Else fill "next"

Type: String

Length: 30

- Don't Know
- Refuse
- Empty

On Input
 On Output

Store Instructions: Assign HHIPDLIB, starting with 1

Array:

Skip Instructions: IF 888 then goto HHIMORE

ELSEIF 3 selected in HIKIND then goto MEDIGAP

ELSEIF NUMHOUSE = 1 then goto PLNMGD

ELSE goto HHICOVQ

Instrument SAS Name: HINSCMP

Destination Data Set: EHIP

Field

MEDIGAP

BlkSect12B.BlkPrivate.MEDIGAP

Description: Is this Medicare Supplemental Insurance

Form Pane Label: Supp

SAS Name: MEDIGAP

Tag Name: MEDIGAP

Inherited Universe:

Universe: 3 selected in HIKIND

Universe Description:

Question Text: Is this a Medicare Supplemental Insurance plan?

✦ Medicare Supplemental Insurance is also known as "Medi-Gap" insurance

Type: Enumerated

Length: 1

Answer List: TYesNo

Value:	Mnemonic:	Description:
1	Yes	Yes
2	No	No

- Don't Know
- Refuse
- Empty

- On Input
- On Output

Array:

Skip Instructions: 1: IF MCCHOICE_Flag = 1 OR MCHMOPLN_Flag = 1 then
goto CK_MEDIGAP
ELSEIF NUMHOUSE = 1 then goto PLNMGD
ELSE goto HHICOVQ

2,DK,RF: IF NUMHOUSE = 1 then goto PLNMGD
ELSE goto HHICOVQ

Instrument SAS Name: MEDIGAP

Destination Data Set: EHIP

Check

CK_MEDIGAP
BlkSect12B.BlkPrivate.CK_MEDIGAP

Description: Same Medigap as already been reported?

Inherited Universe:

Universe: MEDIGAP = 1 AND (BSECT12.BlkSect12B.MCCHOICE_Flag = 1 OR BSECT12.BlkSect12B.MCHMOPLN_Flag = 1)

Universe Description: Medigap is yes and there is a previously recorded medicare advantage plan or medicare managed care arrangement record

Text: You reported a ^CK_MEDIGAP_Fill plan earlier in our interview.
Is this the same plan you already reported?

- If not the same plan, enter "S" to Suppress
Otherwise, press ENTER and enter 888 in the insurance plan name screen.

Check Instructions:

Type: Soft

Skip Instructions: SUPPRESS: IF NUMHOUSE = 1 then goto PLNMGD
ELSE goto HHICOVQ

All others, go back to MEDIGAP

Fills: CK_MEDIGAP_Fill

Instructions: IF MCCHOICE_Flag = 1 AND MCHMOPLN_Flag = 1 then fill "Medicare advantage plan or Medicare managed care arrangement"
Elseif MCCHOICE_flag = 1 then fill "Medicare advantage"
Else fill "Medicare managed care arrangement"

HHICOVQ

Field

BlkSect12B.BlkPrivate.HHICOVQ

Description: How many members are covered?

Form Pane Label: # Memes

SAS Name: HHICOVQ

Tag Name: HHICOVQ

Inherited Universe:

Universe: HINSCMP <> 888 AND NUMHOUSE greater than 1

Universe Description:

Question Text: How many household members are/were covered by this plan?

Type: Integer

Length: 2

Min: 0

Max: 30

Don't Know

Refuse

Empty

On Input

On Output

Array:

Skip Instructions: 0-30: IF HHICOVQ greater than NUMHOUSE then goto CK_HHICOVQ
ELSEIF ((MEDIGAP = 1) AND (HHICOVQ gt TotalMedicare)
then goto CK_HHICOVQ2
ELSE goto PLNMGD

DK,RF: Goto PLNMGD

Instrument SAS Name: HHICOVQ

Destination Data Set: EHIP

Check

CK_HHICOVQ
BlkSect12B.BlkPrivate.CK_HHICOVQ

Description: # persons covered is gt total # HH members

Inherited Universe:

Universe: HHICOVQ greater than NUMHOUSE

Universe Description: Number of persons covered by this policy is greater than the total number of household members

Text: * [Number cannot exceed number of household members](#)

Check Instructions:

Type: Hard

Skip Instructions: Go back to HHICOVQ

CK_HHICOVQ2

Check

BlkSect12B.BlkPrivate.CK_HHICOVQ2

Description: # persons covered gt total # HH members enrolled in Medicare

Inherited Universe:

Universe: (MEDIGAP = 1) AND (HHICOVQ gt TotalMedicare)

Universe Description: Number of persons covered by this policy is greater than the total number of household members enrolled in Medicare

Text: * [Number is greater than the number of household members enrolled in Medicare](#)

Check Instructions:

Type: Soft

Skip Instructions: Suppress: Goto PLNMGD

All others, go back to HHICOVQ

Field

PLNMGD
BlkSect12B.BlkPrivate.PLNMGD

Description: Type of plan

Form Pane Label: Type

SAS Name: PLNMGD

Tag Name: PLNMGD

Inherited Universe:

Universe: HINSCMP <> 888

Universe Description:

Question Text: Is this plan an HMO (Health Maintenance Organization), an IPA (Individual Practice Association), a PPO (Preferred Provider Organization), or fee-for-service?

Type: Enumerated

Length: 1

Answer List: TPLNMGD

Value:	Mnemonic:	Description:
1	HMOIPA	HMO/IPA
2	PPOFFS	PPO/Fee-for-service

- Don't Know
- Refuse
- Empty

- On Input
- On Output

Array:

Skip Instructions: 1: Goto FSA

2,DK,RF: Goto HSAHRA

Instrument SAS Name: PLNMGD

Destination Data Set: EHIP

HSAHRA

Field

BlkSect12B.BlkPrivate.HSAHRA

Description: Special account that can be used to pay for medical expenses?

Form Pane Label: HSA/HRA

SAS Name: HSAHRA

Tag Name: HSAHRA

Inherited Universe:

Universe: PLNMGD = 2, DK, or RF

Universe Description:

Question Text: With this plan, is there a special account or fund that can be used to pay for medical expenses? The accounts are sometimes referred to as Health Savings Accounts (HSAs), Health Reimbursement Accounts (HRAs), Personal Care accounts, Personal Medical funds, or Choice funds, and are different from Flexible Spending Accounts.

Type: Enumerated

Length: 1

Answer List: TYesNo

Value:	Mnemonic:	Description:
1	Yes	Yes
2	No	No

Don't Know

Refuse

Empty

On Input

On Output

Array:

Skip Instructions: Goto FSA

Instrument SAS Name: HSAHRA

Destination Data Set: EHIP

Field

FSA

BlkSect12B.BlkPrivate.FSA

Description: Do you have a Flexible Spending Account for health expenses?

Form Pane Label: FSA

SAS Name: FSA

Tag Name: FSA

Inherited Universe:

Universe: HINSCMP <> 888

Universe Description:

Question Text: Do ^YOU_ANYMEM have a Flexible Spending Account for health expenses?
These accounts are offered by some employers to allow employees to set aside pre-tax dollars of their own money for their use throughout the year to reimburse themselves for their out-of-pocket expenses for health care. With this type of account, any money remaining in the account at the end of the year, following a short grace period, is lost to the employee.

Fills: YOU_ANYMEM

Instructions: IF NUMHOUSE = 1 then fill "you"
ELSE fill "you or any members of your household"

Type: Enumerated

Length: 1

Answer List: TYesNo

Value:	Mnemonic:	Description:
1	Yes	Yes
2	No	No

- Don't Know
- Refuse
- Empty

- On Input
- On Output

Array:

Skip Instructions: Goto HHIGROUP

Instrument SAS Name: FSA

Destination Data Set: EHIP

Field

HHIGROUP
BlkSect12B.BlkPrivate.HHIGROUP

Description: Policy obtained by individual or group?

Form Pane Label: Group

SAS Name: HHIGROUP

Tag Name: HHIGROUP

Inherited Universe:

Universe: HINSCMP <> 888

Universe Description:

Question Text: Was the plan obtained on an individual or group basis?

Type: Enumerated

Length: 1

Answer List: TIGROUP

Value:	Mnemonic:	Description:
1	Individually	Individually obtained
2	Employment	Group through place of employment
3	Organization	Group through other organization

- Don't Know
- Refuse
- Empty

- On Input
- On Output

Array:

Skip Instructions: 1,3,DK,RF: Goto PORTAL

2: Goto HHIPRYOU

Instrument SAS Name: HHIGROUP

Destination Data Set: EHIP

PORTAL

Field

BlkSect12B.BlkPrivate.PORTAL

Description: Policy obtained through Healthcare.gov?

Form Pane Label: Hcare.gov

SAS Name: PORTAL

Tag Name: PORTAL

Inherited Universe:

Universe: HHIGROUP = 1, 3, DK, or RF

Universe Description:

Question Text: Was the plan obtained through ^ST_PORTAL Healthcare.gov?

Fills: ST_PORTAL

Instructions: If state is Arkansas then fill "the Arkansas Health Connector or"
If state is California then fill "Covered California or"
If state is Colorado then fill "Connect for Health Colorado or"
If state is Connecticut then fill "Access Health CT or"
If state is Delaware then fill "Choose Health Delaware or"
If state is District of Columbia then fill "DC Health Link or"
If state is Hawaii then fill "the Hawaii Health Connector or"
If state is Idaho then fill "Your Health Idaho or"
If state is Illinois then fill "Get Covered Illinois or"
If state is Kentucky then fill "Kynect or"
If state is Maryland then fill "the Maryland Health Connection or"
If state is Massachusetts then fill "the Massachusetts Health Connector,
Commonwealth Care (CommCare), Commonwealth Choice (CommChoice) or"
If state is Michigan then fill "the Health Insurance Consumer Assistance
Program (HICAP) or"
If state is Minnesota then fill "MNSure or"
If state is Nevada then fill "the Nevada Health Link or"
If state is New Mexico then fill "BeWellNM or"
If state is New York then fill "New York State of Health or"
If state is Oregon then fill "Cover Oregon or"
If state is Rhode Island then fill "Health Source RI or"
If state is Vermont then fill "Vermont Health Connect or"
If state is Washington then fill "the Washington Health Plan Finder, the
Washington Health Benefit Exchange or"
If state is West Virginia then fill "the West Virginia Health Insurance
Marketplace or"
ELSE leave blank

Type: Enumerated
Length: 1

Answer List: TYesNo

Value:	Mnemonic:	Description:
1	Yes	Yes
2	No	No

- Don't Know
- Refuse
- Empty

- On Input
- On Output

Array:

Skip Instructions: 1: Goto PORTPLAN

2,DK,RF: Goto HHIPRYOU

Instrument SAS Name: PORTAL

Destination Data Set: EHIP

PORTPLAN

Field

BlkSect12B.BlkPrivate.PORTPLAN

Description: Platinum, gold, silver, bronze, or catastrophic plan?

Form Pane Label: Plan type

SAS Name: PORTPLAN

Tag Name: PORTPLAN

Inherited Universe:

Universe: PORTAL = 1

Universe Description:

Question Text: Is this plan a platinum, gold, silver, bronze, or catastrophic plan?

Type: Enumerated

Length: 1

Answer List: TPORTPLAN

Value:	Mnemonic:	Description:
1	Platinum	Platinum plan
2	Gold	Gold plan
3	Silver	Silver plan
4	Bronze	Bronze plan
5	Catastrophic	Catastrophic plan

Don't Know

Refuse

Empty

On Input

On Output

Array:

Skip Instructions: Goto HHIPRYOU

Instrument SAS Name: PORTPLAN

Destination Data Set: EHIP

Field

HHIPRYOU
BlkSect12B.BlkPrivate.HHIPRYOU

Description: Do you pay for any portion of the premiums?

Form Pane Label: CU Pay

SAS Name: HHIPRYOU

Tag Name: HHIPRYOU

Inherited Universe:

Universe: HINSCMP <> 888

Universe Description:

Question Text: ^DoDoes_C ^YOU_YRCU pay ANY portion of the premiums for this plan?

Fills: DoDoes_C

Instructions: IF NUMHOUSE = 1 then fill "Do"
ELSE fill "Does"

Fills: YOU_YRCU

Instructions: IF NUMHOUSE = 1 then fill "you"
ELSE fill "your household"

Type: Enumerated

Length: 1

Answer List: TYesNo

Value:	Mnemonic:	Description:
1	Yes	Yes
2	No	No

- Don't Know
- Refuse
- Empty

- On Input
- On Output

Array:

Skip Instructions: 1,DK,RF: Goto HHIPRDED

2: Goto HHIPROUT

Instrument SAS Name: HHIPRYOU

Destination Data Set: EHIP

Field

HHIPROUT
BlkSect12B.BlkPrivate.HHIPROUT

Description: Who pays premiums?

Form Pane Label: Who

SAS Name: HHIPROUT

Tag Name: HHIPROUT

Inherited Universe:

Universe: HHIPRYOU = 2

Universe Description:

Question Text: Who pays the policy premiums?

Type: Enumerated

Length: 1

Answer List: TSSPROTH

Value:	Mnemonic:	Description:
1	Employer	An employer or union?
2	Other	Another group or persons outside your household?

- Don't Know
- Refuse
- Empty

- On Input
- On Output

Array:

Special Instructions: Answer list options should be in bold black

Skip Instructions: IF PORTAL = 1 goto PREMSUBS
ELSE goto HHIMORE

Instrument SAS Name: HHIPROUT

Destination Data Set: EHIP

HHIPRDED

Field

BlkSect12B.BlkPrivate.HHIPRDED

Description: Any paid through payroll deductions?

Form Pane Label: Deduct

SAS Name: HHIPRDED

Tag Name: HHIPRDED

Inherited Universe:

Universe: HHIPRYOU = 1, DK or RF

Universe Description:

Question Text: Are any premiums paid through payroll deductions?

Type: Enumerated

Length: 1

Answer List: TYesNo

Value:	Mnemonic:	Description:
1	Yes	Yes
2	No	No

- Don't Know
- Refuse
- Empty

- On Input
- On Output

Array:

Skip Instructions: Goto HHIRPMPD

Instrument SAS Name: HHIPRDED

Destination Data Set: EHIP

Field

HHIRPMPD

BlkSect12B.BlkPrivate.HHIRPMPD

Description: Period of time covered

Form Pane Label: Pay Per

SAS Name: HHIRPMPD

Tag Name: HHIRPMPD

Inherited Universe:

Universe: HHIPRYOU = 1, DK or RF

Universe Description:

Question Text: How often are payments made for ^HINSCMPfill ^INCLDEDC?

Fills: HINSCMPfill

Instructions: If HINSCMP = ENTRY, fill entry in HINSCMP
Else fill "this plan"

Fills: INCLDEDC

Instructions: If HHIPRDED = 1, fill "including payroll deductions"
Else leave blank

Type: Enumerated

Length: 2

Answer List: TPERIOD

Value:	Mnemonic:	Description:
1	Wkly	Once a week
2	Biwkly	Once every 2 weeks
3	TwcMonth	Twice a month
4	Mnthly	Once a month
5	Months	Every 2 months
6	Qtrly	Quarterly (every 3 months)
7	4Months	Once every 4 months
8	6Months	Twice a year (every 6 months)
9	Yrly	Once a year
10	Other	Other

Don't Know
 Refuse
 Empty

On Input
 On Output

Array:

Skip Instructions: 1-9: Goto HHIRPMXB

10,DK,RF: Goto HHIIRGXB

Instrument SAS Name: HHIRPMPD

Destination Data Set: EHIP

Field

HHIRPMXB

BlkSect12B.BlkPrivate.HHIRPMXB

Description: Amount currently paid?

Form Pane Label: Payment \$

SAS Name: HHIRPMXB

Tag Name: HHIRPMXB

Inherited Universe:

Universe: HHIRPMPD = 1-9

Universe Description:

Question Text: What is the amount currently paid ^PERIOD_PI? ^HHIRPMXB_fill

Fills: PERIOD_PI

Instructions: If HHIRPMPD = 1, fill "once a week"

Else if HHIRPMPD = 2, fill "once every 2 weeks"

Else if HHIRPMPD = 3, fill "twice a month"

Else if HHIRPMPD = 4, fill "once a month"

Else if HHIRPMPD = 5, fill "every 2 months"

Else if HHIRPMPD = 6, fill "every 3 months"

Else if HHIRPMPD = 7, fill "every 4 months"

Else if HHIRPMPD = 8, fill "every 6 months"

Else if HHIRPMPD = 9, fill "once a year"

Fills: HHIRPMXB_fill

Instructions: If HSAHRA = 1 then fill "Do not include deposits into an HSA or other accounts used to pay for medical expenses."

Else leave blank

Type: Integer

Length: 7

Min: 1

Max: 999999

- Don't Know
- Refuse
- Empty

- On Input
- On Output

Store Instructions: If entry = DK or RF or ERR1 passed then set HHIR_MXB = EMPTY

Array:

Special Instructions: Display \$ and comma in the entry field

Skip Instructions: 1-99999: IF ((HHIRPMPD = 1 and HHIRPMXB greater than 410) OR
(HHIRPMPD = 2 and HHIRPMXB greater than 432) OR
(HHIRPMPD = 3 and HHIRPMXB greater than 596) OR
(HHIRPMPD = 4 and HHIRPMXB greater than 1084) OR
(HHIRPMPD = 5 and HHIRPMXB greater than 1084) OR
(HHIRPMPD = 6 and HHIRPMXB greater than 3544) OR
(HHIRPMPD = 7 and HHIRPMXB greater than 3544) OR
(HHIRPMPD = 8 and HHIRPMXB greater than 3544) OR
(HHIRPMPD = 9 and HHIRPMXB greater than 12000))
Then goto ERR1_HHIRPMXB
ELSEIF PORTAL = 1 then goto PREMSUBS
ELSE goto HHIMORE

DK,RF: IF PORTAL = 1 then goto PREMSUBS
ELSE goto HHIMORE

Instrument SAS Name: HHIRPMXB

Destination Data Set: EHIP

Check

ERR1_HHIRPMXB
BlkSect12B.BlkPrivate.ERR1_HHIRPMXB

Description: Out of Range Check

Inherited Universe:

Universe: ((HHIRPMPD = 1 and HHIRPMXB greater than 410) OR
(HHIRPMPD = 2 and HHIRPMXB greater than 432) OR
(HHIRPMPD = 3 and HHIRPMXB greater than 596) OR
(HHIRPMPD = 4 and HHIRPMXB greater than 1084) OR
(HHIRPMPD = 5 and HHIRPMXB greater than 1084) OR
(HHIRPMPD = 6 and HHIRPMXB greater than 3544) OR
(HHIRPMPD = 7 and HHIRPMXB greater than 3544) OR
(HHIRPMPD = 8 and HHIRPMXB greater than 3544) OR
(HHIRPMPD = 9 and HHIRPMXB greater than 12000))
AND HHIRPMXB <> DK AND HHIRPMXB <> RF

Universe Description:

Text: * THE VALUE ENTERED IS UNUSUALLY HIGH OR LOW

PLEASE VERIFY AND IF CORRECT, ENTER ITEM LEVEL NOTE

Check Instructions: IF suppressed then set HHIR_MXB = A1

Type: Soft

Skip Instructions: Suppress: IF PORTAL = 1 then goto PREMSUBS
ELSE goto HHIMORE

All others, go back to HHIRPMXB

HHIRGXB

Field

BlkSect12B.BlkPrivate.HHIRGXB

Description: Total expense paid on policy

Form Pane Label: Total \$

SAS Name: HHIRGXB

Tag Name: HHIRGXB

Inherited Universe:

Universe: HHIRPMPD = 10, DK or RF

Universe Description:

Question Text: What was the total expense paid for this plan since ^REF_MONTH not including this month? ^HHIRPMXB_fill

Fills: REF_MONTH

Instructions: Set REF_MONTH = 3 months before the interview.

Calculated by taking the INTPER from record type 10 to come up with the base month to start from.

Fills: HHIRPMXB_fill

Instructions: If HSAHRA = 1 then fill "Do not include deposits into an HSA or other accounts used to pay for medical expenses."

Else leave blank

Type: Integer

Length: 6

Min: 0

Max: 99999

- Don't Know
- Refuse
- Empty

- On Input
- On Output

Store Instructions: IF entry = 0-864, DK or RF then set HHII_GXB = EMPTY

Array:

Special Instructions: Display \$ and comma in the entry field

Skip Instructions: 1-99999: IF HHIIRGXB greater than 864 then goto ERR1_HHIIRGXB
ELSEIF PORTAL = 1 then goto PREMSUBS
ELSE goto HHIMORE

DK,RF: IF PORTAL = 1 then goto PREMSUBS
ELSE goto HHIMORE

Instrument SAS Name: HHIIRGXB

Destination Data Set: EHIP

ERR1_HHIIRGXB

Check

BlkSect12B.BlkPrivate.ERR1_HHIIRGXB

Description: Out of Range Check

Inherited Universe:

Universe: (HHIIRGXB greater than 864) AND HHIIRGXB <> DK
AND HHIIRGXB <> RF)

Universe Description:

Text: * THE VALUE ENTERED IS UNUSUALLY HIGH OR LOW

PLEASE VERIFY AND IF CORRECT, ENTER ITEM LEVEL NOTE

Check Instructions: IF suppressed then set HHII_GXB = A1

Type: Soft

Skip Instructions: Suppress: IF PORTAL = 1 then goto PREMSUBS
ELSE goto HHIMORE

All other, go back to HHIIRGXB

Field

PREMSUBS
BlkSect12B.BlkPrivate.PREMSUBS

Description: Cost of premium subsidized based on income?

Form Pane Label: Subsidized

SAS Name: PREMSUBS

Tag Name: PREMSUBS

Inherited Universe:

Universe: PORTAL = 1

Universe Description:

Question Text: Is the cost of the premium subsidized based on ^YR_YRCUS income?

- ◆ Subsidized health coverage is insurance with a reduced premium. Low and middle income families are eligible to receive tax credits that allow them to pay lower premiums for insurance bought through healthcare exchanges or marketplaces.

Fills: YR_YRCUS

Instructions: IF NUMHOUSE = 1 then fill "your"
ELSE fill "your household's"

Type: Enumerated

Length: 1

Answer List: TYesNo

Value:	Mnemonic:	Description:
1	Yes	Yes
2	No	No

- Don't Know
- Refuse
- Empty

- On Input
- On Output

Array:

Skip Instructions: 1: goto HHISUBPD

2, DK, RF: goto HHIMORE

Instrument SAS Name: PREMSUBS

Destination Data Set: EHIP

Field

HHISUBPD
BlkSect12B.BlkPrivate.HHISUBPD

Description: Is subsidy paid directly to the health insurance company?

Form Pane Label: Directly

SAS Name: HHISUBPD

Tag Name: HHISUBPD

Inherited Universe:

Universe: PREMSUBS = 1

Universe Description:

Question Text: Is the subsidy paid directly to the health insurance company?

Type: Enumerated

Length: 1

Answer List: TYesNo

Value:	Mnemonic:	Description:
1	Yes	Yes
2	No	No

- Don't Know
- Refuse
- Empty

- On Input
- On Output

Array:

Skip Instructions: Goto HHIMORE

Instrument SAS Name: HHISUBPD

Destination Data Set: EHIP

HHIMORE

Field

BlkSect12B.BlkPrivate.HHIMORE

Description: Any more hosp/health plans

Form Pane Label: More

SAS Name:

Tag Name: HHIMORE

Inherited Universe:

Universe:

Universe Description: All

Question Text: Do ^YOU_ANYMEM have any other private health insurance plans?

Fills: YOU_ANYMEM

Instructions: IF NUMHOUSE = 1 then fill "you"

ELSE fill "you or any members of your household"

Type: Enumerated

Length: 1

Answer List: TYesNo

Value:	Mnemonic:	Description:
1	Yes	Yes
2	No	No

Don't Know

Refuse

Empty

On Input

On Output

Store Instructions: 1. IF HINSCMP = 888 then set HIP_STAT = 3 for the current record

ELSE set HIP_STAT = 1 for the current record

2. Set HIP_ORIG = 1 for the current record.

Array:

Skip Instructions: 1: IF ROW number = 12 then goto ERR_MAX
ELSE goto HINSCMP for next plan, next line of grid

2,DK,RF: IF HINSCMP on the row below this one is not EMPTY
then goto CK_HHIMORE.
Else exit private insurance table and
IF 6 selected in HIKIND goto BlkMilitary
ELSE goto PartB_End

Instrument SAS Name: HHIMORE

Destination Data Set: EHIP

ERR_MAX

Check

BlkSect12B.BlkPrivate.ERR_MAX

Description: Max number of Rows Reached

Inherited Universe:

Universe: HHIMORE = 1 and (ROW number = 12)

Universe Description: Yes, there are more policies, but there are no more empty rows in the grid

Text: ♦ [No more rows can be added](#)

Check Instructions:

Type: Soft

Skip Instructions: Go back to HHIMORE

Check

CK_HHIMORE
BlkSect12B.BlkPrivate.CK_HHIMORE

Description: Cannot change any more to a No when there is data below.

Inherited Universe:

Universe: (HHIMORE = 2,DK or RF) AND HINSCMP on the row below this one is not EMPTY.

Universe Description: Changed a Yes in HHIMORE to a No, when there is data enter on rows below this one.

Text: * You cannot change this answer to a "no".
*** Press Enter to exit this check and re-enter a "1" in More ***
If you need to delete records below this line, enter 888 in the Company Name column.

Check Instructions:

Type: Hard

Skip Instructions: Go back to HHIMORE

Private_Complete

Field

BlkSect12B.BlkPrivate.Private_Complete

Description: Set Private Complete Flag

Form Pane Label:

SAS Name:

Tag Name:

Inherited Universe:

Universe:

Universe Description:

Question Text:

Type: Integer

Length: 1

Min: 0

Max: 1

- Don't Know
- Refuse
- Empty

- On Input
- On Output

Store Instructions: Set Private complete flag

```
FOR I:= 1 TO 12 DO
```

```
    IF Sect12BPrivate[I].HHIMORE = No, DK or RF THEN  
        set Private_Cmp = 1  
    ELSEIF Sect12BPrivate[I].HHIMORE = Yes THEN  
        set Private_Cmp = 0  
    ENDIF  
ENDDO
```

Array:

Field

HHIPDLIB
BlkSect12B.BlkPrivate.HHIPDLIB

Description: Policy line number for new policies reported

Form Pane Label:

SAS Name: HHIPDLIB

Tag Name:

Inherited Universe:

Universe:

Universe Description:

Question Text: ** NOT DISPLAYED **

Type: Integer

Length: 2

Min: 1

Max: 99

- Don't Know
- Refuse
- Empty

- On Input
- On Output

Array:

Special Instructions: NOTE: Policy Line number for new policies reported
See ITEM for how to set this field

Instrument SAS Name: HHIPDLIB

Destination Data Set: EHIP

HHIR_MXB

Field

BlkSect12B.BlkPrivate.HHIR_MXB

Description: Range edit flag for HHIRPMXB

Form Pane Label:

SAS Name: HHIR_MXB

Tag Name:

Inherited Universe:

Universe:

Universe Description:

Question Text: ** Not Displayed **

Type: String

Length: 2

Don't Know

Refuse

Empty

On Input

On Output

Array:

Special Instructions: NOTE: See ERR1_HHIRPMXB for how to set this field

Valid Values: A1 = Range edit failed
(ERR1 check was suppressed)

Blank = Range edit passed

Instrument SAS Name: HHIR_MXB

Destination Data Set: EHIP

Field

HHII_GXB
BlkSect12B.BlkPrivate.HHII_GXB

Description: Range edit flag for HHII RGXB

Form Pane Label:

SAS Name: HHII_GXB

Tag Name:

Inherited Universe:

Universe:

Universe Description:

Question Text: ** Not Displayed **

Type: String

Length: 2

- Don't Know
- Refuse
- Empty

- On Input
- On Output

Array:

Special Instructions: NOTE: See ERR1_HHII RGXB for how to set this field

Valid Values: A1 = Range edit failed
(ERR1 check was suppressed)

Blank = Range edit passed

Instrument SAS Name: HHII_GXB

Destination Data Set: EHIP

HIP_STAT

Field

BlkSect12B.BlkPrivate.HIP_STAT

Description: Record status

Form Pane Label:

SAS Name: REC_STAT

Tag Name:

Inherited Universe:

Universe:

Universe Description:

Question Text: ** Not Displayed **

Type: String

Length: 1

- Don't Know
- Refuse
- Empty

- On Input
- On Output

Array:

Special Instructions: NOTE: See HHIMORE for how to set this field

Valid Values: 1 = Active Record
3 = Inactive Record

Instrument SAS Name: HIP_STAT

Destination Data Set: EHIP

Field

HIP_ORIG
BlkSect12B.BlkPrivate.HIP_ORIG

Description: Record origin

Form Pane Label:

SAS Name: REC_ORIG

Tag Name:

Inherited Universe:

Universe:

Universe Description:

Question Text: ** Not Displayed **

Type: String

Length: 1

- Don't Know
- Refuse
- Empty

- On Input
- On Output

Array:

Special Instructions: NOTE: See HHIMORE for how to set this field

Valid Values: 1 = Data from current month interview
4 = Inventory data- no updates were made
5 = Inventory data- updates made.

Instrument SAS Name: HIP_ORIG

Destination Data Set: EHIP

HHICPMTB

Field

BlkSect12B.BlkPrivate.HHICPMTB

Description: BLS variable for HHIANYPD

Form Pane Label:

SAS Name: HHICPMTB

Tag Name:

Inherited Universe:

Universe:

Universe Description:

Question Text:

Type: String

Length: 1

- Don't Know
- Refuse
- Empty

- On Input
- On Output

Array:

Instrument SAS Name: HHICPMTB

Destination Data Set: EHIP

Field

HHIBCBS

BlkSect12B.BlkPrivate.HHIBCBS

Description: Flag for Blue Cross/Blue Shield - Created in Processing

Form Pane Label:

SAS Name: HHIBCBS

Tag Name:

Inherited Universe:

Universe:

Universe Description:

Question Text:

Type: String

Length: 1

- Don't Know
- Refuse
- Empty

- On Input
- On Output

Array:

Special Instructions: Values: 1 = insurance plan is BCBS

Instrument SAS Name: HHIBCBS

Destination Data Set: EHIP

MATCHID

Field

BlkSect12B.BlkPrivate.MATCHID

Description: Match ID used for matching record in processing

Form Pane Label:

SAS Name:

Tag Name:

Inherited Universe:

Universe:

Universe Description:

Question Text: ** Created in Post Processing **

Type: Integer

Length: 2

Min: 0

Max: 99

- Don't Know
- Refuse
- Empty

- On Input
- On Output

Array:

Instrument SAS Name: MATCHID

Destination Data Set: EHIP

Field

BLSLNO
BlkSect12B.BlkPrivate.BLSLNO

Description: Combined Private and Single service line number - Created in processing

Form Pane Label:

SAS Name:

Tag Name:

Inherited Universe:

Universe:

Universe Description:

Question Text: ** Created in Processing *

Type: Integer

Length: 2

Min: 0

Max: 99

- Don't Know
- Refuse
- Empty

- On Input
- On Output

Array:

Instrument SAS Name: BLSLNO

Destination Data Set: EHIP

BlkMilitary

Block

BlkSect12B.BlkMilitary

Description: Military Insurance block - asked once per household

Tab Name:

Fly Over Name:

Universe Type: If

Inherited Universe:

Universe: 6 selected in HIKIND

Universe Description:

Array:

Block Instructions: Section Label: Section 12, Part B - Military Insurance

NOTE: The data in this block is combined with Medicaid and sent to BLS under EHHM. (See Block Sect12BLSFinal. Any changes made here also need to be made in Sect12BLSFinal.)

Field

MILITARY
BlkSect12B.BlkMilitary.MILITARY

Description: Covered by military health care?

Form Pane Label: Military Ins

SAS Name:

Tag Name: MILITARY

Inherited Universe:

Universe:

Universe Description: All who get this block

Question Text: Earlier I recorded that ^YOU_YRCU are covered by military health care. Is that correct?

Fills: YOU_YRCU

Instructions: IF NUMHOUSE = 1 then fill "you"
ELSE fill "your household"

Type: Enumerated

Length: 1

Answer List: TYesNo

Value:	Mnemonic:	Description:
1	Yes	Yes
2	No	No

- Don't Know
- Refuse
- Empty

- On Input
- On Output

Array:

Skip Instructions: 1: Goto MILSPC

2,DK,RF: Goto Military_Complete

Instrument SAS Name: MILITARY

Destination Data Set: EHMT

Field

MILSPC
BlkSect12B.BlkMilitary.MILSPC

Description: What types of military health care are you covered by?

Form Pane Label: Military Types

SAS Name:

Tag Name: MILSPC

Inherited Universe:

Universe: MILITARY = 1

Universe Description: Yes, covered by military health care

Question Text: What ^MILSPC_other of military health care ^Arels ^YOU_YRCU covered by?

✦ Enter all that apply, separate with commas

Fills: MILSPC_other

Instructions: If there is a military health care, 8500, inventory record then fill "other types"
Else fill "types"

Fills: Arels

Instructions: IF RESPLINE = MEMBNO then fill "are"
ELSE fill "is"

Fills: YOU_YRCU

Instructions: IF NUMHOUSE = 1 then fill "you"
ELSE fill "your household"

Type: Set

Max Number of Values: 4

Length: 1

Answer List: TMILSPC

Value:	Mnemonic:	Description:
1	Tricare	^MILSPCOpt1_fill
2	VA	^MILSPCOpt2_fill
3	CHAMPVA	^MILSPCOpt3_fill
4	Other	^MILSPCOpt4_fill

Don't Know
 Refuse
 Empty

On Input
 On Output

Array:

Skip Instructions: 1-4: IF 4 selected then goto MILSPCOT
ELSEIF 2 or 3 selected AND NUMHOUSE gt 1 then
goto MILVACOV
ELSEIF 1 selected in MILSPC AND NUMHOUSE gt 1 then
goto TRICOV
ELSEIF 1 selected then goto MILMAN
ELSE goto Military_Complete

DK, RF: Goto Military_Complete

Instrument SAS Name: MILSPC

Destination Data Set: EHMT

Field

MILSPCOT
BlkSect12B.BlkMilitary.MILSPCOT

Description: Other military coverage specify

Form Pane Label: Specify

SAS Name:

Tag Name: MILSPCOT

Inherited Universe:

Universe: 4 selected in MILSPC

Universe Description: Covered by "other" military health care

Question Text: ♦ Other military coverage - specify:

Type: String

Length: 30

Don't Know

Refuse

Empty

On Input

On Output

Array:

Skip Instructions: IF NUMHOUSE gt 1 then goto MILOTCOV

ELSEIF 1 selected in MILSPC AND NUMHOUSE gt 1 then goto TRICOV

ELSEIF 1 selected in MILSPC then goto MILMAN

ELSE goto Military_Complete

Instrument SAS Name: MILSPCOT

Destination Data Set: EHMT

MILOTCOV

Field

BlkSect12B.BlkMilitary.MILOTCOV

Description: How many members are covered?

Form Pane Label: # Membs Oth

SAS Name:

Tag Name: MILOTCOV

Inherited Universe:

Universe: 4 selected in MILSPC AND NUMHOUSE greater than 1

Universe Description: Covered by "other" military health care AND there is more than one household member

Question Text: How many members of your household are covered by ^MILSPCOT_fill?

Fills: MILSPCOT_fill

Instructions: IF MILSPCOT ne DK or RF or EMPTY then fill Entry in MILSPCOT
ELSE fill "your other military coverage"

Type: Integer

Length: 2

Min: 1

Max: 30

Don't Know

Refuse

Empty

On Input

On Output

Array:

Skip Instructions: IF MILOTCOV greater than NUMHOUSE then goto CK_MILOTCOV

ELSEIF 2 or 3 selected in MILSPC AND NUMHOUSE gt 1 then
goto MILVACOV

ELSEIF 1 selected in MILSPC AND NUMHOUSE gt 1 then goto TRICOV

ELSEIF 1 selected in MILSPC then goto MILMAN

ELSE goto Military_Complete

Instrument SAS Name: MILOTCOV

Destination Data Set: EHMT

CK_MILOTCOV

Check

BlkSect12B.BlkMilitary.CK_MILOTCOV

Description: # members covered by Other Military gt total # of members

Inherited Universe:

Universe: MILOTCOV greater than NUMHOUSE

Universe Description: Number of members covered by Other Military coverage is greater than the total number of household members

Text: * [Number cannot exceed number of household members](#)

Check Instructions:

Type: Hard

Skip Instructions: Go back to MILOTCOV

Field

MILVACOV
BlkSect12B.BlkMilitary.MILVACOV

Description: How many members are covered?

Form Pane Label: # Mems VA

SAS Name:

Tag Name: MILVACOV

Inherited Universe:

Universe: (2 or 3 selected in MILSPC) AND NUMHOUSE greater than 1

Universe Description:

Question Text: How many members of your household are covered by ^CHAMPVA_fill?

Fills: CHAMPVA_fill

Instructions: IF both 2 and 3 selected in MILSPC then fill "VA or CHAMP-VA"
ELSEIF 3 selected in MILSPC then fill "CHAMP-VA"
ELSE fill "VA"

Type: Integer

Length: 2

Min: 1

Max: 30

Don't Know
 Refuse
 Empty

On Input
 On Output

Array:

Skip Instructions: IF MILVACOV gt the number of CU members then goto CK_MILVACOV

ELSEIF 1 selected in MILSPC AND NUMHOUSE gt 1 then goto TRICOV

ELSEIF 1 selected in MILSPC then goto MILMAN

ELSE goto Military_Complete

Instrument SAS Name: MILVACOV

Destination Data Set: EHMT

Check

CK_MILVACOV
BlkSect12B.BlkMilitary.CK_MILVACOV

Description: # enrolled in VA/CHAMP gt # HH members

Inherited Universe:

Universe: MILVACOV greater than NUMHOUSE

Universe Description: The number of members covered by VA/CHAMP is greater than the total number of household members

Text: * [Number cannot exceed number of household members](#)

Check Instructions:

Type: Hard

Skip Instructions: Go back to MILVACOV

TRICOV

Field

BlkSect12B.BlkMilitary.TRICOV

Description: How many members are covered by Tricare

Form Pane Label: # Memrs Tricare

SAS Name:

Tag Name: TRICOV

Inherited Universe:

Universe: (1 selected in MILSPC) AND NUMHOUSE greater than 1

Universe Description:

Question Text: How many members of your household are covered by TRICARE?

Type: Integer

Length: 2

Min: 1

Max: 30

Don't Know

Refuse

Empty

On Input

On Output

Array:

Skip Instructions: IF TRICOV gt the number of CU members then goto CK_TRICOV

ELSE goto MILMAN

ELSE goto Military_Complete

Instrument SAS Name: TRICOV

Destination Data Set: EHMT

Check

CK_TRICOV
BlkSect12B.BlkMilitary.CK_TRICOV

Description: # enrolled in TRICARE gt # HH members

Inherited Universe:

Universe: TRICOV greater than NUMHOUSE

Universe Description: The number of members covered by TRICARE is greater than the total number of household members

Text: * [Number cannot exceed number of household members](#)

Check Instructions:

Type: Hard

Skip Instructions: Go back to TRICOV

MILMAN

Field

BlkSect12B.BlkMilitary.MILMAN

Description: What type of TRICARE plan do you have?

Form Pane Label: TRICARE Type

SAS Name:

Tag Name: MILMAN

Inherited Universe:

Universe: 1 selected in MILSPC

Universe Description:

Question Text: Is your TRICARE plan - TRICARE Prime, TRICARE Select, or TRICARE for Life?

• If more than one plan type, select "other (specify)"

Type: Enumerated

Length: 1

Answer List: TMILMAN

Value:	Mnemonic:	Description:
1	Prime	TRICARE Prime
2	Extra	TRICARE Select
3	Life	TRICARE for Life
4	other	TRICARE other (specify)

Don't Know

Refuse

Empty

On Input

On Output

Array:

Skip Instructions: 1,2,DK,RF: Goto TRIRPMPD

3: Goto Military_Complete

4: Goto MILMANOT

Instrument SAS Name: MILMAN

Destination Data Set: EHMT

MILMANOT

Field

BlkSect12B.BlkMilitary.MILMANOT

Description: Other type of TRICARE coverage specify

Form Pane Label: Specify

SAS Name:

Tag Name: MILMANOT

Inherited Universe:

Universe: MILMAN = 4

Universe Description:

Question Text: * Other type of TRICARE coverage - specify:

Type: String

Length: 30

Don't Know

Refuse

Empty

On Input

On Output

Array:

Skip Instructions: Goto TRIRPMPD

Instrument SAS Name: MILMANOT

Destination Data Set: EHMT

Field

TRIRPMPD

BlkSect12B.BlkMilitary.TRIRPMPD

Description: How often are payments made including payroll deductions

Form Pane Label: How often

SAS Name:

Tag Name: TRIRPMPD

Inherited Universe:

Universe: MILMAN = 1, 2, 4, DK or RF

Universe Description:

Question Text: How often are payments made for ^TRICARE_fill including payroll deductions?

Fills: TRICARE_fill

Instructions: IF MILMAN = 1 then fill "TRICARE Prime"

ELSEIF MILMAN = 2 then fill "TRICARE Select"

ELSEIF MILMANOT <> DK and MILMANOT <> RF then fill entry in MILMANOT

ELSE fill "TRICARE"

Type: Enumerated

Length: 2

Answer List: TPERIOD

Value:	Mnemonic:	Description:
1	Wkly	Once a week
2	Biwkly	Once every 2 weeks
3	TwcMonth	Twice a month
4	Mnthly	Once a month
5	Months	Every 2 months
6	Qtrly	Quarterly (every 3 months)
7	4Months	Once every 4 months
8	6Months	Twice a year (every 6 months)
9	Yrly	Once a year
10	Other	Other

Don't Know

Refuse
 Empty

On Input
 On Output

Array:

Skip Instructions: 1-9: Goto TRIRPMXB

10,DK,RF: Goto TRIIRGXB

Instrument SAS Name: TRIRPMPD

Destination Data Set: EHMT

Field

TRIRPMXB
BlkSect12B.BlkMilitary.TRIRPMXB

Description: What was the amount paid

Form Pane Label: Amount paid

SAS Name:

Tag Name: TRIRPMXB

Inherited Universe:

Universe: TRIRPMPD = 1-9

Universe Description:

Question Text: What is the amount currently paid ^PERIOD_Mil?

Fills: PERIOD_Mil

Instructions: If TRIRPMPD = 1, fill "once a week"

Else if TRIRPMPD = 2, fill "once every 2 weeks"

Else if TRIRPMPD = 3, fill "twice a month"

Else if TRIRPMPD = 4, fill "once a month"

Else if TRIRPMPD = 5, fill "every 2 months"

Else if TRIRPMPD = 6, fill "every 3 months"

Else if TRIRPMPD = 7, fill "every 4 months"

Else if TRIRPMPD = 8, fill "every 6 months"

Else if TRIRPMPD = 9, fill "once a year"

Type: Integer

Length: 7

Min: 1

Max: 999999

Don't Know

Refuse

Empty

On Input

On Output

Store Instructions: If entry = DK or RF or ERR1 is passed then
set TRIR_MXB = EMPTY

Array:

Special Instructions: Display a \$ and comma in the entry field

Skip Instructions: If (TRIRPMPD = 1 and TRIRPMXB greater than 125) or
(TRIRPMPD = 2 and TRIRPMXB greater than 220) or
(TRIRPMPD = 3 and TRIRPMXB greater than 60) or
((TRIRPMPD = 4-8) and TRIRPMXB greater than 758) or
(TRIRPMPD = 9 and TRIRPMXB greater than 1200)]
then goto ERR1_TRIRPMXB

Else goto Military_Complete

Instrument SAS Name: TRIRPMXB

Destination Data Set: EHMT

Check

ERR1_TRIRPMXB
BlkSect12B.BlkMilitary.ERR1_TRIRPMXB

Description: Out of Range Check

Inherited Universe:

Universe: TRIRPMXB <> DK AND TRIRPMXB <> RF AND
[(TRIRPMPD = 1 and TRIRPMXB greater than 125) or
(TRIRPMPD = 2 and TRIRPMXB greater than 220) or
(TRIRPMPD = 3 and TRIRPMXB greater than 60) or
((TRIRPMPD = 4-8) and TRIRPMXB greater than 758) or
(TRIRPMPD = 9 and TRIRPMXB greater than 1200)]

Universe Description:

Text: * THE AMOUNT ENTERED IS UNUSUALLY HIGH OR LOW

PLEASE VERIFY AND IF CORRECT, ENTER ITEM LEVEL NOTE

Check Instructions: IF suppressed then set TRIR_MXB = A1

Type: Soft

Skip Instructions: Suppress: Goto Military_Complete

All others, go back to TRIRPMXB

TRIIRGXB

Field

BlkSect12B.BlkMilitary.TRIIRGXB

Description: Total amount paid for Tricare

Form Pane Label: Total paid \$

SAS Name:

Tag Name: TRIIRGXB

Inherited Universe:

Universe: TRIRPMPD = 10, DK or RF

Universe Description:

Question Text: What was the total expense paid for ^TRICARE_fill since ^REF_MONTH not including this month?

Fills: TRICARE_fill

Instructions: IF MILMAN = 1 then fill "TRICARE Prime"
ELSEIF MILMAN = 2 then fill "TRICARE Select"
ELSEIF MILMANOT <> DK and MILMANOT <> RF then fill entry in MILMANOT
ELSE fill "TRICARE"

Fills: REF_MONTH

Instructions: Set REF_MONTH = 3 months before the interview.
Calculated by taking the INTPER from record type 10 to come up with the base month to start from.

Type: Integer

Length: 6

Min: 0

Max: 99999

- Don't Know
 Refuse
 Empty

- On Input
 On Output

Store Instructions: IF ENTRY = 0-758, DK or RF then set TRII_GXB = EMPTY

Array:

Special Instructions: Display a \$ and comma in the entry field

Skip Instructions: IF ENTRY greater than 758 then goto ERR1_TRIIRGXB

Else goto Military_Complete

Instrument SAS Name: TRIIRGXB

Destination Data Set: EHMT

ERR1_TRIIRGXB

Check

BlkSect12B.BlkMilitary.ERR1_TRIIRGXB

Description: Out of Range Check

Inherited Universe:

Universe: (TRIIRGXB greater than 758) AND TRIIRGXB <> DK
AND TRIIRGXB <> RF

Universe Description:

Text: * THE VALUE ENTERED IS UNUSUALLY HIGH OR LOW

PLEASE VERIFY AND IF CORRECT, ENTER ITEM LEVEL NOTE

Check Instructions: IF suppressed then set TRII_GXB = A1

Type: Soft

Skip Instructions: Suppress: Goto Military_Complete

All others, go back to TRIIRGXB

Field

Military_Complete
BlkSect12B.BlkMilitary.Military_Complete

Description: Set Military Complete Flag

Form Pane Label:

SAS Name:

Tag Name:

Inherited Universe:

Universe:

Universe Description:

Question Text:

Type: Classification

Length: 0

- Don't Know
- Refuse
- Empty

- On Input
- On Output

Store Instructions: Set Military Complete Flag

```
IF (MILITARY = No, DK or RF) OR (MILSPC = DK or RF) THEN  
  Set Milcmp = 1
```

```
ELSEIF Tricare IN MILSPC THEN
```

```
  IF ((MILMAN = Life) OR  
      ((TRIRPMPD = 1-9) AND(TRIRPMXB = RESPONSE, DK or RF))  
      OR ((TRIRPMPD = 10, DK or RF) AND  
          (TRIIRGXB = RESPONSE, DK or RF)) THEN  
    Set Milcmp = 1
```

```
  ENDIF
```

```
ELSEIF (VA IN MILSPC) OR (CHAMPVA IN MILSPC) OR  
      (Other IN MILSPC) THEN
```

```
  IF NUMHOUSE > 1 THEN
```

```
    IF (MILVACOV = RESPONSE, DK or RF) THEN  
      Set Milcmp = 1
```

```
        ELSEIF (MILOTCOV = RESPONSE, DK or RF) THEN
            Set Milcmp = 1
        ENDIF
    ELSE {Numhouse = 1}
        Set Milcmp = 1
    ENDIF
ELSE
    Set Milcmp = 0
ENDIF
```

Array:

Skip Instructions: Exit military block and goto PartB_End

Field

TRIR_MXB
BlkSect12B.BlkMilitary.TRIR_MXB

Description: Range edit flag for TRIRPMXB

Form Pane Label:

SAS Name:

Tag Name:

Inherited Universe:

Universe:

Universe Description:

Question Text:

Type: String

Length: 2

- Don't Know
- Refuse
- Empty

- On Input
- On Output

Array:

Special Instructions: NOTE: See ERR1_TRIRPMXB for how to set this field

Valid Values: A1 = Range edit failed
(ERR1 check was suppressed)

Blank = Range edit passed

Instrument SAS Name: TRIR_MXB

Destination Data Set: EHMT

TRII_GXB

Field

BlkSect12B.BlkMilitary.TRII_GXB

Description: Range edit flag for TRIIRGXB

Form Pane Label:

SAS Name:

Tag Name:

Inherited Universe:

Universe:

Universe Description:

Question Text:

Type: String

Length: 2

- Don't Know
- Refuse
- Empty

- On Input
- On Output

Array:

Special Instructions: NOTE: See ERR1_TRIIRGXB for how to set this field

Valid Values: A1 = Range edit failed
(ERR1 check was suppressed)

Blank = Range edit passed

Instrument SAS Name: TRII_GXB

Destination Data Set: EHMT

Field

REC_STAT
BlkSect12B.BlkMilitary.REC_STAT

Description: Record Status - Created in Processing

Form Pane Label:

SAS Name:

Tag Name:

Inherited Universe:

Universe:

Universe Description:

Question Text: ** Created in Processing **

Type: String

Length: 1

- Don't Know
- Refuse
- Empty

- On Input
- On Output

Array:

Special Instructions: Set in Processing.

Values: 1 = newly collected record

Instrument SAS Name: REC_STAT

Destination Data Set: EHMT

REC_ORIG

Field

BlkSect12B.BlkMilitary.REC_ORIG

Description: Record Origin - Created in Processing

Form Pane Label:

SAS Name:

Tag Name:

Inherited Universe:

Universe:

Universe Description:

Question Text: ** Created in Processing **

Type: String

Length: 1

- Don't Know
- Refuse
- Empty

- On Input
- On Output

Array:

Special Instructions: Set in Processing.

Values: 1 = Record collected this quarter

4 = Record collected in previous quarter

Instrument SAS Name: REC_ORIG

Destination Data Set: EHMT

Field

MILOTHR
BlkSect12B.BlkMilitary.MILOTHR

Description: Military Other Flag - Created in Processing

Form Pane Label:

SAS Name:

Tag Name:

Inherited Universe:

Universe:

Universe Description:

Question Text: ** Created in Processing **

Type: String

Length: 1

Don't Know

Refuse

Empty

On Input

On Output

Array:

Special Instructions: Set in Processing based on MILSPC.

Values: 1 = Has Other Military

2 = Does not have/still have

9 = Does not know if still have

8 = Refused to say if still have

Instrument SAS Name: MILOTHR

Destination Data Set: EHMT

VACHAMP

Field

BlkSect12B.BlkMilitary.VACHAMP

Description: VA Champ Flag - Created in Processing

Form Pane Label:

SAS Name:

Tag Name:

Inherited Universe:

Universe:

Universe Description:

Question Text: ** Created in Processing **

Type: String

Length: 1

Don't Know

Refuse

Empty

On Input

On Output

Array:

Special Instructions: Set in Processing based on MILSPC.

Values: 1 = Has VA/CHAMP/VA and CHAMP

2 = Does not have/still have

9 = Does not know if still have

8 = Refused to say if still have

Instrument SAS Name: VACHAMP

Destination Data Set: EHMT

Field

VCDESC
BlkSect12B.BlkMilitary.VCDESC

Description: VACHAMP description - Created in Processing

Form Pane Label:

SAS Name:

Tag Name:

Inherited Universe:

Universe:

Universe Description:

Question Text: ** Created in Processing **

Type: String

Length: 14

- Don't Know
- Refuse
- Empty

- On Input
- On Output

Array:

Special Instructions: Set in Processing based on VA and VACHAMP

Instrument SAS Name: VCDESC

Destination Data Set: EHMT

TRICARE

Field

BlkSect12B.BlkMilitary.TRICARE

Description: Has Tricare flag - Created in Processing

Form Pane Label:

SAS Name:

Tag Name:

Inherited Universe:

Universe:

Universe Description:

Question Text: ** Created in Processing **

Type: String

Length: 1

Don't Know

Refuse

Empty

On Input

On Output

Array:

Special Instructions: Set in Processing based on MILSPC.

Values: 1 = Has Tricare

2 = Does not have/still have Tricare

9 = Does not know if still have Tricare

8 = Refused to say if still have tricare

Instrument SAS Name: TRICARE

Destination Data Set: EHMT

Field

VA
BlkSect12B.BlkMilitary.VA

Description: VA Flag - Set in Processing

Form Pane Label:

SAS Name:

Tag Name:

Inherited Universe:

Universe:

Universe Description:

Question Text: ** Created in Processing **

Type: String

Length: 1

Don't Know

Refuse

Empty

On Input

On Output

Array:

Special Instructions: Set in Processing based on MILSPC.

Values: 1 = Has VA

2 = Does not have/still have

9 = Does not know if still have

8 = Refused to say if still have

Instrument SAS Name: VA

Destination Data Set: EHMT

CHAMP

Field

BlkSect12B.BlkMilitary.CHAMP

Description: CHAMP Flag - Set in Processing

Form Pane Label:

SAS Name:

Tag Name:

Inherited Universe:

Universe:

Universe Description:

Question Text: ** Created in Processing **

Type: String

Length: 1

- Don't Know
- Refuse
- Empty

- On Input
- On Output

Array:

Special Instructions: Set in Processing based on MILSPC.

Values: 1 = Has CHAMP

2 = Does not have/still have

9 = Does not know if still have

8 = Refused to say if still have

Instrument SAS Name: CHAMP

Destination Data Set: EHMT

Field

HMT_oninput
BlkSect12B.BlkMilitary.HMT_oninput

Description: Place record on input flag - Created in Processing

Form Pane Label:

SAS Name:

Tag Name:

Inherited Universe:

Universe:

Universe Description:

Question Text: ** Created in Processing **

Type: Integer

Length: 1

Min: 1

Max: 2

- Don't Know
- Refuse
- Empty

- On Input
- On Output

Array:

Special Instructions: Set in Processing.

Values: 1 = Please record on SCIF

2 = Do not place record on SCIF.

(Military, Tricare, vachamp and other are all "no")

Instrument SAS Name: HMT_oninput

Destination Data Set: EHMT

PQ_Tricare

Field

BlkSect12B.BlkMilitary.PQ_Tricare

Description: Previous Quarter Tricare value - Set in Processing

Form Pane Label:

SAS Name:

Tag Name:

Inherited Universe:

Universe:

Universe Description:

Question Text: ** Created in Processing **

Type: String

Length: 1

- Don't Know
- Refuse
- Empty

- On Input
- On Output

Array:

Special Instructions: Used to set record origin to a 5 in BLS Edits

Instrument SAS Name: PQ_Tricare

Destination Data Set: EHMT

Field

PQ_VACHAMP
BlkSect12B.BlkMilitary.PQ_VACHAMP

Description: Previous Quarter VACHamp value - Set in Processing

Form Pane Label:

SAS Name:

Tag Name:

Inherited Universe:

Universe:

Universe Description:

Question Text: ** Created in Processing **

Type: String

Length: 1

- Don't Know
- Refuse
- Empty

- On Input
- On Output

Array:

Special Instructions: Used to set record origin to a 5 in BLS Edits

Instrument SAS Name: PQ_VACHAMP

Destination Data Set: EHMT

PQ_MILOTHR

Field

BlkSect12B.BlkMilitary.PQ_MILOTHR

Description: Previous Quarter other value - Set in Processing

Form Pane Label:

SAS Name:

Tag Name:

Inherited Universe:

Universe:

Universe Description:

Question Text: ** Created in Processing **

Type: String

Length: 1

- Don't Know
- Refuse
- Empty

- On Input
- On Output

Array:

Special Instructions: Used to set record origin to a 5 in BLS Edits

Instrument SAS Name: PQ_MILOTHR

Destination Data Set: EHMT

Field

PartB_END
BlkSect12B.PartB_END

Description: End of Part B

Form Pane Label:

SAS Name:

Tag Name:

Inherited Universe:

Universe:

Universe Description:

Question Text: ** Not displayed **

Type: Classification

Length: 0

- Don't Know
- Refuse
- Empty

- On Input
- On Output

Store Instructions: IF (Screener_cmp = 1) AND (Medicare_cmp = 1) AND
(Medicaid_cmp = 1) AND (CHIP_cmp = 1) AND (IHS_cmp = 1)
AND (SS_cmp = 1) AND (Private_cmp = 1) AND
(Military_cmp = 1) THEN
 set SECTCOMP[12] = 1
ELSE
 set SECTCOMP[12] = 2
ENDIF

Array:

Skip Instructions: Exit Sect12 block and goto Section 13

REC_STAT
BlkSect12B.REC_STAT

Field

Description: Record Status - Created in Processing

Form Pane Label:

SAS Name: REC_STAT

Tag Name:

Inherited Universe:

Universe:

Universe Description:

Question Text: ** Created in Processing **

Type: String

Length: 1

- Don't Know
- Refuse
- Empty

- On Input
- On Output

Array:

Special Instructions: Set in Processing.

Values: 1 = newly collected record

Instrument SAS Name: REC_STAT

Destination Data Set: EHHS

Field

REC_ORIG
BlkSect12B.REC_ORIG

Description: Record Origin - Created in Processing

Form Pane Label:

SAS Name: REC_ORIG

Tag Name:

Inherited Universe:

Universe:

Universe Description:

Question Text: ** Created in Processing **

Type: String

Length: 1

- Don't Know
- Refuse
- Empty

- On Input
- On Output

Array:

Special Instructions: Set in Processing.

Values: 1 = Record collected this quarter

Instrument SAS Name: REC_ORIG

Destination Data Set: EHHS

Sect12BLSFinal

Block

Sect12BLSFinal

Description: For Processing Only

Tab Name:

Fly Over Name:

Universe Type: If

Inherited Universe:

Universe:

Universe Description:

Array:

Block Instructions: This block is used in processing to keep variables on the BLS datasets and ensure generic edits are run after merging Medicaid and military and merging private and single

Block

EHHM
Sect12BLSFinal.EHHM

Description: Military and Medicaid combined for BLSOUT

Tab Name:

Fly Over Name:

Universe Type: If

Inherited Universe:

Universe:

Universe Description:

Array:

Block Instructions: Section 13 Processing Only - Medicaid/Military Merged

MDCDSTLL

Field

Sect12BLSFinal.EHHM.MDCDSTLL

Description: Still enrolled in Medicaid?

Form Pane Label:

SAS Name: MDCDSTLL

Tag Name:

Inherited Universe:

Universe:

Universe Description:

Question Text:

Type: Enumerated

Length: 1

Answer List: TYesNo

Value:	Mnemonic:	Description:
1	Yes	Yes
2	No	No

- Don't Know
- Refuse
- Empty

- On Input
- On Output

Array:

Instrument SAS Name: MDCDSTLL

Destination Data Set: EHHM

Field

MEDPREMA
Sect12BLSFinal.EHHM.MEDPREMA

Description: Pay premium for Medicaid plan?

Form Pane Label:

SAS Name: MEDPREMA

Tag Name:

Inherited Universe:

Universe:

Universe Description:

Question Text:

Type: Enumerated

Length: 1

Answer List: TYesNo

Value:	Mnemonic:	Description:
1	Yes	Yes
2	No	No

- Don't Know
- Refuse
- Empty

- On Input
- On Output

Array:

Instrument SAS Name: MEDPREMA

Destination Data Set: EHHM

MDCDPRXA

Field

Sect12BLSFinal.EHHM.MDCDPRXA

Description: What is the monthly premium for this Medicaid plan?

Form Pane Label:

SAS Name: MDCDPRXA

Tag Name:

Inherited Universe:

Universe:

Universe Description:

Question Text:

Type: Integer

Length: 7

Min: 1

Max: 999999

Don't Know

Refuse

Empty

On Input

On Output

Array:

Instrument SAS Name: MDCDPRXA

Destination Data Set: EHHM

Field

CHIPSTLL
Sect12BLSFinal.EHHM.CHIPSTLL

Description: Still covered by Children's Health Insurance Program (CHIP)

Form Pane Label:

SAS Name: CHIPSTLL

Tag Name:

Inherited Universe:

Universe:

Universe Description:

Question Text:

Type: Enumerated
Length: 1

Answer List: TYesNo

Value:	Mnemonic:	Description:
1	Yes	Yes
2	No	No

- Don't Know
- Refuse
- Empty

- On Input
- On Output

Array:

Instrument SAS Name: CHIPSTLL

Destination Data Set: EHHM

CHIPRMA

Field

Sect12BLSFinal.EHHM.CHIPRMA

Description: Pay premium for Medicaid plan?

Form Pane Label:

SAS Name: CHIPRMA

Tag Name:

Inherited Universe:

Universe:

Universe Description:

Question Text:

Type: Enumerated

Length: 1

Answer List: TYesNo

Value:	Mnemonic:	Description:
1	Yes	Yes
2	No	No

- Don't Know
- Refuse
- Empty

- On Input
- On Output

Array:

Instrument SAS Name: CHIPRMA

Destination Data Set: EHHM

Field

CHIPPRXA
Sect12BLSFinal.EHHM.CHIPPRXA

Description: What is the monthly premium for this CHIP plan?

Form Pane Label:

SAS Name: CHIPPRXA

Tag Name:

Inherited Universe:

Universe:

Universe Description:

Question Text:

Type: Integer

Length: 7

Min: 1

Max: 999999

Don't Know

Refuse

Empty

On Input

On Output

Array:

Instrument SAS Name: CHIPPRXA

Destination Data Set: EHHM

IHSSTLL

Field

Sect12BLSFinal.EHHM.IHSSTLL

Description: Still covered by Indian Health Service (IHS)?

Form Pane Label:

SAS Name: IHSSTLL

Tag Name:

Inherited Universe:

Universe:

Universe Description:

Question Text:

Type: Enumerated

Length: 1

Answer List: TYesNo

Value:	Mnemonic:	Description:
1	Yes	Yes
2	No	No

- Don't Know
- Refuse
- Empty

- On Input
- On Output

Array:

Instrument SAS Name: IHSSTLL

Destination Data Set: EHHM

Field

MDCD_RXA
Sect12BLSFinal.EHHM.MDCD_RXA

Description: Range edit flag for MDCDPRXA

Form Pane Label:

SAS Name: MDCD_RXA

Tag Name:

Inherited Universe:

Universe:

Universe Description:

Question Text:

Type: String

Length: 2

- Don't Know
- Refuse
- Empty

- On Input
- On Output

Array:

Special Instructions: NOTE: See ERR1_MDCDPRXA for how to set this field

Valid Values: A1 = Range edit failed
(ERR1 check was suppressed)

Blank = Range edit passed

Instrument SAS Name: MDCD_RXA

Destination Data Set: EHHM

CHIP_RXA

Field

Sect12BLSFinal.EHHM.CHIP_RXA

Description: Range edit flag for CHIPPRXA

Form Pane Label:

SAS Name: CHIP_RXA

Tag Name:

Inherited Universe:

Universe:

Universe Description:

Question Text:

Type: String

Length: 2

- Don't Know
- Refuse
- Empty

- On Input
- On Output

Array:

Special Instructions: NOTE: See ERR1_CHIPPRXA for how to set this field

Valid Values: A1 = Range edit failed
(ERR1 check was suppressed)

Blank = Range edit passed

Instrument SAS Name: CHIP_RXA

Destination Data Set: EHHM

Field

MEDICAID
Sect12BLSFinal.EHHM.MEDICAID

Description: Are you covered by Medicaid?

Form Pane Label:

SAS Name: MEDICAID

Tag Name:

Inherited Universe:

Universe:

Universe Description:

Question Text:

Type: Enumerated
Length: 1

Answer List: TYesNo

Value:	Mnemonic:	Description:
1	Yes	Yes
2	No	No

- Don't Know
- Refuse
- Empty

- On Input
- On Output

Array:

Instrument SAS Name: MEDICAID

Destination Data Set: EHHM

MDCDCOV

Field

Sect12BLSFinal.EHHM.MDCDCOV

Description: How many members are covered by Medicaid?

Form Pane Label:

SAS Name: MDCDCOV

Tag Name:

Inherited Universe:

Universe:

Universe Description:

Question Text:

Type: Integer

Length: 2

Min: 1

Max: 30

Don't Know

Refuse

Empty

On Input

On Output

Array:

Instrument SAS Name: MDCDCOV

Destination Data Set: EHHM

Field

MXCHNG
Sect12BLSFinal.EHHM.MXCHNG

Description: Was Medicaid obtained through Healthcare.gov or Health Insurance Marketplace?

Form Pane Label:

SAS Name: MXCHNG

Tag Name:

Inherited Universe:

Universe:

Universe Description:

Question Text:

Type: Enumerated
Length: 1

Answer List: TYesNo

Value:	Mnemonic:	Description:
1	Yes	Yes
2	No	No

- Don't Know
- Refuse
- Empty

- On Input
- On Output

Array:

Instrument SAS Name: MXCHNG

Destination Data Set: EHHM

MEDPREM

Field

Sect12BLSFinal.EHHM.MEDPREM

Description: Do you pay a premium for your Medicaid plan?

Form Pane Label:

SAS Name: MEDPREM

Tag Name:

Inherited Universe:

Universe:

Universe Description:

Question Text:

Type: Enumerated

Length: 1

Answer List: TYesNo

Value:	Mnemonic:	Description:
1	Yes	Yes
2	No	No

- Don't Know
- Refuse
- Empty

- On Input
- On Output

Array:

Instrument SAS Name: MEDPREM

Destination Data Set: EHHM

Field

MDCDPRMX
Sect12BLSFinal.EHHM.MDCDPRMX

Description: What is the monthly premium for this Medicaid plan?

Form Pane Label:

SAS Name: MDCDPRMX

Tag Name:

Inherited Universe:

Universe:

Universe Description:

Question Text:

Type: Integer

Length: 7

Min: 1

Max: 999999

Don't Know

Refuse

Empty

On Input

On Output

Array:

Instrument SAS Name: MDCDPRMX

Destination Data Set: EHHM

CHIP

Field

Sect12BLSFinal.EHHM.CHIP

Description: Are you covered by Children's Health Insurance Program (CHIP)

Form Pane Label:

SAS Name: CHIP

Tag Name:

Inherited Universe:

Universe:

Universe Description:

Question Text:

Type: Enumerated

Length: 1

Answer List: TYesNo

Value:	Mnemonic:	Description:
1	Yes	Yes
2	No	No

- Don't Know
- Refuse
- Empty

- On Input
- On Output

Array:

Instrument SAS Name: CHIP

Destination Data Set: EHHM

Field

CHIPCOV
Sect12BLSFinal.EHHM.CHIPCOV

Description: How many members are covered by CHIP?

Form Pane Label:

SAS Name: CHIPCOV

Tag Name:

Inherited Universe:

Universe:

Universe Description:

Question Text:

Type: Integer

Length: 2

Min: 1

Max: 30

Don't Know

Refuse

Empty

On Input

On Output

Array:

Instrument SAS Name: CHIPCOV

Destination Data Set: EHHM

CHXCHNG

Field

Sect12BLSFinal.EHHM.CHXCHNG

Description: Was your CHIP plan obtained through Healthcare.gov or Health Insurance Marketplace?

Form Pane Label:

SAS Name: CHXCHNG

Tag Name:

Inherited Universe:

Universe:

Universe Description:

Question Text:

Type: Enumerated

Length: 1

Answer List: TYesNo

Value:	Mnemonic:	Description:
1	Yes	Yes
2	No	No

- Don't Know
- Refuse
- Empty

- On Input
- On Output

Array:

Instrument SAS Name: CHXCHNG

Destination Data Set: EHHM

Field

STRFPRM1
Sect12BLSFinal.EHHM.STRFPRM1

Description: Do you pay a premium for CHIP?

Form Pane Label:

SAS Name: STRFPRM1

Tag Name:

Inherited Universe:

Universe:

Universe Description:

Question Text:

Type: Enumerated
Length: 1

Answer List: TYesNo

Value:	Mnemonic:	Description:
1	Yes	Yes
2	No	No

- Don't Know
- Refuse
- Empty

- On Input
- On Output

Array:

Instrument SAS Name: STRFPRM1

Destination Data Set: EHHM

CHIPPRMX

Field

Sect12BLSFinal.EHHM.CHIPPRMX

Description: What is the monthly premium for CHIP?

Form Pane Label:

SAS Name: CHIPPRMX

Tag Name:

Inherited Universe:

Universe:

Universe Description:

Question Text:

Type: Integer

Length: 7

Min: 1

Max: 999999

Don't Know

Refuse

Empty

On Input

On Output

Array:

Instrument SAS Name: CHIPPRMX

Destination Data Set: EHHM

Field

IHS
Sect12BLSFinal.EHHM.IHS

Description: Are you covered by the Indian Health Service (IHS)

Form Pane Label:

SAS Name: IHS

Tag Name:

Inherited Universe:

Universe:

Universe Description:

Question Text:

Type: Enumerated

Length: 1

Answer List: TYesNo

Value:	Mnemonic:	Description:
1	Yes	Yes
2	No	No

- Don't Know
- Refuse
- Empty

- On Input
- On Output

Array:

Instrument SAS Name: IHS

Destination Data Set: EHHM

IHSCOV

Field

Sect12BLSFinal.EHHM.IHSCOV

Description: How many members are covered by IHS?

Form Pane Label:

SAS Name: IHSCOV

Tag Name:

Inherited Universe:

Universe:

Universe Description:

Question Text:

Type: Integer

Length: 2

Min: 1

Max: 30

Don't Know

Refuse

Empty

On Input

On Output

Array:

Instrument SAS Name: IHSCOV

Destination Data Set: EHHM

Field

MDCD_RMX
Sect12BLSFinal.EHHM.MDCD_RMX

Description: Range edit flag for MDCDPRMX

Form Pane Label:

SAS Name: MDCD_RMX

Tag Name:

Inherited Universe:

Universe:

Universe Description:

Question Text:

Type: String

Length: 2

- Don't Know
- Refuse
- Empty

- On Input
- On Output

Array:

Special Instructions: NOTE: See ERR1_MDCDPRMX for how to set this field

Valid Values: A1 = Range edit failed
(ERR1 check was suppressed)

Blank = Range edit passed

Instrument SAS Name: MDCD_RMX

Destination Data Set: EHHM

CHIP_RMX

Field

Sect12BLSFinal.EHHM.CHIP_RMX

Description: Range edit flag for CHIPPRMX

Form Pane Label:

SAS Name: CHIP_RMX

Tag Name:

Inherited Universe:

Universe:

Universe Description:

Question Text:

Type: String

Length: 2

- Don't Know
- Refuse
- Empty

- On Input
- On Output

Array:

Special Instructions: NOTE: See ERR1_CHIPPRMX for how to set this field

Valid Values: A1 = Range edit failed
(ERR1 check was suppressed)

Blank = Range edit passed

Instrument SAS Name: CHIP_RMX

Destination Data Set: EHHM

Field

REC_STAT
Sect12BLSFinal.EHHM.REC_STAT

Description: Record Status - Created in Processing

Form Pane Label:

SAS Name: REC_STAT

Tag Name:

Inherited Universe:

Universe:

Universe Description:

Question Text:

Type: String

Length: 1

- Don't Know
- Refuse
- Empty

- On Input
- On Output

Array:

Special Instructions: Set in Processing.

Values: 1 = newly collected record

Instrument SAS Name: REC_STAT

Destination Data Set: EHHM

REC_ORIG

Field

Sect12BLSFinal.EHHM.REC_ORIG

Description: Record Origin - Created in Processing

Form Pane Label:

SAS Name: REC_ORIG

Tag Name:

Inherited Universe:

Universe:

Universe Description:

Question Text:

Type: String

Length: 1

- Don't Know
- Refuse
- Empty

- On Input
- On Output

Array:

Special Instructions: Set in Processing.

Values: 1 = Record collected this quarter

Instrument SAS Name: REC_ORIG

Destination Data Set: EHHM

Field

MILOTSTL
Sect12BLSFinal.EHHM.MILOTSTL

Description: Still covered by other military coverage?

Form Pane Label:

SAS Name: MILOTSTL

Tag Name:

Inherited Universe:

Universe:

Universe Description:

Question Text:

Type: Enumerated

Length: 1

Answer List: TYesNo

Value:	Mnemonic:	Description:
1	Yes	Yes
2	No	No

- Don't Know
- Refuse
- Empty

- On Input
- On Output

Array:

Instrument SAS Name: MILOTSTL

Destination Data Set: EHHM

MILVASTL

Field

Sect12BLSFinal.EHHM.MILVASTL

Description: Still covered by VA, CHAMPVA?

Form Pane Label:

SAS Name: MILVASTL

Tag Name:

Inherited Universe:

Universe:

Universe Description:

Question Text:

Type: Enumerated

Length: 1

Answer List: TYesNo

Value:	Mnemonic:	Description:
1	Yes	Yes
2	No	No

- Don't Know
- Refuse
- Empty

- On Input
- On Output

Array:

Instrument SAS Name: MILVASTL

Destination Data Set: EHHM

Field

TRICRSTL
Sect12BLSFinal.EHHM.TRICRSTL

Description: Still covered by Tricare?

Form Pane Label:

SAS Name: TRICRSTL

Tag Name:

Inherited Universe:

Universe:

Universe Description:

Question Text:

Type: Enumerated

Length: 1

Answer List: TYesNo

Value:	Mnemonic:	Description:
1	Yes	Yes
2	No	No

- Don't Know
- Refuse
- Empty

- On Input
- On Output

Array:

Instrument SAS Name: TRICRSTL

Destination Data Set: EHHM

TRIANYPD

Field

Sect12BLSFinal.EHHM.TRIANYPD

Description: Were any payments made for TRICARE by CU?

Form Pane Label:

SAS Name: TRIANYPD

Tag Name:

Inherited Universe:

Universe:

Universe Description:

Question Text:

Type: Enumerated

Length: 1

Answer List: TYesNo

Value:	Mnemonic:	Description:
1	Yes	Yes
2	No	No

- Don't Know
- Refuse
- Empty

- On Input
- On Output

Array:

Instrument SAS Name: TRIANYPD

Destination Data Set: EHHM

Field

TRILSTTM
Sect12BLSFinal.EHHM.TRILSTTM

Description: Payments still made (periodicity)?

Form Pane Label:

SAS Name: TRILSTTM

Tag Name:

Inherited Universe:

Universe:

Universe Description:

Question Text:

Type: Enumerated

Length: 1

Answer List: TYesNo

Value:	Mnemonic:	Description:
1	Yes	Yes
2	No	No

- Don't Know
- Refuse
- Empty

- On Input
- On Output

Array:

Instrument SAS Name: TRILSTTM

Destination Data Set: EHHM

TRIRPMPA

Field

Sect12BLSFinal.EHHM.TRIRPMPA

Description: How often are payments made including payroll deductions

Form Pane Label:

SAS Name: TRIRPMPA

Tag Name:

Inherited Universe:

Universe:

Universe Description:

Question Text:

Type: Enumerated

Length: 2

Answer List: TPERIOD

Value:	Mnemonic:	Description:
1	Wkly	Once a week
2	Biwkly	Once every 2 weeks
3	TwcMonth	Twice a month
4	Mnthly	Once a month
5	Months	Every 2 months
6	Qtrly	Quarterly (every 3 months)
7	4Months	Once every 4 months
8	6Months	Twice a year (every 6 months)
9	Yrly	Once a year
10	Other	Other

- Don't Know
- Refuse
- Empty

- On Input
- On Output

Array:

Instrument SAS Name: TRIRPMPA

Destination Data Set: EHHM

TRIREGXA

Field

Sect12BLSFinal.EHHM.TRIREGXA

Description: What was the amount paid on this policy by CU?

Form Pane Label:

SAS Name: TRIREGXA

Tag Name:

Inherited Universe:

Universe:

Universe Description:

Question Text:

Type: Integer

Length: 7

Min: 1

Max: 999999

Don't Know

Refuse

Empty

On Input

On Output

Array:

Instrument SAS Name: TRIREGXA

Destination Data Set: EHHM

Field

TRIPDAMT
Sect12BLSFinal.EHHM.TRIPDAMT

Description: Total amount paid by CU members for Tricare?

Form Pane Label:

SAS Name: TRIPDAMT

Tag Name:

Inherited Universe:

Universe:

Universe Description:

Question Text:

Type: Integer

Length: 6

Min: 1

Max: 99999

Don't Know

Refuse

Empty

On Input

On Output

Array:

Instrument SAS Name: TRIPDAMT

Destination Data Set: EHHM

TRIR_GXA

Field

Sect12BLSFinal.EHHM.TRIR_GXA

Description: Range edit flag for TRIREGXA

Form Pane Label:

SAS Name: TRIR_GXA

Tag Name:

Inherited Universe:

Universe:

Universe Description:

Question Text: ** Not Displayed **

Type: String

Length: 2

- Don't Know
- Refuse
- Empty

- On Input
- On Output

Array:

Special Instructions: NOTE: See ERR1_TRIREGXA for how to set this field

Valid Values: A1 = Range edit failed
(ERR1 check was suppressed)

Blank = Range edit passed

Instrument SAS Name: TRIR_GXA

Destination Data Set: EHHM

Field

TRIP_AMT
Sect12BLSFinal.EHHM.TRIP_AMT

Description: Range edit flag for TRIPDAMT

Form Pane Label:

SAS Name: TRIP_AMT

Tag Name:

Inherited Universe:

Universe:

Universe Description:

Question Text: ** Not Displayed **

Type: String

Length: 2

- Don't Know
- Refuse
- Empty

- On Input
- On Output

Array:

Special Instructions: NOTE: See ERR1_TRIPDAMT for how to set this field

Valid Values: A1 = Range edit failed
(ERR1 check was suppressed)

Blank = Range edit passed

Instrument SAS Name: TRIP_AMT

Destination Data Set: EHHM

MILITARY

Field

Sect12BLSFinal.EHHM.MILITARY

Description: Covered by military health care?

Form Pane Label:

SAS Name: MILITARY

Tag Name:

Inherited Universe:

Universe:

Universe Description:

Question Text:

Type: Enumerated

Length: 1

Answer List: TYesNo

Value:	Mnemonic:	Description:
1	Yes	Yes
2	No	No

- Don't Know
- Refuse
- Empty

- On Input
- On Output

Array:

Instrument SAS Name: MILITARY

Destination Data Set: EHHM

Field

MILSPC
Sect12BLSFinal.EHHM.MILSPC

Description: What types of military health care are you covered by?

Form Pane Label:

SAS Name: MILSPC

Tag Name:

Inherited Universe:

Universe:

Universe Description:

Question Text:

Type: Set

Max Number of Values: 4

Length: 1

Answer List: TMILSPC

Value:	Mnemonic:	Description:
1	Tricare	^MILSPCOpt1_fill
2	VA	^MILSPCOpt2_fill
3	CHAMPVA	^MILSPCOpt3_fill
4	Other	^MILSPCOpt4_fill

- Don't Know
- Refuse
- Empty

- On Input
- On Output

Array:

Instrument SAS Name: MILSPC

Destination Data Set: EHHM

MILSPCOT

Field

Sect12BLSFinal.EHHM.MILSPCOT

Description: Other military coverage specify

Form Pane Label:

SAS Name: MILSPCOT

Tag Name:

Inherited Universe:

Universe:

Universe Description:

Question Text:

Type: String

Length: 30

Don't Know

Refuse

Empty

On Input

On Output

Array:

Instrument SAS Name: MILSPCOT

Destination Data Set: EHHM

Field

MILOTCOV
Sect12BLSFinal.EHHM.MILOTCOV

Description: How many members are covered?

Form Pane Label:

SAS Name: MILOTCOV

Tag Name:

Inherited Universe:

Universe:

Universe Description:

Question Text:

Type: Integer

Length: 2

Min: 1

Max: 30

Don't Know

Refuse

Empty

On Input

On Output

Array:

Instrument SAS Name: MILOTCOV

Destination Data Set: EHHM

MILVACOV

Field

Sect12BLSFinal.EHHM.MILVACOV

Description: How many members are covered?

Form Pane Label:

SAS Name: MILVACOV

Tag Name:

Inherited Universe:

Universe:

Universe Description:

Question Text:

Type: Integer

Length: 2

Min: 1

Max: 30

Don't Know

Refuse

Empty

On Input

On Output

Array:

Instrument SAS Name: MILVACOV

Destination Data Set: EHHM

Field

TRICOV
Sect12BLSFinal.EHHM.TRICOV

Description: How many members are covered by Tricare?

Form Pane Label:

SAS Name: TRICOV

Tag Name:

Inherited Universe:

Universe:

Universe Description:

Question Text:

Type: Integer

Length: 2

Min: 1

Max: 30

Don't Know

Refuse

Empty

On Input

On Output

Array:

Instrument SAS Name: TRICOV

Destination Data Set: EHHM

MILMAN

Field

Sect12BLSFinal.EHHM.MILMAN

Description: What type of TRICARE plan do you have?**Form Pane Label:****SAS Name:** MILMAN**Tag Name:****Inherited Universe:****Universe:****Universe Description:****Question Text:****Type:** Enumerated**Length:** 1**Answer List:** TMILMAN

Value:	Mnemonic:	Description:
1	Prime	TRICARE Prime
2	Extra	TRICARE Select
3	Life	TRICARE for Life
4	other	TRICARE other (specify)

- Don't Know
- Refuse
- Empty

- On Input
- On Output

Array: **Instrument SAS Name:** MILMAN**Destination Data Set:** EHHM

Field

MILMANOT
Sect12BLSFinal.EHHM.MILMANOT

Description: Other type of TRICARE coverage specify

Form Pane Label:

SAS Name: MILMANOT

Tag Name:

Inherited Universe:

Universe:

Universe Description:

Question Text:

Type: String

Length: 30

Don't Know

Refuse

Empty

On Input

On Output

Array:

Instrument SAS Name: MILMANOT

Destination Data Set: EHHM

TRIRPMPD

Field

Sect12BLSFinal.EHHM.TRIRPMPD

Description: How often are payments made including payroll deductions

Form Pane Label:

SAS Name: TRIRPMPD

Tag Name:

Inherited Universe:

Universe:

Universe Description:

Question Text:

Type: Enumerated

Length: 2

Answer List: TPERIOD

Value:	Mnemonic:	Description:
1	Wkly	Once a week
2	Biwkly	Once every 2 weeks
3	TwcMonth	Twice a month
4	Mnthly	Once a month
5	Months	Every 2 months
6	Qtrly	Quarterly (every 3 months)
7	4Months	Once every 4 months
8	6Months	Twice a year (every 6 months)
9	Yrly	Once a year
10	Other	Other

- Don't Know
- Refuse
- Empty

- On Input
- On Output

Array:

Instrument SAS Name: TRIRPMPD

Destination Data Set: EHHM

TRIRPMXB

Field

Sect12BLSFinal.EHHM.TRIRPMXB

Description: What was the amount paid

Form Pane Label:

SAS Name: TRIRPMXB

Tag Name:

Inherited Universe:

Universe:

Universe Description:

Question Text:

Type: Integer

Length: 7

Min: 1

Max: 999999

Don't Know

Refuse

Empty

On Input

On Output

Array:

Instrument SAS Name: TRIRPMXB

Destination Data Set: EHHM

Field

TRIIRGXB
Sect12BLSFinal.EHHM.TRIIRGXB

Description: Total amount paid for Tricare

Form Pane Label:

SAS Name: TRIIRGXB

Tag Name:

Inherited Universe:

Universe:

Universe Description:

Question Text:

Type: Integer

Length: 6

Min: 1

Max: 99999

Don't Know

Refuse

Empty

On Input

On Output

Array:

Instrument SAS Name: TRIIRGXB

Destination Data Set: EHHM

TRIR_MXB

Field

Sect12BLSFinal.EHHM.TRIR_MXB

Description: Range edit flag for TRIRPMXB

Form Pane Label:

SAS Name: TRIR_MXB

Tag Name:

Inherited Universe:

Universe:

Universe Description:

Question Text:

Type: String

Length: 2

- Don't Know
- Refuse
- Empty

- On Input
- On Output

Array:

Special Instructions: NOTE: See ERR1_TRIRPMXB for how to set this field

Valid Values: A1 = Range edit failed
(ERR1 check was suppressed)

Blank = Range edit passed

Instrument SAS Name: TRIR_MXB

Destination Data Set: EHHM

Field

TRII_GXB
Sect12BLSFinal.EHHM.TRII_GXB

Description: Range edit flag for TRIIRGXB

Form Pane Label:

SAS Name: TRII_GXB

Tag Name:

Inherited Universe:

Universe:

Universe Description:

Question Text:

Type: String

Length: 2

- Don't Know
- Refuse
- Empty

- On Input
- On Output

Array:

Special Instructions: NOTE: See ERR1_TRIIRGXB for how to set this field

Valid Values: A1 = Range edit failed
(ERR1 check was suppressed)

Blank = Range edit passed

Instrument SAS Name: TRII_GXB

Destination Data Set: EHHM

MILOTHR

Field

Sect12BLSFinal.EHHM.MILOTHR

Description: Military Other Flag - Created in Processing

Form Pane Label:

SAS Name: MILOTHR

Tag Name:

Inherited Universe:

Universe:

Universe Description:

Question Text:

Type: String

Length: 1

- Don't Know
- Refuse
- Empty

- On Input
- On Output

Array:

Special Instructions: Set in Processing based on MILSPC.

Values: 1 = Has Other Military

2 = Does not have/still have

9 = Does not know if still have

8 = Refused to say if still have

Instrument SAS Name: MILOTHR

Destination Data Set: EHHM

Field

VACHAMP
Sect12BLSFinal.EHHM.VACHAMP

Description: VA Champ Flag - Created in Processing

Form Pane Label:

SAS Name: VACHAMP

Tag Name:

Inherited Universe:

Universe:

Universe Description:

Question Text:

Type: String

Length: 1

- Don't Know
- Refuse
- Empty

- On Input
- On Output

Array:

Special Instructions: Set in Processing based on MILSPC.

Values: 1 = Has VA/CHAMP/VA and CHAMP

2 = Does not have/still have

9 = Does not know if still have

8 = Refused to say if still have

Instrument SAS Name: VACHAMP

Destination Data Set: EHHM

TRICARE

Field

Sect12BLSFinal.EHHM.TRICARE

Description: Has Tricare flag - Created in Processing

Form Pane Label:

SAS Name: TRICARE

Tag Name:

Inherited Universe:

Universe:

Universe Description:

Question Text:

Type: String

Length: 1

- Don't Know
- Refuse
- Empty

- On Input
- On Output

Array:

Special Instructions: Set in Processing based on MILSPC.

Values: 1 = Has Tricare

2 = Does not have/still have Tricare

9 = Does not know if still have Tricare

8 = Refused to say if still have tricare

Instrument SAS Name: TRICARE

Destination Data Set: EHHM

Block

EHP
Sect12BLSFinal.EHP

Description: Private and Single merged for BLSOUT

Tab Name:
Fly Over Name:
Universe Type: If

Inherited Universe:

Universe:

Universe Description:

Array:

Block Instructions:

HHISTILL

Field

Sect12BLSFinal.EHHP.HHISTILL

Description: OUTPUT for HHISTILL and SSSTLL

Form Pane Label:

SAS Name: HHISTILL

Tag Name:

Inherited Universe:

Universe:

Universe Description:

Question Text:

Type: Enumerated

Length: 1

Answer List: TYesNo

Value:	Mnemonic:	Description:
1	Yes	Yes
2	No	No

- Don't Know
- Refuse
- Empty

- On Input
- On Output

Array:

Instrument SAS Name: HHISTILL

Destination Data Set: EHHP

Field

HHIANYPD
Sect12BLSFinal.EHHP.HHIANYPD

Description: Were any payments made on this policy by CU?

Form Pane Label:

SAS Name: HHIANYPD

Tag Name:

Inherited Universe:

Universe:

Universe Description:

Question Text:

Type: Enumerated
Length: 1

Answer List: TYesNo

Value:	Mnemonic:	Description:
1	Yes	Yes
2	No	No

- Don't Know
- Refuse
- Empty

- On Input
- On Output

Array:

Instrument SAS Name: HHIANYPD

Destination Data Set: EHHP

HHILSTTM

Field

Sect12BLSFinal.EHHP.HHILSTTM

Description: Payments still made (periodicity)?

Form Pane Label:

SAS Name: HHILSTTM

Tag Name:

Inherited Universe:

Universe:

Universe Description:

Question Text:

Type: Enumerated

Length: 1

Answer List: TYesNo

Value:	Mnemonic:	Description:
1	Yes	Yes
2	No	No

- Don't Know
- Refuse
- Empty

- On Input
- On Output

Array:

Instrument SAS Name: HHILSTTM

Destination Data Set: EHHP

Field

HHIRPMPA

Sect12BLSFinal.EHHP.HHIRPMPA

Description: How often were any payments made on this policy by CU?

Form Pane Label:

SAS Name: HHIRPMPA

Tag Name:

Inherited Universe:

Universe:

Universe Description:

Question Text:

Type: Enumerated

Length: 2

Answer List: TPERIOD

Value:	Mnemonic:	Description:
1	Wkly	Once a week
2	Biwkly	Once every 2 weeks
3	TwcMonth	Twice a month
4	Mnthly	Once a month
5	Months	Every 2 months
6	Qtrly	Quarterly (every 3 months)
7	4Months	Once every 4 months
8	6Months	Twice a year (every 6 months)
9	Yrly	Once a year
10	Other	Other

- Don't Know
- Refuse
- Empty

- On Input
- On Output

Array:

Instrument SAS Name: HHIRPMPA

Destination Data Set: EHHP

Field

HHIREGXA
Sect12BLSFinal.EHHP.HHIREGXA

Description: What was the amount paid on this policy by CU?

Form Pane Label:

SAS Name: HHIREGXA

Tag Name:

Inherited Universe:

Universe:

Universe Description:

Question Text:

Type: Integer

Length: 7

Min: 1

Max: 999999

Don't Know

Refuse

Empty

On Input

On Output

Array:

Instrument SAS Name: HHIREGXA

Destination Data Set: EHHP

HHIPDAMT

Field

Sect12BLSFinal.EHHP.HHIPDAMT

Description: Total amount paid by CU members for this policy?

Form Pane Label:

SAS Name: HHIPDAMT

Tag Name:

Inherited Universe:

Universe:

Universe Description:

Question Text:

Type: Integer

Length: 6

Min: 1

Max: 99999

Don't Know

Refuse

Empty

On Input

On Output

Array:

Instrument SAS Name: HHIPDAMT

Destination Data Set: EHHP

Field

HHIR_GXA
Sect12BLSFinal.EHHP.HHIR_GXA

Description: Range edit flag for HHIREGXA

Form Pane Label:

SAS Name: HHIR_GXA

Tag Name:

Inherited Universe:

Universe:

Universe Description:

Question Text:

Type: String

Length: 2

Don't Know

Refuse

Empty

On Input

On Output

Array:

Special Instructions: NOTE: See ERR1_HHIREGXA for how to set this field

Valid Values: A1 = Range edit failed
(ERR1 check was suppressed)

Blank = Range edit passed

Instrument SAS Name: HHIR_GXA

Destination Data Set: EHHP

HHIP_AMT

Field

Sect12BLSFinal.EHHP.HHIP_AMT

Description: Range edit flag for HHIPDAMT

Form Pane Label:

SAS Name: HHIP_AMT

Tag Name:

Inherited Universe:

Universe:

Universe Description:

Question Text:

Type: String

Length: 2

- Don't Know
- Refuse
- Empty

- On Input
- On Output

Array:

Special Instructions: NOTE: See ERR1_HHIPDAMT for how to set this field

Valid Values: A1 = Range edit failed
(ERR1 check was suppressed)

Blank = Range edit passed

Instrument SAS Name: HHIP_AMT

Destination Data Set: EHHP

Field

MATCHID
Sect12BLSFinal.EHHP.MATCHID

Description: Policy Match ID - Output Only Field

Form Pane Label:

SAS Name:

Tag Name:

Inherited Universe:

Universe:

Universe Description:

Question Text:

Type: Integer

Length: 2

Min: 1

Max: 99

- Don't Know
- Refuse
- Empty

- On Input
- On Output

Store Instructions: Set = 850020.MATCHID

Array:

Special Instructions: Valid Values: 1-99

Instrument SAS Name: MATCHID

Destination Data Set: EHHP

HINSCMP

Field

Sect12BLSFinal.EHHP.HINSCMP

Description: Name of insurance company?

Form Pane Label:

SAS Name: HINSCMP

Tag Name:

Inherited Universe:

Universe:

Universe Description:

Question Text:

Type: String

Length: 30

- Don't Know
- Refuse
- Empty

- On Input
- On Output

Array:

Instrument SAS Name: HINSCMP

Destination Data Set: EHHP

Field

MEDIGAP
Sect12BLSFinal.EHHP.MEDIGAP

Description: Is this Medicare Supplemental Insurance

Form Pane Label:

SAS Name: MEDIGAP

Tag Name:

Inherited Universe:

Universe:

Universe Description:

Question Text:

Type: Enumerated
Length: 1

Answer List: TYesNo

Value:	Mnemonic:	Description:
1	Yes	Yes
2	No	No

- Don't Know
- Refuse
- Empty

- On Input
- On Output

Array:

Instrument SAS Name: MEDIGAP

Destination Data Set: EHHP

HHICOVQ

Field

Sect12BLSFinal.EHHP.HHICOVQ

Description: How many members are covered?

Form Pane Label:

SAS Name: HHICOVQ

Tag Name:

Inherited Universe:

Universe:

Universe Description:

Question Text:

Type: Integer

Length: 2

Min: 0

Max: 30

Don't Know

Refuse

Empty

On Input

On Output

Array:

Instrument SAS Name: HHICOVQ

Destination Data Set: EHHP

Field

PLNMGD
Sect12BLSFinal.EHHP.PLNMGD

Description: Type of plan

Form Pane Label:

SAS Name: PLNMGD

Tag Name:

Inherited Universe:

Universe:

Universe Description:

Question Text:

Type: Enumerated

Length: 1

Answer List: TPLNMGD

Value:	Mnemonic:	Description:
1	HMOIPA	HMO/IPA
2	PPOFFS	PPO/Fee-for-service

- Don't Know
- Refuse
- Empty

- On Input
- On Output

Array:

Instrument SAS Name: PLNMGD

Destination Data Set: EHHP

HSAHRA

Field

Sect12BLSFinal.EHHP.HSAHRA

Description: Special account that can be used to pay for medical expenses?

Form Pane Label:

SAS Name: HSAHRA

Tag Name:

Inherited Universe:

Universe:

Universe Description:

Question Text:

Type: Enumerated

Length: 1

Answer List: TYesNo

Value:	Mnemonic:	Description:
1	Yes	Yes
2	No	No

- Don't Know
- Refuse
- Empty

- On Input
- On Output

Array:

Instrument SAS Name: HSAHRA

Destination Data Set: EHHP

Field

FSA
Sect12BLSFinal.EHHP.FSA

Description: Do you have a Flexible Spending Account for health expenses?

Form Pane Label:

SAS Name: FSA

Tag Name:

Inherited Universe:

Universe:

Universe Description:

Question Text:

Type: Enumerated

Length: 1

Answer List: TYesNo

Value:	Mnemonic:	Description:
1	Yes	Yes
2	No	No

- Don't Know
- Refuse
- Empty

- On Input
- On Output

Array:

Instrument SAS Name: FSA

Destination Data Set: EHHP

HHIGROUP

Field

Sect12BLSFinal.EHHP.HHIGROUP

Description: Policy obtained by individual or group?

Form Pane Label:

SAS Name: HHIGROUP

Tag Name:

Inherited Universe:

Universe:

Universe Description:

Question Text:

Type: Enumerated

Length: 1

Answer List: TIGROUP

Value:	Mnemonic:	Description:
1	Individually	Individually obtained
2	Employment	Group through place of employment
3	Organization	Group through other organization

- Don't Know
- Refuse
- Empty

- On Input
- On Output

Array:

Instrument SAS Name: HHIGROUP

Destination Data Set: EHHP

Field

PORTAL
Sect12BLSFinal.EHHP.PORTAL

Description: Policy obtained through Healthcare.gov?

Form Pane Label:

SAS Name: PORTAL

Tag Name:

Inherited Universe:

Universe:

Universe Description:

Question Text:

Type: Enumerated
Length: 1

Answer List: TYesNo

Value:	Mnemonic:	Description:
1	Yes	Yes
2	No	No

- Don't Know
- Refuse
- Empty

- On Input
- On Output

Array:

Instrument SAS Name: PORTAL

Destination Data Set: EHHP

PORTPLAN

Field

Sect12BLSFinal.EHHP.PORTPLAN

Description: Platinum, gold, silver, bronze, or catastrophic plan?

Form Pane Label:

SAS Name: PORTPLAN

Tag Name:

Inherited Universe:

Universe:

Universe Description:

Question Text:

Type: Enumerated

Length: 1

Answer List: TPORTPLAN

Value:	Mnemonic:	Description:
1	Platinum	Platinum plan
2	Gold	Gold plan
3	Silver	Silver plan
4	Bronze	Bronze plan
5	Catastrophic	Catastrophic plan

- Don't Know
- Refuse
- Empty

- On Input
- On Output

Array:

Instrument SAS Name: PORTPLAN

Destination Data Set: EHHP

Field

HHIPRYOU
Sect12BLSFinal.EHHP.HHIPRYOU

Description: Do you pay for any portion of the premiums?

Form Pane Label:

SAS Name: HHIPRYOU

Tag Name:

Inherited Universe:

Universe:

Universe Description:

Question Text:

Type: Enumerated
Length: 1

Answer List: TYesNo

Value:	Mnemonic:	Description:
1	Yes	Yes
2	No	No

- Don't Know
- Refuse
- Empty

- On Input
- On Output

Array:

Instrument SAS Name: HHIPRYOU

Destination Data Set: EHHP

HHIPROUT

Field

Sect12BLSFinal.EHHP.HHIPROUT

Description: Who pays premiums?

Form Pane Label:

SAS Name: HHIPROUT

Tag Name:

Inherited Universe:

Universe:

Universe Description:

Question Text:

Type: Enumerated

Length: 1

Answer List: TSSPROTH

Value:	Mnemonic:	Description:
1	Employer	An employer or union?
2	Other	Another group or persons outside your household?

- Don't Know
- Refuse
- Empty

- On Input
- On Output

Array:

Instrument SAS Name: HHIPROUT

Destination Data Set: EHHP

Field

HHIPRDED
Sect12BLSFinal.EHHP.HHIPRDED

Description: Any paid through payroll deductions?

Form Pane Label:

SAS Name: HHIPRDED

Tag Name:

Inherited Universe:

Universe:

Universe Description:

Question Text:

Type: Enumerated
Length: 1

Answer List: TYesNo

Value:	Mnemonic:	Description:
1	Yes	Yes
2	No	No

- Don't Know
- Refuse
- Empty

- On Input
- On Output

Array:

Instrument SAS Name: HHIPRDED

Destination Data Set: EHHP

HHIRPMPD

Field

Sect12BLSFinal.EHHP.HHIRPMPD

Description: Period of time covered

Form Pane Label:

SAS Name: HHIRPMPD

Tag Name:

Inherited Universe:

Universe:

Universe Description:

Question Text:

Type: Enumerated

Length: 2

Answer List: TPERIOD

Value:	Mnemonic:	Description:
1	Wkly	Once a week
2	Biwkly	Once every 2 weeks
3	TwcMonth	Twice a month
4	Mnthly	Once a month
5	Months	Every 2 months
6	Qtrly	Quarterly (every 3 months)
7	4Months	Once every 4 months
8	6Months	Twice a year (every 6 months)
9	Yrly	Once a year
10	Other	Other

- Don't Know
- Refuse
- Empty

- On Input
- On Output

Array:

Instrument SAS Name: HHIRPMPD

Destination Data Set: EHHP

HHIRPMXB

Field

Sect12BLSFinal.EHHP.HHIRPMXB

Description: Amount currently paid?

Form Pane Label:

SAS Name: HHIRPMXB

Tag Name:

Inherited Universe:

Universe:

Universe Description:

Question Text:

Type: Integer

Length: 7

Min: 1

Max: 999999

Don't Know

Refuse

Empty

On Input

On Output

Array:

Instrument SAS Name: HHIRPMXB

Destination Data Set: EHHP

Field

HHIRGXB
Sect12BLSFinal.EHHP.HHIRGXB

Description: Total expense paid on policy

Form Pane Label:

SAS Name: HHIRGXB

Tag Name:

Inherited Universe:

Universe:

Universe Description:

Question Text:

Type: Integer

Length: 6

Min: 0

Max: 99999

Don't Know

Refuse

Empty

On Input

On Output

Array:

Instrument SAS Name: HHIRGXB

Destination Data Set: EHHP

PREMSUBS

Field

Sect12BLSFinal.EHHP.PREMSUBS

Description: Cost of premium subsidized based on income?

Form Pane Label:

SAS Name: PREMSUBS

Tag Name:

Inherited Universe:

Universe:

Universe Description:

Question Text:

Type: Enumerated

Length: 1

Answer List: TYesNo

Value:	Mnemonic:	Description:
1	Yes	Yes
2	No	No

- Don't Know
- Refuse
- Empty

- On Input
- On Output

Array:

Instrument SAS Name: PREMSUBS

Destination Data Set: EHHP

Field

HHISUBPD
Sect12BLSFinal.EHHP.HHISUBPD

Description: Is subsidy paid directly to the health insurance company?

Form Pane Label:

SAS Name: HHISUBPD

Tag Name:

Inherited Universe:

Universe:

Universe Description:

Question Text:

Type: Enumerated

Length: 1

Answer List: TYesNo

Value:	Mnemonic:	Description:
1	Yes	Yes
2	No	No

- Don't Know
- Refuse
- Empty

- On Input
- On Output

Array:

Instrument SAS Name: HHISUBPD

Destination Data Set: EHHP

HHIPDLIB

Field

Sect12BLSFinal.EHHP.HHIPDLIB

Description: Policy line number for new policies reported

Form Pane Label:

SAS Name:

Tag Name:

Inherited Universe:

Universe:

Universe Description:

Question Text:

Type: Integer

Length: 2

Min: 1

Max: 99

- Don't Know
- Refuse
- Empty

- On Input
- On Output

Array:

Special Instructions: NOTE: Policy Line number for new policies reported
See ITEM for how to set this field

Instrument SAS Name: HHIPDLIB

Destination Data Set: EHHP

Field

HHIR_MXB
Sect12BLSFinal.EHHP.HHIR_MXB

Description: Range edit flag for HHIRPMXB

Form Pane Label:

SAS Name: HHIR_MXB

Tag Name:

Inherited Universe:

Universe:

Universe Description:

Question Text:

Type: String

Length: 2

- Don't Know
- Refuse
- Empty

- On Input
- On Output

Array:

Special Instructions: NOTE: See ERR1_HHIRPMXB for how to set this field

Valid Values: A1 = Range edit failed
(ERR1 check was suppressed)

Blank = Range edit passed

Instrument SAS Name: HHIR_MXB

Destination Data Set: EHHP

HHII_GXB

Field

Sect12BLSFinal.EHHP.HHII_GXB

Description: Range edit flag for HHII RGXB

Form Pane Label:

SAS Name: HHII_GXB

Tag Name:

Inherited Universe:

Universe:

Universe Description:

Question Text:

Type: String

Length: 2

- Don't Know
- Refuse
- Empty

- On Input
- On Output

Array:

Special Instructions: NOTE: See ERR1_HHII RGXB for how to set this field

Valid Values: A1 = Range edit failed
(ERR1 check was suppressed)

Blank = Range edit passed

Instrument SAS Name: HHII_GXB

Destination Data Set: EHHP

Field

HIP_STAT
Sect12BLSFinal.EHHP.HIP_STAT

Description: Record status

Form Pane Label:

SAS Name: REC_STAT

Tag Name:

Inherited Universe:

Universe:

Universe Description:

Question Text:

Type: String

Length: 1

- Don't Know
- Refuse
- Empty

- On Input
- On Output

Array:

Special Instructions: NOTE: See HHIMORE for how to set this field

Valid Values: 1 = Active Record
3 = Inactive Record

Instrument SAS Name: HIP_STAT

Destination Data Set: EHHP

HIP_ORIG

Field

Sect12BLSFinal.EHHP.HIP_ORIG

Description: Record origin

Form Pane Label:

SAS Name: REC_ORIG

Tag Name:

Inherited Universe:

Universe:

Universe Description:

Question Text:

Type: String

Length: 1

Don't Know

Refuse

Empty

On Input

On Output

Array:

Special Instructions: NOTE: See HHIMORE for how to set this field

Valid Values: 1 = Data from current month interview

4 = Inventory data- no updates were made

5 = Inventory data- updates made.

Instrument SAS Name: HIP_ORIG

Destination Data Set: EHHP

Field

HHIBCBS
Sect12BLSFinal.EHHP.HHIBCBS

Description: Flag for Blue Cross/Blue Shield - Created in Processing

Form Pane Label:

SAS Name: HHIBCBS

Tag Name:

Inherited Universe:

Universe:

Universe Description:

Question Text:

Type: String

Length: 1

- Don't Know
- Refuse
- Empty

- On Input
- On Output

Array:

Special Instructions: Values: 1 = insurance plan is BCBS

Instrument SAS Name: HHIBCBS

Destination Data Set: EHHP

BLSLNO

Field

Sect12BLSFinal.EHHP.BLSLNO

Description: Combined Private and Single service line number - Created in processing

Form Pane Label:

SAS Name: HHIPDLIB

Tag Name:

Inherited Universe:

Universe:

Universe Description:

Question Text:

Type: Integer

Length: 2

Min: 0

Max: 99

- Don't Know
- Refuse
- Empty

- On Input
- On Output

Array:

Instrument SAS Name: BLSLNO

Destination Data Set: EHHP

Field

HHIPDLIB_orig
Sect12BLSFinal.EHHP.HHIPDLIB_orig

Description: Original Policy line number before merge with single service

Form Pane Label:

SAS Name:

Tag Name:

Inherited Universe:

Universe:

Universe Description:

Question Text:

Type: Integer

Length: 2

Min: 1

Max: 99

- Don't Know
- Refuse
- Empty

- On Input
- On Output

Array:

Special Instructions: NOTE: Original Policy Line number

Instrument SAS Name: HHIPDLIB_orig

Destination Data Set: EHHP

SSTYPE

Field

Sect12BLSFinal.EHHP.SSTYPE

Description: Type of service or care single-service plan pays for

Form Pane Label:

SAS Name: SSTYPE

Tag Name:

Inherited Universe:

Universe:

Universe Description:

Question Text:

Type: Enumerated

Length: 3

Answer List: TSSTYPE

Value:	Mnemonic:	Description:
1	Dental	Dental care
2	Longterm	Long-term care
3	Prescript	Prescriptions
4	Vision	Vision care
5	Other	Other (specify)
888	DeleteLine	Delete the Line

Don't Know

Refuse

Empty

On Input

On Output

Array:

Instrument SAS Name: SSTYPE

Destination Data Set: EHHP

Field

SSOTHER
Sect12BLSFinal.EHHP.SSOTHER

Description: Description of other type of single service plan

Form Pane Label:

SAS Name: SSOTHER

Tag Name:

Inherited Universe:

Universe:

Universe Description:

Question Text:

Type: String

Length: 30

- Don't Know
- Refuse
- Empty

- On Input
- On Output

Array:

Instrument SAS Name: SSOTHER

Destination Data Set: EHHP

BSECT13

BSECT13

Block

Description: Medical Payments and Reimbursements

Tab Name: S13

Fly Over Name: S13 - Medical Payments and Reimbursements

Universe Type: If

Inherited Universe:

Universe: (BFront.START <> 3-5) AND BCeintro.CE_INTRO = 1 AND
SECTCOMP[12] = 1

Universe Description: Demographics and Section 12 must be complete

Array:

Block Instructions: Create a new flag, INS_FLAG, to be used in section 13B.

IF there are any records with

(BSECT12.BlkPartB.BlkPrivate.HSAHRA = 1 or

BSECT12.BlkPartB.BlkPrivate.FSA = 1) and

BSECT12.BlkPartB.BlkPrivate.HIP_STAT = 1 then

set INS_FLAG = 1

ELSEIF there are any records on the SCIF with

(8500.HSAHRA = 1 or 8500.FSA = 1) and 8500.hip_stat = 1

then set INS_FLAG = 1

ELSE set INS_FLAG = 2

Field

S13AINTRO
S13AINTRO

Description: Introduction

Form Pane Label: Introduction

SAS Name:

Tag Name: S13A_INTRO

Inherited Universe:

Universe:

Universe Description:

Question Text: Now I am going to ask some questions about medical payments and reimbursements. I will begin with your payments.

By payments I mean any co-pays and out-of-pocket expenses. Include all payments, even those for persons who are outside of your household.

Description Amount Month

(MEDPDESC) (MEDPMTX) (MEDPMTMO)

Type: Enumerated

Length: 1

Answer List: TContinue

Value:	Mnemonic:	Description:
1	Continue	Enter 1 to Continue

- Don't Know
- Refuse
- Empty

- On Input
- On Output

Array:

Skip Instructions: Goto BSect13.BTABLEA.BROW.ITEM

Instrument SAS Name: S13A_INTRO

Destination Data Set: EMDB

Block

BTABLEA
BTABLEA

Description: Payments for Medical Expenses

Tab Name:

Fly Over Name:

Universe Type: If

Inherited Universe:

Universe: S13A_NTRO = 1

Universe Description:

Array:

Block Instructions: 1. MAX # OF GRID LINES: 40

2. For LLMetadata search

Set SecNum := 13

Set SecLetter := 'A'

3. Section Label: Section 13, Part A - Payments for
Medical Expenses

4. This section is a laundry list. Follow the laundry list
standards. (See the attachment on the field
Laundry_List_Standards.)

5. Pre-chart

o Follow pre-chart standards. (See attachment on the
field Prechart_Standards.)

o See the attachment on the variable

Input_Setup_Specifications for specific prechart
information

BROW
BTABLEA.BROW

Block

Description:

Tab Name:
Fly Over Name:
Universe Type: While

Inherited Universe:

Universe: (ITEM(previous row) <> 99) AND (ROW # < 41)

Universe Description:

Array:

Block Instructions:

Field

ITEM
BTABLEA.BROW.ITEM

Description: Payments made for item

Form Pane Label: Item

SAS Name:

Tag Name: MDB_ITEM

Inherited Universe:

Universe:

Universe Description:

Help Screen: H_S13A

Question Text: SCREEN 1-----

 35 ? [F1]

Since the first of ^REF_MONTH, have ^YOU_ANYMEM made any payments for the following?

◆ [Read each item on list](#)

SCREEN 2 -----

 36 ? [F1]

Have ^YOU_ANYMEM made any payments for --

◆ [Read each item on list](#)

Fills: REF_MONTH

Instructions: Set REF_MONTH = 3 months before the interview.

Calculated by taking the INTPER from record type 10 to come up with the base month to start from.

Fills: YOU_ANYMEM

Instructions: IF NUMHOUSE = 1 then fill "you"

ELSE fill "you or any members of your household"

Type: Enumerated

Length: 3

Answer List: TSec13Items

Value:	Mnemonic:	Description:
--------	-----------	--------------

1	EyeService	Eye examinations, treatment, or surgery
2	EyePurchase	Purchase of eye glasses or contact lenses
3	Dental	Dental care
4	HospitalRoom	Hospital room or hospital services
5	Service	Services by medical professionals other than physicians
6	Physician	Physician services
7	Lab	Lab tests or x-rays
8	NursingHome	Care in convalescent or nursing homes
9	HomeCare	Care for invalids, convalescents, handicapped, or elderly persons in the home
10	AdultDayCare	Adult day care centers
11	OtherCare	Other medical care and services
12	HearingAids	Hearing aids
13	Medicine	Prescription drugs
14	RentSupportiveEquip	Purchase or rental of supportive or rehabilitative equipment
15	RentMedicalEquip	Purchase or rental of medical or surgical equipment for general use
95	NoMore95	Continue List
99	NoMore99	None/No more entries
888	DeleteLine	Delete a line

- Don't Know
- Refuse
- Empty

- On Input
- On Output

Store Instructions: Set MEDPCARY:

- If ITEM = 1 then set MEDPCARY = 110
- If ITEM = 2 then set MEDPCARY = 120
- If ITEM = 3 then set MEDPCARY = 200
- If ITEM = 4 then set MEDPCARY = 330
- If ITEM = 5 then set MEDPCARY = 410
- If ITEM = 6 then set MEDPCARY = 420
- If ITEM = 7 then set MEDPCARY = 510
- If ITEM = 8 then set MEDPCARY = 520
- If ITEM = 9 then set MEDPCARY = 700
- if ITEM = 10 then set MEDPCARY = 710
- If ITEM = 11 then set MEDPCARY = 530
- If ITEM = 12 then set MEDPCARY = 610
- If ITEM = 13 then set MEDPCARY = 620
- If ITEM = 14 then set MEDPCARY = 635
- If ITEM = 15 then set MEDPCARY = 655

Array:

-
- Special Instructions:**
1. Answer list options should be in bold black except 95, 99 and 888, they should be in regular black.
(Once an answer list option is selected, the answer list description color should be changed to regular blue.)
 2. Pre-fill the ServiceOrItem and DESCRIPTION fields with the following descriptions.
(Gray out the ServiceOrItem field)
If ITEM = 1, pre-fill "Eye care"
If ITEM = 2, pre-fill "Eye glasses/contacts"
If ITEM = 3, pre-fill "Dental care"
If ITEM = 4, pre-fill "Hospital room/services"
If ITEM = 5, pre-fill "Services"
If ITEM = 6, pre-fill "Physician services"
If ITEM = 7, pre-fill "Lab tests/x-rays"
If ITEM = 8, pre-fill "Care in conv/nurse"
If ITEM = 9, pre-fill "Care for invalids/elderly pers"
If ITEM = 10, pre-fill "Adult day care centers"
If ITEM = 11, pre-fill "Other medical care and service"
If ITEM = 12, pre-fill "Hearing aids"
If ITEM = 13, pre-fill "Prescriptions drugs"
If ITEM = 14, pre-fill "Support/rehabilitative equip"
If ITEM = 15, pre-fill "Medical equip for general use"
 3. If SCREEN 1, display Answer list options 1-6, 95, 888
If SCREEN 2, display Answer list options 7-15, 99, 888
 4. IF ITEM = 888 then "SHOW" the fields in the row

Skip Instructions: 1-15: IF ITEM ne Item2Shadow then goto CK_ITEM
ELSE goto DESCRIPTION

95: Goto next ROW

99: Goto S13A_END

888: IF no more rows then goto S13A_END
ELSE goto ITEM - next row of the table

Instrument SAS Name: MDB_ITEM

Destination Data Set: EMDB

CK_ITEM
BTABLEA.BROW.CK_ITEM

Check

Description: After a row is completed, the user has backed up and changed the item number to another valid item number

Inherited Universe:

Universe: ITEM was changed to another valid item number

Universe Description: After a row is completed, the user has backed up and changed the item number to another valid item number

Text: ♦ [Press "S" to change this item code and enter new data](#)

[Press ENTER to re-enter the original item code: ^OldItem](#)

Check Instructions: IF SUPPRESSED then set all fields in this block to EMPTY

Type: Soft

Skip Instructions: Go back to ITEM

Fills: OldItem

Instructions: **Fill the previous entry in ITEM for this row.**

Field

ServiceOrItem
BTABLEA.BROW.ServiceOrItem

Description: Description - SHOW ONLY Field

Form Pane Label: Care/Service/Item

SAS Name:

Tag Name:

Inherited Universe:

Universe:

Universe Description:

Question Text: ** SHOW ONLY **

Type: String

Length: 30

- Don't Know
- Refuse
- Empty

- On Input
- On Output

Store Instructions: Set Up Prefill with ITEM's answer list description.

Array:

Instrument SAS Name: ServiceOrItem

Destination Data Set: EMDB

DESCRIPTION

Field

BTABLEA.BROW.DESCRPTION

Description: Describe the care/service/item

Form Pane Label: Description

SAS Name: MEDPDESC

Tag Name: MEDPDESC

Inherited Universe:

Universe: ITEM <> 95 and <> 99 and <> 888 and <> EMPTY

Universe Description:

Question Text: * Ask if not apparent

Describe the care/service/item.

Description Amount Month

(MEDPDESC) (MEDPMTX) (MEDPMTMO)

Type: String

Length: 30

- Don't Know
- Refuse
- Empty

- On Input
- On Output

Array:

Skip Instructions: IF ITEM = 5 then goto MEDPNOUT

ELSEIF ITEM = 14 or 15 then goto MEDPPRNT

ELSE goto MEDPGFTC

Instrument SAS Name: MEDPDESC

Destination Data Set: EMDB

Field

MEDPNOUT
BTABLEA.BROW.MEDPNOUT

Description: Inside or outside

Form Pane Label: Inside or out

SAS Name: MEDPNOUT

Tag Name: MEDPNOUT

Inherited Universe:

Universe: ITEM = 5

Universe Description: "Services by medical professionals other than physicians" was selected

Question Text: Was this service provided inside or outside the home?

Description Amount Month
(MEDPDESC) (MEDPMTX) (MEDPMTMO)

Type: Enumerated

Length: 1

Answer List: TMEDPNOUT

Value:	Mnemonic:	Description:
1	Inside	Inside the home
2	Outside	Outside the home

- Don't Know
- Refuse
- Empty

- On Input
- On Output

Array:

Skip Instructions: Goto MEDPGFTC

Instrument SAS Name: MEDPNOUT

Destination Data Set: EMDB

MEDPPRNT

Field

BTABLEA.BROW.MEDPPRNT

Description: Purchase or rental?

Form Pane Label: Prch

SAS Name: MEDPPRNT

Tag Name: MEDPPRNT

Inherited Universe:

Universe: ITEM = 14 or 15

Universe Description: (Purchase or rental of supportive or rehabilitative equipment) OR (Purchase or rental of medical or surgical equipment for general use) was selected

Question Text: * Ask if not apparent

Was this for a purchase or rental?

Description Amount Month
(MEDPDESC) (MEDPMTX) (MEDPMTMO)

Type: Enumerated

Length: 1

Answer List: TMEDRPRNT

Value:	Mnemonic:	Description:
1	Purchase	Purchase
2	Rental	Rental

- Don't Know
- Refuse
- Empty

- On Input
- On Output

Array:

Skip Instructions: Goto MEDPGFTC

Instrument SAS Name: MEDPPRNT

Destination Data Set: EMDB

MEDPGFTC

Field

BTABLEA.BROW.MEDPGFTC

Description:

Form Pane Label: Who

SAS Name: MEDPGFTC

Tag Name: MEDPGFTC

Inherited Universe:

Universe: ITEM <> 95 and <> 99 and <> 888 and <> EMPTY

Universe Description:

Question Text: * Ask if not apparent

^WHOWW the ^Medpgftc_Fill for a member of your household or someone outside of your household?

Description Amount Month

(MEDPDESC) (MEDPMTX) (MEDPMTMO)

Fills: WHOWW

Instructions: IF ITEM = 2, 5, 6, 7, 10 or 13 then fill "Were"
ELSE fill "Was"

Fills: Medpgftc_Fill

Instructions: If ITEM = 1, fill "eye care"
If ITEM = 2, fill "eye glasses or contact lenses"
If ITEM = 3, fill "dental care"
If ITEM = 4, fill "hospital room or hospital service"
If ITEM = 5, fill "services"
If ITEM = 6, fill "physician services"
If ITEM = 7, fill "lab tests or x-rays"
If ITEM = 8, fill "care in convalescent or nursing home"
If ITEM = 9, fill "care for invalids, convalescents, handicapped, or elderly persons in home"
If ITEM = 10, fill "adult day care centers"
If ITEM = 11, fill "other medical care"
If ITEM = 12, fill "hearing aid(s)"
If ITEM = 13, fill "prescription drugs"
If ITEM = 14, fill "supportive or rehabilitative equipment"

If ITEM = 15, fill "medical equipment for general use"

Type: Enumerated
Length: 1

Answer List: TCU14

Value:	Mnemonic:	Description:
1	CUmem	Household member
2	NONCUmem	Non-household member

Don't Know
 Refuse
 Empty

On Input
 On Output

Array:

Skip Instructions: Goto MONTH

Instrument SAS Name: MEDPGFTC

Destination Data Set: EMDB

MONTH

Field

BTABLEA.BROW.MONTH

Description: Month payment was made

Form Pane Label: Month

SAS Name: MEDPMTMO

Tag Name: MEDPMTMO

Inherited Universe:

Universe: ITEM <> 95 and <> 99 and <> 888 and <> EMPTY

Universe Description:

Question Text: In what month was(were) the payment(s) made?

^S13A_13Fill

Description Amount Month

(MEDPDESC) (MEDPMTX) (MEDPMTMO)

Fills: S13A_13Fill

Instructions: If ITEM = 8, 9, 10, 13, or 14 then fill ' * Enter 13 for same amount each month of the reference period"

Type: Enumerated

Length: 2

Answer List: TMONTH13

Value:	Mnemonic:	Description:
1	Jan	January
2	Feb	February
3	Ma	March
4	Apr	April
5	May	May
6	Jun	June
7	Jul	July
8	Aug	August
9	Sep	September
10	Oct	October

11	Nov	November
12	Dec	December
13	con	^S13_13Option

- Don't Know
- Refuse
- Empty

- On Input
- On Output

Array:

Skip Instructions: REF_MONTH - CUR_MONTH: IF (MONTH is not within the
reference period) then goto
ERR3_MONTH
ELSE goto AMOUNT

13,DK,RF: Goto AMOUNT

Instrument SAS Name: MEDPMTMO

Destination Data Set: EMDB

ERR3_MONTH

Check

BTABLEA.BROW.ERR3_MONTH

Description: MONTH not within the reference period

Inherited Universe:

Universe: (MONTH is not within the reference period) AND \
(MONTH ne DK and ne RF and ne 13)

Universe Description: The month the payment was in, is outside the reference period

Text: Input invalid. Value not in range

Check Instructions: NOTE: This is a Blaise manipula generated error

Type: Hard

Skip Instructions: Go back to MONTH

Field

AMOUNT
BTABLEA.BROW.AMOUNT

Description: Total amount paid

Form Pane Label: Amount

SAS Name: MEDPMTX

Tag Name: MEDPMTX

Inherited Universe:

Universe: ITEM <> 95 and <> 99 and <> 888 and <> EMPTY

Universe Description:

Question Text: ^Medpmtx_Fill

Description Amount Month

(MEDPDESC) (MEDPMTX) (MEDPMTMO)

Fills: Medpmtx_Fill

Instructions: IF MONTH = 1-12 then fill "What was the total amount paid in ^MONTH?"
ELSEIF MONTH = DK or RF then fill "What was the total amount paid?"
ELSEIF MONTH = 13 then fill "What is your monthly expense?"

Fills: MONTH

Instructions: Fill the month description

Type: Integer

Length: 7

Min: 1

Max: 999999

Don't Know
 Refuse
 Empty

On Input
 On Output

Store Instructions: IF AMOUNT = DK or RF OR ERR1_AMOUNT is not triggered then
Set MEDPMTX_ = EMPTY

Array:

Special Instructions: Display a \$ and a comma, as needed, in the entry field.

Skip Instructions: 1-999999: IF [(ITEM = 1 and AMOUNT lt 5 or gt 2000) or
(ITEM = 2 and AMOUNT lt 10 or gt 450) or
(ITEM = 3 and AMOUNT lt 6 or gt 1400) or
(ITEM = 4 and AMOUNT lt 5 or gt 5000) or
(ITEM = 5 and AMOUNT lt 5 or gt 800) or
(ITEM = 6 and AMOUNT lt 5 or gt 379) or
(ITEM = 7 and AMOUNT lt 5 or gt 800) or
(ITEM = 8 and AMOUNT lt 15 or gt 8000) or
(ITEM = 9 and AMOUNT lt 20 or gt 10,700) or
(ITEM = 10 and AMOUNT lt 5 or gt 1200) or
(ITEM = 11 and AMOUNT lt 5 or gt 650) or
(ITEM = 12 and AMOUNT lt 5 or gt 5000) or
(ITEM = 13 and AMOUNT lt 5 or gt 333) or
(ITEM = 14 and AMOUNT lt 6 or gt 1350) or
(ITEM = 15 and AMOUNT lt 5 or gt 500)]
AND (MONTH <> 13) then goto ERR1_AMOUNT

ELSEIF ITEM and AMOUNT for this record = data on
the prechart/input AND (that prechart records
MEDPMTMO <> 13) then goto ERR_DUP

ELSE goto C

DK,RF: Goto C

Instrument SAS Name: MEDPMTX

Destination Data Set: EMDB

Check

ERR1_AMOUNT
BTABLEA.BROW.ERR1_AMOUNT

Description: Out of Range Check

Inherited Universe:

Universe: [(ITEM = 1 and AMOUNT lt 5 or gt 2000) or
(ITEM = 2 and AMOUNT lt 10 or gt 450) or
(ITEM = 3 and AMOUNT lt 6 or gt 1400) or
(ITEM = 4 and AMOUNT lt 5 or gt 5000) or
(ITEM = 5 and AMOUNT lt 5 or gt 800) or
(ITEM = 6 and AMOUNT lt 5 or gt 379) or
(ITEM = 7 and AMOUNT lt 5 or gt 800) or
(ITEM = 8 and AMOUNT lt 15 or gt 8000) or
(ITEM = 9 and AMOUNT lt 20 or gt 10700) or
(ITEM = 10 and AMOUNT lt 5 or gt 1200) or
(ITEM = 11 and AMOUNT lt 5 or gt 650) or
(ITEM = 12 and AMOUNT lt 5 or gt 5000) or
(ITEM = 13 and AMOUNT lt 5 or gt 333) or
(ITEM = 14 and AMOUNT lt 6 or gt 1350) or
(ITEM = 15 and AMOUNT lt 5 or gt 500)]
AND (AMOUNT <> DK and AMOUNT <> RF) AND MONTH <> 13

Universe Description:

Text: ♦ THE VALUE ENTERED IS UNUSUALLY HIGH OR LOW

PLEASE VERIFY AND IF CORRECT, ENTER ITEM LEVEL NOTE

Check Instructions: IF suppressed then set MEDPMTX_ = A1

Type: Soft

Skip Instructions: Suppress: Goto C

All others, go back to AMOUNT

ERR_DUP

Check

BTABLEA.BROW.ERR_DUP

Description: Check for Possible Duplicate Reporting

Inherited Universe:

Universe: ITEM and the entry in AMOUNT = any records data in the prechart/input AND (that prechart records MEDPMTMO <> 13)

Universe Description:

Text: * This item appears to be the same as one reported last interview.

Please verify to avoid reporting.

If this is a duplicate item, enter 888 to delete the line.

Check Instructions:

Type: Soft

Skip Instructions: Suppress: Goto C

All others, go back to AMOUNT

Field

C
BTABLEA.BROW.C

Description: Combined Expense

Form Pane Label: C

SAS Name:

Tag Name: MEDPCB_S

Inherited Universe:

Universe: ITEM <> 95 and <> 99 and <> 888 and <> EMPTY

Universe Description:

Question Text: * Enter 'C' for a combined expense

Type: String

Length: 1

- Don't Know
- Refuse
- Empty

- On Input
- On Output

Array:

Skip Instructions: C: Goto COMBCODE

EMPTY: IF [(ITEM = 1, 2, 3, 5, 6 or 12) and (RT10.POPGRP =
7, 8, 07 or 08)] OR [ITEM = 10 and (RT10.POPGRP
= 15 or 16)] OR [(ITEM = 13, 14 or 15) and
(RT10.POPGRP = 11 or 12)] then goto MDBSTORE

ELSE goto MORE

IF anything other than 'C' or blank is entered then
goto CK_C

Instrument SAS Name: MEDPCMB

Destination Data Set: EMDB

CK_C
BTABLEA.BROW.CK_C

Check

Description: C field can only contain a 'C' or Empty

Inherited Universe:

Universe: C = anything other than a 'C' or EMPTY

Universe Description:

Text: [✦ Not a Valid Entry](#)

Check Instructions:

Type: Hard

Skip Instructions: Go back to C

Field

COMBCODE
BTABLEA.BROW.COMBCODE

Description: COMBINED CODES

Form Pane Label: Combined Codes

SAS Name:

Tag Name: MEDPCMB

Inherited Universe:

Universe: C = C

Universe Description:

Help Screen: H_S13A

Question Text:  35-36 ? [F1]

What is ^S13_Desc combined with?

✦ Enter all that apply, separate with commas

<u>Description</u>	<u>Amount</u>	<u>Month</u>
(MEDPDESC)	(MEDPMTX)	(MEDPMTMO)

Fills: S13_Desc

Instructions: if ITEM = 1, fill "eye examinations, treatment, or surgery"
if ITEM = 2, fill "the purchase of eye glasses or contact lenses"
if ITEM = 3, fill "dental care"
if ITEM = 4, fill "hospital room or hospital services"
if ITEM = 5, fill "services by medical professionals other than physicians"
if ITEM = 6, fill "physician services"
if ITEM = 7, fill "lab tests or x-rays"
if ITEM = 8, fill "care in convalescent or nursing homes"
if ITEM = 9, fill "care for invalids, convalescents, handicapped, or elderly persons in the home"
if ITEM = 10, fill "adult day care centers"
if ITEM = 11, fill "other medical care and services"
if ITEM = 12, fill "hearing aids"
if ITEM = 13, fill "prescription drugs"
if ITEM = 14, fill "supportive or rehabilitative equipment"
if ITEM = 15, fill "medical or surgical equipment for general use"

Type: Set

Max Number of Values: 16

Length: 2

Answer List: TSec13CCItems

Value:	Mnemonic:	Description:
1	Eyecare	Eye examinations, treatments, or surgery
2	EyePurchase	Purchase of eye glasses or contact lenses
3	Dental	Dental care
4	HospitalRoom	Hospital room or hospital services
5	HospitalService	Services by medical professionals other than physicians
6	Physician	Physician services
7	Lab	Lab tests or x-rays
8	NursingHome	Care in convalescent or nursing homes
9	HomeCare	Care for invalids, convalescents, handicapped, or elderly persons in the home
10	AdultDayCare	Adult day care centers
11	OtherCare	Other medical care and services
12	HearingAids	Hearing aids
13	Medicine	Prescription drugs
14	RentSupportiveEquip	Purchase or rental of supportive or rehabilitative equipment
15	RentMedicalEquipn	Purchase or rental of medical or surgical equipment for general use
77	Misc	Misc. combined (unable to specify/DK)

- Don't Know
- Refuse
- Empty

- On Input
- On Output

Store Instructions: For each item selected in COMBCODE, store the appropriate item code in MEDPCY1-MEDPCY16. (the first entry in COMBCODE should be recoded and store di n MEDPCY1, the 2nd entry in MEDPCY2, etc.)

Recode as follows:

- if COMBCODE = 1, store 110
- if COMBCODE = 2, store 120
- if COMBCODE = 3, store 130
- if COMBCODE = 4, store 330
- if COMBCODE = 5, store 410
- if COMBCODE = 6, store 420
- if COMBCODE = 7, store 510
- if COMBCODE = 8, store 520
- if COMBCODE = 9, store 700
- if COMBCODE = 10, store 710
- if COMBCODE = 11, store 530
- if COMBCODE = 12, store 610

if COMBCODE = 13, store 620
if COMBCODE = 14, store 635
if COMBCODE = 15, store 655
if COMBCODE = 77, store 900

Array:

Skip Instructions: IF [(ITEM = 1, 2, 3, 5, 6 or 12) and (RT10.POPGRP = 7, 8,
07 or 08)] OR [ITEM = 10 and (RT10.POPGRP = 15 or 16)] OR
[(ITEM = 13, 14 or 15) and (RT10.POPGRP = 11 or 12)]
then goto MDBSTORE

ELSE goto MORE

Instrument SAS Name: MEDPCMB

Destination Data Set: EMDB

MDBSTORE

Field

BTABLEA.BROW.MDBSTORE

Description: Where Medical/Health Expenditures Purchased

Form Pane Label: Store

SAS Name: MDBSTORE

Tag Name: MDBSTORE

Inherited Universe:

Universe: [(ITEM = 1, 2, 3, 5, 6 or 12) and (RT10.POPGRP = 7, 8, 07 or 08)] OR
[ITEM = 10 and (RT10.POPGRP = 15 or 16)] OR
[(ITEM = 13, 14 or 15) and (RT10.POPGRP = 11 or 12)]

Universe Description:

Question Text: What is the name of the business ^Med_fill?

Fills: Med_fill

Instructions: IF ITEM = 1, 2, 3, 5, 6 or 10 then fill "that provided this service"
IF ITEM = 12-15 then fill "where this was purchased"

Type: String

Length: 45

Don't Know

Refuse

Empty

On Input

On Output

Array:

Special Instructions: IF UPPERCASE ENTRY contains ".COM" then set MDBPURCH = 1 and "keep" and "show"

Skip Instructions: IF UPPERCASE ENTRY contains ".COM" then goto MORE

ELSEIF ENTRY = DK or RF then goto MORE

ELSE goto MDBPURCH

Instrument SAS Name: MDBSTORE

Destination Data Set: EMDB

MDBPURCH

Field

BTABLEA.BROW.MDBPURCH

Description: Purchased online or in person

Form Pane Label: Online

SAS Name: MDBPURCH

Tag Name: MDBPURCH

Inherited Universe:

Universe: MDBSTORE = RESPONSE AND
(UPPERCASE entry in MDBSTORE does NOT contain ".COM")

Universe Description:

Question Text: Was this paid for -

Type: Enumerated

Length: 1

Answer List: Tonline

Value:	Mnemonic:	Description:
1	Online	Online?
2	InPerson	In person?
3	MailTel	By mail or telephone order?
4	Other	Other

- Don't Know
- Refuse
- Empty

- On Input
- On Output

Array:

Special Instructions: Answer list descriptions for options 1-3 should be bold black

Skip Instructions: 1,3,4,DK,RF: Goto MORE

2: Goto MDBLOC

Instrument SAS Name: MDBPURCH

Destination Data Set: EMDB

MDBLOC

Field

BTABLEA.BROW.MDBLOC

Description: Purchase location - City

Form Pane Label: Location - City

SAS Name: MDBLOC

Tag Name: MDBLOC

Inherited Universe:

Universe: MDBPURCH = 2

Universe Description: Purchased in person

Question Text: In what city is ^MDBSTORE_fill located?

Fills: MDBSTORE_fill

Instructions: Fill entry from MDBSTORE

Type: String

Length: 45

- Don't Know
- Refuse
- Empty

- On Input
- On Output

Array:

Skip Instructions: Goto MDBLOCST

Instrument SAS Name: MDBLOC

Destination Data Set: EMDB

Field

MDBLOCST
BTABLEA.BROW.MDBLOCST

Description: Purchase location - State

Form Pane Label: State

SAS Name: MDBLOCST

Tag Name: MDBLOCST

Inherited Universe:

Universe: MDBPURCH = 2

Universe Description: Purchased in person

Help Screen: H_DESTCODE

Question Text: ? [F1]

In what state is ^MDBSTORE_fill located?

✦ [Enter the two character state abbreviation](#)

Fills: MDBSTORE_fill

Instructions: Fill entry from MDBSTORE

Type: String

Length: 2

Don't Know
 Refuse
 Empty

On Input
 On Output

Array:

Special Instructions: Use answer type TState - STRING[2], display width 4

Skip Instructions: IF entry is not a valid state abbreviation then
goto CK_MDBLOCST

ELSE goto MORE

Instrument SAS Name: MDBLOCST

Destination Data Set: EMDB

Check

CK_MDBLOCST
BTABLEA.BROW.CK_MDBLOCST

Description: Not a valid state abbreviation

Inherited Universe:

Universe: (Entry in MDBLOCST is not a valid state abbreviation) AND MDBLOCST <> DK AND
MDBLOCST <> RF

Universe Description: State abbreviation entered is not valid

Text: * [Not a valid state abbreviation](#)

Check Instructions:

Type: Hard

Skip Instructions: Go back to MDBLOCST

MORE

Field

BTABLEA.BROW.MORE

Description:

Form Pane Label: Any more

SAS Name:

Tag Name: MEDPMORE

Inherited Universe:

Universe: ITEM <> 95 and <> 99 and <> 888 and <> EMPTY

Universe Description:

Question Text: Did ^YOU_ANYMEM make any other payments for ^S13_Desc?

<u>Description</u>	<u>Amount</u>	<u>Month</u>
(MEDPDESC)	(MEDPMTX)	(MEDPMTMO)

Fills: YOU_ANYMEM

Instructions: IF NUMHOUSE = 1 then fill "you"
ELSE fill "you or any members of your household"

Fills: S13_Desc

Instructions: if ITEM = 1, fill "eye examinations, treatment, or surgery"
if ITEM = 2, fill "the purchase of eye glasses or contact lenses"
if ITEM = 3, fill "dental care"
if ITEM = 4, fill "hospital room or hospital services"
if ITEM = 5, fill "services by medical professionals other than physicians"
if ITEM = 6, fill "physician services"
if ITEM = 7, fill "lab tests or x-rays"
if ITEM = 8, fill "care in convalescent or nursing homes"
if ITEM = 9, fill "care for invalids, convalescents, handicapped, or elderly persons in the home"
if ITEM = 10, fill "adult day care centers"
if ITEM = 11, fill "other medical care and services"
if ITEM = 12, fill "hearing aids"
if ITEM = 13, fill "prescription drugs"
if ITEM = 14, fill "supportive or rehabilitative equipment"
if ITEM = 15, fill "medical or surgical equipment for general use"

Type: Enumerated

Length: 1

Answer List: TYesNo

Value:	Mnemonic:	Description:
1	Yes	Yes
2	No	No

- Don't Know
- Refuse
- Empty

- On Input
- On Output

Store Instructions: 1. Set MDB_ORIG and MDB_STAT
IF ERR_DUP was invoked and ITEM = 888 then set MDB_ORIG = 3
ELSE set MDB_ORIG = 1

IF MONTH = current interview month then set MDB_STAT = 2
ELSE set MDB_STAT = 1

2. IF MORE = 1, 2, DK or RF then Set Item2Shadow = ITEM

Array:

Special Instructions: IF entry of 1 and row number <> 40 then
prefill ITEM, ServiceOrItem, and DESCRIPTION field for
the next row with the same information as the current row.

Skip Instructions: 1: IF ROW number = 40 then goto ERR_MAX
ELSE goto ITEM, next line on the grid

2,DK,RF: IF ROW number = 40 then goto S13A_END
ELSE goto ITEM, next line on the grid

Instrument SAS Name: MEDPMORE

Destination Data Set: EMDB

ERR_MAX

Check

BTABLEA.BROW.ERR_MAX

Description: Max Number of Rows Reached

Inherited Universe:

Universe: (MORE = 1) AND (ROW number = 40)

Universe Description: Yes, there are more expenses, but there are no more empty rows in the grid

Text: ♦ [No more rows can be added.](#)

Check Instructions:

Type: Hard

Skip Instructions: Go back to MORE

Field

S13A_END
BTABLEA.BROW.S13A_END

Description: End of Section 13A

Form Pane Label:

SAS Name:

Tag Name:

Inherited Universe:

Universe: ITEM = 99 OR (the table is full)

Universe Description:

Question Text: ** Not Displayed **

Type: Classification

Length: 0

- Don't Know
- Refuse
- Empty

- On Input
- On Output

Store Instructions: IF ITEM = NoMore99 or the table is full (TableA.Row[40].ITEM
<> EMPTY)THEN
S13A_END := Yes
ELSE
S13A_END := No
ENDIF

Array:

Skip Instructions: Exit block and goto S13B_INTRO

MEDPCARY

Field

BTABLEA.BROW.MEDPCARY

Description: 3 Digit Item Code

Form Pane Label:

SAS Name: MEDPCARY

Tag Name:

Inherited Universe:

Universe:

Universe Description:

Question Text: ** OUT VARIABLE **

Type: String

Length: 3

- Don't Know
- Refuse
- Empty

- On Input
- On Output

Array:

Special Instructions: NOTE: See ITEM for how to set this field.

Valid Values: 110, 120, 200, 330, 410, 420, 510, 520, 530,
610, 620, 635, 655, 700, 710

Instrument SAS Name: MEDPCARY

Destination Data Set: EMDB

Field

MEDPCY1
BTABLEA.BROW.MEDPCY1

Description: Combined expense - code

Form Pane Label:

SAS Name: MEDPCY1

Tag Name:

Inherited Universe:

Universe:

Universe Description:

Question Text: ** OUT VARIABLE **

Type: String

Length: 3

- Don't Know
- Refuse
- Empty

- On Input
- On Output

Array:

Special Instructions: NOTE: See COMBCODE for how to set this field.

Valid Values: 110, 120, 200, 330, 410, 420, 510, 520, 530,
610, 620, 635, 655, 700, 710, 900

Instrument SAS Name: MEDPCY1

Destination Data Set: EMDB

MEDPCY2

Field

BTABLEA.BROW.MEDPCY2

Description:

Form Pane Label:

SAS Name: MEDPCY2

Tag Name:

Inherited Universe:

Universe:

Universe Description:

Question Text: ** OUT VARIABLE **

Type: String

Length: 3

- Don't Know
- Refuse
- Empty

- On Input
- On Output

Array:

Special Instructions: NOTE: See COMBCODE for how to set this field.

Valid Values: 110, 120, 200, 330, 410, 420, 510, 520, 530,
610, 620, 635, 655, 700, 710, 900

Instrument SAS Name: MEDPCY2

Destination Data Set: EMDB

Field

MEDPCY3
BTABLEA.BROW.MEDPCY3

Description:

Form Pane Label:

SAS Name: MEDPCY3

Tag Name:

Inherited Universe:

Universe:

Universe Description:

Question Text: ** OUT VARIABLE **

Type: String

Length: 3

- Don't Know
- Refuse
- Empty

- On Input
- On Output

Array:

Special Instructions: NOTE: See COMBCODE for how to set this field.

Valid Values: 110, 120, 200, 330, 410, 420, 510, 520, 530,
610, 620, 635, 655, 700, 710, 900

Instrument SAS Name: MEDPCY3

Destination Data Set: EMDB

MEDPCY4

Field

BTABLEA.BROW.MEDPCY4

Description:

Form Pane Label:

SAS Name: MEDPCY4

Tag Name:

Inherited Universe:

Universe:

Universe Description:

Question Text: ** OUT VARIABLE **

Type: String

Length: 3

- Don't Know
- Refuse
- Empty

- On Input
- On Output

Array:

Special Instructions: NOTE: See COMBCODE for how to set this field.

Valid Values: 110, 120, 200, 330, 410, 420, 510, 520, 530,
610, 620, 635, 655, 700, 710, 900

Instrument SAS Name: MEDPCY4

Destination Data Set: EMDB

Field

MEDPCY5
BTABLEA.BROW.MEDPCY5

Description:

Form Pane Label:

SAS Name: MEDPCY5

Tag Name:

Inherited Universe:

Universe:

Universe Description:

Question Text: ** OUT VARIABLE **

Type: String

Length: 3

- Don't Know
- Refuse
- Empty

- On Input
- On Output

Array:

Special Instructions: NOTE: See COMBCODE for how to set this field.

Valid Values: 110, 120, 200, 330, 410, 420, 510, 520, 530,
610, 620, 635, 655, 700, 710, 900

Instrument SAS Name: MEDPCY5

Destination Data Set: EMDB

MEDPCY6

Field

BTABLEA.BROW.MEDPCY6

Description:

Form Pane Label:

SAS Name: MEDPCY6

Tag Name:

Inherited Universe:

Universe:

Universe Description:

Question Text: ** OUT VARIABLE **

Type: String

Length: 3

- Don't Know
- Refuse
- Empty

- On Input
- On Output

Array:

Special Instructions: NOTE: See COMBCODE for how to set this field.

Valid Values: 110, 120, 200, 330, 410, 420, 510, 520, 530,
610, 620, 635, 655, 700, 710, 900

Instrument SAS Name: MEDPCY6

Destination Data Set: EMDB

Field

MEDPCY7
BTABLEA.BROW.MEDPCY7

Description:

Form Pane Label:

SAS Name: MEDPCY7

Tag Name:

Inherited Universe:

Universe:

Universe Description:

Question Text: ** OUT VARIABLE **

Type: String

Length: 3

- Don't Know
- Refuse
- Empty

- On Input
- On Output

Array:

Special Instructions: NOTE: See COMBCODE for how to set this field.

Valid Values: 110, 120, 200, 330, 410, 420, 510, 520, 530,
610, 620, 635, 655, 700, 710, 900

Instrument SAS Name: MEDPCY7

Destination Data Set: EMDB

MEDPCY8

Field

BTABLEA.BROW.MEDPCY8

Description:

Form Pane Label:

SAS Name: MEDPCY8

Tag Name:

Inherited Universe:

Universe:

Universe Description:

Question Text: ** OUT VARIABLE **

Type: String

Length: 3

- Don't Know
- Refuse
- Empty

- On Input
- On Output

Array:

Special Instructions: NOTE: See COMBCODE for how to set this field.

Valid Values: 110, 120, 200, 330, 410, 420, 510, 520, 530,
610, 620, 635, 655, 700, 710, 900

Instrument SAS Name: MEDPCY8

Destination Data Set: EMDB

Field

MEDPCY9
BTABLEA.BROW.MEDPCY9

Description:

Form Pane Label:

SAS Name: MEDPCY9

Tag Name:

Inherited Universe:

Universe:

Universe Description:

Question Text: ** OUT VARIABLE **

Type: String

Length: 3

- Don't Know
- Refuse
- Empty

- On Input
- On Output

Array:

Special Instructions: NOTE: See COMBCODE for how to set this field.

Valid Values: 110, 120, 200, 330, 410, 420, 510, 520, 530,
610, 620, 635, 655, 700, 710, 900

Instrument SAS Name: MEDPCY9

Destination Data Set: EMDB

MEDPCY10

Field

BTABLEA.BROW.MEDPCY10

Description:

Form Pane Label:

SAS Name:

Tag Name:

Inherited Universe:

Universe:

Universe Description:

Question Text: ** OUT VARIABLE **

Type: String

Length: 3

- Don't Know
- Refuse
- Empty

- On Input
- On Output

Array:

Special Instructions: NOTE: See COMBCODE for how to set this field.

Valid Values: 110, 120, 200, 330, 410, 420, 510, 520, 530,
610, 620, 635, 655, 700, 710, 900

Instrument SAS Name: MEDPCY10

Destination Data Set: EMDB

Field

MEDPCY11
BTABLEA.BROW.MEDPCY11

Description:

Form Pane Label:

SAS Name:

Tag Name:

Inherited Universe:

Universe:

Universe Description:

Question Text: ** OUT VARIABLE **

Type: String

Length: 3

- Don't Know
- Refuse
- Empty

- On Input
- On Output

Array:

Special Instructions: NOTE: See COMBCODE for how to set this field.

Valid Values: 110, 120, 200, 330, 410, 420, 510, 520, 530,
610, 620, 635, 655, 700, 710, 900

Instrument SAS Name: MEDPCY11

Destination Data Set: EMDB

MEDPCY12

Field

BTABLEA.BROW.MEDPCY12

Description:

Form Pane Label:

SAS Name:

Tag Name:

Inherited Universe:

Universe:

Universe Description:

Question Text: ** OUT VARIABLE **

Type: String

Length: 3

- Don't Know
- Refuse
- Empty

- On Input
- On Output

Array:

Special Instructions: NOTE: See COMBCODE for how to set this field.

Valid Values: 110, 120, 200, 330, 410, 420, 510, 520, 530,
610, 620, 635, 655, 700, 710, 900

Instrument SAS Name: MEDPCY12

Destination Data Set: EMDB

Field

MEDPCY13
BTABLEA.BROW.MEDPCY13

Description:

Form Pane Label:

SAS Name:

Tag Name:

Inherited Universe:

Universe:

Universe Description:

Question Text: ** OUT VARIABLE **

Type: String

Length: 3

- Don't Know
- Refuse
- Empty

- On Input
- On Output

Array:

Special Instructions: NOTE: See COMBCODE for how to set this field.

Valid Values: 110, 120, 200, 330, 410, 420, 510, 520, 530,
610, 620, 635, 655, 700, 710, 900

Instrument SAS Name: MEDPCY13

Destination Data Set: EMDB

MEDPCY14

Field

BTABLEA.BROW.MEDPCY14

Description:

Form Pane Label:

SAS Name:

Tag Name:

Inherited Universe:

Universe:

Universe Description:

Question Text: ** OUT VARIABLE **

Type: String

Length: 3

- Don't Know
- Refuse
- Empty

- On Input
- On Output

Array:

Special Instructions: NOTE: See COMBCODE for how to set this field.

Valid Values: 110, 120, 200, 330, 410, 420, 510, 520, 530,
610, 620, 635, 655, 700, 710, 900

Instrument SAS Name: MEDPCY14

Destination Data Set: EMDB

Field

MEDPCY15
BTABLEA.BROW.MEDPCY15

Description:

Form Pane Label:

SAS Name:

Tag Name:

Inherited Universe:

Universe:

Universe Description:

Question Text: ** OUT VARIABLE **

Type: String

Length: 3

- Don't Know
- Refuse
- Empty

- On Input
- On Output

Array:

Special Instructions: NOTE: See COMBCODE for how to set this field.

Valid Values: 110, 120, 200, 330, 410, 420, 510, 520, 530,
610, 620, 635, 655, 700, 710, 900

Instrument SAS Name: MEDPCY15

Destination Data Set: EMDB

MEDPCY16

Field

BTABLEA.BROW.MEDPCY16

Description:

Form Pane Label:

SAS Name:

Tag Name:

Inherited Universe:

Universe:

Universe Description:

Question Text: ** OUT VARIABLE **

Type: String

Length: 3

- Don't Know
- Refuse
- Empty

- On Input
- On Output

Array:

Special Instructions: NOTE: See COMBCODE for how to set this field.

Valid Values: 110, 120, 200, 330, 410, 420, 510, 520, 530,
610, 620, 635, 655, 700, 710, 900

Instrument SAS Name: MEDPCY16

Destination Data Set: EMDB

Field

MEDPMTX_
BTABLEA.BROW.MEDPMTX_

Description: Range edit flag for MEDPMTX

Form Pane Label:

SAS Name: MEDPMTX_

Tag Name:

Inherited Universe:

Universe:

Universe Description:

Question Text: ** OUT VARIABLE **

Type: String

Length: 2

- Don't Know
- Refuse
- Empty

- On Input
- On Output

Array:

Special Instructions: NOTE: See ERR1_AMOUNT for how to set this field.

Valid Values: A1 = Range edit failed
(ERR1 check was suppressed)

Blank = Range edit passed

Instrument SAS Name: MEDPMTX_

Destination Data Set: EMDB

MDB_STAT

Field

BTABLEA.BROW.MDB_STAT

Description: Record status

Form Pane Label:

SAS Name: REC_STAT

Tag Name:

Inherited Universe:

Universe:

Universe Description:

Question Text: ** OUT VARIABLE **

Type: String

Length: 1

- Don't Know
- Refuse
- Empty

- On Input
- On Output

Array:

Special Instructions: NOTE: See MORE for how to set this field

Valid Values: 1 = Active Record
2 = Current month Record
3 = Inactive Record

Instrument SAS Name: MDB_STAT

Destination Data Set: EMDB

Field

MDB_ORIG
BTABLEA.BROW.MDB_ORIG

Description: Record origin

Form Pane Label:

SAS Name: REC_ORIG

Tag Name:

Inherited Universe:

Universe:

Universe Description:

Question Text: ** OUT VARIABLE **

Type: String

Length: 1

Don't Know

Refuse

Empty

On Input

On Output

Array:

Special Instructions: NOTE: See MORE for how to set this field

Valid Values: 1 = Data from current month interview

2 = Data reported in previous quarter

3 = Duplicate record

Instrument SAS Name: MDB_ORIG

Destination Data Set: EMDB

S13B_INTRO

S13B_INTRO

Field

Description:

Form Pane Label: Introduction

SAS Name:

Tag Name: S13B_INTRO

Inherited Universe:

Universe:

Universe Description: All

Question Text: Now I am going to ask some questions about your reimbursements.

By reimbursements I mean any money received for any members of your household from an insurance company, medical care provider or non-household member for medical expenses which you previously paid or will pay.

^HSAHRAFSA_Fill

Description Amount Month
(MEDRDESC) (MEDRMBX) (MEDRMBMO)

Type: Enumerated

Length: 1

Answer List: TContinue

Value:	Mnemonic:	Description:
1	Continue	Enter 1 to Continue

- Don't Know
- Refuse
- Empty

- On Input
- On Output

Array:

Skip Instructions: Goto ITEM

Instrument SAS Name: S13B_INTRO

Destination Data Set: EMDC

BTABLEB

BTABLEB

Block

Description: Reimbursements for Medical Expenses

Tab Name:

Fly Over Name:

Universe Type: If

Inherited Universe:

Universe: S13B_INTRO = 1

Universe Description:

Array:

- Block Instructions:**
1. MAX # OF GRID LINES: 22
 2. For LLMetadata search
SecNum := 13
SecLetter := 'B'
 3. Section label: Section 13, Part B - Reimbursements For
Medical Expenses
 4. This section is a laundry list. Follow the laundry list
standards. (See the attachment on the field
Laundry_List_Standards.)
 5. Pre-chart
 - o Follow pre-chart standards. (See attachment on the
field Prechart_Standards.)
 - o See the attachment on the variable
Input_Setup_Specifications for specific prechart
information

Block

BROW
BTABLEB.BROW

Description:

Tab Name:
Fly Over Name:
Universe Type: While

Inherited Universe:

Universe: (ITEM(previous row) <> 99) AND (ROW # < 23)

Universe Description:

Array:

Block Instructions:

ITEM

Field

BTABLEB.BROW.ITEM

Description: Reimbursements received**Form Pane Label:** Item**SAS Name:****Tag Name:** MDC_ITEM**Inherited Universe:****Universe:****Universe Description:****Help Screen:** H_S13A**Question Text:** SCREEN 1 ----- 35 ? [F1]

Since the first of ^REF_MONTH, have ^YOU_ANYMEM received any medical reimbursements for the items I just asked about?

- ◆ IF YES - What did you get reimbursed for?
- ◆ Read each item on list

SCREEN 2 ----- 36 ? [F1]

- ◆ IF YES - Have you received any reimbursements for --
- ◆ Read each item on list

Fills: REF_MONTH**Instructions:** Set REF_MONTH = 3 months before the interview.

Calculated by taking the INTPER from record type 10 to come up with the base month to start from.

Fills: YOU_ANYMEM**Instructions:** IF NUMHOUSE = 1 then fill "you"

ELSE fill "you or any members of your household"

Type: Enumerated**Length:** 3

Answer List: TSec13Items

Value:	Mnemonic:	Description:
1	EyeService	Eye examinations, treatment, or surgery
2	EyePurchase	Purchase of eye glasses or contact lenses
3	Dental	Dental care
4	HospitalRoom	Hospital room or hospital services
5	Service	Services by medical professionals other than physicians
6	Physician	Physician services
7	Lab	Lab tests or x-rays
8	NursingHome	Care in convalescent or nursing homes
9	HomeCare	Care for invalids, convalescents, handicapped, or elderly persons in the home
10	AdultDayCare	Adult day care centers
11	OtherCare	Other medical care and services
12	HearingAids	Hearing aids
13	Medicine	Prescription drugs
14	RentSupportiveEquip	Purchase or rental of supportive or rehabilitative equipment
15	RentMedicalEquip	Purchase or rental of medical or surgical equipment for general use
95	NoMore95	Continue List
99	NoMore99	None/No more entries
888	DeleteLine	Delete a line

- Don't Know
- Refuse
- Empty

- On Input
- On Output

Store Instructions: Set MEDRCARY

- If ITEM = 1 then set MEDRCARY = 110
- If ITEM = 2 then set MEDRCARY = 120
- If ITEM = 3 then set MEDRCARY = 200
- If ITEM = 4 then set MEDRCARY = 330
- If ITEM = 5 then set MEDRCARY = 410
- If ITEM = 6 then set MEDRCARY = 420
- If ITEM = 7 then set MEDRCARY = 510
- If ITEM = 8 then set MEDRCARY = 520
- If ITEM = 9 then set MEDRCARY = 700
- If ITEM = 10 then set MEDRCARY = 710
- If ITEM = 11 then set MEDRCARY = 530
- If ITEM = 12 then set MEDRCARY = 610
- If ITEM = 13 then set MEDRCARY = 620
- If ITEM = 14 then set MEDRCARY = 635

If ITEM = 15 then set MEDRCARY = 655

Array:

Special Instructions: 1. Answer list options should be in bold black except 95, 99 and 888, they should be in regular black.
(Once an answer list option is selected, the answer list description color should be changed to regular blue.)

2. Pre-fill the ServiceOrItem and DESCRIPTION fields with the following descriptions.

(Gray out the ServiceOrItem field.)

If ITEM = 1, pre-fill "Eye care"

If ITEM = 2, pre-fill "Eye glasses/contacts"

If ITEM = 3, pre-fill "Dental care"

If ITEM = 4, pre-fill "Hospital room/services"

If ITEM = 5, pre-fill "Services"

If ITEM = 6, pre-fill "Physician services"

If ITEM = 7, pre-fill "Lab tests/x-rays"

If ITEM = 8, pre-fill "Care in conv/nurse"

If ITEM = 9, pre-fill "Care for invalids/elderly pers"

If ITEM = 10, pre-fill "Adult day care centers"

If ITEM = 11, pre-fill "Other medical care"

If ITEM = 12, pre-fill "Hearing aids"

If ITEM = 13, pre-fill "Prescription drugs"

If ITEM = 14, pre-fill "Support/rehabilitative equip"

If ITEM = 15, pre-fill "Medical equip for general use"

3. For SCREEN 1, display Answer options 1-6, 95, 888
For SCREEN 2, display Answer options 7-15, 99, 888

4. IF ITEM = 888 then "SHOW" the fields in the row

Skip Instructions: 1-15: IF ITEM ne Item2Shadow then goto CK_ITEM
ELSE goto DESCRIPTION

95: Goto next ROW

99: Goto S13B_END

888: IF no more grid lines then goto S13B_END
ELSE goto ITEM - next line of grid

Instrument SAS Name: MDC_ITEM

Destination Data Set: EMDC

Check

CK_ITEM
BTABLEB.BROW.CK_ITEM

Description: After a row is completed, the user has backed up and changed the item number to another valid item number

Inherited Universe:

Universe: ITEM was changed to another valid item number

Universe Description: After a row is completed, the user has backed up and changed the item number to another valid item number

Text: ♦ [Press "S" to change this item code and enter new data](#)

[Press ENTER to re-enter the original item code: ^OldItem](#)

Check Instructions: IF SUPPRESSED then set all fields in this block to EMPTY

Type: Soft

Skip Instructions: Go back to ITEM

Fills: OldItem

Instructions: Fill the previous entry in ITEM for this row.

ServiceOrItem

Field

BTABLEB.BROW.ServiceOrItem

Description: Description - SHOW ONLY Field

Form Pane Label: Care/Service/Item

SAS Name:

Tag Name:

Inherited Universe:

Universe:

Universe Description:

Question Text: ** SHOW ONLY **

Type: String

Length: 30

Don't Know

Refuse

Empty

On Input

On Output

Store Instructions: Set Up Prefill with ITEM's answer list description.

Array:

Instrument SAS Name: ServiceOrItem

Destination Data Set: EMDC

Field

DESCRIPTION
BTABLEB.BROW.DESCRPTION

Description: Description of care/service/item

Form Pane Label: Description

SAS Name: MEDRDESC

Tag Name: MEDRDESC

Inherited Universe:

Universe: ITEM <> 95 and <> 99 and <> 888 and <> EMPTY

Universe Description:

Question Text: * Ask if not apparent

Describe the care/service/item.

Description Amount Month
(MEDRDESC) (MEDRMBX) (MEDRMBMO)

Type: String

Length: 30

- Don't Know
- Refuse
- Empty

- On Input
- On Output

Array:

Skip Instructions: IF ITEM = 5 then goto MEDRNOUT
ELSEIF ITEM = 14 or 15 then goto MEDRPRNT
ELSE goto MEDRGFTC

Instrument SAS Name: MEDRDESC

Destination Data Set: EMDC

MEDRNOUT

Field

BTABLEB.BROW.MEDRNOUT

Description: Inside or outside

Form Pane Label: Inside or out

SAS Name: MEDRNOUT

Tag Name: MEDRPNOUT

Inherited Universe:

Universe: ITEM = 5

Universe Description: "Services by medical professionals other than physicians" was selected

Question Text: Was this service provided inside or outside the home?

Description Amount Month
(MEDPDESC) (MEDPMTX) (MEDPMTMO)

Type: Enumerated

Length: 1

Answer List: TMEDPNOUT

Value:	Mnemonic:	Description:
1	Inside	Inside the home
2	Outside	Outside the home

- Don't Know
- Refuse
- Empty

- On Input
- On Output

Array:

Skip Instructions: Goto MEDRGFTC

Instrument SAS Name: MEDRNOUT

Destination Data Set: EMDC

Field

MEDRPRNT
BTABLEB.BROW.MEDRPRNT

Description: Purchase or rental?

Form Pane Label: Purchase or Rent

SAS Name: MEDRPRNT

Tag Name: MEDRPRNT

Inherited Universe:

Universe: ITEM = 14 or 15

Universe Description: (Purchase or rental of supportive or rehabilitative equipment) OR (Purchase or rental of medical or surgical equipment for general use) was selected

Question Text: * Ask if not apparent

Was this for a purchase or rental?

Description Amount Month
(MEDRDESC) (MEDRMBX) (MEDRMBMO)

Type: Enumerated

Length: 1

Answer List: TMEDRPRNT

Value:	Mnemonic:	Description:
1	Purchase	Purchase
2	Rental	Rental

- Don't Know
- Refuse
- Empty

- On Input
- On Output

Array:

Skip Instructions: Goto MEDRGFTC

Instrument SAS Name: MEDRPRNT

Destination Data Set: EMDC

Field

MEDRGFTC
BTABLEB.BROW.MEDRGFTC

Description:

Form Pane Label: Who

SAS Name: MEDRGFTC

Tag Name: MEDRGFTC

Inherited Universe:

Universe: ITEM <> 95 and <> 99 and <> 888 and <> EMPTY

Universe Description:

Question Text: * Ask if not apparent

^WHOWW the ^Medrgftc_Fill for a member of your household or someone outside of your household?

<u>Description</u>	<u>Amount</u>	<u>Month</u>
(MEDRDESC)	(MEDRMBX)	(MEDRMBMO)

Fills: Medrgftc_Fill

Instructions: If ITEM = 1, fill "eye care"

If ITEM = 2, fill "eye glasses or contact lenses"

If ITEM = 3, fill "dental care"

If ITEM = 4, fill "hospital room or hospital services"

If ITEM = 5, fill "services"

If ITEM = 6, fill "physician services"

If ITEM = 7, fill "lab tests and x-rays"

If ITEM = 8, fill "care in convalescent or nursing homes"

If ITEM = 9, fill "care of invalids, convalescents, handicapped, or elderly persons in the home"

If ITEM = 10, fill "adult day care services"

If ITEM = 11 fill "other medical care"

If ITEM = 12, fill "hearing aid(s)"

If ITEM = 13, fill "prescription drugs"

If ITEM = 14, fill "supportive or rehabilitative equipment"

If ITEM = 15, fill "medical equipment"

Fills: WHOWW

Instructions: IF ITEM = 2, 5, 6, 7, 10 or 13 then fill "Were"

ELSE fill "Was"

Type: Enumerated
Length: 1

Answer List: TCU14

Value:	Mnemonic:	Description:
1	CUmem	Household member
2	NONCUmem	Non-household member

- Don't Know
- Refuse
- Empty

- On Input
- On Output

Array:

Skip Instructions: Goto MONTH

Instrument SAS Name: MEDRGFTC

Destination Data Set: EMDC

Field

MONTH
BTABLEB.BROW.MONTH

Description: Month reimbursement received

Form Pane Label: Month

SAS Name: MEDRMBMO

Tag Name: MEDRMBMO

Inherited Universe:

Universe: ITEM <> 95 and <> 99 and <> 888 and <> EMPTY

Universe Description:

Question Text: In what month was(were) the reimbursement(s) received?

Description Amount Month
(MEDRDESC) (MEDRMBX) (MEDRMBMO)

Type: Enumerated

Length: 2

Answer List: TMONTH

Value:	Mnemonic:	Description:
1	Jan	January
2	Feb	February
3	Mar	March
4	Apr	April
5	May	May
6	Jun	June
7	Jul	July
8	Aug	August
9	Sep	September
10	Oct	October
11	Nov	November
12	Dec	December

Don't Know

Refuse

Empty

On Input

On Output

Array:

Skip Instructions: REF_MONTH - CUR_MONTH: IF entry not within the reference
period then goto ERR3_MONTH
ELSE goto AMOUNT

DK,RF: Goto AMOUNT

Instrument SAS Name: MEDRMBMO

Destination Data Set: EMDC

Check

ERR3_MONTH
BTABLEB.BROW.ERR3_MONTH

Description: MONTH not within the reference period

Inherited Universe:

Universe: MONTH is not within the reference period\

Universe Description: The month the payment was in, is outside the reference period

Text: Input invalid. Value not in range.

Check Instructions: NOTE: This is a Blaise manipula generated error

Type: Hard

Skip Instructions: Go back to MONTH

AMOUNT

Field

BTABLEB.BROW.AMOUNT

Description: Total amount received

Form Pane Label: Amount

SAS Name: MEDRMBX

Tag Name: MEDRMBX

Inherited Universe:

Universe: ITEM <> 95 and <> 99 and <> 888 and <> EMPTY

Universe Description:

Question Text: What was the total amount received ^S13B_Month?

<u>Description</u>	<u>Amount</u>	<u>Month</u>
(MEDRDESC)	(MEDRMBX)	(MEDRMBMO)

Fills: S13B_Month

Instructions: IF MONTH = DK or RF do not fill anything

ELSEIF MONTH = 1 then fill "in January"

ELSEIF MONTH = 2 then fill "in February"

ELSEIF MONTH = 3 then fill "in March"

ELSEIF MONTH = 4 then fill "in April"

ELSEIF MONTH = 5 then fill "in May"

ELSEIF MONTH = 6 then fill "in June"

ELSEIF MONTH = 7 then fill "in July"

ELSEIF MONTH = 8 then fill "in August"

ELSEIF MONTH = 9 then fill "in September"

ELSEIF MONTH = 10 then fill "in October"

ELSEIF MONTH = 11 then fill "in November"

ELSEIF MONTH = 12 then fill "in December"

Type: Integer

Length: 7

Min: 1

Max: 999999

- Don't Know
- Refuse
- Empty

On Input
 On Output

Store Instructions: IF AMOUNT = DK, RF or ERR1_AMOUNT is not triggered then
Set MEDRMBX_ = EMPTY

Array:

Special Instructions: Display a \$ and commas in the entry field.

Skip Instructions: 1-999999: IF (ITEM = 1 and AMOUNT lt 5 or gt 2300) or
(ITEM = 2 and AMOUNT lt 13 or gt 450) or
(ITEM = 3 and AMOUNT lt 20 or gt 1400) or
(ITEM = 4 and AMOUNT lt 5 or gt 5000) or
(ITEM = 5 and AMOUNT lt 8 or gt 800) or
(ITEM = 6 and AMOUNT lt 5 or gt 980) or
(ITEM = 7 and AMOUNT lt 5 or gt 800) or
(ITEM = 8 and AMOUNT lt 5 or gt 8000) or
(ITEM = 9 and AMOUNT lt 20 or gt 10700) or
(ITEM = 10 and AMOUNT lt 5 or gt 1200) or
(ITEM = 11 and AMOUNT lt 5 or gt 650) or
(ITEM = 12 and AMOUNT lt 10 or gt 3208) or
(ITEM = 13 and AMOUNT lt 7 or gt 850) or
(ITEM = 14 and AMOUNT lt 15 or gt 1350) or
(ITEM = 15 and AMOUNT lt 32 or gt 500)
then goto ERR1_AMOUNT
ELSEIF ITEM and the entry in AMOUNT for this
record are equal to any records data in the pre-
chart/input then goto ERR_DUP
ELSE goto C

DK,RF: Goto C

Instrument SAS Name: MEDRMBX

Destination Data Set: EMDC

ERR1_AMOUNT

Check

BTABLEB.BROW.ERR1_AMOUNT

Description: Out of Range Check

Inherited Universe:

Universe: [(ITEM = 1 and AMOUNT lt 5 or gt 2300) or
(ITEM = 2 and AMOUNT lt 13 or gt 450) or
(ITEM = 3 and AMOUNT lt 20 or gt 1400) or
(ITEM = 4 and AMOUNT lt 5 or gt 5000) or
(ITEM = 5 and AMOUNT lt 8 or gt 800) or
(ITEM = 6 and AMOUNT lt 5 or gt 980) or
(ITEM = 7 and AMOUNT lt 5 or gt 800) or
(ITEM = 8 and AMOUNT lt 5 or gt 8000) or
(ITEM = 9 and AMOUNT lt 20 or gt 10700) or
(ITEM = 10 and AMOUNT lt 5 or gt 1200) or
(ITEM = 11 and AMOUNT lt 5 or gt 650) or
(ITEM = 12 and AMOUNT lt 10 or gt 3208) or
(ITEM = 13 and AMOUNT lt 7 or gt 850) or
(ITEM = 14 and AMOUNT lt 15 or gt 900) or
(ITEM = 15 and AMOUNT lt 32 or gt 500)] AND
AMOUNT <> DK AND AMOUNT <> RF

Universe Description:

Text: ♦ THE VALUE ENTERED IS UNUSUALLY HIGH OR LOW

PLEASE VERIFY AND IF CORRECT, ENTER ITEM LEVEL NOTE

Check Instructions: IF suppressed then set MEDRMBX_ = A1

Type: Soft

Skip Instructions: Suppress: Goto C

All others, go back to AMOUNT

Check

ERR_DUP
BTABLEB.BROW.ERR_DUP

Description: Check for Possible Duplicate Reporting

Inherited Universe:

Universe: ITEM and the entry in AMOUNT for this record are eq to any records data in the prechart/input

Universe Description:

Text: * This item appears to be the same as one reported last interview.

Please verify to avoid reporting.

If this is a duplicate item, enter 888 to delete the line.

Check Instructions:

Type: Soft

Skip Instructions: Suppress: Goto C

All others go back to AMOUNT

C

Field

BTABLEB.BROW.C

Description:

Form Pane Label: C

SAS Name:

Tag Name: MEDRCB_S

Inherited Universe:

Universe: ITEM <> 95 and <> 99 and <> 888 and <> EMPTY

Universe Description:

Question Text: * Enter 'C' for a combined reimbursement

Type: String

Length: 1

Don't Know

Refuse

Empty

On Input

On Output

Array:

Skip Instructions: C: Goto COMBCODE

EMPTY: Goto MORE

IF anything other than 'C' or the enter key is entered then
goto CK_C

Instrument SAS Name: MEDRCMB

Destination Data Set: EMDC

Check

CK_C
BTABLEB.BROW.CK_C

Description: C field can only contain a 'C' or Empty

Inherited Universe:

Universe: C = anything other than a 'C' or EMPTY

Universe Description:

Text: * [Not a Valid Entry](#)

Check Instructions:

Type: Hard

Skip Instructions: Go back to C

COMBCODE

Field

BTABLEB.BROW.COMBCODE

Description: combined codes

Form Pane Label: Combined Codes

SAS Name:

Tag Name: MEDRCMB

Inherited Universe:

Universe: C = C

Universe Description:

Help Screen: H_S13A

Question Text:  35-36 ? [F1]

What other medical reimbursement is ^S13_Desc combined with?

✦ Enter all that apply, separate with commas

<u>Description</u>	<u>Amount</u>	<u>Month</u>
(MEDRDESC)	(MEDRMBX)	(MEDRMBMO)

Fills: S13_Desc

Instructions: if ITEM = 1, fill "eye examinations, treatment, or surgery"
if ITEM = 2, fill "the purchase of eye glasses or contact lenses"
if ITEM = 3, fill "dental care"
if ITEM = 4, fill "hospital room or hospital services"
if ITEM = 5, fill "services by medical professionals other than physicians"
if ITEM = 6, fill "physician services"
if ITEM = 7, fill "lab tests or x-rays"
if ITEM = 8, fill "care in convalescent or nursing homes"
if ITEM = 9, fill "care for invalids, convalescents, handicapped, or elderly persons in the home"
if ITEM = 10, fill "adult day care centers"
if ITEM = 11, fill "other medical care and services"
if ITEM = 12, fill "hearing aids"
if ITEM = 13, fill "prescription drugs"
if ITEM = 14, fill "supportive or rehabilitative equipment"
if ITEM = 15, fill "medical or surgical equipment for general use"

Type: Set

Max Number of Values: 16

Length: 2

Answer List: TSec13CCItems

Value:	Mnemonic:	Description:
1	EyeCare	Eye examinations, treatments, or surgery
2	EyePurchase	Purchase of eye glasses or contact lenses
3	Dental	Dental care
4	HospitalRoom	Hospital room or hospital services
5	HospitalService	Services by medical professionals other than physicians
6	Physician	Physician services
7	Lab	Lab tests or x-rays
8	NursingHome	Care in convalescent or nursing homes
9	HomeCare	Care for invalids, convalescents, handicapped, or elderly persons in the home
10	AdultDayCare	Adult day care centers
11	OtherCare	Other medical care and services
12	HearingAids	Hearing aids
13	Medicine	Prescription drugs
14	RentSupportiveEquip	Purchase or rental of supportive or rehabilitative equipment
15	RentMedicalEquip	Purchase or rental of medical or surgical equipment for general use
77	Misc	Misc. combined (unable to specify/DK)

- Don't Know
- Refuse
- Empty

- On Input
- On Output

Store Instructions: For each item selected in COMBODE store the appropriate item code in MEDRCY1-MEDRCY16. (The first entry in COMBCODE should be recoded and stored in MEDRCY1, the 2nd entry in MEDRCY2, etc.)

Recode as follows:

- If COMBCODE = 1, store 110
- If COMBCODE = 2, store 120
- If COMBCODE = 3, store 200
- If COMBCODE = 4, store 330
- If COMBCODE = 5, store 410
- If COMBCODE = 6, store 420
- If COMBCODE = 7, store 510
- If COMBCODE = 8, store 520
- If COMBCODE = 9, store 700
- If COMBCODE = 10, store 710

If COMBCODE = 11, store 530
If COMBCODE = 12, store 610
If COMBCODE = 13, store 620
If COMBCODE = 14, store 635
If COMBCODE = 15, store 655
If COMBCODE = 77, store 900

Array:

Skip Instructions: Goto MORE

Instrument SAS Name: MEDRCMB

Destination Data Set: EMDC

Field

MORE
BTABLEB.BROW.MORE

Description:

Form Pane Label: Any more

SAS Name:

Tag Name: MEDRMORE

Inherited Universe:

Universe: ITEM <> 95 and <> 99 and <> 888 and <> EMPTY

Universe Description:

Question Text: Did ^YOU_ANYMEM receive any other reimbursements for ^S13_Desc?

<u>Description</u>	<u>Amount</u>	<u>Month</u>
(MEDRDESC)	(MEDRMBX)	(MEDRMBMO)

Fills: YOU_ANYMEM

Instructions: IF NUMHOUSE = 1 then fill "you"
ELSE fill "you or any members of your household"

Fills: S13_Desc

Instructions: if ITEM = 1, fill "eye examinations, treatment, or surgery"
if ITEM = 2, fill "the purchase of eye glasses or contact lenses"
if ITEM = 3, fill "dental care"
if ITEM = 4, fill "hospital room or hospital services"
if ITEM = 5, fill "services by medical professionals other than physicians"
if ITEM = 6, fill "physician services"
if ITEM = 7, fill "lab tests or x-rays"
if ITEM = 8, fill "care in convalescent or nursing homes"
if ITEM = 9, fill "care for invalids, convalescents, handicapped, or elderly persons in the home"
if ITEM = 10, fill "adult day care centers"
if ITEM = 11, fill "other medical care and services"
if ITEM = 12, fill "hearing aids"
if ITEM = 13, fill "prescription drugs"
if ITEM = 14, fill "supportive or rehabilitative equipment"
if ITEM = 15, fill "medical or surgical equipment for general use"

Type: Enumerated

Length: 1

Answer List: TYesNo

Value:	Mnemonic:	Description:
1	Yes	Yes
2	No	No

- Don't Know
- Refuse
- Empty

- On Input
- On Output

Store Instructions: 1. Set MDC_ORIG and MDC_STAT
IF ERR_DUP was invoked and ITEM = 888 then set MDC_ORIG = 3
ELSE set MDC_ORIG = 1

IF MONTH = current interview month then set MDC_STAT = 2
ELSE set MDC_STAT = 1

2. IF MORE = 1, 2, DK or RF then Set Item2Shadow = ITEM

Array:

Special Instructions: IF entry of 1 and row number ne 22 then:
prefill ITEM, ServiceOrItem, and DESCRIPTION fields for
the next row with the same information as the current row.

Skip Instructions: 1: IF ROW number = 22 then goto ERR_MAX
ELSE goto ITEM, next line of grid

2,DK,RF: IF ROW number = 22 then goto S13B_END
ELSE goto ITEM, next line of grid

Instrument SAS Name: MEDRMORE

Destination Data Set: EMDC

Check

ERR_MAX
BTABLEB.BROW.ERR_MAX

Description: Max Number of Rows Reached

Inherited Universe:

Universe: (MORE = 1) AND (ROW number = 22)

Universe Description: Yes, there are more expenses, but there are no more empty rows in the grid

Text: ♦ [No more rows can be added](#)

Check Instructions:

Type: Hard

Skip Instructions: Go back to MORE

S13B_END

Field

BTABLEB.BROW.S13B_END

Description: End of Section 13B

Form Pane Label:

SAS Name:

Tag Name:

Inherited Universe:

Universe: ITEM = 99 OR (table is full)

Universe Description:

Question Text: ** Not Displayed **

Type: Classification

Length: 0

- Don't Know
- Refuse
- Empty

- On Input
- On Output

Store Instructions: IF ITEM = 99 or the table is full THEN
 S13B_END := Yes
ELSE
 S13B_END := No
ENDIF

Array:

Skip Instructions: Exit block and goto LP13A_FLAG

Field

MEDRCARY
BTABLEB.BROW.MEDRCARY

Description: 3 digit item code

Form Pane Label:

SAS Name: MEDRCARY

Tag Name:

Inherited Universe:

Universe:

Universe Description:

Question Text: ** OUT VARIABLE **

Type: String

Length: 3

- Don't Know
- Refuse
- Empty

- On Input
- On Output

Array:

Special Instructions: NOTE: See ITEM for how to set this field.

Valid Values: 110, 120, 200, 330, 410, 420, 510, 520, 530,
610, 620, 635, 655, 700, 710

Instrument SAS Name: MEDRCARY

Destination Data Set: EMDC

MEDRCY1

Field

BTABLEB.BROW.MEDRCY1

Description: Combined expense - code

Form Pane Label:

SAS Name: MEDRCY1

Tag Name:

Inherited Universe:

Universe:

Universe Description:

Question Text: ** OUT VARIABLE **

Type: String

Length: 3

- Don't Know
- Refuse
- Empty

- On Input
- On Output

Array:

Special Instructions: NOTE: See COMBCODE for how to set this field.

Valid Values: 110, 120, 200, 330, 410, 420, 510, 520, 530,
610, 620, 635, 655, 700, 710, 900

Instrument SAS Name: MEDRCY1

Destination Data Set: EMDC

Field

MEDRCY2
BTABLEB.BROW.MEDRCY2

Description:

Form Pane Label:

SAS Name: MEDRCY2

Tag Name:

Inherited Universe:

Universe:

Universe Description:

Question Text: ** OUT VARIABLE **

Type: String

Length: 3

- Don't Know
- Refuse
- Empty

- On Input
- On Output

Array:

Special Instructions: NOTE: See COMBCODE for how to set this field.

Valid Values: 110, 120, 200, 330, 410, 420, 510, 520, 530,
610, 620, 635, 655, 700, 710, 900

Instrument SAS Name: MEDRCY2

Destination Data Set: EMDC

MEDRCY3

Field

BTABLEB.BROW.MEDRCY3

Description:

Form Pane Label:

SAS Name: MEDRCY3

Tag Name:

Inherited Universe:

Universe:

Universe Description:

Question Text: ** OUT VARIABLE **

Type: String

Length: 3

- Don't Know
- Refuse
- Empty

- On Input
- On Output

Array:

Special Instructions: NOTE: See COMBCODE for how to set this field.

Valid Values: 110, 120, 200, 330, 410, 420, 510, 520, 530,
610, 620, 635, 655, 700, 710, 900

Instrument SAS Name: MEDRCY3

Destination Data Set: EMDC

Field

MEDRCY4
BTABLEB.BROW.MEDRCY4

Description:

Form Pane Label:

SAS Name: MEDRCY4

Tag Name:

Inherited Universe:

Universe:

Universe Description:

Question Text: ** OUT VARIABLE **

Type: String

Length: 3

- Don't Know
- Refuse
- Empty

- On Input
- On Output

Array:

Special Instructions: NOTE: See COMBCODE for how to set this field.

Valid Values: 110, 120, 200, 330, 410, 420, 510, 520, 530,
610, 620, 635, 655, 700, 710, 900

Instrument SAS Name: MEDRCY4

Destination Data Set: EMDC

MEDRCY5

Field

BTABLEB.BROW.MEDRCY5

Description:

Form Pane Label:

SAS Name: MEDRCY5

Tag Name:

Inherited Universe:

Universe:

Universe Description:

Question Text: ** OUT VARIABLE **

Type: String

Length: 3

- Don't Know
- Refuse
- Empty

- On Input
- On Output

Array:

Special Instructions: NOTE: See COMBCODE for how to set this field.

Valid Values: 110, 120, 200, 330, 410, 420, 510, 520, 530,
610, 620, 635, 655, 700, 710, 900

Instrument SAS Name: MEDRCY5

Destination Data Set: EMDC

Field

MEDRCY6
BTABLEB.BROW.MEDRCY6

Description:

Form Pane Label:

SAS Name: MEDRCY6

Tag Name:

Inherited Universe:

Universe:

Universe Description:

Question Text: ** OUT VARIABLE **

Type: String

Length: 3

- Don't Know
- Refuse
- Empty

- On Input
- On Output

Array:

Special Instructions: NOTE: See COMBCODE for how to set this field.

Valid Values: 110, 120, 200, 330, 410, 420, 510, 520, 530,
610, 620, 635, 655, 700, 710, 900

Instrument SAS Name: MEDRCY6

Destination Data Set: EMDC

MEDRCY7

Field

BTABLEB.BROW.MEDRCY7

Description:

Form Pane Label:

SAS Name: MEDRCY7

Tag Name:

Inherited Universe:

Universe:

Universe Description:

Question Text: ** OUT VARIABLE **

Type: String

Length: 3

- Don't Know
- Refuse
- Empty

- On Input
- On Output

Array:

Special Instructions: NOTE: See COMBCODE for how to set this field.

Valid Values: 110, 120, 200, 330, 410, 420, 510, 520, 530,
610, 620, 635, 655, 700, 710, 900

Instrument SAS Name: MEDRCY7

Destination Data Set: EMDC

Field

MEDRCY8
BTABLEB.BROW.MEDRCY8

Description:

Form Pane Label:

SAS Name: MEDRCY8

Tag Name:

Inherited Universe:

Universe:

Universe Description:

Question Text: ** OUT VARIABLE **

Type: String

Length: 3

- Don't Know
- Refuse
- Empty

- On Input
- On Output

Array:

Special Instructions: NOTE: See COMBCODE for how to set this field.

Valid Values: 110, 120, 200, 330, 410, 420, 510, 520, 530,
610, 620, 635, 655, 700, 710, 900

Instrument SAS Name: MEDRCY8

Destination Data Set: EMDC

MEDRCY9

Field

BTABLEB.BROW.MEDRCY9

Description:

Form Pane Label:

SAS Name: MEDRCY9

Tag Name:

Inherited Universe:

Universe:

Universe Description:

Question Text: ** OUT VARIABLE **

Type: String

Length: 3

- Don't Know
- Refuse
- Empty

- On Input
- On Output

Array:

Special Instructions: NOTE: See COMBCODE for how to set this field.

Valid Values: 110, 120, 200, 330, 410, 420, 510, 520, 530,
610, 620, 635, 655, 700, 710, 900

Instrument SAS Name: MEDRCY9

Destination Data Set: EMDC

Field

MEDRCY10
BTABLEB.BROW.MEDRCY10

Description:

Form Pane Label:

SAS Name:

Tag Name:

Inherited Universe:

Universe:

Universe Description:

Question Text: ** OUT VARIABLE **

Type: String

Length: 3

- Don't Know
- Refuse
- Empty

- On Input
- On Output

Array:

Special Instructions: NOTE: See COMBCODE for how to set this field.

Valid Values: 110, 120, 200, 330, 410, 420, 510, 520, 530,
610, 620, 635, 655, 700, 710, 900

Instrument SAS Name: MEDRCY10

Destination Data Set: EMDC

MEDRCY11

Field

BTABLEB.BROW.MEDRCY11

Description:

Form Pane Label:

SAS Name:

Tag Name:

Inherited Universe:

Universe:

Universe Description:

Question Text: ** OUT VARIABLE **

Type: String

Length: 3

- Don't Know
- Refuse
- Empty

- On Input
- On Output

Array:

Special Instructions: NOTE: See COMBCODE for how to set this field.

Valid Values: 110, 120, 200, 330, 410, 420, 510, 520, 530,
610, 620, 635, 655, 700, 710, 900

Instrument SAS Name: MEDRCY11

Destination Data Set: EMDC

Field

MEDRCY12
BTABLEB.BROW.MEDRCY12

Description:

Form Pane Label:

SAS Name:

Tag Name:

Inherited Universe:

Universe:

Universe Description:

Question Text: ** OUT VARIABLE **

Type: String

Length: 3

- Don't Know
- Refuse
- Empty

- On Input
- On Output

Array:

Special Instructions: NOTE: See COMBCODE for how to set this field.

Valid Values: 110, 120, 200, 330, 410, 420, 510, 520, 530,
610, 620, 635, 655, 700, 710, 900

Instrument SAS Name: MEDRCY12

Destination Data Set: EMDC

MEDRCY13

Field

BTABLEB.BROW.MEDRCY13

Description:

Form Pane Label:

SAS Name:

Tag Name:

Inherited Universe:

Universe:

Universe Description:

Question Text:

Type: String

Length: 3

- Don't Know
- Refuse
- Empty

- On Input
- On Output

Array:

Special Instructions: NOTE: See COMBCODE for how to set this field.

Valid Values: 110, 120, 200, 330, 410, 420, 510, 520, 530,
610, 620, 635, 655, 700, 710, 900

Instrument SAS Name: MEDRCY13

Destination Data Set: EMDC

Field

MEDRCY14
BTABLEB.BROW.MEDRCY14

Description:

Form Pane Label:

SAS Name:

Tag Name:

Inherited Universe:

Universe:

Universe Description:

Question Text:

Type: String

Length: 3

- Don't Know
- Refuse
- Empty

- On Input
- On Output

Array:

Special Instructions: NOTE: See COMBCODE for how to set this field.

Valid Values: 110, 120, 200, 330, 410, 420, 510, 520, 530,
610, 620, 635, 655, 700, 710, 900

Instrument SAS Name: MEDRCY14

Destination Data Set: EMDC

MEDRCY15

Field

BTABLEB.BROW.MEDRCY15

Description:

Form Pane Label:

SAS Name:

Tag Name:

Inherited Universe:

Universe:

Universe Description:

Question Text:

Type: String

Length: 3

- Don't Know
- Refuse
- Empty

- On Input
- On Output

Array:

Special Instructions: NOTE: See COMBCODE for how to set this field.

Valid Values: 110, 120, 200, 330, 410, 420, 510, 520, 530,
610, 620, 635, 655, 700, 710, 900

Instrument SAS Name: MEDRCY15

Destination Data Set: EMDC

Field

MEDRCY16
BTABLEB.BROW.MEDRCY16

Description:

Form Pane Label:

SAS Name:

Tag Name:

Inherited Universe:

Universe:

Universe Description:

Question Text:

Type: String

Length: 3

- Don't Know
- Refuse
- Empty

- On Input
- On Output

Array:

Special Instructions: NOTE: See COMBCODE for how to set this field.

Valid Values: 110, 120, 200, 330, 410, 420, 510, 520, 530,
610, 620, 635, 655, 700, 710, 900

Instrument SAS Name: MEDRCY16

Destination Data Set: EMDC

MEDRMBX_

Field

BTABLEB.BROW.MEDRMBX_

Description: Range edit flag for MEDRMBX

Form Pane Label:

SAS Name: MEDRMBX_

Tag Name:

Inherited Universe:

Universe:

Universe Description:

Question Text:

Type: String

Length: 2

- Don't Know
- Refuse
- Empty

- On Input
- On Output

Array:

Special Instructions: NOTE: See ERR1_AMOUNT for how to set this field.

Valid Values: A1 = Range edit failed
(ERR1 check was suppressed)

Blank = Range edit passed

Instrument SAS Name: MEDRMBX_

Destination Data Set: EMDC

Field

MDC_STAT
BTABLEB.BROW.MDC_STAT

Description: Record status

Form Pane Label:

SAS Name: REC_STAT

Tag Name:

Inherited Universe:

Universe:

Universe Description:

Question Text:

Type: String

Length: 1

- Don't Know
- Refuse
- Empty

- On Input
- On Output

Array:

Special Instructions: NOTE: See MORE for how to set this field

Valid Values: 1 = Active Record
2 = Current month Record
3 = Inactive Record

Instrument SAS Name: MDC_STAT

Destination Data Set: EMDC

MDC_ORIG

Field

BTABLEB.BROW.MDC_ORIG

Description: Record origin

Form Pane Label:

SAS Name: REC_ORIG

Tag Name:

Inherited Universe:

Universe:

Universe Description:

Question Text:

Type: String

Length: 1

- Don't Know
- Refuse
- Empty

- On Input
- On Output

Array:

Special Instructions: NOTE: See MORE for how to set this field

Valid Values: 1 = Data from current month interview
2 = Data reported in previous quarter
3 = Duplicate record

Instrument SAS Name: MDC_ORIG

Destination Data Set: EMDC

Field

LP13A_Flag
LP13A_Flag

Description:

Form Pane Label:

SAS Name:

Tag Name:

Inherited Universe:

Universe: S13A_END = 'Yes'

Universe Description: Section 13A is complete

Question Text:

Type: Enumerated

Length: 1

Answer List: TYesNo

Value:	Mnemonic:	Description:
1	Yes	Yes
2	No	No

- Don't Know
- Refuse
- Empty

- On Input
- On Output

Store Instructions: FOR I:= 1-15
LP13A_Flag[I] = 2
ENDDO

```
FOR I:= 1 TO 40 DO
  IF BSect13.BtableA.Brow[I].Item = 1 THEN
    LP13A_Flag[1] := 1
  ELSEIF BSect13.BtableA.BROW[I].Item = 2 THEN
    LP13A_Flag[2] := 1
  ELSEIF BSect13.BtableA.BROW[I].Item = 3 THEN
    LP13A_Flag[3] := 1
  ELSEIF BSect13.BtableA.BROW[I].Item = 5 THEN
    LP13A_Flag[5] := 1
```

```
ELSEIF BSect13.BtableA.BROW[I].Item = 6 THEN
  LP13A_Flag[6] := 1
ELSEIF BSect13.BtableA.BROW[I].Item = 10 THEN
  LP13A_Flag[10] := 1
ELSEIF BSect13.BtableA.BROW[I].Item = 12 THEN
  LP13A_Flag[12] := 1
ELSEIF BSect13.BtableA.BROW[I].Item = 13 THEN
  LP13A_Flag[13] := 1
ELSEIF BSect13.BtableA.BROW[I].Item = 14 AND
  BSect13.BtableA.BROW[I].MEDPRNT = 1 THEN
  LP13A_Flag[14] := 1
ELSEIF BSect13.BtableA.BROW[I].Item = 15 AND
  BSect13.BtableA.BROW[I].MEDPRNT = 1 THEN
  LP13A_Flag[15] := 1
END
END DO
```

Array:

Number of Elements: 15

Instrument SAS Name: LP13A_Flag

Destination Data Set: EMDB

Field

S13_Sectcomp
S13_Sectcomp

Description: End of Section 13

Form Pane Label:

SAS Name:

Tag Name:

Inherited Universe:

Universe:

Universe Description: ALL

Question Text:

Type: Classification

Length: 0

- Don't Know
- Refuse
- Empty

- On Input
- On Output

Store Instructions: Set section complete flag - SECTCOMP(13):

```
IF S13A_END = 'Yes' AND S13B_END = 'Yes' then
  set SECTCOMP[13] = 'Yes'
ELSE set SECTCOMP[13] = 'No'
```

Array:

Skip Instructions: Exit block and goto Section 14 - BSECT14

BSECT14

BSECT14

Block

Description: Insurance Other Than Health

Tab Name: S14

Fly Over Name: S14 - Non-Health Insurance

Universe Type: If

Inherited Universe:

Universe: SECTCOMP[3] = Yes AND (BFront.START <> 3-5) AND BCeintro.CE_INTRO = 1

Universe Description: All interviews where section 3 has been completed

Array:

Block Instructions:

Field

S14A1_INTRO
S14A1_INTRO

Description: Introduction

Form Pane Label:

SAS Name:

Tag Name: S14A1_INTRO

Inherited Universe:

Universe:

Universe Description:

Question Text: Now I am going to ask about your non-health insurance policies.
^S14aIntro

[Policy|Insurance](#) | [Insurance|Paid|Payroll](#) | [Payment|Paid](#)
[|Time](#)
[Number|Description|Type|Company](#) | [By](#) | [Deduction|Period](#)
[|Total|Period](#) | [Payment](#)

Fills: S14aIntro

Instructions: If INTNMBR =1 then fill "Include policies paid by your household for someone outside your household."

Type: Enumerated

Length: 1

Answer List: TContinue

Value:	Mnemonic:	Description:
1	Continue	Enter 1 to Continue

- Don't Know
- Refuse
- Empty

- On Input
- On Output

Array:

Skip Instructions: IF there are any active Policies listed on the inventory

chart (8500.PLCYSTAB <> 1) then goto BSect14A Block

ELSE goto S14A_END

Instrument SAS Name: S14A1_INTRO

Destination Data Set: EINB

Block

BSECT14AROW
BSECT14AROW

Description: Section 14, Part A - Insurance Inventory Questions

Tab Name:

Fly Over Name:

Universe Type: While

Inherited Universe:

Universe: 8500.PLCYSTAB <> 1

Universe Description: Ask the questions in this block for all policies on the prechart where 850023.plcystab does not equal 1

Array:

Block Instructions: Section Header: Section 14, Part A - Insurance Inventory Questions

POLICYIB

Field

BSECT14AROW.POLICYIB

Description: Policy number

Form Pane Label: Policy #

SAS Name:

Tag Name:

Inherited Universe:

Universe:

Universe Description:

Question Text: ** SHOW VARIABLE **

Type: Integer

Length: 2

Min: 1

Max: 99

- Don't Know
- Refuse
- Empty

- On Input
- On Output

Array:

Special Instructions: NOTE: Policy Line number for 8500 policies

Valid Values: 1-99

Instrument SAS Name: POLICYIB

Field

INSDISC
BSECT14AROW.INSDISC

Description: Type of insurance

Form Pane Label: Insurance desc

SAS Name:

Tag Name:

Inherited Universe:

Universe:

Universe Description:

Question Text: ** SHOW Variable **

Type: String

Length: 30

- Don't Know
- Refuse
- Empty

- On Input
- On Output

Array:

Special Instructions: NOTE: Policy description for 8500 policies

Instrument SAS Name: INSDISC

INSCOMP

Field

BSECT14AROW.INSCOMP

Description: Name of the insurance company

Form Pane Label: Insurance comp

SAS Name: INSCOMP

Tag Name:

Inherited Universe:

Universe:

Universe Description:

Question Text: ** SHOW Variable **

Type: String

Length: 30

- Don't Know
- Refuse
- Empty

- On Input
- On Output

Array:

Special Instructions: NOTE: Insurance Company for 8500 policies

Instrument SAS Name: INSCOMP

Field

TYPE_F
BSECT14AROW.TYPE_F

Description: Type of policy - SHOW ONLY

Form Pane Label: Type

SAS Name:

Tag Name:

Inherited Universe:

Universe:

Universe Description:

Question Text: ** SHOW ONLY Field **

Type: String

Length: 21

Don't Know

Refuse

Empty

On Input

On Output

Store Instructions: Prefill with Type of insurance:

IF POLICYYP = 100 then prefill 'Life/disability'

IF POLICYYP = 200 then prefill 'Auto/vehicle'

IF POLICYYP = 300 then prefill 'Homeowners' '

IF POLICYYP = 400 then prefill 'Renters' '

IF POLICYYP = 500 then prefill 'Other'

Array:

PLCYSTIL

Field

BSECT14AROW.PLCYSTIL

Description: Do you still have this policy

Form Pane Label: Still have?

SAS Name: PLCYSTIL

Tag Name: PLCYSTIL

Inherited Universe:

Universe:

Universe Description: This is an active (not-deleted) policy

Question Text: Do ^YOU_ANYMEM still have or make payments for the ^PLCYSTIL_Fill insurance policy from ^8500INSCOMP?

[Policy|Insurance](#) | [Insurance|Paid|Payroll](#) | [Payment|Paid|Time](#)
[Number|Description|Type|Company](#) | [By](#) | [Deduction|Period](#)
[|Total|Period](#) | [Payment](#)

Fills: YOU_ANYMEM

Instructions: IF NUMHOUSE = 1 then fill "you"
ELSE fill "you or any members of your household"

Fills: PLCYSTIL_Fill

Instructions: IF POLICYYB = 100, fill "life or disability"
IF POLICYYB = 200, fill "auto"
IF POLICYYB = 300, fill "homeowners"
IF POLICYYB = 400, fill "renters"
IF POLICYYB = 500, fill "other type of non-health"

Fills: 8500INSCOMP

Instructions: Fill entry in 8500.INSCOMP

Type: Enumerated

Length: 1

Answer List: TYesNo

Value:	Mnemonic:	Description:
1	Yes	Yes

2	No	No
---	----	----

- Don't Know
- Refuse
- Empty

- On Input
- On Output

Array:

Skip Instructions: IF 8500.PREMYOU = 2 then goto S14A_END
ELSE goto INSEX3A

Instrument SAS Name: PLCYSTIL

Destination Data Set: EINB

INSEX3A

Field

BSECT14AROW.INSEX3A

Description: Have you had any expenses for this policy

Form Pane Label: Any expenses

SAS Name: INSEX3A

Tag Name: INSEX3A

Inherited Universe:

Universe: (PLCYSTIL = 1, 2, DK or RF) AND (850023.PREMYOU = 1, DK or RF)

Universe Description:

Question Text: Since the first of ^REF_MONTH not including this month, have you had any expenses for this policy?

[Policy|Insurance](#) | [Insurance|Paid|Payroll](#) | [Payment|Paid|Time](#)
[Number|Description|Type|Company](#) | [By](#) | [Deduction|Period](#)
[|Total|Period|Payment](#)

Fills: REF_MONTH

Instructions: Set REF_MONTH = 3 months before the interview.

Calculated by taking the INTPER from record type 10 to come up with the base month to start from.

Type: Enumerated

Length: 1

Answer List: TYesNo

Value:	Mnemonic:	Description:
1	Yes	Yes
2	No	No

- Don't Know
- Refuse
- Empty

- On Input
- On Output

Array:

Skip Instructions: 1: IF I_INSRPMPD = 1-9 then goto INSLSTTM
ELSE goto INSRPMPA

2,DK,RF: Goto S14A_END

Instrument SAS Name: INSEX3A

Destination Data Set: EINB

INSLSTTM

Field

BSECT14AROW.INSLSTTM

Description: Verify previous payment periodicity

Form Pane Label: Verify Prev Periodicity

SAS Name: INSLSTTM

Tag Name: INSLSTTM

Inherited Universe:

Universe: INSEX3A = 1 AND I_INSRPMPD = 1-9

Universe Description:

Question Text: Last time, I recorded that payments are made ^INS_PERIODICITY.
Is that still correct?

[Policy|Insurance](#) | [Insurance|Paid|Payroll](#) | [Payment|Paid](#)
[|Time](#)
[Number|Description|Type|Company](#) | [By](#) | [Deduction|Period](#)
[|Total|Period|Payment](#)

Fills: INS_PERIODICITY

Instructions: IFI_INSRPMPD = 1 then fill "once a week"
ELSEIF I_INSRPMPD = 2 then fill "once every 2 weeks"
ELSEIF I_INSRPMPD = 3 then fill "twice a month"
ELSEIF I_INSRPMPD = 4 then fill "once a month"
ELSEIF I_INSRPMPD = 5 then fill "every 2 months"
ELSEIF I_INSRPMPD = 6 then fill "every 3 months"
ELSEIF I_INSRPMPD = 7 then fill "every 4 months"
ELSEIF I_INSRPMPD = 8 then fill "every 6 months"
ELSEIF I_INSRPMPD = 9 then fill "once a year"

Type: Enumerated

Length: 1

Answer List: TYesNo

Value:	Mnemonic:	Description:
1	Yes	Yes
2	No	No

Don't Know

Refuse
 Empty

On Input
 On Output

Array:

Skip Instructions: 1: Goto INSREGXA

2,DK,RF: Goto INSRPMPA

Instrument SAS Name: INSLSTTM

Destination Data Set: EINB

INSRPMPA

Field

BSECT14AROW.INSRPMPA

Description: How often payments made

Form Pane Label: Periodicity

SAS Name: INSRPMPA

Tag Name: INSRPMPA

Inherited Universe:

Universe: (INSLSTTM = 2, DK or RF) OR
(INSEX3A = 1 and I_INSRPMPD = EMPTY, 10, DK or RF)

Universe Description:

Question Text: How often are payments made^INSanypd_fill

[Policy](#) | [Insurance](#) | [Insurance](#) | [Paid](#) | [Payroll](#) | [Payment](#) | [Paid](#) | [Time](#)
[Number](#) | [Description](#) | [Type](#) | [Company](#) | [By](#) | [Deduction](#) | [Period](#) | [Total](#) | [Period](#)
[Payment](#)

Fills: INSanypd_fill

Instructions: IF I_PAYDEDPR = 1 then fill " including payroll deductions?"
Else fill "?"

Type: Enumerated

Length: 2

Answer List: TPERIOD

Value:	Mnemonic:	Description:
1	Wkly	Once a week
2	Biwkly	Once every 2 weeks
3	TwcMonth	Twice a month
4	Mnthly	Once a month
5	Months	Every 2 months
6	Qtrly	Quarterly (every 3 months)
7	4Months	Once every 4 months
8	6Months	Twice a year (every 6 months)
9	Yrly	Once a year
10	Other	Other

Don't Know
 Refuse
 Empty

On Input
 On Output

Array:

Skip Instructions: 1-9: Goto INSREGXA

10,DK,RF: Goto INSEX3AX

Instrument SAS Name: INSRPMPA

Destination Data Set: EINB

INSREGXA

Field

BSECT14AROW.INSREGXA

Description: Amount currently paid?

Form Pane Label: Amount Paid

SAS Name: INSREGXA

Tag Name: INSREGXA

Inherited Universe:

Universe: (INSRPMPA = 1-9) OR (INSLSTTM = 1)

Universe Description:

Question Text: What is the amount currently paid^INS_Periodicity2

[Policy|Insurance](#) | [Insurance|Paid|Payroll](#) | [Payment|Paid](#)
[|Time](#)
[Number|Description|Type|Company](#) | [By](#) | [Deduction|Period](#)
[|Total|Period|Payment](#)

Fills: INS_Periodicity2

Instructions: IF (INSLSTTM = 1 and I_INSRPMPD = 1) or (INSRPMPA = 1) then fill "-once a week?"

ELSEIF (INSLSTTM = 1 and I_INSRPMPD = 2) or (INSRPMPA = 2) then fill "-once every 2 weeks?"

ELSEIF (INSLSTTM = 1 and I_INSRPMPD = 3) or (INSRPMPA = 3) then fill "-twice a month?"

ELSEIF (INSLSTTM = 1 and I_INSRPMPD = 4) or (INSRPMPA = 4) then fill "-once a month?"

ELSEIF (INSLSTTM = 1 and I_INSRPMPD = 5) or (INSRPMPA = 5) then fill "-every 2 months?"

ELSEIF (INSLSTTM = 1 and I_INSRPMPD = 6) or (INSRPMPA = 6) then fill "-every 3 months?"

ELSEIF (INSLSTTM = 1 and I_INSRPMPD = 7) or (INSRPMPA = 7) then fill "-every 4 months?"

ELSEIF (INSLSTTM = 1 and I_INSRPMPD = 8) or (INSRPMPA = 8) then fill "-every 6 months?"

ELSEIF (INSLSTTM = 1 and I_INSRPMPD = 9) or (INSRPMPA = 9) then fill "-once a year?"

ELSE fill "?"

Type: Integer

Length: 6

Min: 1
Max: 99999

- Don't Know
- Refuse
- Empty

- On Input
- On Output

Store Instructions: IF (INSREGXA = DK or RF) OR ERR1_INSREGXA = Passed then
Set INSR_GXA = EMPTY

Array:

Special Instructions: Display a \$ and comma in the entry field

Skip Instructions: IF INSREGXA = 1 or 2 then goto ERR1_INSREGXA

ELSEIF POLICYB = 100 and
[(((INSLSTTM = 1 and I_INSRPMPD = 1) or INSRPMPA = 1) and INSREGXA gt
120) or
(((INSLSTTM = 1 and I_INSRPMPD = 2) or INSRPMPA = 2) and INSREGXA gt 61)
or
(((INSLSTTM = 1 and I_INSRPMPD = 3) or INSRPMPA = 3) and INSREGXA gt 300)
or
(((INSLSTTM = 1 and I_INSRPMPD = 4) or INSRPMPA = 4) and INSREGXA gt
1120) or
(((INSLSTTM = 1 and I_INSRPMPD = 5) or INSRPMPA = 5) and INSREGXA gt
1120) or
(((INSLSTTM = 1 and I_INSRPMPD = 6) or INSRPMPA = 6) and INSREGXA gt
3999) or
(((INSLSTTM = 1 and I_INSRPMPD = 7) or INSRPMPA = 7) and INSREGXA gt
3999) or
(((INSLSTTM = 1 and I_INSRPMPD = 8) or INSRPMPA = 8) and INSREGXA gt
3999) or
(((INSLSTTM = 1 and I_INSRPMPD = 9) or INSRPMPA = 9) and INSREGXA gt
6628)] then goto ERR1_INSREGXA

ELSEIF POLICYB = 200 and
[(((INSLSTTM = 1 and I_INSRPMPD = 1) or INSRPMPA = 1) and INSREGXA gt
299) or
(((INSLSTTM = 1 and I_INSRPMPD = 2) or INSRPMPA = 2) and INSREGXA gt 299)
or
(((INSLSTTM = 1 and I_INSRPMPD = 3) or INSRPMPA = 3) and INSREGXA gt 299)
or
(((INSLSTTM = 1 and I_INSRPMPD = 4) or INSRPMPA = 4) and INSREGXA gt 700)

or
(((INSLSTTM = 1 and I_INSRPMPD = 5) or INSRPMPA = 5) and INSREGXA gt 700)
or
(((INSLSTTM = 1 and I_INSRPMPD = 6) or INSRPMPA = 6) and INSREGXA gt
1500) or
(((INSLSTTM = 1 and I_INSRPMPD = 7) or INSRPMPA = 7) and INSREGXA gt
1500) or
(((INSLSTTM = 1 and I_INSRPMPD = 8) or INSRPMPA = 8) and INSREGXA gt
3409) or
(((INSLSTTM = 1 and I_INSRPMPD = 9) or INSRPMPA = 9) and INSREGXA gt
4200)] then goto ERR1_INSREGXA

ELSEIF POLICYBYB = 300 and
[(((INSLSTTM = 1 and I_INSRPMPD = 1) or INSRPMPA = 1) and INSREGXA gt 99)
or
(((INSLSTTM = 1 and I_INSRPMPD = 2) or INSRPMPA = 2) and INSREGXA gt 99)
or
(((INSLSTTM = 1 and I_INSRPMPD = 3) or INSRPMPA = 3) and INSREGXA gt 99)
or
(((INSLSTTM = 1 and I_INSRPMPD = 4) or INSRPMPA = 4) and INSREGXA gt 798)
or
(((INSLSTTM = 1 and I_INSRPMPD = 5) or INSRPMPA = 5) and INSREGXA gt 798)
or
(((INSLSTTM = 1 and I_INSRPMPD = 6) or INSRPMPA = 6) and INSREGXA gt
1576) or
(((INSLSTTM = 1 and I_INSRPMPD = 7) or INSRPMPA = 7) and INSREGXA gt
1576) or
(((INSLSTTM = 1 and I_INSRPMPD = 8) or INSRPMPA = 8) and INSREGXA gt
3180) or
(((INSLSTTM = 1 and I_INSRPMPD = 9) or INSRPMPA = 9) and INSREGXA gt
6170)] then goto ERR1_INSREGXA

ELSEIF POLICYBYB = 400 and
[(((INSLSTTM = 1 and I_INSRPMPD = 1) or INSRPMPA = 1) and INSREGXA gt 11)
or
(((INSLSTTM = 1 and I_INSRPMPD = 2) or INSRPMPA = 2) and INSREGXA gt 29)
or
(((INSLSTTM = 1 and I_INSRPMPD = 3) or INSRPMPA = 3) and INSREGXA gt 29)
or
(((INSLSTTM = 1 and I_INSRPMPD = 4) or INSRPMPA = 4) and INSREGXA gt 461)
or
(((INSLSTTM = 1 and I_INSRPMPD = 5) or INSRPMPA = 5) and INSREGXA gt 461)
or
(((INSLSTTM = 1 and I_INSRPMPD = 6) or INSRPMPA = 6) and INSREGXA gt 461)
or
(((INSLSTTM = 1 and I_INSRPMPD = 7) or INSRPMPA = 7) and INSREGXA gt 461)
or

```
((((INSLSTTM = 1 and I_INSRPMPD = 8) or INSRPMPA = 8) and INSREGXA gt 461)  
or  
(((INSLSTTM = 1 and I_INSRPMPD = 9) or INSRPMPA = 9) and INSREGXA gt 798)  
] then goto ERR1_INSREGXA
```

```
ELSEIF POLICYB = 500 and  
[ (((INSLSTTM = 1 and I_INSRPMPD = 1) or INSRPMPA = 1) and INSREGXA gt 50)  
or  
(((INSLSTTM = 1 and I_INSRPMPD = 2) or INSRPMPA = 2) and INSREGXA gt 60)  
or  
(((INSLSTTM = 1 and I_INSRPMPD = 3) or INSRPMPA = 3) and INSREGXA gt 85)  
or  
(((INSLSTTM = 1 and I_INSRPMPD = 4) or INSRPMPA = 4) and INSREGXA gt 250)  
or  
(((INSLSTTM = 1 and I_INSRPMPD = 5) or INSRPMPA = 5) and INSREGXA gt 280)  
or  
(((INSLSTTM = 1 and I_INSRPMPD = 6) or INSRPMPA = 6) and INSREGXA gt 497)  
or  
(((INSLSTTM = 1 and I_INSRPMPD = 7) or INSRPMPA = 7) and INSREGXA gt 497)  
or  
(((INSLSTTM = 1 and I_INSRPMPD = 8) or INSRPMPA = 8) and INSREGXA gt 986)  
or  
(((INSLSTTM = 1 and I_INSRPMPD = 9) or INSRPMPA = 9) and INSREGXA gt  
3837) ] then goto ERR1_INSREGXA
```

```
ELSE goto S14A_END
```

Instrument SAS Name: INSREGXA

Destination Data Set: EINB

ERR1_INSREGXA

Check

BSECT14AROW.ERR1_INSREGXA

Description: Out of Range Check

Inherited Universe:

Universe: INSREGXA = 1 OR INSREGXA = 2 OR
[INSREGXA <> DK AND INSREGXA <> RF AND
[(POLICYYYB = 100 and
((((INSLSTTM = 1 and I_INSRPMPD = 1) or INSRPMPA = 1) and INSREGXA gt
120) or
(((INSLSTTM = 1 and I_INSRPMPD = 2) or INSRPMPA = 2) and INSREGXA gt 61)
or
(((INSLSTTM = 1 and I_INSRPMPD = 3) or INSRPMPA = 3) and INSREGXA gt 300)
or
(((INSLSTTM = 1 and I_INSRPMPD = 4) or INSRPMPA = 4) and INSREGXA gt
1120) or
(((INSLSTTM = 1 and I_INSRPMPD = 5) or INSRPMPA = 5) and INSREGXA gt
1120) or
(((INSLSTTM = 1 and I_INSRPMPD = 6) or INSRPMPA = 6) and INSREGXA gt
3999) or
(((INSLSTTM = 1 and I_INSRPMPD = 7) or INSRPMPA = 7) and INSREGXA gt
3999) or
(((INSLSTTM = 1 and I_INSRPMPD = 8) or INSRPMPA = 8) and INSREGXA gt
3999) or
(((INSLSTTM = 1 and I_INSRPMPD = 9) or INSRPMPA = 9) and INSREGXA gt
6628))) OR

(POLICYYYB = 200 and
((((INSLSTTM = 1 and I_INSRPMPD = 1) or INSRPMPA = 1) and INSREGXA gt
299) or
(((INSLSTTM = 1 and I_INSRPMPD = 2) or INSRPMPA = 2) and INSREGXA gt 299)
or
(((INSLSTTM = 1 and I_INSRPMPD = 3) or INSRPMPA = 3) and INSREGXA gt 299)
or
(((INSLSTTM = 1 and I_INSRPMPD = 4) or INSRPMPA = 4) and INSREGXA gt 700)
or
(((INSLSTTM = 1 and I_INSRPMPD = 5) or INSRPMPA = 5) and INSREGXA gt 700)
or
(((INSLSTTM = 1 and I_INSRPMPD = 6) or INSRPMPA = 6) and INSREGXA gt
1500) or
(((INSLSTTM = 1 and I_INSRPMPD = 7) or INSRPMPA = 7) and INSREGXA gt
1500) or
(((INSLSTTM = 1 and I_INSRPMPD = 8) or INSRPMPA = 8) and INSREGXA gt
3409) or
(((INSLSTTM = 1 and I_INSRPMPD = 9) or INSRPMPA = 9) and INSREGXA gt

4200))) OR

(POLICYYB = 300 and
((((INSLSTTM = 1 and I_INSRPMPD = 1) or INSRPMPA = 1) and INSREGXA gt 99)
or
(((INSLSTTM = 1 and I_INSRPMPD = 2) or INSRPMPA = 2) and INSREGXA gt 99)
or
(((INSLSTTM = 1 and I_INSRPMPD = 3) or INSRPMPA = 3) and INSREGXA gt 99)
or
(((INSLSTTM = 1 and I_INSRPMPD = 4) or INSRPMPA = 4) and INSREGXA gt 798)
or
(((INSLSTTM = 1 and I_INSRPMPD = 5) or INSRPMPA = 5) and INSREGXA gt 798)
or
(((INSLSTTM = 1 and I_INSRPMPD = 6) or INSRPMPA = 6) and INSREGXA gt
1576) or
(((INSLSTTM = 1 and I_INSRPMPD = 7) or INSRPMPA = 7) and INSREGXA gt
1576) or
(((INSLSTTM = 1 and I_INSRPMPD = 8) or INSRPMPA = 8) and INSREGXA gt
3180) or
(((INSLSTTM = 1 and I_INSRPMPD = 9) or INSRPMPA = 9) and INSREGXA gt
6170))) OR

(POLICYYB = 400 and
((((INSLSTTM = 1 and I_INSRPMPD = 1) or INSRPMPA = 1) and INSREGXA gt 11)
or
(((INSLSTTM = 1 and I_INSRPMPD = 2) or INSRPMPA = 2) and INSREGXA gt 29)
or
(((INSLSTTM = 1 and I_INSRPMPD = 3) or INSRPMPA = 3) and INSREGXA gt 29)
or
(((INSLSTTM = 1 and I_INSRPMPD = 4) or INSRPMPA = 4) and INSREGXA gt 461)
or
(((INSLSTTM = 1 and I_INSRPMPD = 5) or INSRPMPA = 5) and INSREGXA gt 461)
or
(((INSLSTTM = 1 and I_INSRPMPD = 6) or INSRPMPA = 6) and INSREGXA gt 461)
or
(((INSLSTTM = 1 and I_INSRPMPD = 7) or INSRPMPA = 7) and INSREGXA gt 461)
or
(((INSLSTTM = 1 and I_INSRPMPD = 8) or INSRPMPA = 8) and INSREGXA gt 461)
or
(((INSLSTTM = 1 and I_INSRPMPD = 9) or INSRPMPA = 9) and INSREGXA gt 798)
)) OR

(POLICYYB = 500 and
((((INSLSTTM = 1 and I_INSRPMPD = 1) or INSRPMPA = 1) and INSREGXA gt 50)
or
(((INSLSTTM = 1 and I_INSRPMPD = 2) or INSRPMPA = 2) and INSREGXA gt 60)
or

((((INSLSTTM = 1 and I_INSRPMPD = 3) or INSRPMPA = 3) and INSREGXA gt 85)
or
(((INSLSTTM = 1 and I_INSRPMPD = 4) or INSRPMPA = 4) and INSREGXA gt 250)
or
(((INSLSTTM = 1 and I_INSRPMPD = 5) or INSRPMPA = 5) and INSREGXA gt 280)
or
(((INSLSTTM = 1 and I_INSRPMPD = 6) or INSRPMPA = 6) and INSREGXA gt 497)
or
(((INSLSTTM = 1 and I_INSRPMPD = 7) or INSRPMPA = 7) and INSREGXA gt 497)
or
(((INSLSTTM = 1 and I_INSRPMPD = 8) or INSRPMPA = 8) and INSREGXA gt 986)
or
(((INSLSTTM = 1 and I_INSRPMPD = 9) or INSRPMPA = 9) and INSREGXA gt
3837)))]]

Universe Description: Amount is \$1 or \$2 OR out of range

Text: ♦ THE VALUE ENTERED IS UNUSUALLY HIGH OR LOW

PLEASE VERIFY AND IF CORRECT, ENTER ITEM LEVEL NOTE

Check Instructions: IF suppressed then set INSR_GXA = A1

Type: Soft

Skip Instructions: Suppress: Goto S14A_END

All others, go back to INSREGXA

Field

INSEX3AX
BSECT14AROW.INSEX3AX

Description: How much was paid?

Form Pane Label: Amount

SAS Name: INSEX3AX

Tag Name: INSEX3AX

Inherited Universe:

Universe: INSRPMPA = 10, DK or RF

Universe Description:

Question Text: Since the first of ^REF_MONTH not including this month, how much was paid?

[Policy|Insurance](#) | [Insurance|Paid|Payroll](#) | [Payment|Paid](#)
[|Time](#)
[Number|Description|Type](#) | [Company](#) | [By](#) | [Deduction|Period](#)
[|Total|Period|Payment](#)

Fills: REF_MONTH

Instructions: Set REF_MONTH = 3 months before the interview.

Calculated by taking the INTPER from record type 10 to come up with the base month to start from.

Type: Integer

Length: 6

Min: 1

Max: 99999

Don't Know

Refuse

Empty

On Input

On Output

Store Instructions: IF INSEX3AX within range, DK, or RF then
set INSE_3AX = EMPTY

Array:

Special Instructions: Display a \$ and comma in the entry field

Skip Instructions: 1,2: Goto ERR1_INSEX3AX

```
3-99999: IF (POLICYB = 100 and INSEX3AX gt 3999) OR  
          (POLICYB = 200 and INSEX3AX gt 1500) OR  
          (POLICYB = 300 and INSEX3AX gt 1576) OR  
          (POLICYB = 400 and INSEX3AX gt 461) OR  
          (POLICYB = 500 and INSEX3AX gt 497)  
          then goto ERR1_INSEX3AX  
          ELSE goto S14A_END
```

DK,RF: Goto S14A_END

Instrument SAS Name: INSEX3AX

Destination Data Set: EINB

Check

ERR1_INSEX3AX
BSECT14AROW.ERR1_INSEX3AX

Description: Out of Range Check

Inherited Universe:

Universe: INSEX3AX = 1 OR INSEX3AX = 2 OR
[INSEX3AX <> DK and INSEX3AX <> RF AND
[(POLICYB = 100 and INSEX3AX gt 3999) OR
(POLICYB = 200 and INSEX3AX gt 1500) OR
(POLICYB = 300 and INSEX3AX gt 1576) OR
(POLICYB = 400 and INSEX3AX gt 461) OR
(POLICYB = 500 and INSEX3AX gt 497)]]

Universe Description:

Text: * THE VALUE ENTERED IS UNUSUALLY HIGH OR LOW

PLEASE VERIFY AND IF CORRECT, ENTER ITEM LEVEL NOTE

Check Instructions: IF suppressed then set INSE_3AX = A1

Type: Soft

Skip Instructions: Suppress: Goto S14A_END

All others, go back to INSEX3X

S14A_END

Field

BSECT14AROW.S14A_END

Description: Section 14A End

Form Pane Label:

SAS Name:

Tag Name:

Inherited Universe:

Universe: PLCYSTIL = 1, 2, DK or RF

Universe Description:

Question Text: ** Not Displayed **

Type: Classification

Length: 0

- Don't Know
- Refuse
- Empty

- On Input
- On Output

Array:

Skip Instructions: IF no more active policies in the table then exit block and
goto BTableB - S14B

ELSE goto PLCYSTIL for then next active policy

Field

INSE_3AX
BSECT14AROW.INSE_3AX

Description: Range edit flag for INSEX3AX

Form Pane Label:

SAS Name: INSE_3AX

Tag Name:

Inherited Universe:

Universe:

Universe Description:

Question Text: ** OUT VARIABLE **

Type: String

Length: 2

- Don't Know
- Refuse
- Empty

- On Input
- On Output

Array:

Special Instructions: NOTE: See ERR1_INSEX3AX for how to set this field.

Valid Values: A1 = Range edit failed
(ERR1 check was suppressed)

Blank = Range edit passed

Instrument SAS Name: INSE_3AX

Destination Data Set: EINB

INSR_GXA

Field

BSECT14AROW.INSR_GXA

Description: Range edit flag for INSREGXA

Form Pane Label:

SAS Name: INSR_GXA

Tag Name:

Inherited Universe:

Universe:

Universe Description:

Question Text: ** OUT VARIABLE **

Type: String

Length: 2

- Don't Know
- Refuse
- Empty

- On Input
- On Output

Array:

Special Instructions: NOTE: See ERR1_INSREGXA for how to set this field.

Valid Values: A1 = Range edit failed
(ERR1 check was suppressed)

Blank = Range edit passed

Instrument SAS Name: INSR_GXA

Destination Data Set: EINB

Field

POLICYYB
BSECT14AROW.POLICYYB

Description: 3-digit insurance code

Form Pane Label:

SAS Name:

Tag Name:

Inherited Universe:

Universe:

Universe Description:

Question Text:

Type: Enumerated

Length: 3

Answer List: Tnonhitype

Value:	Mnemonic:	Description:
100	Tnonhitype_Life	Life/disability
200	Tnonhitype_Auto	Automobile/other veh.
300	Tnonhitype_Home	Homeowner's
400	Tnonhitype_Tnan	Tenant's
500	Tnonhitype_Othr	Other

- Don't Know
- Refuse
- Empty

- On Input
- On Output

Array:

Special Instructions: NOTE: 8500.POLICYYB is store in this field

Valid Values: 100, 110, 200, 300, 400, 500

Instrument SAS Name: POLICYYB

PLCYSTAB

Field

BSECT14AROW.PLCYSTAB

Description: Policy discontinued (=1)

Form Pane Label:

SAS Name:

Tag Name:

Inherited Universe:

Universe:

Universe Description:

Question Text:

Type: String

Length: 1

- Don't Know
- Refuse
- Empty

- On Input
- On Output

Array:

Special Instructions: NOTE: 8500.PLCYSTAB is store in this field

Valid Values: 1 = discontinued
EMPTY = not discontinued

Instrument SAS Name: PLCYSTAB

Field

MATCHID
BSECT14AROW.MATCHID

Description: Policy Match ID

Form Pane Label:

SAS Name:

Tag Name:

Inherited Universe:

Universe:

Universe Description:

Question Text:

Type: Integer

Length: 2

Min: 1

Max: 99

- Don't Know
- Refuse
- Empty

On Input

On Output

Store Instructions: Set = 8500.MATCHID

Array:

Special Instructions: Valid Values: 1-99

Instrument SAS Name: MATCHID

Destination Data Set: EINB

I_PAYDEDPR

Field

BSECT14AROW.I_PAYDEDPR

Description: Are any premiums paid through payroll deductions?

Form Pane Label:

SAS Name:

Tag Name:

Inherited Universe:

Universe:

Universe Description:

Question Text:

Type: Integer

Length: 1

Min: 1

Max: 2

Don't Know

Refuse

Empty

On Input

On Output

Array:

Special Instructions: Set from 8500.PAYDEDPR (See Setup Specifications)

Instrument SAS Name: I_PAYDEDPR

Destination Data Set: EINA

Field

I_INSRMPD
BSECT14AROW.I_INSRMPD

Description: How often payments made

Form Pane Label:

SAS Name:

Tag Name:

Inherited Universe:

Universe:

Universe Description:

Question Text:

Type: Integer

Length: 2

Min: 1

Max: 19

Don't Know

Refuse

Empty

On Input

On Output

Array:

Special Instructions: Set from 8500.INSRMPD (See Setup Specifications)

Instrument SAS Name: I_INSRMPD

Destination Data Set: EINA

BTABLEB

BTABLEB

Block

Description: Section 14, Part B - Insurance Questions

Tab Name:

Fly Over Name:

Universe Type: If

Inherited Universe:

Universe: S14A1_INTRO = 1

Universe Description: All

Array:

Block Instructions: 1. Max number of grid lines: 100

2. For LLMetadata search

Set SecNum := 14

Set SecLetter := 'B'

3. Section Label: Section 14, Part B - Insurance Questions

Block

BROW
BTABLEB.BROW

Description:

Tab Name:
Fly Over Name:
Universe Type: If

Inherited Universe:

Universe: (ITEM(previous row) <> 99) AND (ROW # < 101)

Universe Description:

Array:

Block Instructions:

ITEM

Field

BTABLEB.BROW.ITEM

Description: Pay for/Purchase any non-health insurance

Form Pane Label: Item

SAS Name:

Tag Name: INB_ITEM

Inherited Universe:

Universe:

Universe Description: ALL

Help Screen: H_S14

Question Text:  37 ? [F1]

^INB_ITEM_FILL

[* Read each item on list](#)

Fills: INB_ITEM_FILL

Instructions: IF INTNMBR = 1 or NEWCU = 1, fill "Do ^YOU_ANYMEM have any or pay for any -"

ELSE fill "Since the first of ^REF_MONTH have ^YOU_ANYMEM purchased or begun paying for any"

Fills: YOU_ANYMEM

Instructions: IF NUMHOUSE = 1 then fill "you"

ELSE fill "you or any members of your household"

Fills: REF_MONTH

Instructions: Set REF_MONTH = 3 months before the interview.

Calculated by taking the INTPER from record type 10 to come up with the base month to start from.

Type: Enumerated

Length: 3

Answer List: TSec14bltems

Value:	Mnemonic:	Description:
1	Life	Life insurance or other policies which provide benefits in case of death or

		disability?
2	Homeowners	Homeowners' insurance?
3	Tenants	Renters' insurance?
4	Automobile	Automobile or other vehicle insurance?
5	Other	Other types of non-health insurance?
99	NoMore99	None/No more entries
888	DeleteLine	Delete a line

- Don't Know
- Refuse
- Empty

- On Input
- On Output

- Store Instructions:**
1. Set up POLICYB as follows:
If ITEM = 1, store 100 in POLICYB
If ITEM = 2, store 300 in POLICYB
If ITEM = 3, store 400 in POLICYB
If ITEM = 4, store 200 in POLICYB
If ITEM = 5, store 500 in POLICYB
 2. Set up POLICYI: for each policy reported, assign a policy number starting with 1

Array:

- Special Instructions:**
1. Answer list options should be in bold black except 99 and 888, they should be in regular black.
(Once an answer list option is selected, the answer list description color should be changed to regular blue.)
 2. Pre-fill the PREFIL and INSDISC fields
(Gray the PREFIL field)
If ITEM = 1, prefill "Life"
If ITEM = 2, prefill "Homeowners"
If ITEM = 3, prefill "Renters"
If ITEM = 4, prefill "Automobile"
If ITEM = 5, prefill "Other non-health insurance"
 3. IF ITEM = 888 then "SHOW" the fields in the row

Skip Instructions: 1-5: IF ITEM ne Item2Shadow then goto CK_ITEM
ELSE goto INSCOMP

99: Goto S14B_END

888: IF no more rows in the table then goto S14B_END
ELSE goto ITEM - next row of the table

Instrument SAS Name: INB_ITEM

Destination Data Set: EINB

Check

CK_ITEM
BTABLEB.BROW.CK_ITEM

Description: After a row is completed, the user has backed up and changed the item number to another valid item number

Inherited Universe:

Universe: ITEM was changed to another valid item number

Universe Description: After a row is completed, the user has backed up and changed the item number to another valid item number

Text: ♦ [Press "S" to change this item code and enter new data](#)

[Press ENTER to re-enter the original item code: ^OldItem](#)

Check Instructions: IF SUPPRESSED then set all fields in this block to EMPTY

Type: Soft

Skip Instructions: Go back to ITEM

Fills: OldItem

Instructions: Fill the previous entry in ITEM for this row.

PreFill

Field

BTABLEB.BROW.Prefill

Description: Insurance Type - SHOW ONLY Field

Form Pane Label: Insurance

SAS Name:

Tag Name:

Inherited Universe:

Universe:

Universe Description:

Question Text: ** SHOW ONLY **

Type: String

Length: 30

- Don't Know
- Refuse
- Empty

- On Input
- On Output

Store Instructions: Set Up Prefill with ITEM's answer list description.

Array:

Field

INSCOMP
BTABLEB.BROW.INSCOMP

Description: What is the name of the insurance company

Form Pane Label: Ins comp

SAS Name: INSCOMP

Tag Name: INSCOMP

Inherited Universe:

Universe: ITEM <> 99 and <> 888 and <> EMPTY

Universe Description: All, ITEM = 1-5

Question Text: What is the name of the insurance company for your ^INSTYPE_FILL policy?

✦ Enter name of insurance company, not the insurance agent.

Fills: INSTYPE_FILL

Instructions: IF ITEM = 1 then fill "life or disability"

If ITEM = 2 then fill "homeowners"

If ITEM = 3 then fill "renters"

If ITEM = 4 then fill "vehicle"

If ITEM = 5 then fill "other type of non-health insurance"

Type: String

Length: 30

- Don't Know
 Refuse
 Empty

- On Input
 On Output

Array:

Skip Instructions: Goto INSDESC

Instrument SAS Name: INSCOMP

Destination Data Set: EINB

DESCRIPTION

Field

BTABLEB.BROW.DESCRPTION

Description: What type of insurance was your

Form Pane Label: Ins desc

SAS Name: INSDESC

Tag Name: INSDESC

Inherited Universe:

Universe: ITEM <> 99 and <> 888 and <> EMPTY

Universe Description: All, ITEM = 1-5

Question Text: Briefly describe the policy.

Type: String

Length: 30

- Don't Know
- Refuse
- Empty

- On Input
- On Output

Array:

Skip Instructions: IF ITEM = 2 then goto INSPROP
ELSE goto PREMYOU

Instrument SAS Name: INSDESC

Destination Data Set: EINB

Field

INSPROP
BTABLEB.BROW.INSPROP

Description: Cmb Prop

Form Pane Label: Prop

SAS Name:

Tag Name: INSPROP

Inherited Universe:

Universe: ITEM = 2

Universe Description: Type of Insurance = Homeowners

Question Text: Which property (ies) does this policy cover?

✦ Enter number of each property covered, separate with commas.

Type: Set

Max Number of Values: 6

Length: 3

Answer List: TPropty

Value:	Mnemonic:	Description:
1	Prop1	PROPDESC[1]
2	Prop2	PROPDESC[2]
3	Prop 3	PROPDESC[3]
4	Prop 4	PROPDESC[4]
5	Prop 5	PROPDESC[5]
6	Prop 6	PROPDESC[6]
7	Prop 7	PROPDESC[7]
8	Prop 8	PROPDESC[8]
9	Prop 9	PROPDESC[9]
10	Prop 10	PROPDESC[10]
11	Prop 11	PROPDESC[11]
12	Prop 12	PROPDESC[12]
13	Prop 13	PROPDESC[13]
14	Prop 14	PROPDESC[14]
15	Prop 15	PROPDESC[15]

16	Prop 16	PROPDESC[16]
17	Prop 17	PROPDESC[17]
18	Prop 18	PROPDESC[18]
19	Prop 19	PROPDESC[19]
20	Prop 20	PROPDESC[20]
99	rented	Property not owned or rented by the household

- Don't Know
- Refuse
- Empty

- On Input
- On Output

Store Instructions: Set INSPRPY1 through INSPRPY6
Store the first 6 properties in INSPRPY1 through INSPRPY6.
IF DK is entered, store 999 in INSPRPY1
IF RF is entered, store 998 in INSPRPY1

Array:

Special Instructions: Do not display residential business properties
(OWNYB, from section 3, = 600) in the answer list

Skip Instructions: 1-20: IF any entry is higher than the number of properties
or a blank answer list option then goto CK_INSPROP
ELSE goto PREMYOU

99,DK,RF: Goto PREMYOU

Instrument SAS Name: INSPROP

Destination Data Set: EINB

Check

CK_INSPROP
BTABLEB.BROW.CK_INSPROP

Description: Invalid Property number

Inherited Universe:

Universe: Entry in INSPROP is higher than the number of properties or a blank property number\

Universe Description:

Text: Value not allowed as possible answer

Check Instructions: NOTE: This is a Blaise manipula generated error

Type: Hard

Skip Instructions: Go back to INSPROP

PREMYOU

Field

BTABLEB.BROW.PREMYOU

Description: Do you pay any portion of premiums?

Form Pane Label: Prem Paid by you?

SAS Name: PREMYOU

Tag Name: PREMYOU

Inherited Universe:

Universe: ITEM <> 99 and <> 888 and <> EMPTY

Universe Description: All, ITEM = 1-5

Question Text: ^DoDoes_C ^YOU_YRCU pay ANY portion of the premiums for this policy?

Fills: DoDoes_C

Instructions: IF NUMHOUSE = 1 then fill "Do"
ELSE fill "Does"

Fills: YOU_YRCU

Instructions: IF NUMHOUSE = 1 then fill "you"
ELSE fill "your household"

Type: Enumerated

Length: 1

Answer List: TYesNo

Value:	Mnemonic:	Description:
1	Yes	Yes
2	No	No

- Don't Know
- Refuse
- Empty

- On Input
- On Output

Array:

Skip Instructions: 1, DK, RF: Goto PAYDEDPR

2: Goto PREMOUT

Instrument SAS Name: PREMYOU

Destination Data Set: EINB

PREMOUT

Field

BTABLEB.BROW.PREMOUT

Description: Who pays the policy premiums

Form Pane Label: Who Pays

SAS Name: PREMOUT

Tag Name: PREMOUT

Inherited Universe:

Universe: PREMYOU = 2

Universe Description: CU does not pay any portion of premium

Question Text: Who pays the policy premiums?

Type: Enumerated

Length: 1

Answer List: TPremout

Value:	Mnemonic:	Description:
1	Entirely	An employer or union?
2	OutsideHH	Another group or persons outside your household?

- Don't Know
- Refuse
- Empty

- On Input
- On Output

Array:

Special Instructions: Answer list options should be in bold black

Skip Instructions: Goto C

Instrument SAS Name: PREMOUT

Destination Data Set: EINB

Field

PAYDEDPR
BTABLEB.BROW.PAYDEDPR

Description: Are any premiums paid through payroll deductions?

Form Pane Label: Payroll

SAS Name: PAYDEDPR

Tag Name: PAYDEDPR

Inherited Universe:

Universe: PREMYOU = 1, DK or RF

Universe Description: CU pays at least part of the premium

Question Text: Are any premiums paid through payroll deductions?

Type: Enumerated

Length: 1

Answer List: TYesNo

Value:	Mnemonic:	Description:
1	Yes	Yes
2	No	No

- Don't Know
- Refuse
- Empty

- On Input
- On Output

Array:

Skip Instructions: Goto INSRPMPD

Instrument SAS Name: PAYDEDPR

Destination Data Set: EINB

INSRPMPD

Field

BTABLEB.BROW.INSRPMPD

Description: How often payments made

Form Pane Label: Periodicity

SAS Name: INSRPMPD

Tag Name: INSRPMPD

Inherited Universe:

Universe: PAYDEDPR = 1, 2, DK or RF

Universe Description:

Question Text: How often are payments made^Paydeduct

Fills: Paydeduct

Instructions: If PAYDEDPR = 1 then fill " including payroll deductions?"
 ELSE fill "?"

Type: Enumerated

Length: 2

Answer List: TPERIOD

Value:	Mnemonic:	Description:
1	Wkly	Once a week
2	Biwkly	Once every 2 weeks
3	TwcMonth	Twice a month
4	Mnthly	Once a month
5	Months	Every 2 months
6	Qtrly	Quarterly (every 3 months)
7	4Months	Once every 4 months
8	6Months	Twice a year (every 6 months)
9	Yrly	Once a year
10	Other	Other

- Don't Know
- Refuse
- Empty

On Input

On Output

Array:

Skip Instructions: 1-9: Goto INSRPMXB

10,DK,RF: Goto INSEXPBX

Instrument SAS Name: INSRPMPD

Destination Data Set: EINB

INSRPMXB

Field

BTABLEB.BROW.INSRPMXB

Description: Amount currently paid?

Form Pane Label: Amount Paid

SAS Name: INSRPMXB

Tag Name: INSRPMXB

Inherited Universe:

Universe: INSRPMPD = 1-9

Universe Description:

Question Text: What is the amount currently paid ^Insrmpd_fill^Paydeduct

Fills: Insrmpd_fill

Instructions: If INSRPMPD = 1 then fill "once a week"

Elseif INSRPMPD = 2 then fill "once every 2 weeks"

Elseif INSRPMPD = 3 then fill "twice a month"

Elseif INSRPMPD = 4 then fill "once a month"

Elseif INSRPMPD = 5 then fill "every 2 months"

Elseif INSRPMPD = 6 then fill "every 3 months"

Elseif INSRPMPD = 7 then fill "every 4 months"

Elseif INSRPMPD = 8 then fill "every 6 months"

Elseif INSRPMPD = 9 then fill "once a year"

Fills: Paydeduct

Instructions: If PAYDEDPR = 1 then fill " including payroll deductions?"

ELSE fill "?"

Type: Integer

Length: 6

Min: 1

Max: 99999

Don't Know

Refuse

Empty

On Input

On Output

Store Instructions: IF (INSRPMXB = DK or RF) OR ERR1_INSRPMXB = Passed then

Set INSR_MXB = EMPTY

Array:

Special Instructions: Display a \$ and comma in the entry field

Skip Instructions: IF INSRPMPD = 1 or 2 then goto ERR1_INSRPMPD

ELSEIF ITEM = 1 AND
((INSRPMPD = 1 and INSRPMPD gt 120) or
(INSRPMPD = 2 and INSRPMPD gt 61) or
(INSRPMPD = 3 and INSRPMPD gt 300) or
((INSRPMPD = 4 or 5) and INSRPMPD gt 1120) or
((INSRPMPD = 6-8) and INSRPMPD gt 3999) or
(INSRPMPD = 9 and INSRPMPD gt 6628)) THEN
goto ERR1_INSRPMPD

ELSEIF ITEM = 2 AND
(((INSRPMPD = 1-3) and INSRPMPD gt 299) or
((INSRPMPD = 4 or 5) and INSRPMPD gt 700) or
((INSRPMPD = 6 or 7) and INSRPMPD gt 1500) or
(INSRPMPD = 8 and INSRPMPD gt 3409) or
(INSRPMPD = 9 and INSRPMPD gt 4200)) THEN
goto ERR1_INSRPMPD

ELSEIF ITEM = 3 and
(((INSRPMPD = 1-3) and INSRPMPD gt 99) or
((INSRPMPD = 4 or 5) and INSRPMPD gt 798) or
((INSRPMPD = 6 or 7) and INSRPMPD gt 1576) or
(INSRPMPD = 8 and INSRPMPD gt 3180) or
(INSRPMPD = 9 and INSRPMPD gt 6170)) THEN
goto ERR1_INSRPMPD

ELSEIF ITEM = 4 AND
((INSRPMPD = 1 and INSRPMPD gt 11) or
((INSRPMPD = 2 or 3) and INSRPMPD gt 29) or
((INSRPMPD = 4-8) and INSRPMPD gt 461) or
(INSRPMPD = 9 and INSRPMPD gt 798)) THEN
goto ERR1_INSRPMPD

ELSEIF ITEM = 5 AND
((INSRPMPD = 1 and INSRPMPD gt 50) or
(INSRPMPD = 2 and INSRPMPD gt 60) or
(INSRPMPD = 3 and INSRPMPD gt 85) or
(INSRPMPD = 4 and INSRPMPD gt 250) or
(INSRPMPD = 5 and INSRPMPD gt 280) or

```
((INSRMPD = 6 or 7) and INSRPMXB gt 497) or  
(INSRMPD = 8 and INSRPMXB gt 986) or  
(INSRMPD = 9 and INSRPMXB gt 3837) ) THEN  
  goto ERR1_INSRPMXB
```

```
ELSE Goto C
```

Instrument SAS Name: INSRPMXB

Destination Data Set: EINB

Check

ERR1_INSRPMXB
BTABLEB.BROW.ERR1_INSRPMXB

Description: Out of Range Check

Inherited Universe:

Universe: INSRPMXB = 1 OR INSRPMXB = 2 OR
[INSRPMXB <> DK AND INSRPMXB <> RF AND
((ITEM = 1 and INSRPMPD = 1 and INSRPMXB gt 120) or
(ITEM = 1 and INSRPMPD = 2 and INSRPMXB gt 61) or
(ITEM = 1 and INSRPMPD = 3 and INSRPMXB gt 300) or
(ITEM = 1 and (INSRPMPD = 4 or 5) and INSRPMXB gt 1120) or
(ITEM = 1 and (INSRPMPD = 6-8) and INSRPMXB gt 3999) or
(ITEM = 1 and INSRPMPD = 9 and INSRPMXB gt 6628) or
(ITEM = 2 and (INSRPMPD = 1-3) and INSRPMXB gt 299) or
(ITEM = 2 and (INSRPMPD = 4 or 5) and INSRPMXB gt 700) or
(ITEM = 2 and (INSRPMPD = 6 or 7) and INSRPMXB gt 1500) or
(ITEM = 2 and INSRPMPD = 8 and INSRPMXB gt 3409) or
(ITEM = 2 and INSRPMPD = 9 and INSRPMXB gt 4200) or
(ITEM = 3 and (INSRPMPD = 1-3) and INSRPMXB gt 99) or
(ITEM = 3 and (INSRPMPD = 4 or 5) and INSRPMXB gt 798) or
(ITEM = 3 and (INSRPMPD = 6 or 7) and INSRPMXB gt 1576) or
(ITEM = 3 and INSRPMPD = 8 and INSRPMXB gt 3180) or
(ITEM = 3 and INSRPMPD = 9 and INSRPMXB gt 6170) or
(ITEM = 4 and INSRPMPD = 1 and INSRPMXB gt 11) or
(ITEM = 4 and (INSRPMPD = 2 or 3) and INSRPMXB gt 29) or
(ITEM = 4 and (INSRPMPD = 4-8) and INSRPMXB gt 461) or
(ITEM = 4 and INSRPMPD = 9 and INSRPMXB gt 798) or
(ITEM = 5 and INSRPMPD = 1 and INSRPMXB gt 50) or
(ITEM = 5 and INSRPMPD = 2 and INSRPMXB gt 60) or
(ITEM = 5 and INSRPMPD = 3 and INSRPMXB gt 85) or
(ITEM = 5 and INSRPMPD = 4 and INSRPMXB gt 250) or
(ITEM = 5 and INSRPMPD = 5 and INSRPMXB gt 280) or
(ITEM = 5 and (INSRPMPD = 6 or 7) and INSRPMXB gt 497) or
(ITEM = 5 and INSRPMPD = 8 and INSRPMXB gt 986) or
(ITEM = 5 and INSRPMPD = 9 and INSRPMXB gt 3837))]

Universe Description: Amount is \$1 or \$2 OR out of range

Text: * THE VALUE ENTERED IS UNUSUALLY HIGH OR LOW

PLEASE VERIFY AND IF CORRECT, ENTER ITEM LEVEL NOTE

Check Instructions: IF suppressed then set INSR_MXB = A1

Type: Soft

Skip Instructions: Suppress: Goto C

All others, go back to INSRPMXB

Field

INSEXPBX
BTABLEB.BROW.INSEXPBX

Description: What was your total expense for this insurance policy

Form Pane Label: Total \$

SAS Name: INSEXPBX

Tag Name: INSEXPBX

Inherited Universe:

Universe: INSRPMPD = 10, DK or RF

Universe Description:

Question Text: Since the first of ^REF_MONTH not including this month, what was ^YR_YRCUS total expense for this insurance policy?

✦ Enter the actual amount the household paid. Do not include any expenses paid for the household by others.

Fills: REF_MONTH

Instructions: Set REF_MONTH = 3 months before the interview.
Calculated by taking the INTPER from record type 10 to come up with the base month to start from.

Fills: YR_YRCUS

Instructions: IF NUMHOUSE = 1 then fill "your"
ELSE fill "your household's"

Type: Integer

Length: 6

Min: 0

Max: 99999

Don't Know
 Refuse
 Empty

On Input
 On Output

Store Instructions: IF (INSEXPBX = DK or RF) OR ERR1_INSEXPBX = Passed then
Set INSE_PBX = EMPTY

Array:

Special Instructions: Display a \$ and comma in the entry field.

Skip Instructions: IF INSEXPBX = 1 or 2 then goto ERR1_INSEXPBX
ELSEIF (ITEM = 1 and INSEXPBX gt 3999) OR
 (ITEM = 2 and INSEXPBX gt 1500) OR
 (ITEM = 3 and INSEXPBX gt 1576) OR
 (ITEM = 4 and INSEXPBX gt 461) OR
 (ITEM = 5 and INSEXPBX gt 497)
 then goto ERR1_INSEXPBX
ELSE goto C

Instrument SAS Name: INSEXPBX

Destination Data Set: EINB

Check

ERR1_INSEXPBX
BTABLEB.BROW.ERR1_INSEXPBX

Description: Out of Range Check

Inherited Universe:

Universe: [(INSEXPBX = 1 or 2) or (ITEM = 1 and INSEXPBX gt 3999) or
(ITEM = 2 and INSEXPBX gt 1500) or
(ITEM = 3 and INSEXPBX gt 1576) or
(ITEM = 4 and INSEXPBX gt 461) or
(ITEM = 5 and INSEXPBX gt 497)]
AND (INSPEXPBX <> DK and INSPEXPBX <> RF)

Universe Description: Amount is \$1 or \$2 OR
(Life is greater than \$3999) OR
(Homeowners' is greater than \$1,500) OR
(Renters' is greater than \$1,576) OR
(Auto is greater than \$461) OR
(Other is greater than \$497)

Text: ♦ THE VALUE ENTERED IS UNUSUALLY HIGH OR LOW

PLEASE VERIFY AND IF CORRECT, ENTER ITEM LEVEL NOTE

Check Instructions: IF suppressed then set INSE_PBX = A1

Type: Soft

Skip Instructions: Suppress: Goto C

All others, go back to INSEXPBX

C

Field

BTABLEB.BROW.C

Description: Is this a combined expense?

Form Pane Label: C

SAS Name:

Tag Name: S14_S

Inherited Universe:

Universe: ITEM <> 99 and <> 888 and <> EMPTY

Universe Description: All, ITEM = 1-5

Question Text: * Enter "C" for a combined expense

Type: String

Length: 1

Don't Know

Refuse

Empty

On Input

On Output

Array:

Skip Instructions: C: Goto COMBCODE

EMPTY: Goto MORE

IF anything other than a 'C' or the enter key is entered
then goto CK_C

Instrument SAS Name: S14_S

Destination Data Set: EINB

Check

CK_C
BTABLEB.BROW.CK_C

Description: C field can only contain a 'C' or EMPTY

Inherited Universe:

Universe: C = Anything other than a 'C' or EMPTY\

Universe Description:

Text: * [Not a valid entry](#)

Check Instructions:

Type: Hard

Skip Instructions: Go back to C

COMBCODE

Field

BTABLEB.BROW.COMBCODE

Description: Combined Codes

Form Pane Label: Combined Codes

SAS Name:

Tag Name: S14CMB

Inherited Universe:

Universe: C = C

Universe Description: Yes, this is a combine expense

Help Screen: H_S14

Question Text:  37 ? [F1]

What other type of policy is the ^CombCode_Fill combined with?

◆ Enter all that apply, separate with commas.

Fills: CombCode_Fill

Instructions: If ITEM = 1 then fill "life or disability insurance"

If ITEM = 2 then fill "homeowners' insurance"

If ITEM = 3 then fill "renters' insurance"

If ITEM = 4 then fill "vehicle insurance"

If ITEM = 5 then fill "other type of non-health insurance"

Type: Set

Max Number of Values: 7

Length: 2

Answer List: TSec14bCCItems

Value:	Mnemonic:	Description:
1	Life	Life insurance or other policies which provide benefits in case of death or disability
2	HomeOwners	Homeowners' insurance
3	Tenants	Renters' insurance
4	Automobile	Automobile or other vehicle insurance
5	Other	Other types of non-health insurance
77	Misc	Misc. combined (unable to specify/DK)

- Don't Know
- Refuse
- Empty

- On Input
- On Output

Store Instructions: For each item selected in COMBCODE, store the appropriate item code in INSCMB1- INSCMB6.

(The first entry in S14CMB should be recoded and stored in INSCMB1, the 2nd entry in INSCMB, etc.)

Recode as follows:

- If COMBCODE = 1 then store 100
- If COMBCODE = 2 then store 300
- If COMBCODE = 3 then store 400
- If COMBCODE = 4 then store 200
- If COMBCODE = 5 then store 500
- If COMBCODE = 77 then store 900.

Array:

Skip Instructions: IF 2 is selected then goto COMBPROP
ELSE goto MORE

Instrument SAS Name: S14CMB

Destination Data Set: EINB

COMBPROP

Field

BTABLEB.BROW.COMBPROP

Description: Cmb Prop

Form Pane Label: Cmb Prop

SAS Name:

Tag Name: S14CMBPROP

Inherited Universe:

Universe: COMBCODE = 2

Universe Description: Combined expense included Homeowners' insurance

Question Text: Which property (ies) did this policy cover?

✦ Enter number of each property covered, separate with commas.

Type: Set

Max Number of Values: 21

Length: 3

Answer List: TPropty

Value:	Mnemonic:	Description:
1	Prop1	PROPDESC[1]
2	Prop2	PROPDESC[2]
3	Prop 3	PROPDESC[3]
4	Prop 4	PROPDESC[4]
5	Prop 5	PROPDESC[5]
6	Prop 6	PROPDESC[6]
7	Prop 7	PROPDESC[7]
8	Prop 8	PROPDESC[8]
9	Prop 9	PROPDESC[9]
10	Prop 10	PROPDESC[10]
11	Prop 11	PROPDESC[11]
12	Prop 12	PROPDESC[12]
13	Prop 13	PROPDESC[13]
14	Prop 14	PROPDESC[14]
15	Prop 15	PROPDESC[15]

16	Prop 16	PROPDESC[16]
17	Prop 17	PROPDESC[17]
18	Prop 18	PROPDESC[18]
19	Prop 19	PROPDESC[19]
20	Prop 20	PROPDESC[20]
99	rented	Property not owned or rented by the household

- Don't Know
- Refuse
- Empty

- On Input
- On Output

Store Instructions: Store the first 6 properties in INSCMBP1 through INSCMBP6.
IF DK is entered, store 999 in INSCMBP1
IF RF is entered, store 998 in INSCMBP1

Array:

Special Instructions: Do not display residential business properties
(OWNYB, from section 3, = 600) in the answer list

Skip Instructions: 1-20: IF any entry is higher than the number of properties
or a blank answer list option then goto CK_COMBPROP
ELSE goto MORE

99,DK,RF: Goto MORE

Instrument SAS Name: S14CMBPROP

Destination Data Set: EINB

CK_COMBPROP

Check

BTABLEB.BROW.CK_COMBPROP

Description: Invalid Property number

Inherited Universe:

Universe: Entry in COMBPROP is higher than the number of properties or a blank property number\

Universe Description:

Text: Value not allowed as possible answer

Check Instructions: NOTE: This is a Blaise manipula generated error

Type: Hard

Skip Instructions: Go back to COMBPROP

Field

MORE
BTABLEB.BROW.MORE

Description: Any More payments?

Form Pane Label: Any More

SAS Name:

Tag Name: INSMORE

Inherited Universe:

Universe: ITEM <> 99 and <> 888 and <> EMPTY

Universe Description: All, ITEM = 1-5

Question Text: ^EX_MORE_FILL

Fills: EX_MORE_FILL

Instructions: IF INTNMBR = 1 or NEWCU = 1 then fill: "Do ^YOU_ANYMEM have any or make payments for any other ^inbdescription policies?"
ELSE fill: "Did ^YOU_ANYMEM purchase or begin paying for any other ^inbdescription policies?"

Fills: YOU_ANYMEM

Instructions: IF NUMHOUSE = 1 then fill "you"
ELSE fill "you or any members of your household"

Fills: inbdescription

Instructions: If ITEM = 1, fill "life or disability insurance"
If ITEM = 2, fill "homeowners' insurance"
If ITEM = 3, fill "renters' insurance"
If ITEM = 4, fill "automobile insurance"
If ITEM = 5, fill "type of non-health insurance"

Type: Enumerated

Length: 1

Answer List: TYesNo

Value:	Mnemonic:	Description:
1	Yes	Yes
2	No	No

- Don't Know
- Refuse
- Empty

- On Input
- On Output

Store Instructions: 1. IF MORE = 1, 2, DK or RF then
Set INB_ORIG = 1
Set INB_STAT = 1

2. IF MORE = 1, 2, DK or RF then Set Item2Shadow = ITEM

Array:

Special Instructions: IF entry of 1 and row number ne 100, prefil ITEM, PREFIL and INSDESC for the next row with the same information as the current row.

Skip Instructions: 1: IF Row number = 100 then goto ERR_MAX
ELSE goto ITEM, next row of the table

2,DK,RF: IF Row number = 100 then goto S14B_END
ELSE goto ITEM, next row of the table

Instrument SAS Name: INSMORE

Destination Data Set: EINB

Check

ERR_MAX
BTABLEB.BROW.ERR_MAX

Description:

Inherited Universe:

Universe: INSMORE = 1 and (Row number = 100)

Universe Description:

Text: ♦ No more rows can be added.

Check Instructions:

Type: Hard

Skip Instructions: Go back to MORE

S14B_END

Field

BTABLEB.BROW.S14B_END

Description: End of Section 14B

Form Pane Label:

SAS Name:

Tag Name:

Inherited Universe:

Universe: Item = 99 OR (table is full)

Universe Description:

Question Text: ** Not Displayed **

Type: Classification

Length: 0

- Don't Know
- Refuse
- Empty

- On Input
- On Output

Store Instructions: 1. IF ITEM = 99 OR (table is full) then set S14B_END = 1

2. Set SECTCOMP[14]

IF (any ITEM = 99) OR (MORE = 1,2,DK,RF for line 100) OR
(ITEM = 888 for line 100) then set SECTCOMP[14]= 1

Array:

Skip Instructions: Goto section 15 - BSect15

Field

POLICYB
BTABLEB.BROW.POLICYB

Description: 3-digit insurance code

Form Pane Label:

SAS Name: POLICYB

Tag Name:

Inherited Universe:

Universe:

Universe Description:

Question Text: ** OUT VARIABLE **

Type: Enumerated

Length: 3

Answer List: Tnonhitype

Value:	Mnemonic:	Description:
100	Tnonhitype_Life	Life/disability
200	Tnonhitype_Auto	Automobile/other veh.
300	Tnonhitype_Home	Homeowner's
400	Tnonhitype_Tnan	Tenant's
500	Tnonhitype_Othr	Other

- Don't Know
- Refuse
- Empty

- On Input
- On Output

Array:

Special Instructions: Note: See ITEM for how to set this field.

Valid Values: 100, 200, 300, 400, 500

Instrument SAS Name: POLICYB

Destination Data Set: EINB

POLICYIB

Field

BTABLEB.BROW.POLICYIB

Description: Policy number

Form Pane Label:

SAS Name: POLICYIB

Tag Name:

Inherited Universe:

Universe:

Universe Description:

Question Text: ** OUT VARIABLE **

Type: Integer

Length: 2

Min: 1

Max: 99

- Don't Know
- Refuse
- Empty

- On Input
- On Output

Array:

Special Instructions: NOTE: Policy Line number for new policies reported

Instrument SAS Name: POLICYIB

Destination Data Set: EINB

Field

PLCYSTAB
BTABLEB.BROW.PLCYSTAB

Description: Policy discontinued (=1)

Form Pane Label:

SAS Name: PLCYSTAB

Tag Name:

Inherited Universe:

Universe:

Universe Description:

Question Text: ** OUT VARIABLE **

Type: String

Length: 1

- Don't Know
- Refuse
- Empty

- On Input
- On Output

Array:

Special Instructions: NOTE: Set in Post-Processing ONLY - Instrument just carries from SCIF

Valid Values: 1 = discontinued
EMPTY = not discontinued

Instrument SAS Name: PLCYSTAB

Destination Data Set: EINB

INSPRPY1

Field

BTABLEB.BROW.INSPRPY1

Description: First Property number covered by policy

Form Pane Label:

SAS Name: INSPRPY1

Tag Name:

Inherited Universe:

Universe:

Universe Description:

Question Text: ** OUT VARIABLE **

Type: String

Length: 3

- Don't Know
- Refuse
- Empty

- On Input
- On Output

Array:

Special Instructions: NOTE: See INSPROP for how to set this field.

Valid Values: 1-20, 99, 998, 999

Instrument SAS Name: INSPRPY1

Destination Data Set: EINB

Field

INSPRPY2
BTABLEB.BROW.INSPRPY2

Description: Second Property number covered by policy

Form Pane Label:

SAS Name: INSPRPY2

Tag Name:

Inherited Universe:

Universe:

Universe Description:

Question Text: ** OUT VARIABLE **

Type: String

Length: 2

- Don't Know
- Refuse
- Empty

- On Input
- On Output

Array:

Special Instructions: Note: See INSPROP for how to set this field.

Valid Values: 1-20, 99

Instrument SAS Name: INSPRPY2

Destination Data Set: EINB

INSPRPY3

Field

BTABLEB.BROW.INSPRPY3

Description: Third Property number covered by policy

Form Pane Label:

SAS Name: INSPRPY3

Tag Name:

Inherited Universe:

Universe:

Universe Description:

Question Text:

Type: String

Length: 2

- Don't Know
- Refuse
- Empty

- On Input
- On Output

Array:

Special Instructions: Note: See INSPROP for how to set this field.

Valid Values: 1-20, 99

Instrument SAS Name: INSPRPY3

Destination Data Set: EINB

Field

INSPRPY4
BTABLEB.BROW.INSPRPY4

Description: Fourth Property number covered by policy

Form Pane Label:

SAS Name: INSPRPY4

Tag Name:

Inherited Universe:

Universe:

Universe Description:

Question Text: ** OUT VARIABLE **

Type: String

Length: 2

- Don't Know
- Refuse
- Empty

- On Input
- On Output

Array:

Special Instructions: Note: See INSPROP for how to set this field.

Valid Values: 1-20, 99

Instrument SAS Name: INSPRPY4

Destination Data Set: EINB

INSPRPY5

Field

BTABLEB.BROW.INSPRPY5

Description: Fifth Property number covered by policy

Form Pane Label:

SAS Name: INSPRPY5

Tag Name:

Inherited Universe:

Universe:

Universe Description:

Question Text: ** OUT VARIABLE **

Type: String

Length: 2

- Don't Know
- Refuse
- Empty

- On Input
- On Output

Array:

Special Instructions: Note: See INSPROP for how to set this field.

Valid Values: 1-20, 99

Instrument SAS Name: INSPRPY5

Destination Data Set: EINB

Field

INSPRPY6
BTABLEB.BROW.INSPRPY6

Description: Sixth Property number covered by policy

Form Pane Label:

SAS Name: INSPRPY6

Tag Name:

Inherited Universe:

Universe:

Universe Description:

Question Text: ** OUT VARIABLE **

Type: String

Length: 2

- Don't Know
- Refuse
- Empty

- On Input
- On Output

Array:

Special Instructions: Note: See INSPROP for how to set this field.

Valid Values: 1-20, 99

Instrument SAS Name: INSPRPY6

Destination Data Set: EINB

INSE_PBX

Field

BTABLEB.BROW.INSE_PBX

Description: Range edit flag for INSEXPBX

Form Pane Label:

SAS Name: INSE_PBX

Tag Name:

Inherited Universe:

Universe:

Universe Description:

Question Text:

Type: String

Length: 2

- Don't Know
- Refuse
- Empty

- On Input
- On Output

Array:

Special Instructions: NOTE: See ERR1_INSEXPBX or INSEXPBX for how to set this field

Valid Values: A1 = Range edit failed
(ERR1 check was suppressed)

Blank = Range edit passed

Instrument SAS Name: INSE_PBX

Destination Data Set: EINB

Field

INSR_MXB
BTABLEB.BROW.INSR_MXB

Description: Range edit flag for INSRPMXB

Form Pane Label:

SAS Name: INSR_MXB

Tag Name:

Inherited Universe:

Universe:

Universe Description:

Question Text:

Type: String

Length: 2

- Don't Know
- Refuse
- Empty

- On Input
- On Output

Array:

Special Instructions: NOTE: See ERR1_INSRPMXB or INSRPMXB for how to set this field

Valid Values: A1 = Range edit failed
(ERR1 check was suppressed)

Blank = Range edit passed

Instrument SAS Name: INSR_MXB

Destination Data Set: EINB

INSCMB1

Field

BTABLEB.BROW.INSCMB1

Description:

Form Pane Label:

SAS Name: INSCMB1

Tag Name:

Inherited Universe:

Universe:

Universe Description:

Question Text: ** OUT VARIABLE **

Type: String

Length: 3

- Don't Know
- Refuse
- Empty

- On Input
- On Output

Array:

Special Instructions: NOTE: See COMBCODE for how to set this field.

Valid Values: 100, 200, 300, 400, 500, 900

Instrument SAS Name: INSCMB1

Destination Data Set: EINB

Field

INSCMB2
BTABLEB.BROW.INSCMB2

Description:

Form Pane Label:

SAS Name: INSCMB2

Tag Name:

Inherited Universe:

Universe:

Universe Description:

Question Text: ** OUT VARIABLE **

Type: String

Length: 3

- Don't Know
- Refuse
- Empty

- On Input
- On Output

Array:

Special Instructions: NOTE: See COMBCODE for how to set this field.

Valid Values: 100, 200, 300, 400, 500, 900

Instrument SAS Name: INSCMB2

Destination Data Set: EINB

INSCMB3

Field

BTABLEB.BROW.INSCMB3

Description:

Form Pane Label:

SAS Name: INSCMB3

Tag Name:

Inherited Universe:

Universe:

Universe Description:

Question Text: ** OUT VARIABLE **

Type: String

Length: 3

- Don't Know
- Refuse
- Empty

- On Input
- On Output

Array:

Special Instructions: NOTE: See COMBCODE for how to set this field.

Valid Values: 100, 200, 300, 400, 500, 900

Instrument SAS Name: INSCMB3

Destination Data Set: EINB

Field

INSCMB4
BTABLEB.BROW.INSCMB4

Description:

Form Pane Label:

SAS Name: INSCMB4

Tag Name:

Inherited Universe:

Universe:

Universe Description:

Question Text: ** OUT VARIABLE **

Type: String

Length: 3

- Don't Know
- Refuse
- Empty

- On Input
- On Output

Array:

Special Instructions: NOTE: See COMBCODE for how to set this field.

Valid Values: 100, 200, 300, 400, 500, 900

Instrument SAS Name: INSCMB4

Destination Data Set: EINB

INSCMB5

Field

BTABLEB.BROW.INSCMB5

Description:

Form Pane Label:

SAS Name: INSCMB5

Tag Name:

Inherited Universe:

Universe:

Universe Description:

Question Text: ** OUT VARIABLE **

Type: String

Length: 3

- Don't Know
- Refuse
- Empty

- On Input
- On Output

Array:

Special Instructions: NOTE: See COMBCODE for how to set this field.

Valid Values: 100, 200, 300, 400, 500, 900

Instrument SAS Name: INSCMB5

Destination Data Set: EINB

Field

INSCMB6
BTABLEB.BROW.INSCMB6

Description:

Form Pane Label:

SAS Name: INSCMB6

Tag Name:

Inherited Universe:

Universe:

Universe Description:

Question Text: ** OUT VARIABLE **

Type: String

Length: 3

- Don't Know
- Refuse
- Empty

- On Input
- On Output

Array:

Special Instructions: NOTE: See COMBCODE for how to set this field.

Valid Values: 100, 200, 300, 400, 500, 900

Instrument SAS Name: INSCMB6

Destination Data Set: EINB

INSCMBP1

Field

BTABLEB.BROW.INSCMBP1

Description:

Form Pane Label:

SAS Name: INSCMBP1

Tag Name:

Inherited Universe:

Universe:

Universe Description:

Question Text: ** OUT VARIABLE **

Type: String

Length: 3

- Don't Know
- Refuse
- Empty

- On Input
- On Output

Array:

Special Instructions: NOTE: See COMBPROP for how to set this field.

Valid Values: 1-20, 99, 998, 999

Instrument SAS Name: INSCMBP1

Destination Data Set: EINB

Field

INSCMBP2
BTABLEB.BROW.INSCMBP2

Description:

Form Pane Label:

SAS Name: INSCMBP2

Tag Name:

Inherited Universe:

Universe:

Universe Description:

Question Text: ** OUT VARIABLE **

Type: String

Length: 2

- Don't Know
- Refuse
- Empty

- On Input
- On Output

Array:

Special Instructions: Note: See COMBPROP for how to set this field.

Valid Values: 1-20, 99

Instrument SAS Name: INSCMBP2

Destination Data Set: EINB

INSCMBP3

Field

BTABLEB.BROW.INSCMBP3

Description:

Form Pane Label:

SAS Name: INSCMBP3

Tag Name:

Inherited Universe:

Universe:

Universe Description:

Question Text: ** OUT VARIABLE **

Type: String

Length: 2

- Don't Know
- Refuse
- Empty

- On Input
- On Output

Array:

Special Instructions: Note: See COMBPROP for how to set this field.

Valid Values: 1-20, 99

Instrument SAS Name: INSCMBP3

Destination Data Set: EINB

Field

INSCMBP4
BTABLEB.BROW.INSCMBP4

Description:

Form Pane Label:

SAS Name: INSCMBP4

Tag Name:

Inherited Universe:

Universe:

Universe Description:

Question Text: ** OUT VARIABLE **

Type: String

Length: 2

- Don't Know
- Refuse
- Empty

- On Input
- On Output

Array:

Special Instructions: Note: See COMBPROP for how to set this field.

Valid Values: 1-20, 99

Instrument SAS Name: INSCMBP4

Destination Data Set: EINB

INSCMBP5

Field

BTABLEB.BROW.INSCMBP5

Description:

Form Pane Label:

SAS Name: INSCMBP5

Tag Name:

Inherited Universe:

Universe:

Universe Description:

Question Text: ** OUT VARIABLE **

Type: String

Length: 2

- Don't Know
- Refuse
- Empty

- On Input
- On Output

Array:

Special Instructions: Note: See COMBPROP for how to set this field.

Valid Values: 1-20, 99

Instrument SAS Name: INSCMBP5

Destination Data Set: EINB

Field

INSCMBP6
BTABLEB.BROW.INSCMBP6

Description:

Form Pane Label:

SAS Name: INSCMBP6

Tag Name:

Inherited Universe:

Universe:

Universe Description:

Question Text: ** OUT VARIABLE **

Type: String

Length: 2

- Don't Know
- Refuse
- Empty

- On Input
- On Output

Array:

Special Instructions: Note: See COMBPROP for how to set this field.

Valid Values: 1-20, 99

Instrument SAS Name: INSCMBP6

Destination Data Set: EINB

INB_STAT

Field

BTABLEB.BROW.INB_STAT

Description: Record status

Form Pane Label:

SAS Name: REC_STAT

Tag Name:

Inherited Universe:

Universe:

Universe Description:

Question Text: ** OUT VARIABLE **

Type: String

Length: 1

- Don't Know
- Refuse
- Empty

- On Input
- On Output

Array:

Special Instructions: NOTE: See MORE for how to set this field

Valid Values: 1 = Active Record
3 = Inactive Record

Instrument SAS Name: INB_STAT

Destination Data Set: EINB

Field

INB_ORIG
BTABLEB.BROW.INB_ORIG

Description: Record origin

Form Pane Label:

SAS Name: REC_ORIG

Tag Name:

Inherited Universe:

Universe:

Universe Description:

Question Text: ** OUT VARIABLE **

Type: String

Length: 1

Don't Know

Refuse

Empty

On Input

On Output

Array:

Special Instructions: NOTE: See MORE for how to set this field

Valid Values: 1 = Data from current month interview

4 = Inventory data- no updates were made

5 = Inventory data- updates made.

(Processing ONLY)

Instrument SAS Name: INB_ORIG

Destination Data Set: EINB

BSECT15

BSECT15

Block

Description: Educational Expenses

Tab Name: S15

Fly Over Name: S15 - Education

Universe Type: If

Inherited Universe:

Universe: (BFront.START <> 3-5) AND BCeintro.CE_INTRO = 1

Universe Description: ALL

Array:

- Block Instructions:**
1. Max number of gridlines: 34
 2. Section Header: Section 15 - Education
 3. This section is a laundry list. Follow the laundry list standards. (See the attachment on the field Laundry_List_Standards.)
 4. Pre-chart
 - o Follow pre-chart standards. (See attachment on the field Prechart_Standards.)
 - o See the attachment on the variable Input_Setup_Specifications for specific prechart information

Field

EDA_INTRO
EDA_INTRO

Description: Section 15 Introduction

Form Pane Label: Introduction

SAS Name:

Tag Name: EDA_INTRO

Inherited Universe:

Universe:

Universe Description: ALL

Question Text: Now I am going to ask about education expenses. Please include any direct payments made for any members of your household or for anyone outside your household and any payments you made online or had automatically deducted.

* Do NOT include payments made on student loans

<u>Description</u>	<u>Type</u>	<u>Month</u>	<u>Amount</u>
(EDUDESC)	(EDSHL_A)	(EDMONTHA)	(EDEXOXA)

Type: Enumerated

Length: 1

Answer List: TContinue

Value:	Mnemonic:	Description:
1	Continue	Enter 1 to Continue

- Don't Know
- Refuse
- Empty

- On Input
- On Output

Array:

Skip Instructions: Goto BTableA.Brow.ITEM

Instrument SAS Name: EDA_INTRO

Destination Data Set: EEDA

Block

BTABLEA
BTABLEA

Description:

Tab Name:

Fly Over Name:

Universe Type:

Inherited Universe:

Universe:

Universe Description:

Array:

Block Instructions:

BROW
BTABLEA.BROW

Block

Description:

Tab Name:
Fly Over Name:
Universe Type: While

Inherited Universe:

Universe: (ITEM(previous row) <> 99) AND (ROW # < 35)

Universe Description:

Array:

Block Instructions:

Field

ITEM
 BTABLEA.BROW.ITEM

Description: Educational expense

Form Pane Label: Item

SAS Name:

Tag Name: EDA_ITEM

Inherited Universe:

Universe: EDA_INTRO = 1

Universe Description:

Help Screen: H_S15

Question Text:  38 ? [F1]

Since the first of ^REF_MONTH, have ^YOU_ANYMEM paid for any -

- ◆ Read each item on list.
- ◆ Baby sitting and in home day care are collected in Section 19A
- ◆ Do not include payments on student loans. They are collected in Section 22.

Fills: REF_MONTH

Instructions: Set REF_MONTH = 3 months before the interview.

Calculated by taking the INTPER from record type 10 to come up with the base month to start from.

Fills: YOU_ANYMEM

Instructions: IF NUMHOUSE = 1 then fill "you"

ELSE fill "you or any members of your household"

Type: Enumerated

Length: 3

Answer List: TSEC15Items

Value:	Mnemonic:	Description:
1	Lessons	Recreational lessons or other instructions?
2	Nursery	Preschool or child day care centers?
3	Tuition	Tuition, including pre-paid tuition?
4	Housing	Housing while attending school?
5	Food	Food or board while attending school?

6	PrivateSchool	Private school bus service?
7	TestPrep	Test preparation or tutoring services?
8	Books	Purchase of school books?
9	Supplies	Purchase of school supplies or equipment not already reported?
10	Other	Other school related expenses not already reported including the rental of any school books or equipment?
99	NoMore99	None/No more entries
888	Deleteline	Delete the line

- Don't Know
- Refuse
- Empty

- On Input
- On Output

Store Instructions: Assign a code to EDUC_AY

- If ITEM = 1 then store 100 in EDUC_AY
- If ITEM = 2 then store 200 in EDUC_AY
- If ITEM = 3 then store 300 in EDUC_AY
- If ITEM = 4 then store 310 in EDUC_AY
- If ITEM = 5 then store 320 in EDUC_AY
- If ITEM = 6 then store 340 in EDUC_AY
- If ITEM = 7 then store 345 in EDUC_AY
- If ITEM = 8 then store 355 in EDUC_AY
- If ITEM = 9 then store 359 in EDUC_AY
- If ITEM = 10 then store 360 in EDUC_AY

Array:

- Special Instructions:**
1. Answer list options should be in bold black except 99 and 888, they should be in regular black.
(Once an answer list option is selected, the answer list description color should be changed to regular blue.)
 2. Pre-fill the PREFIL and the DESCRIPTION fields with the following description. (Gray out the PREFIL field.)
 - If ITEM = 1 then pre-fill "Lessons"
 - If ITEM = 2 then pre-fill "Preschool/day care"
 - If ITEM = 3 then pre-fill "Tuition"
 - If ITEM = 4 then pre-fill "Housing at sch."
 - If ITEM = 5 then pre-fill "Food or board"
 - If ITEM = 6 then pre-fill "Private sch. bus."
 - If ITEM = 7 then pre-fill "Test prep/tutoring"
 - If ITEM = 8 then pre-fill "Purchase books"
 - If ITEM = 9 then pre-fill "Purchase school supplies"

If ITEM = 10 then pre-fill "Oth sch. exp"

3. IF ITEM = 888 then "SHOW" the fields in the row

Skip Instructions: 1-10: IF ITEM ne Item2Shadow then goto CK_ITEM
ELSE goto DESCRIPTION

99: Goto S15_END

888: IF no more grid lines then goto S15_END
ELSE goto ITEM - next line of grid

Instrument SAS Name: EDA_ITEM

Destination Data Set: EEDA

CK_ITEM
BTABLEA.BROW.CK_ITEM

Check

Description: After a row is completed, the user has backed up and changed the item number to another valid item number

Inherited Universe:

Universe: ITEM was changed to another valid item number

Universe Description: After a row is completed, the user has backed up and changed the item number to another valid item number

Text: ♦ [Press "S" to change this item code and enter new data](#)

[Press ENTER to re-enter the original item code: ^OldItem](#)

Check Instructions: IF SUPPRESSED then set all fields in this block to EMPTY

Type: Soft

Skip Instructions: Go back to ITEM

Fills: OldItem

Instructions: Fill the previous entry in ITEM for this row.

Field

PreFill
BTABLEA.BROW.PreFill

Description: Description - SHOW ONLY Field

Form Pane Label: Educ/Item

SAS Name:

Tag Name:

Inherited Universe:

Universe:

Universe Description:

Question Text: ** SHOW ONLY **

Type: String

Length: 30

- Don't Know
- Refuse
- Empty

- On Input
- On Output

Store Instructions: Set Up Prefill with ITEM's answer list description.

Array:

DESCRIPTION

Field

BTABLEA.BROW.DESCRPTION

Description: Description of educational expense

Form Pane Label: Description

SAS Name: EDUDESC

Tag Name: EDUDESC

Inherited Universe:

Universe: ITEM = 1 - 10

Universe Description: All, except ITEM = 99 or 888

Question Text: What was the expense for?

<u>Description</u>	<u>Type</u>	<u>Month</u>	<u>Amount</u>
(EDUDESC)	(EDSHL_A)	(EDMONTHA)	(EDEXOXA)

Type: String

Length: 30

- Don't Know
- Refuse
- Empty

- On Input
- On Output

Array:

Skip Instructions: Goto WHO

Instrument SAS Name: EDUDESC

Destination Data Set: EEDA

Field

WHO
BTABLEA.BROW.WHO

Description: Who was the educational expense for

Form Pane Label: Who

SAS Name: EDUCGFTC

Tag Name: EDUCGFTC

Inherited Universe:

Universe: DESCRIPTION = ENTRY

Universe Description: All, except ITEM = 99 or 888

Question Text: Was this expense for -

<u>Description</u>	<u>Type</u>	<u>Month</u>	<u>Amount</u>
(EDUDESC)	(EDSHL_A)	(EDMONTHA)	(EDEXOXA)

Type: Enumerated

Length: 1

Answer List: TEDUCGFTC

Value:	Mnemonic:	Description:
1	InCU	Someone inside the household?
2	OutCu	Someone outside the household?

- Don't Know
- Refuse
- Empty

- On Input
- On Output

Array:

Special Instructions: The descriptions for answer options 1 and 2 should be in bold black.

Skip Instructions: IF ITEM = 3, 8, or 10 then goto SCHOOL
ELSE goto MONTH

Instrument SAS Name: EDUCGFTC

Destination Data Set: EEDA

Field

SCHOOL
BTABLEA.BROW.SCHOOL

Description: What kind of school was it?

Form Pane Label: School

SAS Name: EDSCHL_A

Tag Name: EDSCHL_A

Inherited Universe:

Universe: (WHO = 1, 2, DK or RF) AND (ITEM = 3, 8, or 10)

Universe Description: Tuition, books, or other was selected

Question Text: * Ask if not apparent.

What kind of school or facility was it?

Description Type Month Amount
(EDUDESC) (EDSHL_A) (EDMONTHA) (EDEXOXA)

Type: Enumerated

Length: 1

Answer List: TSchoolTypes

Value:	Mnemonic:	Description:
1	College	College or university
2	ElementaryorHigh	Elementary through high school
3	ChildCare	Child day care center
4	Nursery	Nursery school or preschool
5	Vocational	Vocational or technical school
6	Other	Other

Don't Know
 Refuse
 Empty

On Input
 On Output

Array:

Skip Instructions: Goto MONTH

Instrument SAS Name: EDSCHL_A

Destination Data Set: EEDA

Field

MONTH
 BTABLEA.BROW.MONTH

Description: Month payment made

Form Pane Label: Month

SAS Name: EDMONTHA

Tag Name: EDMONTHA

Inherited Universe:

Universe: ITEM = 1-10

Universe Description: All, except ITEM = 99 or 888

Question Text: In what month was the payment made?

* Enter 13 for same amount each month of the reference period.

<u>Description</u>	<u>Type</u>	<u>Month</u>	<u>Amount</u>
(EDUDESC)	(EDSHL_A)	(EDMONTHA)	(EDEXOXA)

Type: Enumerated

Length: 2

Answer List: TMONTH_13

Value:	Mnemonic:	Description:
1	Jan	January
2	Feb	February
3	Mar	March
4	Apr	April
5	May	May
6	Jun	June
7	Jul	July
8	Aug	August
9	Sep	September
10	Oct	October
11	Nov	November
12	Dec	December
13	continuous	Same amount each month.

Don't Know
 Refuse
 Empty

On Input
 On Output

Array:

Skip Instructions: REF_MONTH - CUR_MONTH: IF entry not in reference period
then goto ERR3_MONTH
ELSE goto AMOUNT

13,DK,RF: Goto AMOUNT

Instrument SAS Name: EDMONTHA

Destination Data Set: EEDA

Check

ERR3_MONTH
BTABLEA.BROW.ERR3_MONTH

Description: MONTH not within the reference period

Inherited Universe:

Universe: (MONTH is not within the reference period) AND
(MONTH <> DK and <> RF and <> 13)

Universe Description: The month the payment was in, is outside the reference period

Text: Input invalid. Value not in range.

Check Instructions: NOTE: This is a Blaise manipula generated error

Type: Hard

Skip Instructions: Go back to MONTH

AMOUNT

Field

BTABLEA.BROW.AMOUNT

Description: How much was paid

Form Pane Label: Amount

SAS Name: EDEXOXA

Tag Name: EDEXOXA

Inherited Universe:

Universe: MONTH = 1-13, DK or RF

Universe Description: All, except ITEM = 99 or 888

Question Text: ^EDEXOXA_FILL

<u>Description</u>	<u>Type</u>	<u>Month</u>	<u>Amount</u>
(EDUDESC)	(EDSHL_A)	(EDMONTHA)	(EDEXOXA)

Fills: EDEXOXA_FILL

Instructions: IF MONTH = 1-12, DK or RF fill "How much was paid?"
ELSE fill "How much is paid monthly?"

Type: Integer

Length: 7

Min: 1

Max: 999999

- Don't Know
- Refuse
- Empty

- On Input
- On Output

Store Instructions: IF ERR1_AMOUNT edit "passed" or (AMOUNT = DK or RF) then set
EDEXOXA_ = EMPTY

Array:

Special Instructions: Display a \$ and a comma, as needed, in the entry field.

Skip Instructions: 1-999999: IF (ITEM = 1 and AMOUNT lt 10 or gt 544)
OR (ITEM = 2 and AMOUNT lt 20 or gt 1120)

```
OR (ITEM = 3 and AMOUNT lt 28 or gt 6000)
OR (ITEM = 4 and AMOUNT lt 35 or gt 3000)
OR (ITEM = 5 and AMOUNT lt 10 or gt 1980)
OR (ITEM = 6 and AMOUNT lt 10 or gt 465)
OR (ITEM = 7 and AMOUNT lt 5 or gt 600)
OR (ITEM = 8 and AMOUNT lt 5 or gt 500)
OR (ITEM = 9 and AMOUNT lt 5 or gt 500)
OR (ITEM = 10 and AMOUNT lt 5 or gt 600)
  then goto ERR1_AMOUNT
ELSEIF EDUC_AY and the entry in AMOUNT for this
  record are equal to any records data in the
  prechart/input AND (that prechart records
  EDMONTHA does not equal 13) then
  goto ERR_DUP
ELSE goto C
```

DK,RF: Goto C

Instrument SAS Name: EDEXOXA

Destination Data Set: EEDA

ERR1_AMOUNT

Check

BTABLEA.BROW.ERR1_AMOUNT

Description: Out of Range Check

Inherited Universe:

Universe: [(ITEM = 1 and AMOUNT lt 10 or gt 544) OR
(ITEM = 2 and AMOUNT lt 20 or gt 1120) OR
(ITEM = 3 and AMOUNT lt 28 or gt 6000) OR
(ITEM = 4 and AMOUNT lt 35 or gt 3000) OR
(ITEM = 5 and AMOUNT lt 10 or gt 1980) OR
(ITEM = 6 and AMOUNT lt 10 or gt 465) OR
(ITEM = 7 and AMOUNT lt 5 or gt 600) OR
(ITEM = 8 and AMOUNT lt 5 or gt 500) OR
(ITEM = 9 and AMOUNT lt 5 or gt 500) OR
(ITEM = 10 and AMOUNT lt 5 or gt 600)] AND
(AMOUNT <> DK and AMOUNT <> RF)

Universe Description:

Text: ♦ THE VALUE ENTERED IS UNUSUALLY HIGH OR LOW

PLEASE VERIFY AND IF CORRECT, ENTER ITEM LEVEL NOTE

Check Instructions: IF suppressed then set EDEXOXA_ = A1

Type: Soft

Skip Instructions: Suppress: Goto C

All others, go back to AMOUNT

Check

ERR_DUP
BTABLEA.BROW.ERR_DUP

Description: Check for Possible Duplicate Reporting

Inherited Universe:

Universe: EDUC_AY and the entry in AMOUNT for this record are equal to any records data in the prechart/input AND (that prechart records EDMONTHA does not equal 13)

Universe Description: This records itemcode and amount is the same as one of the records on the pre-chart and that record on the prechart does not have a 13-same amount each month in EDMONTHA

Text: ♦ This item appears to be the same as one reported last interview.

Please verify to avoid duplicate reporting.

If this is a duplicate item, enter 888 to delete the line.

Check Instructions:

Type: Soft

Skip Instructions: Suppress: Goto C

All others, go back to AMOUNT

C

Field

BTABLEA.BROW.C

Description: Combined expense

Form Pane Label: C

SAS Name:

Tag Name: EDUCMB_S

Inherited Universe:

Universe: AMOUNT = 1 - 999999, DK or RF

Universe Description: All, except ITEM = 99 or 888

Question Text: * Enter 'C' for a combined expense

Type: String

Length: 1

- Don't Know
- Refuse
- Empty

- On Input
- On Output

Array:

Skip Instructions: C: Goto COMBCODE

EMPTY: Goto REIMB

IF any entry other than a 'C' or the enter key is entered
then goto CK_C

Instrument SAS Name: Educmb_S

Destination Data Set: EEDA

Check

CK_C
BTABLEA.BROW.CK_C

Description: C field can only contain a "C" or EMPTY

Inherited Universe:

Universe: C = anything other than a 'C' or EMPTY

Universe Description:

Text: * [Not a valid entry](#)

Check Instructions:

Type: Hard

Skip Instructions: Go back to C

COMBCODE

Field

BTABLEA.BROW.COMBCODE

Description: Combined Expense

Form Pane Label: Combined Codes

SAS Name:

Tag Name: EDUCMB

Inherited Universe:

Universe: C = C

Universe Description: Yes, this is a combined expense

Help Screen: H_S15

Question Text:  38 ? [F1]

What was combined with ^EDA_ITEMNAME?

◆ Enter all that apply, separate with commas

<u>Description</u>	<u>Type</u>	<u>Month</u>	<u>Amount</u>
(EDUDESC)	(EDSHL_A)	(EDMONTHA)	(EDEXOXA)

Fills: EDA_ITEMNAME

Instructions: If ITEM = 1, fill "recreational lessons or other instructions"

If ITEM = 2, fill "preschool or child day care centers"

If ITEM = 3, fill "tuition, including pre-paid tuition"

If ITEM = 4, fill "housing while attending school"

If ITEM = 5, fill "food or board while attending school"

If ITEM = 6, fill "private school bus service"

If ITEM = 7, fill "test preparation or tutoring services"

If ITEM = 8, fill "purchase of school books"

If ITEM = 9, fill "purchase of school supplies, or equipment which has not already been reported"

If ITEM = 10, fill "other school related expenses not already reported"

Type: Set

Max Number of Values: 11

Length: 2

Answer List: TSec15CCItems

Value:	Mnemonic:	Description:
1	Lessons	Recreational lessons or other instructions
2	Nursery	Preschool or child day care centers
3	Tuition	Tuition, including pre-paid tuition
4	Housing	Housing while attending school
5	FoodBoard	Food or board while attending school
6	Private	Private school bus service
7	TestPrep	Test preparation or tutoring services
8	Books	Purchase of school books
9	Supplies	Purchase of school supplies or equipment which has not already been reported
10	Other	Other school related expenses not already reported including the rental of any school books or equipment
77	Misc	Misc. combined (unable to specify/DK)

- Don't Know
- Refuse
- Empty

- On Input
- On Output

Store Instructions: For each answer list option selected, store the appropriate item code in EDUC_A1-EDUC_A11. (The first entry in COMBCODE should be recoded and stored in EDUC_A1, the 2nd entry in EDUC_A2, etc.)

Recode as follows:

- IF COMBCODE = 1, store 100
- IF COMBCODE = 2, store 200
- IF COMBCODE = 3, store 300
- IF COMBCODE = 4, store 310
- IF COMBCODE = 5, store 320
- IF COMBCODE = 6, store 340
- IF COMBCODE = 7, store 345
- IF COMBCODE = 8, store 355
- IF COMBCODE = 9, store 358
- IF COMBCODE = 10, store 360
- IF COMBCODE = 77, store 380

Array:

Skip Instructions: Goto REIMB

Instrument SAS Name: EDUCMB

Destination Data Set: EEDA

REIMB

Field

BTABLEA.BROW.REIMB

Description: Has/will any be reimbursed

Form Pane Label: Reimb

SAS Name: EDREIMB

Tag Name: EDREIMB

Inherited Universe:

Universe: (C = blank) OR (COMBCODE = ENTRY)

Universe Description: All, except ITEM = 99 or 888

Question Text: Has any of this amount been or will any of it be reimbursed
by an employer, agency, or other person?

✦ Do not include reimbursements from dependent flexible spending accounts (FSA).

Description Type Month Amount
(EDUDESC) (EDSHL_A) (EDMONTHA) (EDEXOXA)

Type: Enumerated
Length: 1

Answer List: TYesNo

Value:	Mnemonic:	Description:
1	Yes	Yes
2	No	No

- Don't Know
- Refuse
- Empty

- On Input
- On Output

Array:

Skip Instructions: 1: Goto REIMBX

2,DK,RF: IF (ITEM = 1 and (RT10.POPGRP = 15 or 16)) OR

((ITEM = 2 or 10) and (RT10.POPGRP = 03, 04, 3,
or 4)) OR (ITEM = 5 and (RT10.POPGRP = 15 or
16)) OR (ITEM = 8 and (SCHOOL = 1 or 2) and
(RT10.POPGRP = 03, 04, 3 or 4)) OR
(ITEM = 3 and (SCHOOL = 1-5) and (RT10.POPGRP =
03, 04, 3 or 4)) then goto EDASTORE

ELSE Goto MORE

Instrument SAS Name: EDREIMB

Destination Data Set: EEDA

REIMBX

Field

BTABLEA.BROW.REIMBX

Description: How much reimbursed

Form Pane Label: \$ Reimb

SAS Name: EDREIMBX

Tag Name: EDREIMBX

Inherited Universe:

Universe: REIMB = 1

Universe Description: Yes, some of the payment amount will be reimbursed

Question Text: How much was or will be reimbursed?

* Do not include reimbursements from dependent flexible spending accounts (FSA).

<u>Description</u>	<u>Type</u>	<u>Month</u>	<u>Amount</u>
(EDUDESC)	(EDSHL_A)	(EDMONTHA)	(EDEXOXA)

Type: Integer

Length: 7

Min: 1

Max: 999999

Don't Know

Refuse

Empty

On Input

On Output

Store Instructions: IF ERR1_REIMBX edit "passed" or (REIMBX = DK or RF) then set
EDRE_MBX = EMPTY

Array:

Special Instructions: Display a \$ and a comma, as needed, in the entry field.

Skip Instructions: IF entry lt 15 or gt 6000 AND (not equal DK and not equal RF)
then goto ERR1_REIMBX

```
ELSEIF (ITEM = 1 and (RT10.POPGRP = 15 or 16)) OR  
      ((ITEM = 2 or 10) and (RT10.POPGRP = 03, 04, 3, or 4))  
      OR (ITEM = 5 and (RT10.POPGRP = 15 or 16)) OR  
      (ITEM = 8 and (SCHOOL = 1 or 2) and (RT10.POPGRP =  
      03, 04, 3 or 4)) OR (ITEM = 3 and (SCHOOL = 1-5) and  
      (RT10.POPGRP = 03, 04, 3 or 4)) then goto EDASTORE
```

```
ELSE goto MORE
```

Instrument SAS Name: EDREIMBX

Destination Data Set: EEDA

ERR1_REIMBX

Check

BTABLEA.BROW.ERR1_REIMBX

Description: Out of Range Edit

Inherited Universe:

Universe: REIMBX lt 15 or gt 6000 AND REIMBX <> DK AND REIMBX <> RF

Universe Description: Amount of the payment to be reimbursed is less than \$15 or greater than \$6,000

Text: * THE VALUE ENTERED IS UNUSUALLY HIGH OR LOW

PLEASE VERIFY AND IF CORRECT, ENTER ITEM LEVEL NOTE

Check Instructions: IF suppressed then set EDRE_MBX = A1

Type: Soft

Skip Instructions: Suppress: IF (ITEM = 1 and (RT10.POPGRP = 15 or 16)) OR
((ITEM = 2 or 10) and (RT10.POPGRP = 03, 04, 3,
or 4)) OR
(ITEM = 5 and (RT10.POPGRP = 15 or 16)) OR
(ITEM = 8 and (SCHOOL = 1 or 2) and RT10.POPGRP
= 03, 04, 3 or 4)) OR
(ITEM = 3 and (SCHOOL = 1-5) and (RT10.POPGRP =
03, 04, 3 or 4)) then goto EDASTORE

ELSE goto MORE

All others, go back to REIMBX

Field

EDASTORE
BTABLEA.BROW.EDASTORE

Description: Where Educational Expense Purchased

Form Pane Label: Store

SAS Name: EDASTORE

Tag Name: EDASTORE

Inherited Universe:

Universe: ((ITEM = 1 or 5) and (RT10.POPGRP = 15 or 16)) OR
((ITEM = 2 or 10) and (RT10.POPGRP = 03, 04, 3, or 4)) OR
(ITEM = 8 and (SCHOOL = 1 or 2) and (RT10.POPGRP = 03, 04, 3 or 4)) OR
(ITEM = 3 and (SCHOOL = 1-5) and (RT10.POPGRP = 03, 04, 3 or 4))

Universe Description:

Question Text: What is the name of the ^ITEMDESC?

Fills: ITEMDESC

Instructions: If ITEM = 1 then fill "business that provides this lesson or instruction"
If ITEM = 2 then fill "preschool or child day care center"
If ITEM = 3 and SCHOOL = 1 then fill "college or university"
If ITEM = 3 and SCHOOL = 2 then fill "school"
If ITEM = 3 and (SCHOOL = 3 or 4) then fill "nursery school, preschool, or child day care center"
If ITEM = 3 and SCHOOL = 5 then fill "vocational or technical school"
If ITEM = 5 then fill "school providing food or board"
If ITEM = 8 then fill "business where this was purchased"
If ITEM = 10 then fill "business where you had this expense"

Type: String

Length: 45

Don't Know
 Refuse
 Empty

On Input
 On Output

Array:

Skip Instructions: ENTRY: IF ITEM = 1, 2, 3, or 5 then goto EDALOC

ELSEIF ITEM = 8 or 10 then goto EDAPURCH

DK, RF: Goto MORE

Instrument SAS Name: EDASTORE

Destination Data Set: EEDA

Field

EDAPURCH
BTABLEA.BROW.EDAPURCH

Description: Purchased online or in person

Form Pane Label: Online

SAS Name: EDAPURCH

Tag Name: EDAPURCH

Inherited Universe:

Universe: (ITEM = 8 or 10) AND (EDASTORE = RESPONSE)

Universe Description:

Question Text: Was this paid for -

Type: Enumerated

Length: 1

Answer List: Tonline

Value:	Mnemonic:	Description:
1	Online	Online?
2	InPerson	In person?
3	MailTel	By mail or telephone order?
4	Other	Other

Don't Know
 Refuse
 Empty

On Input
 On Output

Array:

Special Instructions: Answer list descriptions for options 1-3 should be bold black

Skip Instructions: 1,3,4,DK,RF: Goto MORE

2: Goto EDALOC

Instrument SAS Name: EDAPURCH

Destination Data Set: EEDA

Field

EDALOC
BTABLEA.BROW.EDALOC

Description: Purchase location - City

Form Pane Label: Location - City

SAS Name: EDALOC

Tag Name: EDALOC

Inherited Universe:

Universe: EDAPURCH = 2 OR
((ITEM = 1, 2, 3, or 5) AND EDASTORE = RESPONSE)

Universe Description: Purchased in person

Question Text: In what city is ^EDASTORE_fill located?

Fills: EDASTORE_fill

Instructions: Fill entry from EDASTORE

Type: String

Length: 45

Don't Know
 Refuse
 Empty

On Input
 On Output

Array:

Skip Instructions: Goto EDALOCST

Instrument SAS Name: EDALOC

Destination Data Set: EEDA

EDALOCST

Field

BTABLEA.BROW.EDALOCST

Description: Purchase location - State

Form Pane Label: State

SAS Name: EDALOCST

Tag Name: EDALOCST

Inherited Universe:

Universe: EDAPURCH = 2 OR
((ITEM = 1, 2, 3, or 5) AND EDASTORE = RESPONSE)

Universe Description: Purchased in person

Help Screen: H_DESTCODE

Question Text: ? [F1]

In what state is ^EDASTORE_fill located?

◆ [Enter the two character state abbreviation](#)

Fills: EDASTORE_fill

Instructions: Fill entry from EDASTORE

Type: String

Length: 2

Don't Know
 Refuse
 Empty

On Input
 On Output

Array:

Special Instructions: Use answer type TState - STRING[2], display width 4

Skip Instructions: IF entry is not a valid state abbreviation then
goto CK_EDALOCST

ELSE goto MORE

Instrument SAS Name: EDALOCST

Destination Data Set: EEDA

CK_EDALOCST

Check

BTABLEA.BROW.CK_EDALOCST

Description: Not a valid state abbreviation

Inherited Universe:

Universe: (Entry in EDALOCST is not a valid state abbreviation) AND EDALOCST <> DK AND EDALOCST <> RF

Universe Description: State abbreviation entered is not valid

Text: * [Not a valid state abbreviation](#)

Check Instructions:

Type: Hard

Skip Instructions: Go back to EDALOCST

Field

MORE
 BTABLEA.BROW.MORE

Description: Any other payments for ITEM

Form Pane Label: Any more

SAS Name:

Tag Name: EDUMORE

Inherited Universe:

Universe: (REIMB = 2, DK or RF) OR (REIMBX = 1-999999, DK or RF)

Universe Description: All, except ITEM = 99 or 888

Question Text: Did you make any other payments for ^EDA_ITEMNAME?

Description	Type	Month	Amount
(EDUDESC)	(EDSHL_A)	(EDMONTHA)	(EDEXOXA)

Fills: EDA_ITEMNAME

Instructions: If ITEM = 1, fill "recreational lessons or other instructions"

If ITEM = 2, fill "preschool or child day care centers"

If ITEM = 3, fill "tuition, including pre-paid tuition"

If ITEM = 4, fill "housing while attending school"

If ITEM = 5, fill "food or board while attending school"

If ITEM = 6, fill "private school bus service"

If ITEM = 7, fill "test preparation or tutoring services"

If ITEM = 8, fill "purchase of school books"

If ITEM = 9, fill "purchase of school supplies, or equipment which has not already been reported"

If ITEM = 10, fill "other school related expenses not already reported"

Type: Enumerated

Length: 1

Answer List: TYesNo

Value:	Mnemonic:	Description:
1	Yes	Yes
2	No	No

- Don't Know
- Refuse

Empty

On Input

On Output

Store Instructions: 1. Set EDA_ORIG and EDA_STAT
IF ERR_DUP was invoked and ITEM is 888 then set EDA_ORIG = 3
ELSE set EDA_ORIG = 1

IF MONTH = the current month then set EDA_STAT = 2
ELSE set EDA_STAT = 1

2. IF MORE = 1, 2, DK or RF then Set Item2Shadow = ITEM

Array:

Special Instructions: IF entry = 1 and row number ne 34 then:
pre-fill ITEM, PREFIL and DESCRIPTION fields for the
next row with the same information as the current row.

Skip Instructions: 1: IF ROW number = 34 then goto ERR_MAX
ELSE goto ITEM, next line of grid

2,DK,RF: IF ROW number = 34 then goto S15_END
ELSE goto ITEM, next line of grid

Instrument SAS Name: EDUMORE

Destination Data Set: EEDA

Check

ERR_MAX
BTABLEA.BROW.ERR_MAX

Description: Max Number of Rows Reached

Inherited Universe:

Universe: MORE = 1 AND (ROW number = 34)

Universe Description: Yes there are more payments, but there are no more empty rows in the grid

Text: ♦ [No more rows can be added.](#)

Check Instructions:

Type: Hard

Skip Instructions: Go back to MORE

S15_END

Field

BTABLEA.BROW.S15_END

Description: Section 15 End

Form Pane Label:

SAS Name:

Tag Name:

Inherited Universe:

Universe: (ITEM = 99) OR (the grid is full)

Universe Description:

Question Text: ** Non displayed **

Type: Classification

Length: 0

Don't Know

Refuse

Empty

On Input

On Output

Store Instructions: Set Section Complete Flag

IF (any ITEM = 99) OR (ITEM = 888 for row 34) OR
(MORE = 1, 2, DK or RF for row 34) then set
section end flag (store "yes" in SECTCOMP(15))

Array:

Skip Instructions: Goto Section 16 - BSECT16

Field

ITEMCODEOUT
BTABLEA.BROW.ITEMCODEOUT

Description: Item code

Form Pane Label: Item Code

SAS Name: EDUC_AY

Tag Name:

Inherited Universe:

Universe:

Universe Description:

Question Text:

Type: Integer

Length: 3

Min: 100

Max: 999

- Don't Know
- Refuse
- Empty

- On Input
- On Output

Array:

Special Instructions: NOTE: See ITEM for how to set this field.

Valid Values: 100, 200, 300, 310, 320, 340, 345, 355, 358, 360

Instrument SAS Name: EDUC_AY

Destination Data Set: EEDA

EDUC_A1

Field

BTABLEA.BROW.EDUC_A1

Description: 1st item the expenditure is combined with

Form Pane Label:

SAS Name: EDUC_A1

Tag Name:

Inherited Universe:

Universe:

Universe Description:

Question Text:

Type: String

Length: 3

Don't Know

Refuse

Empty

On Input

On Output

Array:

Special Instructions: NOTE: See COMBCODE for how to set this field

Valid Values: 100, 200, 300, 310, 320, 340, 345, 355, 358,
360, 380

Instrument SAS Name: EDUC_A1

Destination Data Set: EEDA

Field

EDUC_A2
BTABLEA.BROW.EDUC_A2

Description: 2nd item the expenditure is combined with

Form Pane Label:

SAS Name: EDUC_A2

Tag Name:

Inherited Universe:

Universe:

Universe Description:

Question Text:

Type: String

Length: 3

- Don't Know
- Refuse
- Empty

- On Input
- On Output

Array:

Special Instructions: NOTE: See COMBCODE for how to set this field

Valid Values: 100, 200, 300, 310, 320, 340, 345, 355, 358,
360, 380

Instrument SAS Name: EDUC_A2

Destination Data Set: EEDA

EDUC_A3

Field

BTABLEA.BROW.EDUC_A3

Description: 3rd item the expenditure is combined with

Form Pane Label:

SAS Name: EDUC_A3

Tag Name:

Inherited Universe:

Universe:

Universe Description:

Question Text:

Type: String

Length: 3

- Don't Know
- Refuse
- Empty

- On Input
- On Output

Array:

Special Instructions: NOTE: See COMBCODE for how to set this field

Valid Values: 100, 200, 300, 310, 320, 340, 345, 355, 358,
360, 380

Instrument SAS Name: EDUC_A3

Destination Data Set: EEDA

Field

EDUC_A4
BTABLEA.BROW.EDUC_A4

Description: 4th item the expenditure is combined with

Form Pane Label:

SAS Name: EDUC_A4

Tag Name:

Inherited Universe:

Universe:

Universe Description:

Question Text:

Type: String

Length: 3

- Don't Know
- Refuse
- Empty

- On Input
- On Output

Array:

Special Instructions: NOTE: See COMBCODE for how to set this field

Valid Values: 100, 200, 300, 310, 320, 340, 345, 355, 358,
360, 380

Instrument SAS Name: EDUC_A4

Destination Data Set: EEDA

EDUC_A5

Field

BTABLEA.BROW.EDUC_A5

Description: 5th item the expenditure is combined with

Form Pane Label:

SAS Name: EDUC_A5

Tag Name:

Inherited Universe:

Universe:

Universe Description:

Question Text:

Type: String

Length: 3

- Don't Know
- Refuse
- Empty

- On Input
- On Output

Array:

Special Instructions: NOTE: See COMBCODE for how to set this field

Valid Values: 100, 200, 300, 310, 320, 340, 345, 355, 358,
360, 380

Instrument SAS Name: EDUC_A5

Destination Data Set: EEDA

Field

EDUC_A6
BTABLEA.BROW.EDUC_A6

Description: 6th item the expenditure is combined with

Form Pane Label:

SAS Name: EDUC_A6

Tag Name:

Inherited Universe:

Universe:

Universe Description:

Question Text:

Type: String

Length: 3

- Don't Know
- Refuse
- Empty

- On Input
- On Output

Array:

Special Instructions: NOTE: See COMBCODE for how to set this field

Valid Values: 100, 200, 300, 310, 320, 340, 345, 355, 358,
360, 380

Instrument SAS Name: EDUC_A6

Destination Data Set: EEDA

EDUC_A7

Field

BTABLEA.BROW.EDUC_A7

Description: 7th item the expenditure is combined with

Form Pane Label:

SAS Name: EDUC_A7

Tag Name:

Inherited Universe:

Universe:

Universe Description:

Question Text:

Type: String

Length: 3

Don't Know

Refuse

Empty

On Input

On Output

Array:

Special Instructions: NOTE: See COMBCODE for how to set this field

Valid Values: 100, 200, 300, 310, 320, 340, 345, 355, 358,
360, 380

Instrument SAS Name: EDUC_A7

Destination Data Set: EEDA

Field

EDUC_A8
BTABLEA.BROW.EDUC_A8

Description: 8th item the expenditure is combined with

Form Pane Label:

SAS Name: EDUC_A8

Tag Name:

Inherited Universe:

Universe:

Universe Description:

Question Text:

Type: String

Length: 3

- Don't Know
- Refuse
- Empty

- On Input
- On Output

Array:

Special Instructions: NOTE: See COMBCODE for how to set this field

Valid Values: 100, 200, 300, 310, 320, 340, 345, 355, 358,
360, 380

Instrument SAS Name: EDUC_A8

Destination Data Set: EEDA

EDUC_A9

Field

BTABLEA.BROW.EDUC_A9

Description: 9th item the expenditure is combined with

Form Pane Label:

SAS Name: EDUC_A9

Tag Name:

Inherited Universe:

Universe:

Universe Description:

Question Text:

Type: String

Length: 3

- Don't Know
- Refuse
- Empty

- On Input
- On Output

Array:

Special Instructions: NOTE: See COMBCODE for how to set this field

Valid Values: 100, 200, 300, 310, 320, 340, 345, 355, 358,
360, 380

Instrument SAS Name: EDUC_A9

Destination Data Set: EEDA

Field

EDUC_A10
BTABLEA.BROW.EDUC_A10

Description: 10th item the expenditure is combined with

Form Pane Label:

SAS Name:

Tag Name:

Inherited Universe:

Universe:

Universe Description:

Question Text:

Type: String

Length: 3

- Don't Know
- Refuse
- Empty

- On Input
- On Output

Array:

Special Instructions: NOTE: See COMBCODE for how to set this field

Valid Values: 100, 200, 300, 310, 320, 340, 345, 355, 358,
360, 380

Instrument SAS Name: EDUC_A10

Destination Data Set: EEDA

EDUC_A11

Field

BTABLEA.BROW.EDUC_A11

Description: 11th item the expenditure is combined with

Form Pane Label:

SAS Name:

Tag Name:

Inherited Universe:

Universe:

Universe Description:

Question Text:

Type: String

Length: 3

Don't Know

Refuse

Empty

On Input

On Output

Array:

Special Instructions: NOTE: See COMBCODE for how to set this field

Valid Values: 100, 200, 300, 310, 320, 340, 345, 355, 358,
360, 380

Instrument SAS Name: EDUC_A11

Destination Data Set: EEDA

Field

EDEXOXA_
BTABLEA.BROW.EDEXOXA_

Description: Range edit flag for AMOUNT

Form Pane Label:

SAS Name: EDEXOXA_

Tag Name:

Inherited Universe:

Universe:

Universe Description:

Question Text:

Type: String

Length: 2

- Don't Know
- Refuse
- Empty

- On Input
- On Output

Array:

Special Instructions: NOTE: See ERR1_AMOUNT for how to set this field

Valid Values: A1 = Range edit failed
(ERR1 check was suppressed)

Blank = Range edit passed

Instrument SAS Name: EDEXOXA_

Destination Data Set: EEDA

EDRE_MBX

Field

BTABLEA.BROW.EDRE_MBX

Description: Range edit flag for REIMBX

Form Pane Label:

SAS Name: EDRE_MBX

Tag Name:

Inherited Universe:

Universe:

Universe Description:

Question Text:

Type: String

Length: 2

- Don't Know
- Refuse
- Empty

- On Input
- On Output

Array:

Special Instructions: NOTE: See ERR1_REIMBX for how to set this field

Valid Values: A1 = Range edit failed
(ERR1 check was suppressed)

Blank = Range edit passed

Instrument SAS Name: EDRE_MBX

Destination Data Set: EEDA

Field

EDA_STAT
BTABLEA.BROW.EDA_STAT

Description: Record status

Form Pane Label:

SAS Name: REC_STAT

Tag Name:

Inherited Universe:

Universe:

Universe Description:

Question Text:

Type: String

Length: 1

Don't Know

Refuse

Empty

On Input

On Output

Array:

Special Instructions: NOTE: See MORE for how to set this field

Valid Values: 1 = Active Record

2 = Current month Record

3 = Inactive Record

Instrument SAS Name: EDA_STAT

Destination Data Set: EEDA

EDA_ORIG

Field

BTABLEA.BROW.EDA_ORIG

Description: Record origin

Form Pane Label:

SAS Name: REC_ORIG

Tag Name:

Inherited Universe:

Universe:

Universe Description:

Question Text:

Type: String

Length: 1

Don't Know

Refuse

Empty

On Input

On Output

Array:

Special Instructions: NOTE: See MORE for how to set this field

Valid Values: 1 = Data from current month interview

2 = Data reported in previous quarter

3 = Duplicate record

Instrument SAS Name: EDA_ORIG

Destination Data Set: EEDA

Field

LP15_Flag
LP15_Flag

Description: Flag used in section 20C - extended recall

Form Pane Label:

SAS Name:

Tag Name:

Inherited Universe:

Universe: Sectcomp[15] = "Yes"

Universe Description:

Question Text:

Type: Enumerated

Length: 1

Answer List: TYesNo

Value:	Mnemonic:	Description:
1	Yes	Yes
2	No	No

- Don't Know
- Refuse
- Empty

- On Input
- On Output

Store Instructions: FOR I:= 1-9
 LP15_Flag[I] = 2
END DO

```
FOR I:= 1 TO 34 DO
  IF BSect15.BtableA.Brow[I].Item = 1 THEN
    LP15_Flag[1] := 1
  ELSEIF BSect15.BtableA.Brow[I].Item = 5 THEN
    LP15_Flag[5] := 1
  ENDIF
END DO
```

Array:

Number of Elements: 9

Instrument SAS Name: LP15_Flag

Field

LP15a1_Flag
LP15a1_Flag

Description: (college or university)

Form Pane Label:

SAS Name:

Tag Name:

Inherited Universe:

Universe: Sectcomp[15] = "Yes"

Universe Description:

Question Text:

Type: Enumerated

Length: 1

Answer List: TYesNo

Value:	Mnemonic:	Description:
1	Yes	Yes
2	No	No

- Don't Know
- Refuse
- Empty

- On Input
- On Output

Store Instructions: FOR I:= 1-9
 LP15a1_Flag[I] = 2
ENDDO

```
FOR I:= 1 TO 34 DO
  IF BSect15.BtableA.Brow[I].SCHOOL = 1 THEN
    IF BSect15.BtableA.Brow[I].Item = 3 THEN
      LP15a1_Flag[3] := 1
    ELSEIF BSect15.BtableA.Brow[I].Item = 8 THEN
      LP15a1_Flag[8] := 1
    ELSEIF BSect15.BtableA.Brow[I].Item = 10 THEN
      LP15a1_Flag[9] := 1
    END
  END
```

END
END DO

Array:

Number of Elements: 9

Instrument SAS Name: LP15a1_Flag

Field

LP15a2_Flag
LP15a2_Flag

Description: (Elementary - High school)

Form Pane Label:

SAS Name:

Tag Name:

Inherited Universe:

Universe: Sectcomp[15] = "Yes"

Universe Description:

Question Text:

Type: Enumerated

Length: 1

Answer List: TYesNo

Value:	Mnemonic:	Description:
1	Yes	Yes
2	No	No

- Don't Know
- Refuse
- Empty

- On Input
- On Output

Store Instructions: FOR I: = 1-9
 LP15a2_Flag[I] = 2
ENDDO

```
FOR I:= 1 TO 34 DO
  IF BSect15.BtableA.Brow[I].SCHOOL = 2 THEN
    IF BSect15.BtableA.Brow[I].Item = 3 THEN
      LP15a2_Flag[3] := 1
    ELSEIF BSect15.BtableA.Brow[I].Item = 8 THEN
      LP15a2_Flag[8] := 1
    ELSEIF BSect15.BtableA.Brow[I].Item = 10 THEN
      LP15a2_Flag[9] := 1
    ENDIF
  ENDIF
END
```

END
END DO

Array:

Number of Elements: 9

Instrument SAS Name: LP15a2_Flag

Field

LP15a3_Flag
LP15a3_Flag

Description: (Child day care center)

Form Pane Label:

SAS Name:

Tag Name:

Inherited Universe:

Universe: Sectcomp[15] = "Yes"

Universe Description:

Question Text:

Type: Enumerated

Length: 1

Answer List: TYesNo

Value:	Mnemonic:	Description:
1	Yes	Yes
2	No	No

- Don't Know
- Refuse
- Empty

- On Input
- On Output

Store Instructions: FOR I: = 1-9
 LP15a3_Flag[I] = 2
ENDDO

```
FOR I:= 1 TO 34 DO
  IF BSect15.BtableA.Brow[I].SCHOOL = 3 THEN
    IF BSect15.BtableA.Brow[I].Item = 3 THEN
      LP15a3_Flag[3] := 1
    END
  END
END DO
```

Array:

Number of Elements: 9

Instrument SAS Name: LP15a3_Flag

Field

LP15a4_Flag
LP15a4_Flag

Description: Nursery school or preschool

Form Pane Label:

SAS Name:

Tag Name:

Inherited Universe:

Universe: Sectcomp[15] = "Yes"

Universe Description:

Question Text:

Type: Enumerated

Length: 1

Answer List: TYesNo

Value:	Mnemonic:	Description:
1	Yes	Yes
2	No	No

- Don't Know
- Refuse
- Empty

- On Input
- On Output

Store Instructions: FOR I: = 1-9
 LP15a4_Flag[I] = 2
ENDDO

```
FOR I:= 1 TO 34 DO
  IF BSect15.BtableA.Brow[I].SCHOOL = 4 THEN
    IF BSect15.BtableA.Brow[I].Item = 3 THEN
      LP15a4_Flag[3] := 1
    END
  END
END DO
```

Array:

Number of Elements: 9

Instrument SAS Name: LP15a4_Flag

Field

LP15a5_Flag
LP15a5_Flag

Description: Vocational or Technical

Form Pane Label:

SAS Name:

Tag Name:

Inherited Universe:

Universe: Sectcomp[15] = "Yes"

Universe Description:

Question Text:

Type: Enumerated

Length: 1

Answer List: TYesNo

Value:	Mnemonic:	Description:
1	Yes	Yes
2	No	No

- Don't Know
- Refuse
- Empty

- On Input
- On Output

Store Instructions: FOR I:= 1-9
 LP15a5_Flag[I] = 2
ENDDO

```
FOR I:= 1 TO 34 DO
  IF BSect15.BtableA.Brow[I].SCHOOL = 5 THEN
    IF BSect15.BtableA.Brow[I].Item = 3 THEN
      LP15a5_Flag[3] := 1
    ELSEIF BSect15.BtableA.Brow[I].Item = 10 THEN
      LP15a5_Flag[9] := 1
    END
  END
END DO
```

Array:

Number of Elements: 9

Instrument SAS Name: LP15a5_Flag

Block

BSECTION16
BSECTION16

Description: Subscriptions, Memberships, Books, and Entertainment Expenses

Tab Name: S16

Fly Over Name: Section 16 - Subscriptions

Universe Type: If

Inherited Universe:

Universe: (BFront.START <> 3-5) AND BCeintro.CE_INTRO = 1

Universe Description: All

Array:

- Block Instructions:**
1. Section Label: Section 16 - Subscriptions, Memberships, Books and Entertainment
 2. This section is a laundry list. Follow the laundry list standards. (See the attachment on the field Laundry_List_Standards.)
 3. Pre-chart
 - o Follow pre-chart standards. (See attachment on the field Prechart_Standards.)
 - o See the attachment on the variable Input_Setup_Specifications for specific prechart information

SUB_INTRO

SUB_INTRO

Field

Description: S16 Introduction

Form Pane Label: Introduction

SAS Name:

Tag Name: SUB_INTRO

Inherited Universe:

Universe:

Universe Description: All

Question Text: Now I am going to ask about expenses for subscriptions, memberships, books, and entertainment. Please remember to include any payments you made online or had automatically deducted. Also, include any shipping and handling charges with the cost of any item that was shipped.

Description Month Amount
(SUBDESC) (SUBMO) (SUBEXPX)

Type: Enumerated

Length: 1

Answer List: TContinue

Value:	Mnemonic:	Description:
1	Continue	Enter 1 to Continue

- Don't Know
- Refuse
- Empty

- On Input
- On Output

Array:

Skip Instructions: Goto BTableA.Brow.ITEM

Instrument SAS Name: SUB_INTRO

Destination Data Set: ESUB

Block

BTABLEA
BTABLEA

Description: Subscriptions and Memberships

Tab Name:

Fly Over Name:

Universe Type: If

Inherited Universe:

Universe:

Universe Description: ALL

Array:

Block Instructions: MAX # OF GRID LINES : 40

BROW
BTABLEA.BROW

Block

Description:

Tab Name:
Fly Over Name:
Universe Type: While

Inherited Universe:

Universe: (ITEM(previous row) <> 99) AND (ROW # < 41)

Universe Description:

Array:

Block Instructions:

Field

ITEM
BTABLEA.BROW.ITEM

Description:

Form Pane Label: Item

SAS Name:

Tag Name: SUB_ITEM

Inherited Universe:

Universe: SUB_INTRO = 1

Universe Description:

Help Screen: H_S16

Question Text: SCREEN 1 -----

 39 ? [F1]

Since the first of ^REF_MONTH have ^YOU_ANYMEM had any membership costs or other expenses related to any of the following? Do not include contributions to or membership in religious, professional, business, or other tax deductible organizations.

- * Read each item on list.

SCREEN 2 -----

 39 ? [F1]

Since the first of ^REF_MONTH, have ^YOU_ANYMEM purchased any of the following items for your household or for someone outside your household?

- * Read each item on list

SCREEN 3 -----

 40 ? [F1]

Have you purchased any -

- * Read each item on list
- * Report blank tapes, CDs, and DVDs in Section 6B under item code 11

Fills: REF_MONTH

Instructions: Set REF_MONTH = 3 months before the interview.
 Calculated by taking the INTPER from record type 10 to come up with the base month to start from.

Fills: YOU_ANYMEM

Instructions: IF NUMHOUSE = 1 then fill "you"
 ELSE fill "you or any members of your household"

Type: Enumerated

Length: 3

Answer List: TSEC16Items

Value:	Mnemonic:	Description:
1	Country_Club	Golf courses or country clubs
2	Health_Clubs	Health clubs, fitness centers, swimming pools, weight loss centers, or other sports or recreational organizations
3	Sports_Fees	Fees for participating in sports such as golf, bowling, biking, hockey, football, or swimming
4	Bike_sharing	Fees for bike, electric scooter, or moped sharing or rental
5	Vacation_Clubs	Vacation clubs
6	Social_Org	Civic, service, fraternal, or other social organizations
7	Credit_Card_Fees	Credit card membership fees
8	Shopping_Clubs	Shopping club memberships including warehouse clubs like Sam's Club and discount memberships like Amazon Prime
9	Dating_Services	Direct or online dating services
10	Tickets_Sports	Single or season tickets to spectator sports events such as football, baseball, hockey racing, or track events
11	Tickets_Plays	Single or season tickets to plays, operas, or concerts
12	Tickets_Movies	Movie tickets
13	Tickets_Parks	Tickets to parks or museums
14	Newspaper_Single	Single copies of newspapers, magazines, or periodicals, including digital
15	Newspaper_Sub	Subscriptions to newspapers, magazines, or periodicals, including digital
16	Books_Other	Books, digital books, or book subscriptions. Do not include school books or reference books.
17	Photo_Printing	Photo printing or processing
18	Film	Photographic film or disposable cameras
19	CDs	Purchased music files, CDs, or records
20	Radio_Serv	Sirius or XM satellite radio service
21	Music_Sub	Subscription music services such as Spotify or Pandora

22	DVDs_Purchased	Purchased video files, Blu-Ray discs, or DVDs
23	DVDs_Rented	Rented video files or DVDs or streaming video subscriptions
24	Vid_Games_Pur	Purchased video games, not including computer games
25	Vid_Games_Ren	Rented video games
26	Cellphone_Apps	Applications, games, or ringtones for a cellphone or mobile device not already reported
27	Online_Games	Online games or other internet entertainment sites
95	NoMore95	Continue list
99	NoMore99	None/No more entries
888	DeleteLine	Delete the line

- Don't Know
- Refuse
- Empty

- On Input
- On Output

Store Instructions: Assign a code to S17CODEA:

- IF ITEM = 1, store 800 in S16CODEA
- IF ITEM = 2, store 830 in S16CODEA
- IF ITEM = 3, store 610 in S16CODEA
- IF ITEM = 4, store 620 in S16CODEA
- IF ITEM = 5, store 950 in S16CODEA
- IF ITEM = 6, store 810 in S16CODEA
- IF ITEM = 7, store 820 in S16CODEA
- IF ITEM = 8, store 840 in S16CODEA
- IF ITEM = 9, store 930 in S16CODEA
- IF ITEM = 10, store 600 in S16CODEA
- IF ITEM = 11, store 500 in S16CODEA
- IF ITEM = 12, store 520 in S16CODEA
- IF ITEM = 13, store 530 in S16CODEA
- IF ITEM = 14, store 160 in S16CODEA
- IF ITEM = 15, store 150 in S16CODEA
- IF ITEM = 16, store 210 in S16CODEA
- IF ITEM = 17, store 310 in S16CODEA
- IF ITEM = 18, store 300 in S16CODEA
- IF ITEM = 19, store 320 in S16CODEA
- IF ITEM = 20, store 700 in S16CODEA
- IF ITEM = 21, store 330 in S16CODEA
- IF ITEM = 22, store 340 in S16CODEA
- IF ITEM = 23, store 355 in S16CODEA
- IF ITEM = 24, store 370 in S16CODEA
- IF ITEM = 25, store 380 in S16CODEA
- IF ITEM = 26, store 400 in S16CODEA
- IF ITEM = 27, store 410 in S16CODEA

Array:

Special Instructions: 1. Answer list options should be in bold black except 95, 99 and 888, they should be regular black
(Once an item has been selected, the answer list option color should be changed to regular blue.)

2. Prefill the PREFIL and DESCRIPTION field with the following descriptions. Gray out the PREFIL field.

- IF ITEM = 1, pre-fill "Golf courses/country clubs"
- IF ITEM = 2, pre-fill "Health/fitness/recreation clubs"
- IF ITEM = 3, pre-fill "Fees for sports participation"
- IF ITEM = 4, pre-fill "Fees for bike-sharing"
- IF ITEM = 5, pre-fill "Vacation clubs"
- IF ITEM = 6, pre-fill "Civic/service/fraternal/social org"
- IF ITEM = 7, pre-fill "Credit Card membership fees"
- IF ITEM = 8, pre-fill "Shopping club/discount memberships"
- IF ITEM = 9, pre-fill "Dating services"
- IF ITEM = 10, pre-fill "Tickets to sports events"
- IF ITEM = 11, pre-fill "Tickets to live entertainment"
- IF ITEM = 12, pre-fill "Movie tickets"
- IF ITEM = 13, pre-fill "Tickets to parks/museums"
- IF ITEM = 14, pre-fill "Single copies newspapers/magazines"
- IF ITEM = 15, pre-fill "Subscriptions newspapers/magazines"
- IF ITEM = 16, pre-fill "Books/digital books"
- IF ITEM = 17, pre-fill "Photo printing/processing"
- IF ITEM = 18, pre-fill "Film/disposable cameras"
- IF ITEM = 19, pre-fill "Purchased music"
- IF ITEM = 20, pre-fill "Sirius/XM Radio"
- IF ITEM = 21, pre-fill "Subscriptions music service"
- IF ITEM = 22, pre-fill "Purchased video files/discs"
- IF ITEM = 23, pre-fill "Rented/streaming video"
- IF ITEM = 24, pre-fill "Purchased video games"
- IF ITEM = 25, pre-fill "Rented video games"
- IF ITEM = 26, pre-fill "Apps/games/ringtones mobile device"
- IF ITEM = 27, pre-fill "Online games/internet entertainment"

3. For Screen 1, display Answer list options 1-9, 95, 888
For Screen 2, display Answer list options 10-16, 95, 888
For Screen 3, display Answer list options 17-27, 99, 888

4. IF ITEM = 888 then "SHOW" the fields in the row

Skip Instructions: 1-27: IF ITEM ne Item2Shadow then goto CK_ITEM
ELSE goto DESCRIPTION

95: Goto next row

99: Goto S16_END

888: IF no more grid lines goto S16_END
ELSE goto ITEM - next line of grid

Instrument SAS Name: SUB_ITEM

Destination Data Set: ESUB

CK_ITEM
BTABLEA.BROW.CK_ITEM

Check

Description: After a row is completed, the user has backed up and changed the item number to another valid item number

Inherited Universe:

Universe: ITEM was changed to another valid item number

Universe Description: After a row is completed, the user has backed up and changed the item number to another valid item number

Text: ♦ [Press "S" to change this item code and enter new data](#)

[Press ENTER to re-enter the original item code: ^OldItem](#)

Check Instructions: IF SUPPRESSED then set all fields in this block to EMPTY

Type: Soft

Skip Instructions: Go back to ITEM

Fills: OldItem

Instructions: **Fill the previous entry in ITEM for this row.**

Field

PreFill
BTABLEA.BROW.PreFill

Description: Description - SHOW ONLY Field

Form Pane Label: Subscriptions, Memberships, Books and Entertainment

SAS Name:

Tag Name:

Inherited Universe:

Universe:

Universe Description:

Question Text: ** SHOW ONLY **

Type: String

Length: 30

- Don't Know
- Refuse
- Empty

- On Input
- On Output

Store Instructions: Set Up Prefill with ITEM's answer list description.

Array:

DESCRIPTION

Field

BTABLEA.BROW.DESCRPTION

Description: Name

Form Pane Label: Description

SAS Name: SUBDESC

Tag Name: SUBDESC

Inherited Universe:

Universe: ITEM = 1 - 27

Universe Description: All, except ITEM = 95, 99 or 888

Question Text: ^NAMEOFSUB_fill

[^ASKIFNOT_fill](#)

Description	Month	Amount
(SUBDESC)	(SUBMO)	(SUBEXPX)

Fills: NAMEOFSUB_fill

Instructions: If ITEM = 1, 2, 4-9, then fill "What is the name of the ^SUBDESC_FILL?"
Else, leave blank

Fills: SUBDESC_FILL

Instructions:

- IF ITEM = 1 then fill "golf course or country club"
- IF ITEM = 2 then fill "health, fitness or recreation club"
- IF ITEM = 3 then fill "fee for sports participation"
- IF ITEM = 4 then fill "bike, scooter, or moped -sharing or rental company"
- IF ITEM = 5 then fill "vacation club"
- IF ITEM = 6 then fill "civic, service, fraternal or social organization"
- IF ITEM = 7 then fill "credit card membership fee"
- IF ITEM = 8 then fill "shopping club or discount membership"
- IF ITEM = 9 then fill "dating service"
- IF ITEM = 10 then fill "ticket to sports events"
- IF ITEM = 11 then fill "ticket to live entertainment"
- IF ITEM = 12 then fill "ticket to movies, parks or museums"
- IF ITEM = 13 then fill "single copy newspapers or magazines"
- IF ITEM = 14 then fill "subscription newspapers or magazines"
- IF ITEM = 15 then fill "book from book club"
- IF ITEM = 16 then fill "book or digital book"
- IF ITEM = 17 then fill "film or disposable camera"
- IF ITEM = 18 then fill "photo printing or processing"

IF ITEM = 19 then fill "purchased music"
IF ITEM = 20 then fill "subscription music service"
IF ITEM = 21 then fill "purchased video file or disc"
IF ITEM = 22 then fill "rented video file or disc"
IF ITEM = 23 then fill "streaming video subscription"
IF ITEM = 24 then fill "purchased video game"
IF ITEM = 25 then fill "rented video game"
IF ITEM = 26 then fill "app, game or ringtone mobile device"
IF ITEM = 27 then fill "online game or internet entertainment"

Fills: ASKIFNOT_fill

Instructions: If ITEM = 3, 10-27, then fill ' * [Ask if not apparent: Describe the item.](#)
Else leave blank

Type: String
Length: 30

Don't Know
 Refuse
 Empty

On Input
 On Output

Array:

Skip Instructions: Goto WHO

Instrument SAS Name: SUBDESC

Destination Data Set: ESUB

WHO

Field

BTABLEA.BROW.WHO

Description: Purchased for someone inside or outside your CU

Form Pane Label: Who

SAS Name: S16GFTCA

Tag Name: S16GFTCA

Inherited Universe:

Universe: DESCRIPTION = ENTRY

Universe Description: All, except ITEM = 95, 99 or 888

Question Text: Was this purchase for your household or someone outside your household?

Description Month Amount
(SUBDESC) (SUBMO) (SUBEXPX)

Type: Enumerated

Length: 1

Answer List: TS16GFTCA

Value:	Mnemonic:	Description:
1	Purchased_FOR_OR	For household
2	Purchased_FOR_NOT_OR	Someone outside your household

- Don't Know
- Refuse
- Empty

- On Input
- On Output

Array:

Skip Instructions: Goto MONTH

Instrument SAS Name: S16GFTCA

Destination Data Set: ESUB

Field

MONTH
BTABLEA.BROW.MONTH

Description: Month expense was incurred

Form Pane Label: Month

SAS Name: SUBMO

Tag Name: SUBMO

Inherited Universe:

Universe: WHO = 1, 2, DK or RF

Universe Description: All, except ITEM = 95, 99 or 888

Question Text: In what month did you have this expense?

^S16_TmpFillinstr

<u>Description</u>	<u>Month</u>	<u>Amount</u>
(SUBDESC)	(SUBMO)	(SUBEXPX)

Fills: S16_TmpFillinstr

Instructions: IF ITEM = 1-2, 4, 9, 16, 20, 21, 23, 25, pre-fill

" ♦ Enter 13 for same amount each month of the reference period"

ELSE leave blank

Type: Enumerated

Length: 2

Answer List: TMONTH_S16

Value:	Mnemonic:	Description:
1	Jan	January
2	Feb	February
3	Mar	March
4	Apr	April
5	May	May
6	Jun	June
7	Jul	July
8	Aug	August

9	Sep	September
10	Oct	October
11	Nov	November
12	Dec	December
13	Option	^S16_13Option

- Don't Know
- Refuse
- Empty

- On Input
- On Output

Array:

Skip Instructions: REF_MONTH - CUR_MONTH: Goto AMOUNT

13: IF ITEM = 3, 5-8, 10-15, 17-19, 22, 24, 26, or 27 then
 goto CK_MONTH
 ELSE goto AMOUNT

DK, RF: go to AMOUNT

Instrument SAS Name: SUBMO

Destination Data Set: ESUB

Check

CK_MONTH
BTABLEA.BROW.CK_MONTH

Description: Option 13 selected

Inherited Universe:

Universe: MONTH = 13 AND (ITEM = 3, 5-8, 10-15, 17-19, 22, 24, 26, or 27)

Universe Description:

Text: ✦ [Input invalid. Value not in range.](#)

[Please verify.](#)

Check Instructions:

Type: Hard

Skip Instructions: Go back to MONTH

AMOUNT

Field

BTABLEA.BROW.AMOUNT

Description: Total Expense

Form Pane Label: Amount

SAS Name: SUBEXPX

Tag Name: SUBEXPX

Inherited Universe:

Universe: MONTH = 1-12, DK or RF

Universe Description: All, except ITEM = 95, 99 or 888

Question Text: ^SUBEXPX_fill ^SHIPHANDL

[^Ticket servfee](#)

<u>Description</u>	<u>Month</u>	<u>Amount</u>
(SUBDESC)	(SUBMO)	(SUBEXPX)

Fills: SUBEXPX_fill

Instructions: IF MONTH = 1-12, DK, or RF, fill "What was the total amount of this expense?"
ELSE fill "What is ^YR_YRCUS monthly expense?"

Fills: YR_YRCUS

Instructions: IF NUMHOUSE = 1 then fill "your"
ELSE fill "your household's"

Fills: SHIPHANDL

Instructions: IF ITEM = 10-11, 14-17, 19, 22, 24, fill "(Include shipping and handling fees.)"

Fills: Ticket servfee

Instructions: IF ITEM = 10-13, fill " * [Include ticket/admission service fees and surcharges.](#)"

Type: Integer

Length: 7

Min: 0

Max: 999999

Don't Know

Refuse
 Empty

On Input
 On Output

Array:

Skip Instructions: If (ITEM = 1 or 2 and AMOUNT lt 5 or gt 1060) OR
(ITEM = 3 and AMOUNT lt 6 or gt 750) OR
(ITEM = 4 and AMOUNT lt 6 or gt 750) OR
(ITEM = 5 and AMOUNT lt 800 or gt 10,000) OR
(ITEM = 6 and AMOUNT lt 5 or gt 300) OR
(ITEM = 7 and AMOUNT lt 5 or gt 300) OR
(ITEM = 8 and AMOUNT lt 5 or gt 300) OR
(ITEM = 9 and AMOUNT lt 5 or gt 1200) OR
(ITEM = 10 and AMOUNT lt 5 or gt 2500) OR
(ITEM = 11 and AMOUNT lt 5 or gt 720) OR
(ITEM = 12 and AMOUNT lt 1 or gt 100) OR
(ITEM = 13 and AMOUNT lt 5 or gt 320) OR
(ITEM = 14 and AMOUNT lt 5 or gt 250) OR
(ITEM = 15 and AMOUNT lt 7 or gt 145) OR
(ITEM = 16 and AMOUNT lt 5 or gt 300) OR
(ITEM = 17 and AMOUNT lt 5 or gt 150) OR
(ITEM = 18 and AMOUNT lt 5 or gt 100) OR
(ITEM = 19 and AMOUNT lt 1 or gt 250) OR
(ITEM = 20 and AMOUNT lt 5 or gt 500) OR
(ITEM = 21 and AMOUNT lt 1 or gt 100) OR
(ITEM = 22 and AMOUNT lt 1 or gt 209) OR
(ITEM = 23 and AMOUNT lt 1 or gt 150) OR
(ITEM = 24 and AMOUNT lt 8 or gt 200) OR
(ITEM = 25 and AMOUNT lt 8 or gt 390) OR
(ITEM = 26 and AMOUNT lt 1 or gt 30) OR
(ITEM = 27 and AMOUNT lt 1 or gt 50) then goto ERR1_AMOUNT

ELSEIF ITEMCODEOUT and the entry in AMOUNT for this record
are equal to any records data on the pre-chart/Input
then goto ERR_DUP

ELSEIF ITEM = 19, 22, 23, or 26, goto C

ELSEIF (ITEM = 1, 2, 5, 6, or 8) AND (RT10.POPGRP = 13 or
14) then goto SUBPURCH

ELSEIF ((ITEM = 3, 7, 10-16) and (RT10.POPGRP = 13 or 14)) OR
((ITEM = 17 or 18) and (RT10.POPGRP = 5, 6, 05 or
06)) OR (ITEM = 24 and (RT10.POPGRP = 1, 2, 01 or

02)) OR (ITEM = 4, 20, or 25 and (RT10.POPGRP = 11 or 12))
then goto SUBSTORE

ELSE goto MORE

Instrument SAS Name: SUBEXPX

Destination Data Set: ESUB

Check

ERR1_AMOUNT
BTABLEA.BROW.ERR1_AMOUNT

Description: Out of Range Check

Inherited Universe:

Universe: [(ITEM = 1 or 2 and AMOUNT lt 5 or gt 1060) OR
(ITEM = 3 and AMOUNT lt 6 or gt 750) OR
(ITEM = 4 and AMOUNT lt 6 or gt 750) OR
(ITEM = 5 and AMOUNT lt 800 or gt 10,000) OR
(ITEM = 6 and AMOUNT lt 5 or gt 300) OR
(ITEM = 7 and AMOUNT lt 5 or gt 300) OR
(ITEM = 8 and AMOUNT lt 5 or gt 300) OR
(ITEM = 9 and AMOUNT lt 5 or gt 1200) OR
(ITEM = 10 and AMOUNT lt 5 or gt 2500) OR
(ITEM = 11 and AMOUNT lt 5 or gt 720) OR
(ITEM = 12 and AMOUNT lt 1 or gt 100) OR
(ITEM = 13 and AMOUNT lt 5 or gt 320) OR
(ITEM = 14 and AMOUNT lt 5 or gt 250) OR
(ITEM = 15 and AMOUNT lt 7 or gt 145) OR
(ITEM = 16 and AMOUNT lt 5 or gt 300) OR
(ITEM = 17 and AMOUNT lt 5 or gt 150) OR
(ITEM = 18 and AMOUNT lt 5 or gt 100) OR
(ITEM = 19 and AMOUNT lt 1 or gt 250) OR
(ITEM = 20 and AMOUNT lt 5 or gt 500) OR
(ITEM = 21 and AMOUNT lt 1 or gt 100) OR
(ITEM = 22 and AMOUNT lt 1 or gt 209) OR
(ITEM = 23 and AMOUNT lt 1 or gt 150) OR
(ITEM = 24 and AMOUNT lt 8 or gt 200) OR
(ITEM = 25 and AMOUNT lt 8 or gt 390) OR
(ITEM = 26 and AMOUNT lt 1 or gt 30) OR
(ITEM = 27 and AMOUNT lt 1 or gt 50)] AND
AMOUNT <> DK AND AMOUNT <> RF

Universe Description:

Text: * THE VALUE ENTERED IS UNUSUALLY HIGH OR LOW

PLEASE VERIFY AND IF CORRECT, ENTER ITEM LEVEL NOTE

Check Instructions: IF suppressed then set SUBEXPX_ = A1

Type: Soft

Skip Instructions: Suppress: IF ITEM = 19, 22, 23 or 26 goto C

```
ELSEIF (ITEM = 1, 2, 5, 6 or 8) AND (RT10.POPGRP  
    = 13 or 14) then goto SUBPURCH  
ELSEIF ((ITEM = 3, 7, 10-16) and (RT10.POPGRP =  
    13 or 14)) OR ((ITEM = 17 or 18) and  
    (RT10.POPGRP = 5, 6, 05 or 06)) OR  
    (ITEM = 24 and (RT10.POPGRP = 1, 2, 01 or 02)) OR  
    (ITEM = 4, 20, or 25 and (RT10.POPGRP = 11 or 12)) then  
    goto SUBSTORE  
ELSE goto MORE
```

All others, go back to AMOUNT

Check

ERR_DUP
BTABLEA.BROW.ERR_DUP

Description: Check for Possible Duplicate Reporting

Inherited Universe:

Universe: ITEMCODEOUT and the entry in AMOUNT for this record are equal to any records data on the pre-chart/Input

Universe Description: This records itemcode and amounts are the same as one of the records on the pre-chart

Text: ♦ This item appears to be the same as one reported last interview.

Please verify to avoid duplicate reporting.
If this is a duplicate item, enter 888 to delete the line.

Check Instructions:

Type: Soft

Skip Instructions: Suppress: IF ITEM = 19, 22, 23 or 26 then goto C
ELSEIF (ITEM = 1, 2, 5, 6 or 8) AND (RT10.POPGRP = 13 or 14) then goto SUBPURCH
ELSEIF ((ITEM = 3, 7, 10-16) and (RT10.POPGRP = 13 or 14)) OR ((ITEM = 17 or 18) and (RT10.POPGRP = 5, 6, 05 or 06)) OR (ITEM = 24 and (RT10.POPGRP = 1, 2, 01 or 02)) OR (ITEM = 4, 20, 25 and (RT10.POPGRP = 11 or 12)) then goto SUBSTORE
ELSE goto MORE

All others, go back to AMOUNT

C

Field

BTABLEA.BROW.C

Description: Combined Expense

Form Pane Label: C

SAS Name:

Tag Name: S16ACM_S

Inherited Universe:

Universe: ITEM = 19, 22, 23 or 26

Universe Description:

Question Text: * Enter a 'C' for a combined expense.

<u>Description</u>	<u>Month</u>	<u>Amount</u>
(SUBDESC)	(SUBMO)	(SUBEXPX)

Type: String

Length: 1

- Don't Know
- Refuse
- Empty

- On Input
- On Output

Array:

Skip Instructions: C: Goto COMBCODE

```
EMPTY: IF (ITEM = 19, 22 or 23) AND (RT10.POPGRP = 11 or  
12) OR (ITEM = 26 and (RT10.POPGRP = 7, 8, 07 or  
08))then goto SUBSTORE  
ELSE goto MORE
```

If anything other than a 'C' or the Enter key is entered goto CK_C

Instrument SAS Name: S16ACM_S

Destination Data Set: ESUB

Check

CK_C
BTABLEA.BROW.CK_C

Description:

Inherited Universe:

Universe: C = Anything other than a 'C' or EMPTY

Universe Description:

Text: * [Not a Valid Entry](#)

Check Instructions:

Type: Hard

Skip Instructions: Go back to C

COMBCODE

Field

BTABLEA.BROW.COMBCODE

Description: Combined Expense

Form Pane Label: Combined codes

SAS Name:

Tag Name: S16CMB

Inherited Universe:

Universe: C = C

Universe Description:

Help Screen: H_S16CMB

Question Text: 40 ? [F1]

What other expense is the ^S16CMB_fill combined with?

◆ Enter all that apply, separate with commas.

<u>Description</u>	<u>Month</u>	<u>Amount</u>
(SUBDESC)	(SUBMO)	(SUBEXPX)

Fills: S16CMB_fill

Instructions: IF ITEM = 19 then fill "music files or discs"

IF ITEM = 22 then fill "videos or discs"

IF ITEM = 23 then fill "streaming or rented videos"

IF ITEM = 26 then fill "apps, games, or ringtones"

Type: Set

Max Number of Values: 4

Length: 2

Answer List: TSEC16CC

Value:	Mnemonic:	Description:
19	CDs	Purchased music files, CDs, or records
22	DVDs_Purchased	Purchased video files, Blu-Ray discs, or DVDs
23	DVDs_Rented	Rented video files or DVDs or streaming video subscriptions
26	Cellphone_Apps	Applications, games, or ringtones for a cellphone or mobile device not already reported

- Don't Know
- Refuse
- Empty

- On Input
- On Output

Store Instructions: For each item selected in COMBCODE, store the appropriate item code in S16CODE1- S16CODE4.
(The first entry in COMBCODE should be recoded and stored in S16CODE1, the 2nd entry in S16CODE2, etc.)

Recode as follows:

- IF 19 then store 320 in S16CODE
- IF 22 then store 340 in S16CODE
- IF 23 then store 355 in S16CODE
- IF 26 then store 400 in S16CODE

Array:

Skip Instructions: IF (ITEM = 19, 22 or 23) AND (RT10.POPGRP = 11 or 12) OR
(ITEM = 26 and (RT10.POPGRP = 7, 8, 07 or 08)) then
goto SUBSTORE

ELSE goto MORE

Instrument SAS Name: S16CMB

Destination Data Set: ESUB

SUBSTORE

Field

BTABLEA.BROW.SUBSTORE

Description: Where Music/Videos Purchased

Form Pane Label: Store

SAS Name: SUBSTORE

Tag Name: SUBSTORE

Inherited Universe:

Universe: ((ITEM = 4, 19, 20, 22, 23 or 25) AND (RT10.POPGRP = 11 or 12)) OR
((ITEM = 3, 7 or 10-16) and (RT10.POPGRP = 13 or 14)) OR
((ITEM = 17 or 18) and (RT10.POPGRP = , 5, 6, 05 or 06)) OR
(ITEM = 24 and (RT10.POPGRP = 1, 2, 01 or 02)) OR
(ITEM = 26 and (RT10.POPGRP = 7, 8, 07 or 08))

Universe Description:

Question Text: What is the name of the ^SUBSTORE_Desc?

◆ Enter store, website, or company name

Fills: SUBSTORE_Desc

Instructions: IF ITEM = 3 then fill "business that manages this organization or event"

ELSEIF ITEM = 7 then fill "credit card company"

ELSEIF ITEM = 10 then fill "stadium, arena, or sporting venue"

ELSEIF ITEM = 11 then fill "theatre, opera house, or concert venue"

ELSEIF ITEM = 12 then fill "movie theater or cinema"

ELSEIF ITEM = 13 then fill "park or museum"

ELSEIF ITEM = 4, 14-20, 22-26 then fill "business where you had this expense"

Type: String

Length: 45

Don't Know

Refuse

Empty

On Input

On Output

Array:

Special Instructions: If UPPERCASE ENTRY contains ".COM" then set SUBPURCH = 1 and "keep" and "show"

Skip Instructions: IF uppercase entry = "GROUPON" or "GROUPON.COM" then goto ERR_GROUPON

ELSEIF UPPERCASE ENTRY contains ".COM", then goto MORE

ELSEIF (ENTRY = DK or RF) OR ITEM = 7 then goto MORE

ELSEIF ITEM = 10-13 then goto SUBLOC

ELSE goto SUBPURCH

Instrument SAS Name: SUBSTORE

Destination Data Set: ESUB

ERR_GROUPON

Check

BTABLEA.BROW.ERR_GROUPON

Description: Groupon Check

Inherited Universe:

Universe: Uppercase entry in SUBSTORE = "GROUPON" or "GROUPON.COM"

Universe Description:

Text: * ENTER THE STORE OR COMPANY THAT THE GROUPON IS FOR.

DO NOT ENTER "GROUPON"

Check Instructions:

Type: Soft

Skip Instructions: Suppress: IF UPPERCASE entry in SUBSTORE contains ".COM"
then goto MORE
ELSEIF ITEM = 10-13 then goto SUBLOC
ELSEIF ITEM = 7 then goto MORE
ELSE goto SUBPURCH

All others, go back to SUBSTORE

Field

SUBPURCH
BTABLEA.BROW.SUBPURCH

Description: Purchased Online or in person

Form Pane Label: Online

SAS Name: SUBPURCH

Tag Name: SUBPURCH

Inherited Universe:

Universe: [(UPPERCASE entry in SUBSTORE does NOT contain ".COM") AND (SUBSTORE = RESPONSE) AND (ITEM = 3, 4, 14-20 or 22-26)] OR [(ITEM = 1, 2, 5, 6 or 8) AND (RT10.POPGRP = 13 or 14)]

Universe Description:

Question Text: Was this paid for -

Type: Enumerated

Length: 1

Answer List: Tonline

Value:	Mnemonic:	Description:
1	Online	Online?
2	InPerson	In person?
3	MailTel	By mail or telephone order?
4	Other	Other

Don't Know

Refuse

Empty

On Input

On Output

Array:

Special Instructions: Answer list descriptions for options 1-3 should be bold black

Skip Instructions: 1,3,4,DK,RF: Goto MORE

2: Goto SUBLOC

Instrument SAS Name: SUBPURCH

Destination Data Set: ESUB

Field

SUBLOC
BTABLEA.BROW.SUBLOC

Description: Purchase location - City

Form Pane Label: Location - City

SAS Name: SUBLOC

Tag Name: SUBLOC

Inherited Universe:

Universe: (SUBPURCH = 2) OR

[(UPPERCASE entry in SUBSTORE does NOT contain ".COM") AND (SUBSTORE = RESPONSE) AND (ITEM = 10-13)]

Universe Description:

Question Text: In what city is ^SUBSTORE_fill located?

Fills: SUBSTORE_fill

Instructions: If ITEM = 1 then fill "the golf course or country club"

elseif ITEM = 2 then fill "the health, fitness, or recreational club"

elseif ITEM = 4 then fill "the bike, scooter, or moped -share or rental"

elseif ITEM = 5 then fill "the vacation club"

elseif ITEM = 6 then fill "the civic, service, fraternal, or social organization"

elseif ITEM = 8 then fill "the shopping club"

Else fill entry from SUBSTORE

Type: String

Length: 45

Don't Know

Refuse

Empty

On Input

On Output

Array:

Skip Instructions: Goto SUBLOCST

Instrument SAS Name: SUBLOC

Destination Data Set: ESUB

SUBLOCST

Field

BTABLEA.BROW.SUBLOCST

Description: Purchase location - State

Form Pane Label: State

SAS Name: SUBLOCST

Tag Name: SUBLOCST

Inherited Universe:

Universe: (SUBPURCH = 2) OR

[(UPPERCASE entry in SUBSTORE does NOT contain ".COM") AND (SUBSTORE = RESPONSE) AND (ITEM = 10-13)]

Universe Description:

Help Screen: H_DESTCODE

Question Text: ? [F1]

In what state is ^SUBSTORE_fill located?

◆ Enter the two character state abbreviation

Fills: SUBSTORE_fill

Instructions: If ITEM = 1 then fill "the golf course or country club"

elseif ITEM = 2 then fill "the health, fitness, or recreational club"

elseif ITEM = 4 then fill "the bike, scooter, or moped -share or rental"

elseif ITEM = 5 then fill "the vacation club"

elseif ITEM = 6 then fill "the civic, service, fraternal, or social organization"

elseif ITEM = 8 then fill "the shopping club"

Else fill entry from SUBSTORE

Type: String

Length: 2

Don't Know
 Refuse
 Empty

On Input
 On Output

Array:

Special Instructions: Use answer type TState - STRING[2], display width 4

Skip Instructions: IF entry is not a valid state abbreviation then
goto CK_SUBLOCST

ELSEIF ITEM = 10-13 then goto SUBTIC

ELSE goto MORE

Instrument SAS Name: SUBLOCST

Destination Data Set: ESUB

CK_SUBLOCST

Check

BTABLEA.BROW.CK_SUBLOCST

Description: Not a valid state abbreviation

Inherited Universe:

Universe: (Entry in SUBLOCST is not a valid state abbreviation) AND SUBLOCST <> DK AND SUBLOCST <> RF

Universe Description: State abbreviation entered is not valid

Text: * [Not a valid state abbreviation](#)

Check Instructions:

Type: Hard

Skip Instructions: Go back to SUBLOCST

Field

SUBTIC
BTABLEA.BROW.SUBTIC

Description: Purchased Direct or through third party

Form Pane Label: Direct

SAS Name: SUBTIC

Tag Name: SUBTIC

Inherited Universe:

Universe: (UPPERCASE entry in SUBSTORE does NOT contain ".COM") AND (SUBSTORE = RESPONSE) AND (ITEM = 10-13)

Universe Description:

Question Text: Were the tickets purchased directly from ^SUBSTORE_fill or through a third party?

Fills: SUBSTORE_fill

Instructions: If ITEM = 1 then fill "the golf course or country club"
elseif ITEM = 2 then fill "the health, fitness, or recreational club"
elseif ITEM = 4 then fill "the bike, scooter, or moped -share or rental"
elseif ITEM = 5 then fill "the vacation club"
elseif ITEM = 6 then fill "the civic, service, fraternal, or social organization"
elseif ITEM = 8 then fill "the shopping club"
Else fill entry from SUBSTORE

Type: Enumerated

Length: 1

Answer List: TDirectThird

Value:	Mnemonic:	Description:
1	Direct	Direct
2	Third	Third party

- Don't Know
- Refuse
- Empty

- On Input
- On Output

Array:

Skip Instructions: 1,DK,RF: Goto TCKPURCH

2: Goto TCKTCOMP

Instrument SAS Name: SUBTIC

Destination Data Set: ESUB

Field

TCKTCOMP
BTABLEA.BROW.TCKTCOMP

Description: Company Name

Form Pane Label: Comp Name

SAS Name: TCKTCOMP

Tag Name: TCKTCOMP

Inherited Universe:

Universe: SUBTIC = 2

Universe Description:

Question Text: What is the name of the company you used to purchase the tickets?

✦ Enter store, website, or company name

Type: String

Length: 45

Don't Know
 Refuse
 Empty

On Input
 On Output

Array:

Skip Instructions: Goto TCKPURCH

Instrument SAS Name: TCKTCOMP

Destination Data Set: ESUB

TCKPURCH

Field

BTABLEA.BROW.TCKPURCH

Description: Purchased Online or in person

Form Pane Label: Online

SAS Name:

Tag Name: TCKPURCH

Inherited Universe:

Universe: SUBTIC = 1, 2, DK or RF

Universe Description:

Question Text: Were the tickets paid for -

Type: Enumerated

Length: 1

Answer List: Tonline

Value:	Mnemonic:	Description:
1	Online	Online?
2	InPerson	In person?
3	MailTel	By mail or telephone order?
4	Other	Other

- Don't Know
- Refuse
- Empty

- On Input
- On Output

Array:

Special Instructions: Answer list descriptions for options 1-3 should be bold black

Skip Instructions: 1,3,4,DK,RF: Goto MORE

2: IF SUBTIC = 2 then goto TCKTLOC
ELSE goto MORE

Instrument SAS Name: TCKPURCH

Destination Data Set: ESUB

TCKTLOC

Field

BTABLEA.BROW.TCKTLOC

Description: Purchase location - City

Form Pane Label: Location - City

SAS Name: TCKTLOC

Tag Name: TCKTLOC

Inherited Universe:

Universe: TCKPURCH = 2 AND SUBTIC = 2

Universe Description: Purchased in person through a third party

Question Text: In what city is ^TCKTCOMP_fill located?

Fills: TCKTCOMP_fill

Instructions: IF TCKTCOMP = DK or RF then fill "this company"
ELSE fill entry from TCKTCOMP

Type: String

Length: 45

- Don't Know
- Refuse
- Empty

- On Input
- On Output

Array:

Skip Instructions: Goto TKTLOCST

Instrument SAS Name: TCKTLOC

Destination Data Set: ESUB

Field

TKTLOCST
BTABLEA.BROW.TKTLOCST

Description: Purchase location - State

Form Pane Label: State

SAS Name: TKTLOCST

Tag Name: TKTLOCST

Inherited Universe:

Universe: TCKPURCH = 2 AND SUBTIC = 2

Universe Description: Purchased in person through a third party

Help Screen: H_DESTCODE

Question Text: ? [F1]

In what state is ^TCKTCOMP_fill located?

✦ [Enter the two character state abbreviation](#)

Fills: TCKTCOMP_fill

Instructions: IF TCKTCOMP = DK or RF then fill "this company"
ELSE fill entry from TCKTCOMP

Type: String

Length: 2

Don't Know
 Refuse
 Empty

On Input
 On Output

Array:

Special Instructions: Use answer type TState - STRING[2], display width 4

Skip Instructions: IF entry is not a valid state abbreviation then
goto CK_TKTLOCST

ELSE goto MORE

Instrument SAS Name: TKTLOCST

Destination Data Set: ESUB

Check

CK_TKTLOCST
BTABLEA.BROW.CK_TKTLOCST

Description: Not a valid state abbreviation

Inherited Universe:

Universe: (Entry in TKTLOCST is not a valid state abbreviation) AND TKTLOCST <> DK AND TKTLOCST <> RF

Universe Description: State abbreviation entered is not valid

Text: * [Not a valid state abbreviation](#)

Check Instructions:

Type: Hard

Skip Instructions: Go back to TKTLOCST

MORE

Field

BTABLEA.BROW.MORE

Description:

Form Pane Label: Any more

SAS Name:

Tag Name: S16OTHR

Inherited Universe:

Universe: (AMOUNT = 0-999999, DK or RF) OR (C = Empty) OR
(COMBCODE = ENTRY)

Universe Description: All, except ITEM = 95, 99 or 888

Question Text: Did you ^PURCHASE_PAY any other ^S16OTHR?

<u>Description</u>	<u>Month</u>	<u>Amount</u>
(SUBDESC)	(SUBMO)	(SUBEXPX)

Fills: PURCHASE_PAY

Instructions: IF ITEM = 10-15, 18, 19, 22, 24, or 26, fill "purchase"
IF ITEM = 25, fill "pay for renting"
ELSE fill "pay for"

Fills: S16OTHR

Instructions: IF ITEM = 1, fill "golf courses or country clubs"
IF ITEM = 2, fill "health clubs, fitness centers, swimming pools, weight loss centers, or other sports or recreational organizations"
IF ITEM = 3, fill "fees for participating in sports"
IF ITEM = 4, fill "fees for bike, electric scooter, or moped -sharing or rental"
IF ITEM = 5, fill "vacation clubs"
IF ITEM = 6, fill "civic, service, fraternal, or other social organizations"
IF ITEM = 7, fill "credit card membership fees"
IF ITEM = 8, fill "shopping club membership fees or discount memberships"
IF ITEM = 9, fill "direct or online dating services"
IF ITEM = 10, fill "single or season tickets to spectator sports events"
IF ITEM = 11, fill "single or season tickets to plays, operas or concerts"
IF ITEM = 12, fill "movie tickets"
IF ITEM = 13, fill "tickets to parks, or museums"
IF ITEM = 14, fill "single copies of newspapers, magazines, or periodicals, including digital"
IF ITEM = 15, fill "subscriptions to newspapers, magazines, or periodicals, including digital"

- IF ITEM = 16, fill "books, digital books, or book subscriptions"
- IF ITEM = 17, fill "photo printing or processing"
- IF ITEM = 18, fill "photographic film or disposable cameras"
- IF ITEM = 19, fill "music files or discs"
- IF ITEM = 20, fill "Sirius or XM radio"
- IF ITEM = 21, fill "subscription music services"
- IF ITEM = 22, fill "video files or discs"
- IF ITEM = 23, fill "video streaming or rentals"
- IF ITEM = 24, fill "video games"
- IF ITEM = 25, fill "video games"
- IF ITEM = 26, fill "apps, games, or ringtones for a mobile device"
- IF ITEM = 27, fill "online games or other internet entertainment "

Type: Enumerated
Length: 1

Answer List: TYesNo

Value:	Mnemonic:	Description:
1	Yes	Yes
2	No	No

- Don't Know
- Refuse
- Empty

- On Input
- On Output

Store Instructions: 1. Set SUB_STAT and SUB_ORIG

IF MONTH = CUR_MONTH then set SUB_STAT = 2
ELSE set SUB_STAT = 1

IF ITEM = 888 then set SUB_ORIG = 3
ELSE set SUB_ORIG = 1

2. IF MORE = 1, 2, DK or RF then Set Item2Shadow = ITEM

Array:

Special Instructions: IF entry = 1 and row number ne 20, pre-fill ITEM, PREFIL, and DESCRIPTION fields for the next row with the same information as the current row.

Skip Instructions: 1: IF ROW number = 40 then goto ERR_MAX
ELSE goto ITEM, next line of grid

2,DK,RF: Goto ITEM, next line of grid

Instrument SAS Name: S16OTHR

Destination Data Set: ESUB

Check

ERR_MAX
BTABLEA.BROW.ERR_MAX

Description: Max Number of Rows Reached

Inherited Universe:

Universe: (S16OTHR = 1) AND (ROW number = 40)

Universe Description: Yes, there are more expenses, but there are no more empty rows in the grid

Text: ♦ [No more rows can be added](#)

Check Instructions:

Type: Hard

Skip Instructions: Go back to S16OTHR

S16_END

Field

BTABLEA.BROW.S16_END

Description: End Section 16

Form Pane Label:

SAS Name:

Tag Name:

Inherited Universe:

Universe: (ITEM = 99) OR (the grid is full)

Universe Description:

Question Text: ** Non Displayed **

Type: Classification

Length: 0

- Don't Know
- Refuse
- Empty

- On Input
- On Output

Array:

Special Instructions: Set section complete flag

IF (Any ITEM = 99) OR (ITEM = 95 or 888 for
row 40) OR (MORE = 1, 2, DK or RF for row 40)
then set Section Complete flag
(Store a 'Yes" in SECTCOMP(16))

Skip Instructions: Goto Section 17 - BSect17

Field

ITEMCODEOUT
BTABLEA.BROW.ITEMCODEOUT

Description: Item code

Form Pane Label:

SAS Name: S16CODEA

Tag Name:

Inherited Universe:

Universe:

Universe Description:

Question Text:

Type: Integer

Length: 3

Min: 100

Max: 999

- Don't Know
- Refuse
- Empty

- On Input
- On Output

Array:

Special Instructions: NOTE: See ITEM for how to set this field

Valid Values: 150, 160, 210, 300, 310, 320, 330, 340, 355, 370, 380, 400, 410, 500, 520, 530, 600, 610, 620, 700, 800, 810, 820, 830, 840, 930, 950

Instrument SAS Name: S16CODEA

Destination Data Set: ESUB

S16CODE1

Field

BTABLEA.BROW.S16CODE1

Description: Combined expense code

Form Pane Label:

SAS Name: S16CODE1

Tag Name:

Inherited Universe:

Universe:

Universe Description:

Question Text:

Type: String

Length: 3

- Don't Know
- Refuse
- Empty

- On Input
- On Output

Array:

Special Instructions: NOTE: See COMBCODE for how to set this field

Valid Values: 320, 340, 355, 400

Instrument SAS Name: S16CODE1

Destination Data Set: ESUB

Field

S16CODE2
BTABLEA.BROW.S16CODE2

Description: Combined expense code

Form Pane Label:

SAS Name: S16CODE2

Tag Name:

Inherited Universe:

Universe:

Universe Description:

Question Text:

Type: String

Length: 3

- Don't Know
- Refuse
- Empty

- On Input
- On Output

Array:

Special Instructions: NOTE: See COMBCODE for how to set this field

Valid Values: 320, 340, 355, 400

Instrument SAS Name: S16CODE2

Destination Data Set: ESUB

S16CODE3

Field

BTABLEA.BROW.S16CODE3

Description: Combined expense code

Form Pane Label:

SAS Name: S16CODE3

Tag Name:

Inherited Universe:

Universe:

Universe Description:

Question Text:

Type: String

Length: 3

- Don't Know
- Refuse
- Empty

- On Input
- On Output

Array:

Special Instructions: NOTE: See COMBCODE for how to set this field

Valid Values: 320, 340, 355, 400

Instrument SAS Name: S16CODE3

Destination Data Set: ESUB

Field

S16CODE4
BTABLEA.BROW.S16CODE4

Description: Combined expense code

Form Pane Label:

SAS Name: S16CODE4

Tag Name:

Inherited Universe:

Universe:

Universe Description:

Question Text:

Type: String

Length: 3

- Don't Know
- Refuse
- Empty

- On Input
- On Output

Array:

Special Instructions: NOTE: See COMBCODE for how to set this field

Valid Values: 320, 340, 355, 400

Instrument SAS Name: S16CODE4

Destination Data Set: ESUB

SUBEXPX_

Field

BTABLEA.BROW.SUBEXPX_

Description: Range edit flag for AMOUNT

Form Pane Label:

SAS Name: SUBEXPX_

Tag Name:

Inherited Universe:

Universe:

Universe Description:

Question Text:

Type: String

Length: 2

- Don't Know
- Refuse
- Empty

- On Input
- On Output

Array:

Special Instructions: NOTE: See ERR1_AMOUNT for how to set this field

Valid Values: A1 = Range edit failed
(ERR1 check was suppressed)

Blank = Range edit passed

Instrument SAS Name: SUBEXPX_

Destination Data Set: ESUB

Field

SUB_STAT
BTABLEA.BROW.SUB_STAT

Description: Record status

Form Pane Label:

SAS Name: REC_STAT

Tag Name:

Inherited Universe:

Universe:

Universe Description:

Question Text:

Type: String

Length: 1

- Don't Know
- Refuse
- Empty

- On Input
- On Output

Array:

Special Instructions: NOTE: See MORE for how to set this field

Valid Values: 1 = Active Record
2 = Current month Record
3 = Inactive Record

Instrument SAS Name: SUB_STAT

Destination Data Set: ESUB

SUB_ORIG

Field

BTABLEA.BROW.SUB_ORIG

Description: Record origin

Form Pane Label:

SAS Name: REC_ORIG

Tag Name:

Inherited Universe:

Universe:

Universe Description:

Question Text:

Type: String

Length: 1

- Don't Know
- Refuse
- Empty

- On Input
- On Output

Array:

Special Instructions: NOTE: See MORE for how to set this field

Valid Values: 1 = Data from current month interview

2 = Data reported in previous quarter

3 = Duplicate record

Instrument SAS Name: SUB_ORIG

Destination Data Set: ESUB

Field

LP16_Flag
LP16_Flag

Description: Flag for 20C - Extended Recall

Form Pane Label:

SAS Name:

Tag Name:

Inherited Universe:

Universe: SECTCOMP(16) = "Yes"

Universe Description:

Question Text:

Type: Enumerated

Length: 1

Answer List: TYesNo

Value:	Mnemonic:	Description:
1	Yes	Yes
2	No	No

- Don't Know
- Refuse
- Empty

- On Input
- On Output

Store Instructions: FOR I:= 1-27
LP16_Flag[I] = 2
ENDDO

```
FOR I:= 1 TO 40 DO
  IF BSection16.BtableA.BROW[I].Item = 1 THEN
    LP16_Flag[1] := 1
  ELSEIF BSection16.BtableA.BROW[I].Item = 2 THEN
    LP16_Flag[2] := 1
  ELSEIF BSection16.BtableA.BROW[I].Item = 3 THEN
    LP16_Flag[3] := 1
  ELSEIF BSection16.BtableA.BROW[I].Item = 4 THEN
    LP16_Flag[4] := 1
```

```
ELSEIF BSection16.BtableA.BROW[I].Item = 5 THEN
  LP16_Flag[5] := 1
ELSEIF BSection16.BtableA.BROW[I].Item = 6 THEN
  LP16_Flag[6] := 1
ELSEIF BSection16.BtableA.BROW[I].Item = 7 THEN
  LP16_Flag[7] := 1
ELSEIF BSection16.BtableA.BROW[I].Item = 8 THEN
  LP16_Flag[8] := Yes
ELSEIF BSection16.BtableA.BROW[I].Item = 10 THEN
  LP16_Flag[10] := 1
ELSEIF BSection16.BtableA.BROW[I].Item = 11 THEN
  LP16_Flag[11] := 1
ELSEIF BSection16.BtableA.BROW[I].Item = 12 THEN
  LP16_Flag[12] := 1
ELSEIF BSection16.BtableA.BROW[I].Item = 13 THEN
  LP16_Flag[13] := 1
ELSEIF BSection16.BtableA.BROW[I].Item = 14 THEN
  LP16_Flag[14] := 1
ELSEIF BSection16.BtableA.BROW[I].Item = 15 THEN
  LP16_Flag[15] := 1
ELSEIF BSection16.BtableA.BROW[I].Item = 16 THEN
  LP16_Flag[16] := 1
ELSEIF BSection16.BtableA.BROW[I].Item = 17 THEN
  LP16_Flag[17] := 1
ELSEIF BSection16.BtableA.BROW[I].Item = 18 THEN
  LP16_Flag[18] := 1
ELSEIF BSection16.BtableA.BROW[I].Item = 19 THEN
  LP16_Flag[19] := 1
ELSEIF BSection16.BtableA.BROW[I].Item = 20 THEN
  LP16_Flag[20] := 1
ELSEIF BSection16.BtableA.BROW[I].Item = 22 THEN
  LP16_Flag[22] := 1
ELSEIF BSection16.BtableA.BROW[I].Item = 23 THEN
  LP16_Flag[23] := 1
ELSEIF BSection16.BtableA.BROW[I].Item = 24 THEN
  LP16_Flag[24] := 1
ELSEIF BSection16.BtableA.BROW[I].Item = 25 THEN
  LP16_Flag[25] := 1
ELSEIF BSection16.BtableA.BROW[I].Item = 26 THEN
  LP16_Flag[26] := 1
ELSEIF BSection16.BtableA.BROW[I].Item = 27 THEN
  LP16_Flag[27] := 1
END DO
```

Array:

Number of Elements: 27

Instrument SAS Name: LP16_Flag

BSECT17

BSECT17

Block

Description: Trips and Vacations

Tab Name: S17

Fly Over Name: S17 - Trips

Universe Type: If

Inherited Universe:

Universe: (BFront.START <> 3-5) AND BCeintro.CE_INTRO = 1

Universe Description: All interviews

Array:

Block Instructions: Section Label: Section 17, Part A - Trips and Vacations

Field

ANYOUTSD
ANYOUTSD

Description: Any trips paid by others since 1st of reference month.

Form Pane Label: Paid by others

SAS Name: ANYOUTSD

Tag Name: ANYOUTSD

Inherited Universe:

Universe:

Universe Description: All

Question Text: Now I am going to ask about trips and vacations.
Since the first of ^REF_MONTH have ^YOU_ANYMEM taken any trips entirely paid for by anyone outside your household, such as a business, employer, or relative?

Fills: REF_MONTH

Instructions: Set REF_MONTH = 3 months before the interview.
Calculated by taking the INTPER from record type 10 to come up with the base month to start from.

Fills: YOU_ANYMEM

Instructions: IF NUMHOUSE = 1 then fill "you"
ELSE fill "you or any members of your household"

Type: Enumerated

Length: 1

Answer List: TYesNo

Value:	Mnemonic:	Description:
1	Yes	Yes
2	No	No

Don't Know
 Refuse
 Empty

On Input
 On Output

Store Instructions: IF ANYOUTSD = 2, DK or RF, store 1 in TRD_STAT and TRD_ORIG.

Array:

Skip Instructions: 1: Goto NUMOUTSD

2,DK,RF: IF I_17Acoun gt 0 then goto TBLSECT17A_1
ELSE goto ANYTRIPS

Instrument SAS Name: Anyoutsd

Destination Data Set: ETRD

Field

NUMOUTSD
NUMOUTSD

Description: No. of trips paid by others

Form Pane Label: # Paid by others

SAS Name:

Tag Name: NUMOUTSD

Inherited Universe:

Universe: ANYOUTSD = 1

Universe Description: Yes, taken trips entirely paid for by someone outside the CU

Question Text: How many?

Type: String

Length: 2

Don't Know

Refuse

Empty

On Input

On Output

Store Instructions: Store NUMOUTSD in NUMYUPD.

Array:

Skip Instructions: Goto ANYYUPD

Instrument SAS Name: Numoutsd

Destination Data Set: ETRD

ANYYUPD

ANYYUPD

Field

Description: Expenses not covered on trips paid by others

Form Pane Label: Expenses not

SAS Name: ANYYUPD

Tag Name: ANYYUPD

Inherited Universe:

Universe: NUMOUTSD = 1-16, DK or RF

Universe Description: Yes, taken trips entirely paid for by someone outside the CU

Question Text: Even on trips entirely paid for by someone outside of your household there are sometimes miscellaneous expenses which are not paid for. Did ^YOU_YRCU have any expenses on ^ANYYUPD that will not be covered by a business, employer or other non-household member?

Fills: YOU_YRCU

Instructions: IF NUMHOUSE = 1 then fill "you"
ELSE fill "your household"

Fills: ANYYUPD

Instructions: IF NUMOUTSD = 1, fill "this trip".
ELSE fill "these trips".

Type: Enumerated

Length: 1

Answer List: TYesNo

Value:	Mnemonic:	Description:
1	Yes	Yes
2	No	No

- Don't Know
- Refuse
- Empty

- On Input
- On Output

Store Instructions: IF ANYYUPD = 2, DK or RF, store 1 in TRD_STAT and TRD_ORIG.

Array:

Skip Instructions: 1: Goto FOODYUPD

2,DK,RF: Goto CHKUNTRP

Instrument SAS Name: Anyyupd

Destination Data Set: ETRD

FOODYUPD

FOODYUPD

Field

Description: Did trip expenses include food and beverages?

Form Pane Label: Food?

SAS Name: FOODYUPD

Tag Name: FOODYUPD

Inherited Universe:

Universe: ANYYUPD = 1

Universe Description: Yes, had expenses that will not be covered by someone outside the CU

Question Text: Did these expenses include anything for . . .

. . . Food and beverages?

Type: Enumerated

Length: 1

Answer List: TYesNo

Value:	Mnemonic:	Description:
1	Yes	Yes
2	No	No

Don't Know

Refuse

Empty

On Input

On Output

Array:

Skip Instructions: Goto LODGYUPD

Instrument SAS Name: Foodyupd

Destination Data Set: ETRD

Field

LODGYUPD
LODGYUPD

Description: Did trip expenses include lodging?

Form Pane Label: Lodging?

SAS Name: LODGYUPD

Tag Name: LODGYUPD

Inherited Universe:

Universe: FOODYUPD = 1, 2, DK or RF

Universe Description: Yes, had expenses that will not be covered by someone outside the CU

Question Text: Did these expenses include anything for . . .

. . . **Lodging?**

Type: Enumerated

Length: 1

Answer List: TYesNo

Value:	Mnemonic:	Description:
1	Yes	Yes
2	No	No

- Don't Know
- Refuse
- Empty

- On Input
- On Output

Array:

Skip Instructions: Goto TRANYUPD

Instrument SAS Name: Lodgyupd

Destination Data Set: ETRD

TRANYUPD

TRANYUPD

Field

Description: Did trip expenses include transportation?

Form Pane Label: Transportation?

SAS Name: TRANYUPD

Tag Name: TRANYUPD

Inherited Universe:

Universe: LODGYUPD = 1, 2, DK or RF

Universe Description: Yes, had expenses that will not be covered by someone outside the CU

Question Text: Did these expenses include anything for . . .

. . . Transportation?

Type: Enumerated

Length: 1

Answer List: TYesNo

Value:	Mnemonic:	Description:
1	Yes	Yes
2	No	No

Don't Know

Refuse

Empty

On Input

On Output

Array:

Skip Instructions: Goto ELSEYUPD

Instrument SAS Name: Tranyupd

Destination Data Set: ETRD

Field

ELSEYUPD
ELSEYUPD

Description: Did trip expenses include anything else?

Form Pane Label: Anything else?

SAS Name: ELSEYUPD

Tag Name: ELSEYUPD

Inherited Universe:

Universe: TRANYUPD = 1, 2, DK or RF

Universe Description: Yes, had expenses that will not be covered by someone outside the CU

Question Text: Did these expenses include . . .

. . . **Anything else?**

Type: Enumerated

Length: 1

Answer List: TYesNo

Value:	Mnemonic:	Description:
1	Yes	Yes
2	No	No

Don't Know

Refuse

Empty

On Input

On Output

Array:

Skip Instructions: 1: Goto S18AELSE

2,DK,RF: Goto TOTYUPDX

Instrument SAS Name: Elseyupd

Destination Data Set: ETRD

Field

S17AELSE
S17AELSE

Description: Specify what else the trip expenses included

Form Pane Label: Specify

SAS Name: S17AELSE

Tag Name: S17AELSE

Inherited Universe:

Universe: ELSEYUPD = 1

Universe Description: Yes, expenses included something other than Food, lodging and transportation

Question Text: * Specify:

Type: String

Length: 30

- Don't Know
- Refuse
- Empty

- On Input
- On Output

Array:

Skip Instructions: Goto TOTYUPDX

Instrument SAS Name: S17AElse

Destination Data Set: ETRD

TOTYUPDX

TOTYUPDX

Field

Description: Total amount of trip expenses

Form Pane Label: Total \$

SAS Name: TOTYUPDX

Tag Name: TOTYUPDX

Inherited Universe:

Universe: (S18AELSE = entry) OR (ELSEYUPD = 2, DK or RF)

Universe Description: Yes, had expenses that will not be covered by someone outside the CU

Question Text: What was the total amount of these expenses?

Type: Integer

Length: 9

Min: 1

Max: 99999999

Don't Know

Refuse

Empty

On Input

On Output

Store Instructions: Store 1 in TRD_STAT and TRD_ORIG

Array:

Special Instructions: Display a \$ and commas in the entry field

Skip Instructions: 1-99999999: IF entry lt 5 or gt 1200 then goto ERR1_TOTYUPDX
ELSE goto CHKUNTRP

DK,RF: Goto CHKUNTRP

Instrument SAS Name: Totyupdx

Destination Data Set: ETRD

Check

ERR1_TOTYUPDX
ERR1_TOTYUPDX

Description: Out of Range Check

Inherited Universe:

Universe: (TOTYUPDX lt 5 or gt 1200) AND TOTYUPDX <> DK AND
TOTYUPDX <> RF

Universe Description: Total amount paid by CU is less than \$5 or greater than \$1,200

Text: * THE VALUE ENTERED IS UNUSUALLY HIGH OR LOW

PLEASE VERIFY AND IF CORRECT, ENTER ITEM LEVEL NOTE

Check Instructions: IF Suppressed then set TOTY_PDX = A1

Type: Soft

Skip Instructions: Suppress: Goto CHKUNTRP

All others, go back to TOTYUPDX

NUMYUPD

Field

NUMYUPD

Description: Number of trips paid outside of CU

Form Pane Label:

SAS Name: NUMYUPD

Tag Name:

Inherited Universe:

Universe:

Universe Description:

Question Text:

Type: Integer

Length: 2

Min: 1

Max: 16

- Don't Know
- Refuse
- Empty

- On Input
- On Output

Array:

Special Instructions: NOTE: See NUMOUTSD for how to set this field

Instrument SAS Name: NUMYUPD

Destination Data Set: ETRD

Field

TOTY_PDX
TOTY_PDX

Description: Range edit flag

Form Pane Label:

SAS Name: TOTY_PDX

Tag Name:

Inherited Universe:

Universe:

Universe Description:

Question Text:

Type: String

Length: 2

- Don't Know
- Refuse
- Empty

- On Input
- On Output

Array:

Special Instructions: NOTE: See ERR1_TOTYUPDX for how to set this field

Valid Values: A1 = Range edit failed
(ERR1 check was suppressed)

Blank = Range edit passed

Instrument SAS Name: TOTY_PDX

Destination Data Set: ETRD

TRD_STAT

Field

TRD_STAT

Description: Record status

Form Pane Label:

SAS Name: REC_STAT

Tag Name:

Inherited Universe:

Universe:

Universe Description:

Question Text:

Type: String

Length: 1

- Don't Know
- Refuse
- Empty

- On Input
- On Output

Array:

Special Instructions: NOTE: See ANYOUTSD, ANYYUPD and TOTYUPDX for how to set this field

Valid Values: 1 = Active Record

Instrument SAS Name: TRD_STAT

Destination Data Set: ETRD

Field

TRD_ORIG
TRD_ORIG

Description: Record origin

Form Pane Label:

SAS Name: REC_ORIG

Tag Name:

Inherited Universe:

Universe:

Universe Description:

Question Text:

Type: String

Length: 1

- Don't Know
- Refuse
- Empty

- On Input
- On Output

Array:

Special Instructions: NOTE: See ANYOUTSD, ANYYUPD and TOTYUPDX for how to set this field

Valid Values: 1 = Data from current month interview

Instrument SAS Name: TRD_ORIG

Destination Data Set: ETRD

TBLSECT17A_1

TBLSECT17A_1

Block

Description: Follow-up questions for previously reported UNFINISHED trips

Tab Name:

Fly Over Name:

Universe Type: If

Inherited Universe:

Universe: I_17Acoun gt 0

Universe Description: There is 1 or more previously reported unended trips on the SCIF.

Array:

- Block Instructions:**
1. Maximum number of grid lines = 17.
 2. Build a grid/array of unfinished trips.
Only display trips where 8500.ENDTRP2 = 0.
Pre-fill the PLACENAME field with 8500.TRIPPLAC.
Ask ENDTRP1 and ANYBOTH1 for each unfinished trip
 3. Pre-chart
 - o Follow pre-chart standards. (See attachment on the field Prechart_Standards.)
 - o See the attachment on the variable Input_Setup_Specifications for specific prechart information

Block

BLKROW
TBLSECT17A_1.BLKROW

Description:

Tab Name:
Fly Over Name:
Universe Type:

Inherited Universe:

Universe:

Universe Description:

Array:

Block Instructions:

PLACENAME

Field

TBLSECT17A_1.BLKROW.PLACENAME

Description: Trip Description (SHOW ONLY)

Form Pane Label: Destination

SAS Name:

Tag Name:

Inherited Universe:

Universe:

Universe Description:

Question Text: ** SHOW ONLY **

Type: String

Length: 30

- Don't Know
- Refuse
- Empty

- On Input
- On Output

Store Instructions: Store 8500.TRIPPLAC in PLACENAME

Array:

Destination Data Set: ETR2

Field

ENDTRP1
TBLSECT17A_1.BLKROW.ENDTRP1

Description: Month when trip to TRPPLACE ended

Form Pane Label: Month trip ended

SAS Name:

Tag Name: ENDTRP1

Inherited Universe:

Universe: 8500.ENDTRP2 = 0

Universe Description: This is an unended trip

Question Text: ^ENDTRP1INTRO

In what month did your trip to ^PLACENAME end?

Destination Ended How paid Number of trips
(TRPPLACE) (ENDTRP2) (ANYBOTH2) (NUMTRIPS)

Fills: ENDTRP1INTRO

Instructions: Display this fill only the first time this question is asked.

Last interview you reported ^I_S18Acoun ^triptrips which had not yet ended.
I'd like to ask about ^Thattrip_Thosetrips now.

Fills: I_S18ACOUN

Instructions: Fill data in I_S18ACOUN

Fills: TripTrips

Instructions: IF I_18Acoun (number of unfinished trips) = 1 then fill "trip"
ELSE fill "trips"

Fills: Thattrip_Thosetrips

Instructions: IF I_18Acoun (number of unfinished trips) = 1 then fill "that trip".
ELSE fill "those trips".

Fills: PLACENAME

Instructions: Fill place word for 8500.TRIPLAC

Type: Enumerated

Length: 2

Answer List: TMonthNotEnded

Value:	Mnemonic:	Description:
0	NotEnded	Trip not ended
1	Jan	January
2	Feb	February
3	Mar	March
4	Apr	April
5	May	May
6	Jun	June
7	Jul	July
8	Aug	August
9	Sep	September
10	Oct	October
11	Nov	November
12	Dec	December

- Don't Know
- Refuse
- Empty

- On Input
- On Output

Array:

Skip Instructions: 0: IF no more unended trips then exit block and
goto ANYTRIPS
ELSE goto next line on grid

REF_MONTH - CUR_MONTH: IF ENDTRP1 is not within reference
period then goto ERR3_ENDTRP1
ELSE goto ANYBOTH1

DK,RF: Goto ANYBOTH1

Instrument SAS Name: ENDTRP1

Destination Data Set: ETR2

Check

ERR3_ENDTRP1
TBLSECT17A_1.BLKROW.ERR3_ENDTRP1

Description: Month is not within Reference Period

Inherited Universe:

Universe: ENDTRP1 is not within the reference period

Universe Description: The month that the trip ended is outside the reference period

Text: * MONTH IS NOT IN REFERENCE PERIOD

* PLEASE VERIFY

Check Instructions:

Type: Hard

Skip Instructions: Go back to ENDTRP1

ANYBOTH1

Field

TBLSECT17A_1.BLKROW.ANYBOTH1

Description: Did a non-CU member pay for any trip costs

Form Pane Label: Any exp pd by oths

SAS Name:

Tag Name: ANYBOTH1

Inherited Universe:

Universe: ENDTRP1 = 1-12, DK or RF

Universe Description: (Previously reported unended trip has now ended) OR\
(Respondent doesn't know or refuses to tell us if the trip has ended.)

Question Text: Did a business, employer, or any other non-household member pay any of the costs for this trip?

Type: Enumerated

Length: 1

Answer List: TYesNo

Value:	Mnemonic:	Description:
1	Yes	Yes
2	No	No

- Don't Know
- Refuse
- Empty

- On Input
- On Output

Store Instructions: Store TRIPLINE in TRIPIDBC

Array:

Skip Instructions: IF no more unended trips then exit the block and
goto ANYTRIPS

ELSE goto ENDTRP1, next line of grid

Instrument SAS Name: ANYBOTH1

Destination Data Set: ETR2

Tripline

Field

TBLSECT17A_1.BLKROW.Tripline

Description: Trip line number

Form Pane Label:

SAS Name:

Tag Name:

Inherited Universe:

Universe:

Universe Description:

Question Text:

Type: Integer

Length: 2

Min: 0

Max: 30

- Don't Know
- Refuse
- Empty

- On Input
- On Output

Array:

Instrument SAS Name: Tripline

Field

MATCHID
TBLSECT17A_1.BLKROW.MATCHID

Description: Unfinished Trip Match ID - Output Only Field

Form Pane Label:

SAS Name:

Tag Name:

Inherited Universe:

Universe:

Universe Description:

Question Text:

Type: Integer

Length: 2

Min: 1

Max: 99

- Don't Know
- Refuse
- Empty

On Input

On Output

Store Instructions: Set = 850026.MATCHID

Array:

Special Instructions: Valid Values: 1-99

Instrument SAS Name: MATCHID

Destination Data Set: ETR2

ANYTRIPS

Field

ANYTRIPS

Description: Any trips?

Form Pane Label: Any trips?

SAS Name:

Tag Name: ANYTRIPS

Inherited Universe:

Universe: (INTNMBR = 1) OR (INTNMBR = 2-4 and ((I_17Acoun = 0) OR
(entry in BSECT17.TBLSECT17A_1.BLKROW.ANYBOTH1 for last trip on the grid)))

Universe Description: All

Help Screen: H_ANYTRIPS

Question Text:  41 ? [F1]

Since the first of ^REF_MONTH, have ^YOU_ANYMEM
taken ^ANYTRIP for reasons such as:

- * Visiting relatives or friends?
- * Business?
- * Recreational trips?
- * Other trips overnight or longer?
- * Day trips of at least 75 miles away from home?

Fills: REF_MONTH

Instructions: Set REF_MONTH = 3 months before the interview.

Calculated by taking the INTPER from record type 10 to come up with the base
month to start from.

Fills: YOU_ANYMEM

Instructions: IF NUMHOUSE = 1 then fill "you"

ELSE fill "you or any members of your household"

Fills: ANYTRIP

Instructions: If INTNMBR = 1, fill "any trips"

ELSE fill "any other trips".

Type: Enumerated

Length: 1

Answer List: TYesNo

Value:	Mnemonic:	Description:
1	Yes	Yes
2	No	No

- Don't Know
- Refuse
- Empty

- On Input
- On Output

Array:

Skip Instructions: 1: Goto TRPPLACE

2,DK,RF: Goto S17A_END

Instrument SAS Name: Anytrips

Destination Data Set: ETR2

TBLSECT17A_2
TBLSECT17A_2

Block

Description: General Trip Information

Tab Name:
Fly Over Name:
Universe Type: If

Inherited Universe:

Universe: ANYTRIPS = 1

Universe Description: Yes, have taken trips since the first of the reference month

Array:

- Block Instructions:**
1. Maximum number of grid lines = 17.
 2. Pre-chart
 - o Follow pre-chart standards. (See attachment on the field Prechart_Standards.)
 - o See the attachment on the variable Input_Setup_Specifications for specific prechart information

Block

BLKROW
TBLSECT17A_2.BLKROW

Description:

Tab Name:
Fly Over Name:
Universe Type:

Inherited Universe:

Universe:

Universe Description:

Array:

Block Instructions:

TRIPPLAC

Field

TBLSECT17A_2.BLKROW.TRIPPLAC

Description: Destination

Form Pane Label: Destination

SAS Name:

Tag Name: TRIPPLAC

Inherited Universe:

Universe: (ANYTRIPS = 1) OR (S18MORE = 1)

Universe Description:

Question Text: Where did ^YOU_YRCU go?

✦ Enter 888 to delete the trip

Destination Ended How paid Number of trips
(TRPPLACE) (ENDTRP2) (ANYBOTH2) (NUMTRIPS)

Fills: YOU_YRCU

Instructions: IF NUMHOUSE = 1 then fill "you"
ELSE fill "your household"

Type: String

Length: 30

- Don't Know
- Refuse
- Empty

- On Input
- On Output

Array:

- Special Instructions:**
1. Set up a trip line # for all trips, unfinished or not.
(TRIPLINE) Starting with 01. (If there are trips on the input file then start with the last 8500.TRIPLINE + 1)
 2. IF TRIPPLAC = 888 then gray this line of the grid, except for item S18MORE.

Skip Instructions: 30 characters: Goto DESTCODE

888: Goto S18MORE

Instrument SAS Name: TRIPPLAC

Destination Data Set: ETR2

DESTCODE

Field

TBLSECT17A_2.BLKROW.DESTCODE

Description: Trip place

Form Pane Label: State

SAS Name:

Tag Name: DESTCODE

Inherited Universe:

Universe: TRIPPLAC = Entry

Universe Description:

Help Screen: H_DESTCODE

Question Text: ? [F1]

- Type state abbreviation for a U.S. destination or X for foreign country destination

Destination Ended How paid Number of trips
(TRPPLACE) (ENDTRP2) (ANYBOTH2) (NUMTRIPS)

Type: String

Length: 2

Don't Know

Refuse

Empty

On Input

On Output

Store Instructions: IF DESTCODE is not X, store DESTCODE in TRPDSTN.

Array:

Special Instructions: 1. Pre-fill and gray the PLACE field with state name.

2. Use answer type TState - STRING[2], display width 4

Skip Instructions: 2 character state abbrev.,DK,RF: Goto ENDTRP2

X: Goto FOREIGN

Instrument SAS Name: Destcode

Destination Data Set: ETR2

PLACE

Field

TBLSECT17A_2.BLKROW.PLACE

Description: State Name - SHOW ONLY Field

Form Pane Label: Place

SAS Name:

Tag Name:

Inherited Universe:

Universe:

Universe Description:

Question Text: ** SHOW ONLY **

Type: String

Length: 30

- Don't Know
- Refuse
- Empty

- On Input
- On Output

Store Instructions: Prefill with DESCTCODE full state name.

Array:

Field

FOREIGN
TBLSECT17A_2.BLKROW.FOREIGN

Description: Country or region - precode

Form Pane Label: Cntry/Reg

SAS Name:

Tag Name: FOREIGN

Inherited Universe:

Universe: DESTCODE = X

Universe Description: Trip was to a foreign country

Question Text: ♦ [Select the country or region.](#)

Type: Enumerated

Length: 2

Answer List: TFOREIGN

Value:	Mnemonic:	Description:
1	AFRICA	Africa
2	ASIA	Asia
3	AUSTRALIA	Australia
4	CANADA	Canada
5	CARIBBEAN	Caribbean
6	CENTRAL	Central America
7	EUROPE	Europe
8	MEXICO	Mexico
9	MIDDLE	Middle East
10	SAMERICA	South America
11	SPACIFIC	South Pacific

- Don't Know
- Refuse
- Empty

- On Input
- On Output

Store Instructions: If entry = 1, store ZF in TRPDSTN
If entry = 2, store ZA in TRPDSTN
If entry = 3, store ZP in TRPDSTN
If entry = 4, store ZC in TRPDSTN
If entry = 5, store ZB in TRPDSTN
If entry = 6, store ZS in TRPDSTN
If entry = 7, store ZE in TRPDSTN
If entry = 8, store ZM in TRPDSTN
If entry = 9, store ZI in TRPDSTN
If entry = 10, store ZS in TRPDSTN
If entry = 11, store ZP in TRPDSTN

Array:

Special Instructions: Pre-fill and gray the PLACE field with the answer list description

Skip Instructions: Goto ENDTRP2

Instrument SAS Name: FOREIGN

Destination Data Set: ETR2

Field

ENDTRP2
TBLSECT17A_2.BLKROW.ENDTRP2

Description: Month trip(s) ended

Form Pane Label: Ended

SAS Name:

Tag Name: ENDTRP2

Inherited Universe:

Universe: (DESTCODE has an entry other than X) OR
(FOREIGN = 1-11, DK or RF)

Universe Description:

Question Text: In what month did this trip end?

* (0) Trip not ended

Destination Ended How paid Number of trips
(TRPPLACE) (ENDTRP2) (ANYBOTH2) (NUMTRIPS)

Type: Enumerated

Length: 2

Answer List: TMonthNotEnded

Value:	Mnemonic:	Description:
0	NotEnded	Trip not ended
1	Jan	January
2	Feb	February
3	Mar	March
4	Apr	April
5	May	May
6	Jun	June
7	Jul	July
8	Aug	August
9	Sep	September
10	Oct	October
11	Nov	November
12	Dec	December

Don't Know
 Refuse
 Empty

On Input
 On Output

Array:

Skip Instructions: 0: Goto S18MORE

REF_MONTH-CUR_MONTH: IF trip is not within the reference
period, then goto ERR3_ENDTRP2
ELSE goto MORTHONE

DK,RF: Goto MORTHONE

Instrument SAS Name: ENDTRP2

Destination Data Set: ETR2

Check

ERR3_ENDTRP2
TBLSECT17A_2.BLKROW.ERR3_ENDTRP2

Description: Month is not within Reference period

Inherited Universe:

Universe: ENDTRP2 is not within the reference period

Universe Description: The month the trip ended is not within the reference period

Text: Input invalid. Value not in range.

Check Instructions: NOTE: This is a Blaise manipula generated error

Type: Hard

Skip Instructions: Go back to ENDTRP2

MORTHONE

Field

TBLSECT17A_2.BLKROW.MORTHONE

Description: Take multiple trips to same location?

Form Pane Label: Mult trips to same

SAS Name:

Tag Name: MORTHONE

Inherited Universe:

Universe: (ENDTRP2 = 1-12, DK or RF)

Universe Description: Trip has ended

Question Text: Did you take more than one trip to ^TRIPPLAC in ^NUMNIGHTC?

Destination Ended How paid Number of trips
(TRPPLACE) (ENDTRP2) (ANYBOTH2) (NUMTRIPS)

Fills: TRIPPLAC

Instructions: fill entry in TRIPPLAC

Fills: NUMNIGHTC

Instructions: Fill: month word for ENDTRP2

Type: Enumerated

Length: 1

Answer List: TYesNo

Value:	Mnemonic:	Description:
1	Yes	Yes
2	No	No

- Don't Know
- Refuse
- Empty

- On Input
- On Output

Array:

Skip Instructions: 1: Goto NUMTRIPS

2,DK,RF: Goto ANYBOTH2

Instrument SAS Name: MORTHONE

Destination Data Set: ETR2

NUMTRIPS

Field

TBLSECT17A_2.BLKROW.NUMTRIPS

Description: No. times to same place

Form Pane Label: No. times to same

SAS Name:

Tag Name: NUMTRIPS

Inherited Universe:

Universe: MORTHONE = 1

Universe Description:

Question Text: How many times did you go to ^TRIPPLAC
in ^NUMNIGHTC?

Destination Ended How paid Number of trips
(TRPPLACE) (ENDTRP2) (ANYBOTH2) (NUMTRIPS)

Fills: TRIPPLAC

Instructions: fill entry in TRIPPLAC

Fills: NUMNIGHTC

Instructions: Fill: month word for ENDTRP2

Type: Integer

Length: 2

Min: 2

Max: 16

Don't Know

Refuse

Empty

On Input

On Output

Array:

Skip Instructions: Goto ANYBOTH2

Instrument SAS Name: NUMTRIPS

Destination Data Set: ETR2

ANYBOTH2

Field

TBLSECT17A_2.BLKROW.ANYBOTH2

Description: Were there any expenses paid by others

Form Pane Label: Any exp pd by oths?

SAS Name:

Tag Name: ANYBOTH2

Inherited Universe:

Universe: (MORTHONE = 2, DK or RF) OR (NUMTRIPS = 2-16, DK or RF)

Universe Description:

Question Text: Were any of the expenses for ^ANYBOTH2_FILL paid for
by anyone outside of your household?

Destination Ended How paid Number of trips
(TRPPLACE) (ENDTRP2) (ANYBOTH2) (NUMTRIPS)

Fills: ANYBOTH2_FILL

Instructions: IF NUMTRIPS gt 1 then fill "these trips"
ELSE fill "this trip"

Type: Enumerated

Length: 1

Answer List: TYesNo

Value:	Mnemonic:	Description:
1	Yes	Yes
2	No	No

Don't Know
 Refuse
 Empty

On Input
 On Output

Store Instructions: Store TRIPLINE in TRIPIDBC

Array:

Skip Instructions: Goto S18MORE

Instrument SAS Name: ANYBOTH2

Destination Data Set: ETR2

S17MORE

Field

TBLSECT17A_2.BLKROW.S17MORE

Description: Any more trips?

Form Pane Label: Any more trips?

SAS Name:

Tag Name: S17MORE

Inherited Universe:

Universe: (ANYBOTH2 = 1, 2, DK or RF) OR (ENDTRP2 = zero) OR
(TRIPPLAC = 888)

Universe Description:

Help Screen: H_ANYTRIPS

Question Text:  41 ? [F1]

Since the first of ^REF_MONTH , have you taken any other trips for reasons such as:

- * Visiting relatives or friends?
- * Business?
- * Recreational trips?
- * Other trips overnight or longer?
- * Day trips of at least 75 miles away from home?

Fills: REF_MONTH

Instructions: Set REF_MONTH = 3 months before the interview.

Calculated by taking the INTPER from record type 10 to come up with the base month to start from.

Type: Enumerated

Length: 1

Answer List: TYesNo

Value:	Mnemonic:	Description:
1	Yes	Yes
2	No	No

- Don't Know
- Refuse

Empty

On Input

On Output

Store Instructions: Store 1 in TR2_STAT and store 1 in TR2_ORIG

Array:

Skip Instructions: 1: Goto TRIPPLAC, next line on the grid

2,DK,RF: Goto S17A_END

Instrument SAS Name: S17more

Destination Data Set: ETR2

TRIPLINE

Field

TBLSECT17A_2.BLKROW.TRIPLINE

Description: Trip Line number

Form Pane Label:

SAS Name:

Tag Name:

Inherited Universe:

Universe:

Universe Description:

Question Text:

Type: Integer

Length: 2

Min: 0

Max: 17

- Don't Know
- Refuse
- Empty

- On Input
- On Output

Array:

Special Instructions: NOTE: See TRIPPLACE for how to set this field

Instrument SAS Name: tripline

Destination Data Set: ETR2

Field

TRPDSTN
TBLSECT17A_2.BLKROW.TRPDSTN

Description: Trip State or country code

Form Pane Label:

SAS Name: TRIPDSTN

Tag Name:

Inherited Universe:

Universe:

Universe Description:

Question Text:

Type: String

Length: 2

- Don't Know
- Refuse
- Empty

- On Input
- On Output

Array:

Special Instructions: NOTE: See DESTCODE and FOREIGN for how to set this field

Instrument SAS Name: TRPDSTN

Destination Data Set: ETR2

TR2_STAT

Field

TBLSECT17A_2.BLKROW.TR2_STAT

Description: Record status

Form Pane Label:

SAS Name: REC_STAT

Tag Name:

Inherited Universe:

Universe:

Universe Description:

Question Text:

Type: String

Length: 1

- Don't Know
- Refuse
- Empty

- On Input
- On Output

Array:

Special Instructions: NOTE: See S17MORE for how to set this field

Instrument SAS Name: TR2_STAT

Destination Data Set: ETR2

Field

TR2_ORIG
TBLSECT17A_2.BLKROW.TR2_ORIG

Description: Record origin

Form Pane Label:

SAS Name: REC_ORIG

Tag Name:

Inherited Universe:

Universe:

Universe Description:

Question Text:

Type: String

Length: 1

- Don't Know
- Refuse
- Empty

- On Input
- On Output

Array:

Special Instructions: NOTE: See S17MORE for how to set this field

Instrument SAS Name: TR2_ORIG

Destination Data Set: ETR2

S17A_END
S17A_END

Field

Description: End of Section 17A

Form Pane Label:

SAS Name:

Tag Name:

Inherited Universe:

Universe: (S17MORE = 2, DK or RF) OR (ANYTRIPS = 2, DK or RF)

Universe Description:

Question Text: ** Non Displayed **

Type: Classification

Length: 0

- Don't Know
- Refuse
- Empty

- On Input
- On Output

Store Instructions: Tally number of ENDTRP1 = 0 and ENDTRP2 = 0;
then store total in S17ACOUN.

Array:

Skip Instructions: IF (ANYBOTH1 = 1,2,DK or RF) or (ANYBOTH2 = 1,2,DK or RF)
for any trips goto Section 17BC

ELSE goto Section 17E

Block

BLKSECT17_BC_STRUCT
BLKSECT17_BC_STRUCT

Description: Trips Paid Entirely by CU and Partially Reimbursed Trips - Detail Questions

Tab Name:

Fly Over Name:

Universe Type: If

Inherited Universe:

Universe: There are trips where BSECT17.TBLSECT17A_1.BLKROW.ENDTRP1 <> 0 OR
BSECT17.TBLSECT17A_2.BLKROW.ENDTRP2 <> 0

Universe Description: Trips began and end during the reference period

Array:

Block Instructions: 1. Maximum number of grid lines = 17

2. Section Label - Section 17, part BC - Trips and Vacations

BLKSECT17_BC_1

Block

BLKSECT17_BC_STRUCT.BLKSECT17_BC_1

Description: Block for Fields NUMNIGHT - PARKINGX

Tab Name:

Fly Over Name:

Universe Type: If

Inherited Universe:

Universe:

Universe Description:

Array:

Block Instructions: Pre-fill the TRIPNUM field with TRIPIDBC
and the TRPPLACE field with
BSECT17.TBLSECT17A_2.BLKROW.TRIPPLAC.

Field

TRIPNUM

BLKSECT17_BC_STRUCT.BLKSECT17_BC_1.TRIPNUM

Description: Trip Number (SHOW ONLY)

Form Pane Label: Trip Number

SAS Name:

Tag Name:

Inherited Universe:

Universe:

Universe Description:

Question Text: ** SHOW ONLY **

Type: String

Length: 2

- Don't Know
- Refuse
- Empty

- On Input
- On Output

Store Instructions: Store TRIPIDBC in TRIPNUM

Array:

TRIPPLACE

Field

BLKSECT17_BC_STRUCT.BLKSECT17_BC_1.TRIPPLACE

Description: Trip Destination (SHOW ONLY)

Form Pane Label: Trip Place

SAS Name:

Tag Name:

Inherited Universe:

Universe:

Universe Description:

Question Text: ** SHOW ONLY **

Type: String

Length: 30

- Don't Know
- Refuse
- Empty

- On Input
- On Output

Store Instructions: Store BSECT17.TBLSECT17A_2.BLKROW.TRIPPLAC in TRIPPLACE

Array:

Field

NUMNIGHT

BLKSECT17_BC_STRUCT.BLKSECT17_BC_1.NUMNIGHT

Description: No. of nights on trip

Form Pane Label: No. of nights on trip

SAS Name: NUMNIGHT

Tag Name: NUMNIGHT

Inherited Universe:

Universe: [(BSECT17.TBLSECT17A_1.BLKROW.ANYBOTH1 = 1, 2, DK or RF) OR
(BSECT17.TBLSECT17A_2.BLKROW.ANYBOTH2 = 1, 2, DK or RF)]
AND ((BSECT17.TBLSECT17A_1.BLKROW.ENTRIP1 <> 0 and <> EMPTY)
or (BSECT17.TBLSECT17A_2.BLKROW.ENDTRIP2 <> 0 and <> EMPTY))

Universe Description:

Question Text: ^NUMNIGHTA

^NUMNIGHTB

How many nights did ^YOU_ANYMEM spend away from home on ^ThisTrip?

- * Enter 0 for none
- * Enter 888 to delete this trip

Fills: NUMNIGHTA

Instructions: IF flganyboth = 2, DK or RF then fill "Now I'm going to ask you about the ^TRIP
that ^YOU_YRCU took to ^TRPPLACE ending in ^NUMNIGHTC"

**ELSE fill "You told me that someone outside your household paid for part of
the ^TRIP ^YOU_YRCU took to
^TRPPLACE. In the next questions, I'm interested only in the costs
^YOU_YRCU had to pay, not those paid by
someone else."**

Fills: TRIP

Instructions: If BSECT18.TBLSECT18A_2.BLKROW.NUMTRIPS = 1 then fill "trip"
ELSE fill "trips"

Fills: YOU_YRCU

Instructions: IF NUMHOUSE = 1 then fill "you"
ELSE fill "your household"

Fills: TRPPLACE

Instructions: Fill entry in TRPPLACE

Fills: NUMNIGHTC

Instructions: Fill: month word for ENDTRP2

Fills: NUMNIGHTB

Instructions: If flganyboth = 1 AND BSECT17.TBLSECT17A_2.BLKROW.NUMTRIPS gt 1, fill "Since ^YOU_YRCU took a set of similar trips to ^TRPPLACE in BSECT17.TBLSECT17A_2.BLKROW.ENDTRP2 , I will ask about them as a group. Please give the total of all these trips for each of the following questions."

Fills: YOU_YRCU

Instructions: IF NUMHOUSE = 1 then fill "you"
ELSE fill "your household"

Fills: TRPPLACE

Instructions: Fill entry in TRPPLACE

Fills: YOU_ANYMEM

Instructions: IF NUMHOUSE = 1 then fill "you"
ELSE fill "you or any members of your household"

Fills: ThisTrip

Instructions: IF BSECT17.TBLSECT17A_2.BLKROW.NUMTRIPS gt 1, fill "these trips."
ELSE fill "this trip"

Type: Integer

Length: 3

Min: 0

Max: 888

- Don't Know
- Refuse
- Empty

- On Input
- On Output

Store Instructions: 1. Store BSECT17.TBLSECT17A_2.BLKROW.TRIPPLAC in TRPPLACE

2. Store TRPDSTN in TRIPDSTN.

3. Store BSECT17.TBLSECT17A_2.BLKROW.NUMTRIPS in NUMSAME.

If BSECT17.TBLSECT17A_2.BLKROW.MORTHONE from 18A = 2, DK
or RF then store 1 in NUMSAME,
If BSECT17.TBLSECT17A_1.BLKROW.ENDTRP1 from 18A is not
blank or 0 for this trip then store 1 in NUMSAME

4. If BSECT17.TBLSECT17A_1.BLKROW.ENDTRP1 <> blank,
store BSECT17.TBLSECT17A_1.BLKROW.ENDTRP1 in EOTRIPMO.

If BSECT17.TBLSECT17A_2.BLKROW.ENDTRP2 <> blank,
store BSECT17.TBLSECT17A_2.BLKROW.ENDTRP2 in EOTRIPMO.

Array:

Special Instructions: If NUMNIGHT = 888 then gray out this trip

Skip Instructions: 0-800: IF entry gt 90 then goto ERR1_NUMNIGHT
ELSE goto PKGTRIP

DK,RF: Goto PKGTRIP

888: Goto S18BC_END

Instrument SAS Name: NUMNIGHT

Destination Data Set: ETRB

ERR1_NUMNIGHT

Check

BLKSECT17_BC_STRUCT.BLKSECT17_BC_1.ERR1_NUMNIGHT

Description: Out of Range Check

Inherited Universe:

Universe: NUMNIGHT gt 90 AND NUMNIGHT <> DK AND NUMNIGHT <> RF

Universe Description: Number of nights spent away from home is greater than 90

Text: ♦ THE VALUE ENTERED IS UNUSUALLY HIGH OR LOW

PLEASE VERIFY AND IF CORRECT, ENTER ITEM LEVEL NOTE

Check Instructions: IF suppressed then set NUMN_GHT = A1

Type: Soft

Skip Instructions: Suppress: Goto PKGTRIP

All others, go back to NUMNIGHT

Field

PKGTRIP

BLKSECT17_BC_STRUCT.BLKSECT17_BC_1.PKGTRIP

Description: Was all or part of trip covered by a package deal?

Form Pane Label: Package deal

SAS Name: PKGTRIP

Tag Name: PKGTRIP

Inherited Universe:

Universe: NUMNIGHT = 1-800, DK or RF

Universe Description:

Question Text: ^PKGTRIP

Was all or part of ^ThisTrip covered by a package deal?

Fills: PKGTRIP

Instructions: The first time the question is asked, Fill: "Sometimes when people take a trip they have some sort of package deal that covers some or all of the costs."

Fills: ThisTrip

Instructions: IF BSECT17.TBLSECT17A_2.BLKROW.NUMTRIPS gt 1, fill "these trips."
ELSE fill "this trip"

Type: Enumerated

Length: 1

Answer List: TYesNo

Value:	Mnemonic:	Description:
1	Yes	Yes
2	No	No

- Don't Know
- Refuse
- Empty

- On Input
- On Output

Array:

Skip Instructions: 1: Goto FOODDEAL

2,DK,RF: Goto TRPTRNS

Instrument SAS Name: PKGTRIP

Destination Data Set: ETRB

Field

FOODDEAL

BLKSECT17_BC_STRUCT.BLKSECT17_BC_1.FOODDEAL

Description: Did the package deal include food and beverages?

Form Pane Label: Food?

SAS Name: FOODDEAL

Tag Name: FOODDEAL

Inherited Universe:

Universe: PKGTRIP = 1

Universe Description: Yes, some or all of the costs were covered by a package deal

Question Text: Did the package deal include . . .

. . . Food and beverages?

Type: Enumerated

Length: 1

Answer List: TYesNo

Value:	Mnemonic:	Description:
1	Yes	Yes
2	No	No

Don't Know

Refuse

Empty

On Input

On Output

Array:

Skip Instructions: Goto LODGDEAL

Instrument SAS Name: FOODDEAL

Destination Data Set: ETRB

LOGGDEAL

Field

BLKSECT17_BC_STRUCT.BLKSECT17_BC_1.LOGGDEAL

Description: Did the package deal include lodging?

Form Pane Label: Lodging?

SAS Name: LOGGDEAL

Tag Name: LOGGDEAL

Inherited Universe:

Universe: FOODDEAL = 1, 2, DK or RF

Universe Description: Yes, some or all of the costs were covered by a package deal

Question Text: Did the package deal include . . .

. . . Lodging?

Type: Enumerated

Length: 1

Answer List: TYesNo

Value:	Mnemonic:	Description:
1	Yes	Yes
2	No	No

Don't Know

Refuse

Empty

On Input

On Output

Array:

Skip Instructions: Goto TRANDEAL

Instrument SAS Name: LOGGDEAL

Destination Data Set: ETRB

Field

TRANDEAL

BLKSECT17_BC_STRUCT.BLKSECT17_BC_1.TRANDEAL

Description: Did the package deal include transportation?

Form Pane Label: Transportation?

SAS Name: TRANDEAL

Tag Name: TRANDEAL

Inherited Universe:

Universe: LODGDEAL = 1, 2, DK or RF

Universe Description: Yes, some or all of the costs were covered by a package deal

Question Text: Did the package deal include . . .

. . . Transportation?

Type: Enumerated

Length: 1

Answer List: TYesNo

Value:	Mnemonic:	Description:
1	Yes	Yes
2	No	No

Don't Know

Refuse

Empty

On Input

On Output

Array:

Skip Instructions: Goto ELSEDEAL

Instrument SAS Name: TRANDEAL

Destination Data Set: ETRB

ELSEDEAL

Field

BLKSECT17_BC_STRUCT.BLKSECT17_BC_1.ELSEDEAL

Description: Did the package deal include anything else?

Form Pane Label: Anything else?

SAS Name: ELSEDEAL

Tag Name: ELSEDEAL

Inherited Universe:

Universe: TRANDEAL = 1, 2, DK or RF

Universe Description: Yes, some or all of the costs were covered by a package deal

Question Text: Did the package deal include . . .

. . . **Anything else?**

Type: Enumerated

Length: 1

Answer List: TYesNo

Value:	Mnemonic:	Description:
1	Yes	Yes
2	No	No

Don't Know

Refuse

Empty

On Input

On Output

Array:

Skip Instructions: 1: Goto S17BELSE

2,DK,RF: Goto PKGTRIPX

Instrument SAS Name: ELSEDEAL

Destination Data Set: ETRB

S17BELSE

Field

BLKSECT17_BC_STRUCT.BLKSECT17_BC_1.S17BELSE

Description: Specify what else the package deal included

Form Pane Label: Specify

SAS Name: S17BELSE

Tag Name: S17BELSE

Inherited Universe:

Universe: ELSEDEAL = 1

Universe Description: Yes, Something other than Food, Lodging and Transportation was included in the Package deal

Question Text: * Specify:

Type: String

Length: 30

- Don't Know
- Refuse
- Empty

- On Input
- On Output

Array:

Skip Instructions: Goto PKGTRIPX

Instrument SAS Name: S17BELSE

Destination Data Set: ETRB

Field

PKGTRIPX

BLKSECT17_BC_STRUCT.BLKSECT17_BC_1.PKGTRIPX

Description: How much did you pay for the package deal?

Form Pane Label: Package deal \$

SAS Name: PKGTRIPX

Tag Name: PKGTRIPX

Inherited Universe:

Universe: (ELSEDEAL = 2, DK or RF) OR (S17BELSE = Entry)

Universe Description: Yes, some or all of the costs were covered by a package deal

Question Text: How much did ^YOU_YRCU pay for the package deal?

Fills: YOU_YRCU

Instructions: IF NUMHOUSE = 1 then fill "you"
ELSE fill "your household"

Type: Integer

Length: 7

Min: 1

Max: 999999

- Don't Know
- Refuse
- Empty

- On Input
- On Output

Array:

Special Instructions: Display a \$ and comma in the entry field

Skip Instructions: 1-999999: IF entry lt 5 or gt 7000 then goto ERR1_PKGTRIPX
ELSE goto TRPTRNS

DK,RF: Goto TRPTRNS

Instrument SAS Name: PKGTRIPX

Destination Data Set: ETRB

ERR1_PKGTRIPX

Check

BLKSECT17_BC_STRUCT.BLKSECT17_BC_1.ERR1_PKGTRIPX

Description: out of Range Check

Inherited Universe:

Universe: (PKGTRIPX lt 5 or gt 7000) AND PKGTRIPX <> DK AND
PKGTRIPX <> RF

Universe Description: Package deal cost was less than \$5 or greater than \$7,000

Text: * THE VALUE ENTERED IS UNUSUALLY HIGH OR LOW

PLEASE VERIFY AND IF CORRECT, ENTER ITEM LEVEL NOTE

Check Instructions: IF suppressed then set PKGT_IPX = A1

Type: Soft

Skip Instructions: Suppress: Goto TRPTRNS

All others, go back to PKGTRIPX

Field

TRPTRNS

BLKSECT17_BC_STRUCT.BLKSECT17_BC_1.TRPTRNS

Description: Type of transport

Form Pane Label: Type of transport

SAS Name:

Tag Name: TRPTRNS

Inherited Universe:

Universe: (PKGTRIP = 2, DK or RF) OR (PKGTRIPX = 1-999999, DK or RF)

Universe Description: All ended trips

Help Screen: H_TRPTRNS

Question Text:  41 ? [F1]

**Starting at the beginning of this trip, please tell me all the kinds of transportation
 ^YOU_ANYMEM used from the time you (they) left home to the time you (they) got back home.**

✦ [Enter all that apply, separate with commas](#)

Fills: YOU_ANYMEM

Instructions: IF NUMHOUSE = 1 then fill "you"
 ELSE fill "you or any members of your household"

Type: Set

Max Number of Values: 14

Length: 2

Answer List: TTransportation

Value:	Mnemonic:	Description:
1	Local	Local (taxi, etc.)
2	Airplane	Airplane
3	Train	Train
4	Bus	Bus
5	Ship	Ship
6	CarOrJeep	Automobile, truck, van (Rented)
7	MotorcycleOrMoped	Motorcycle, moped (Rented)
8	PrivatePlane	Private plane (Rented)

9	BoatOrTrailer	Boat, trailer (Rented)
10	Camper	Camper (Rented)
11	OtherVehicles	Other vehicles (Rented)
12	CUOwnedCar	Automobiles or other vehicles privately owned or leased by household
13	OtherNonCUVehicle	Vehicle owned by someone else (Private)
14	OtherTransport	Other transport (Private)

- Don't Know
- Refuse
- Empty

- On Input
- On Output

Store Instructions: If 1 is selected, store 01 in CMLOCALY
If 2 is selected, store 02 in CMPLANEY
If 3 is selected, store 03 in CMTRAINY
If 4 is selected, store 04 in CMBUSY
If 5 is selected, store 05 in CMSHIPY
If 6 is selected, store 06 in RTCARY
If 7 is selected, store 08 in RTMOPEYD
If 8 is selected, store 09 in RTPLANEY
If 9 is selected, store 10 in RTBOATY
If 10 is selected, store 11 in RTCAMPY
If 11 is selected, store 12 in RTOTHERY
If 12 is selected, store 13 in PVCARY
If 13 is selected, store 16 in PVELSEY
If 14 is selected, store 17 in PVTRANSY

Array:

Skip Instructions: 1-14: IF 1 is selected then goto CMLOCALX
ELSEIF 2 is selected then goto CMPLANEX
ELSEIF 3 is selected then goto CMTRAINX
ELSEIF 4 is selected then goto CMBUSX
ELSEIF 5 is selected then goto CMSHIPX
ELSEIF 6 is selected then goto RTCARX
ELSEIF 7 is selected then goto RTMOPEDX
ELSEIF 8 is selected then goto RTPLANEX
ELSEIF 9 is selected then goto RTBOATX
ELSEIF 10 is selected then goto RTCAMPX
ELSEIF 11 is selected then goto RTOTHERX
ELSEIF 12-14 is selected then goto ANYGAS

DK,RF: Goto LODGING

Instrument SAS Name: TRPTRNS

Destination Data Set: ETRB

CMLOCALX

Field

BLKSECT17_BC_STRUCT.BLKSECT17_BC_1.CMLOCALX

Description: How much spent for local transportation (other than things covered by package deal)

Form Pane Label: Local transport \$

SAS Name: CMLOCALX

Tag Name: CMLOCALX

Inherited Universe:

Universe: 1 was selected in TRPTRNS

Universe Description: Local Transportation was used on the trip

Question Text: How much did ^YOU_ANYMEM spend for local transportation (taxi, etc.)
^FillOtherThanPackage?

Fills: YOU_ANYMEM

Instructions: IF NUMHOUSE = 1 then fill "you"
ELSE fill "you or any members of your household"

Fills: FillOtherThanPackage

Instructions: If TRANDEAL = 1 fill, "other than what the package deal covered".

Type: Integer

Length: 7

Min: 0

Max: 999999

Don't Know

Refuse

Empty

On Input

On Output

Array:

Special Instructions: Display a \$ and comma in the entry field

Skip Instructions: IF entry gt 640 and ne DK or RF then goto ERR1_CMLOCALX
ELSEIF 2 is selected in TRPTRNS then goto CMPLANEX
ELSEIF 3 is selected in TRPTRNS then goto CMTRAINX
ELSEIF 4 is selected in TRPTRNS then goto CMBUSX

ELSEIF 5 is selected in TRPTRNS then goto CMSHIPX
ELSEIF 6 is selected in TRPTRNS then goto RTCARX
ELSEIF 7 is selected in TRPTRNS then goto RTMOPEDX
ELSEIF 8 is selected in TRPTRNS then goto RTPLANEX
ELSEIF 9 is selected in TRPTRNS then goto RTBOATX
ELSEIF 10 is selected in TRPTRNS then goto RTCAMPX
ELSEIF 11 is selected in TRPTRNS then goto RTOTHERX
ELSEIF 12-14 are selected in TRPTRNS then goto ANYGAS
ELSE goto LODGING

Instrument SAS Name: CMLOCALX

Destination Data Set: ETRB

ERR1_CMLOCALX

Check

BLKSECT17_BC_STRUCT.BLKSECT17_BC_1.ERR1_CMLOCALX

Description: Out of Range Check

Inherited Universe:

Universe: CMLOCALX gt 640 AND CMLOCALX <> DK AND CMLOCALX <> RF

Universe Description: Cost for local transportation used on the trip is greater than \$640

Text: * THE VALUE ENTERED IS UNUSUALLY HIGH OR LOW

PLEASE VERIFY AND IF CORRECT, ENTER ITEM LEVEL NOTE

Check Instructions: IF suppressed then set CMLO_ALX = A1

Type: Soft

Skip Instructions: Suppress: IF 2 is selected in TRPTRNS then goto CMPLANEX
ELSEIF 3 is selected in TRPTRNS then goto CMTRAINX
ELSEIF 4 is selected in TRPTRNS then goto CMBUSX
ELSEIF 5 is selected in TRPTRNS then goto CMSHIPX
ELSEIF 6 is selected in TRPTRNS then goto RTCARX
ELSEIF 7 is selected in TRPTRNS then goto RTMOPEDX
ELSEIF 8 is selected in TRPTRNS then goto RTPLANEX
ELSEIF 9 is selected in TRPTRNS then goto RTBOATX
ELSEIF 10 is selected in TRPTRNS then goto RTCAMPX
ELSEIF 11 is selected in TRPTRNS then goto RTOTHERX
ELSEIF 12-14 are selected in TRPTRNS then
 goto ANYGAS
ELSE goto LODGING

All others, go back to CMLOCALX

Field

CMPLANEX

BLKSECT17_BC_STRUCT.BLKSECT17_BC_1.CMPLANEX

Description: How much did you spend for airplane fare

Form Pane Label: Airplane \$

SAS Name: CMPLANEX

Tag Name: CMPLANEX

Inherited Universe:

Universe: 2 was selected in TRPTRNS

Universe Description: Airplane was used on this trip

Question Text: How much did ^YOU_ANYMEM spend for airfare ^FillOtherThanPackage?

Fills: YOU_ANYMEM

Instructions: IF NUMHOUSE = 1 then fill "you"

ELSE fill "you or any members of your household"

Fills: FillOtherThanPackage

Instructions: If TRANDEAL = 1 fill, "other than what the package deal covered".

Type: Integer

Length: 7

Min: 0

Max: 999999

Don't Know

Refuse

Empty

On Input

On Output

Array:

Special Instructions: Display a \$ and comma in the entry field

Skip Instructions: IF entry gt 2000 and ne DK or RF then goto ERR1_COMPLANEX

ELSEIF 3 is selected in TRPTRNS then goto CMTRAINX

ELSEIF 4 is selected in TRPTRNS then goto CMBUSX

ELSEIF 5 is selected in TRPTRNS then goto CMSHIPX

ELSEIF 6 is selected in TRPTRNS then goto RTCARX

ELSEIF 7 is selected in TRPTRNS then goto RTMOPEDX
ELSEIF 8 is selected in TRPTRNS then goto RTPLANEX
ELSEIF 9 is selected in TRPTRNS then goto RTBOATX
ELSEIF 10 is selected in TRPTRNS then goto RTCAMPX
ELSEIF 11 is selected in TRPTRNS then goto RTOTHERX
ELSEIF 12-14 are selected in TRPTRNS then goto ANYGAS
ELSE goto LODGING

Instrument SAS Name: CMPLANEX

Destination Data Set: ETRB

Check

ERR1_CMPLANEX

BLKSECT17_BC_STRUCT.BLKSECT17_BC_1.ERR1_CMPLANEX

Description: Out of Range Check

Inherited Universe:

Universe: CMPLANEX gt 2000 AND CMPLANEX <> DK AND CMPLANEX <> RF

Universe Description: Airfare for this trip was greater than \$2,000

Text: * THE VALUE ENTERED IS UNUSUALLY HIGH OR LOW

PLEASE VERIFY AND IF CORRECT, ENTER ITEM LEVEL NOTE

Check Instructions: IF suppressed then set CMPL_NEX = A1

Type: Soft

Skip Instructions: Suppress: IF 3 is selected in TRPTRNS then goto CMTRAINX
ELSEIF 4 is selected in TRPTRNS then goto CMBUSX
ELSEIF 5 is selected in TRPTRNS then goto CMSHIPX
ELSEIF 6 is selected in TRPTRNS then goto RTCARX
ELSEIF 7 is selected in TRPTRNS then goto RTMOPEDX
ELSEIF 8 is selected in TRPTRNS then goto RTPLANEX
ELSEIF 9 is selected in TRPTRNS then goto RTBOATX
ELSEIF 10 is selected in TRPTRNS then goto RTCAMPX
ELSEIF 11 is selected in TRPTRNS then
goto RTOTHERX
ELSEIF 12-14 are selected in TRPTRNS then
goto ANYGAS
ELSE goto LODGING

All others, go back to CMPLANEX

CMTRAINX

Field

BLKSECT17_BC_STRUCT.BLKSECT17_BC_1.CMTRAINX

Description: How much did you spend for train fare

Form Pane Label: Train \$

SAS Name: CMTRAINX

Tag Name: CMTRAINX

Inherited Universe:

Universe: 3 was selected in TRPTRNS

Universe Description: Train was used on this trip

Question Text: How much did ^YOU_ANYMEM spend for train fare ^FillOtherThanPackage?

Fills: YOU_ANYMEM

Instructions: IF NUMHOUSE = 1 then fill "you"

ELSE fill "you or any members of your household"

Fills: FillOtherThanPackage

Instructions: If TRANDEAL = 1 fill, "other than what the package deal covered".

Type: Integer

Length: 7

Min: 0

Max: 999999

Don't Know

Refuse

Empty

On Input

On Output

Array:

Special Instructions: Display a \$ and comma in the entry field

Skip Instructions: IF entry gt 800 and ne DK or RF then

goto ERR1_CMTRAINX

ELSEIF 4 is selected in TRPTRNS then goto CMBUSX

ELSEIF 5 is selected in TRPTRNS then goto CMSHIPX

ELSEIF 6 is selected in TRPTRNS then goto RTCARX

ELSEIF 7 is selected in TRPTRNS then goto RTMOPEDX
ELSEIF 8 is selected in TRPTRNS then goto RTPLANEX
ELSEIF 9 is selected in TRPTRNS then goto RTBOATX
ELSEIF 10 is selected in TRPTRNS then goto RTCAMPX
ELSEIF 11 is selected in TRPTRNS then goto RTOTHERX
ELSEIF 12-14 are selected in TRPTRNS then goto ANYGAS
ELSE goto LODGING

Instrument SAS Name: CMTRAINX

Destination Data Set: ETRB

ERR1_CMTRAINX

Check

BLKSECT17_BC_STRUCT.BLKSECT17_BC_1.ERR1_CMTRAINX

Description: Out of Range Check

Inherited Universe:

Universe: CMTRAINX gt 800 AND CMTRAINX <> DK AND CMTRAINX <> RF

Universe Description: Train fare for this trip is greater than \$800

Text: * THE VALUE ENTERED IS UNUSUALLY HIGH OR LOW

PLEASE VERIFY AND IF CORRECT, ENTER ITEM LEVEL NOTE

Check Instructions: IF suppressed then set CMTR_INX = A1

Type: Soft

Skip Instructions: Suppress: IF 4 is selected in TRPTRNS then goto CMBUSX
ELSEIF 5 is selected in TRPTRNS then goto CMSHIPX
ELSEIF 6 is selected in TRPTRNS then goto RTCARX
ELSEIF 7 is selected in TRPTRNS then goto RTMOPEDX
ELSEIF 8 is selected in TRPTRNS then goto RTPLANEX
ELSEIF 9 is selected in TRPTRNS then goto RTBOATX
ELSEIF 10 is selected in TRPTRNS then goto RTCAMPX
ELSEIF 11 is selected in TRPTRNS then goto RTOTHERX
ELSEIF 12-14 are selected in TRPTRNS then
 goto ANYGAS
ELSE goto LODGING

All others, go back to CMTRAINX

Field

CMBUSX

BLKSECT17_BC_STRUCT.BLKSECT17_BC_1.CMBUSX

Description: How much did you spend for bus fare

Form Pane Label: Bus \$

SAS Name: CMBUSX

Tag Name: CMBUSX

Inherited Universe:

Universe: 4 was selected in TRPTRNS

Universe Description: Bus was used on this trip

Question Text: How much did ^YOU_ANYMEM spend for bus fare ^FillOtherThanPackage?

Fills: YOU_ANYMEM

Instructions: IF NUMHOUSE = 1 then fill "you"

ELSE fill "you or any members of your household"

Fills: FillOtherThanPackage

Instructions: If TRANDEAL = 1 fill, "other than what the package deal covered".

Type: Integer

Length: 7

Min: 0

Max: 999999

Don't Know

Refuse

Empty

On Input

On Output

Array:

Special Instructions: Display a \$ and comma in the entry field

Skip Instructions: IF entry gt 315 and ne DK or RF then goto ERR1_CMBUSX

ELSEIF 5 is selected in TRPTRNS then goto CMSHIPX

ELSEIF 6 is selected in TRPTRNS then goto RTCARX

ELSEIF 7 is selected in TRPTRNS then goto RTMOPEDX

ELSEIF 8 is selected in TRPTRNS then goto RTPLANEX

ELSEIF 9 is selected in TRPTRNS then goto RTBOATX
ELSEIF 10 is selected in TRPTRNS then goto RTCAMPX
ELSEIF 11 is selected in TRPTRNS then goto RTOTHERX
ELSEIF 12-14 are selected in TRPTRNS then goto ANYGAS
ELSE goto LODGING

Instrument SAS Name: CMBUSX

Destination Data Set: ETRB

Check

ERR1_CMBUSX

BLKSECT17_BC_STRUCT.BLKSECT17_BC_1.ERR1_CMBUSX

Description: Out of Range Check

Inherited Universe:

Universe: CMBUSX gt 315 AND CMBUSX <> DK AND CMBUSX <> RF

Universe Description: Bus fare for this trip was greater than \$315

Text: * THE VALUE ENTERED IS UNUSUALLY HIGH OR LOW

PLEASE VERIFY AND IF CORRECT, ENTER ITEM LEVEL NOTE

Check Instructions: IF suppressed then set CMBUSX_ = A1

Type: Soft

Skip Instructions: Suppress: IF 5 is selected in TRPTRNS then goto CMSHIPX
ELSEIF 6 is selected in TRPTRNS then goto RTCARX
ELSEIF 7 is selected in TRPTRNS then goto RTMOPEDX
ELSEIF 8 is selected in TRPTRNS then goto RTPLANEX
ELSEIF 9 is selected in TRPTRNS then goto RTBOATX
ELSEIF 10 is selected in TRPTRNS then goto RTCAMPX
ELSEIF 11 is selected in TRPTRNS then goto RTOTHERX
ELSEIF 12-14 are selected in TRPTRNS then
goto ANYGAS
ELSE goto LODGING

All others, go back to CMBUSX

CMSHIPX

Field

BLKSECT17_BC_STRUCT.BLKSECT17_BC_1.CMSHIPX

Description: How much did you spend for ship fare

Form Pane Label: Ship \$

SAS Name: CMSHIPX

Tag Name: CMSHIPX

Inherited Universe:

Universe: 5 was selected in TRPTRNS

Universe Description: Boat/Ship was used on this trip

Question Text: How much did ^YOU_ANYMEM spend for ship fare ^FillOtherThanPackage?

Fills: YOU_ANYMEM

Instructions: IF NUMHOUSE = 1 then fill "you"

ELSE fill "you or any members of your household"

Fills: FillOtherThanPackage

Instructions: If TRANDEAL = 1 fill, "other than what the package deal covered".

Type: Integer

Length: 7

Min: 0

Max: 999999

Don't Know

Refuse

Empty

On Input

On Output

Array:

Special Instructions: Display a \$ and comma in the entry field

Skip Instructions: IF entry gt 2800 and ne DK or RF, then

goto ERR1_CMSHIPX

ELSEIF (RT10.POPGRP = 1, 2, 01 or 02) AND (DESTCODE <> X or

(DESTCODE = X and FOREIGN = 5)) then goto SHPSTORE

ELSEIF 6 is selected in TRPTRNS then goto RTCARX

ELSEIF 7 is selected in TRPTRNS then goto RTMOPEDX
ELSEIF 8 is selected in TRPTRNS then goto RTPLANEX
ELSEIF 9 is selected in TRPTRNS then goto RTBOATX
ELSEIF 10 is selected in TRPTRNS then goto RTCAMPX
ELSEIF 11 is selected in TRPTRNS then goto RTOTHERX
ELSEIF 12-14 are selected in TRPTRNS then goto ANYGAS
ELSE goto LODGING

Instrument SAS Name: CMSHIPX

Destination Data Set: ETRB

ERR1_CMSHIPX

Check

BLKSECT17_BC_STRUCT.BLKSECT17_BC_1.ERR1_CMSHIPX

Description: Out of Range Check

Inherited Universe:

Universe: (CMSHIPX gt 2800) AND CMSHIPX <> DK AND CMSHIPX <> RF

Universe Description: Ship fare for this trip was greater than \$2,800

Text: * THE VALUE ENTERED IS UNUSUALLY HIGH OR LOW

PLEASE VERIFY AND IF CORRECT, ENTER ITEM LEVEL NOTE

Check Instructions: IF suppressed then set CMSHIPX_ = A1

Type: Soft

Skip Instructions: Suppress: IF (RT10.POPGRP = 1, 2, 01 or 02) AND
(DESTCODE <> X or (DESTCODE = X and
FOREIGN = 5)) then goto SHPSTORE
ELSEIF 6 is selected in TRPTRNS then goto RTCARX
ELSEIF 7 is selected in TRPTRNS then goto RTMOPEDX
ELSEIF 8 is selected in TRPTRNS then goto RTPLANEX
ELSEIF 9 is selected in TRPTRNS then goto RTBOATX
ELSEIF 10 is selected in TRPTRNS then goto RTCAMPX
ELSEIF 11 is selected in TRPTRNS then goto RTOTHERX
ELSEIF 12-14 are selected in TRPTRNS then
goto ANYGAS
ELSE goto LODGING

All others, go back to CMSHIPX

Field

SHPSTORE

BLKSECT17_BC_STRUCT.BLKSECT17_BC_1.SHPSTORE

Description: Cruise line name

Form Pane Label: Company

SAS Name: SHPSTORE

Tag Name: SHPSTORE

Inherited Universe:

Universe: (CMSHIPX = 0-999999, DK or RF) AND
(RT10.POPGRP = 1, 2, 01 or 02) AND
(DESTCODE <> X or (DESTCODE = X and FOREIGN = 5))

Universe Description:

Question Text: What is the name of the cruise line or ship travel company?

• [Enter store, website, or company name](#)

Type: String

Length: 45

Don't Know
 Refuse
 Empty

On Input
 On Output

Array:

Skip Instructions: ENTRY: Goto SHPRSRV

DK, RF: IF 6 is selected in TRPTRNS then goto RTCARX
ELSEIF 7 is selected in TRPTRNS then goto RTMOPEDX
ELSEIF 8 is selected in TRPTRNS then goto RTPLANEX
ELSEIF 9 is selected in TRPTRNS then goto RTBOATX
ELSEIF 10 is selected in TRPTRNS then goto RTCAMPX
ELSEIF 11 is selected in TRPTRNS then goto RTOTHERX
ELSEIF 12-14 are selected in TRPTRNS then
goto ANYGAS
ELSE goto LODGING

Instrument SAS Name: SHPSTORE

Destination Data Set: ETRB

Field

SHPRSRV

BLKSECT17_BC_STRUCT.BLKSECT17_BC_1.SHPRSRV

Description: Reserved with company or third party

Form Pane Label: Direct

SAS Name: SHPRSRV

Tag Name: SHPRSRV

Inherited Universe:

Universe: SHPSTORE = RESPONSE

Universe Description:

Question Text: Was the reservation made directly with ^SHPSTORE_Fill or through a third party?

Fills: SHPSTORE_Fill

Instructions: Fill the entry in SHPSTORE

Type: Enumerated

Length: 1

Answer List: TDirectThird

Value:	Mnemonic:	Description:
1	Direct	Direct
2	Third	Third party

Don't Know

Refuse

Empty

On Input

On Output

Array:

Special Instructions: IF (SHPRSRV = 1, DK or RF) and uppercase entry in SHPSTORE contains ".COM" then set SHPPURCH = 1 and "keep" and "Show"

Skip Instructions: 1,DK,RF: IF uppercase entry in SHPSTORE contains .COM then
IF 6 is selected in TRPTRNS then goto RTCARX
ELSEIF 7 is selected in TRPTRNS then goto RTMOPEDX

ELSEIF 8 is selected in TRPTRNS then goto RTPLANEX
ELSEIF 9 is selected in TRPTRNS then goto RTBOATX
ELSEIF 10 is selected in TRPTRNS then goto RTCAMPX
ELSEIF 11 is selected in TRPTRNS then goto RTOTHERX
ELSEIF 12-14 are selected in TRPTRNS then
 goto ANYGAS
 ELSE goto LODGING
ELSE goto SHPPURCH

2: Goto SHPRCOMP

Instrument SAS Name: SHPRSRV

Destination Data Set: ETRB

Field

SHPRCOMP

BLKSECT17_BC_STRUCT.BLKSECT17_BC_1.SHPRCOMP

Description: Company name

Form Pane Label: Resv Company

SAS Name: SHPRCOMP

Tag Name: SHPRCOMP

Inherited Universe:

Universe: SHPRSRV = 2

Universe Description:

Question Text: What is the name of the company you used to make the reservation?

✦ Enter store, website, or company name

Type: String

Length: 45

Don't Know

Refuse

Empty

On Input

On Output

Array:

Special Instructions: IF uppercase entry contains ".COM" then set SHPPURCH = 1 and "keep" and "show"

Skip Instructions: IF uppercase entry contains ".COM" then

IF 6 is selected in TRPTRNS then goto RTCARX

ELSEIF 7 is selected in TRPTRNS then goto RTMOPEDX

ELSEIF 8 is selected in TRPTRNS then goto RTPLANEX

ELSEIF 9 is selected in TRPTRNS then goto RTBOATX

ELSEIF 10 is selected in TRPTRNS then goto RTCAMPX

ELSEIF 11 is selected in TRPTRNS then goto RTOTHERX

ELSEIF 12-14 are selected in TRPTRNS then goto ANYGAS

ELSE goto LODGING

ELSE goto SHPPURCH

Instrument SAS Name: SHPRCOMP

Destination Data Set: ETRB

Field

SHPPURCH

BLKSECT17_BC_STRUCT.BLKSECT17_BC_1.SHPPURCH

Description: Reservation Online or in person

Form Pane Label: Online

SAS Name: SHPPURCH

Tag Name: SHPPURCH

Inherited Universe:

Universe: ((SHPRSRV = 1,DK or RF) AND SHPSTORE = RESPONSE and
(Uppercase entry in SHPSTORE does not contain ".COM"))
OR
(SHPRCOMP = RESPONSE and
(Uppercase entry in SHPRCOMP does not contain ".COM"))

Universe Description:

Question Text: Was this reservation made -

Type: Enumerated

Length: 1

Answer List: Tonline

Value:	Mnemonic:	Description:
1	Online	Online?
2	InPerson	In person?
3	MailTel	By mail or telephone order?
4	Other	Other

Don't Know

Refuse

Empty

On Input

On Output

Array:

Special Instructions: Answer list descriptions for options 1-3 should be bold black

Skip Instructions: 1,3,4,DK,RF: IF 6 is selected in TRPTRNS then goto RTCARX
ELSEIF 7 is selected in TRPTRNS then goto RTMOPEDX

ELSEIF 8 is selected in TRPTRNS then goto RTPLANEX
ELSEIF 9 is selected in TRPTRNS then goto RTBOATX
ELSEIF 10 is selected in TRPTRNS then goto RTCAMPX
ELSEIF 11 is selected in TRPTRNS then goto RTOTHERX
ELSEIF 12-14 are selected in TRPTRNS then
 goto ANYGAS
ELSE goto LODGING

2: Goto SHPRLOC

Instrument SAS Name: SHPPURCH

Destination Data Set: ETRB

Field

SHPRLOC
BLKSECT17_BC_STRUCT.BLKSECT17_BC_1.SHPRLOC

Description: Company location - City

Form Pane Label: Location - City

SAS Name: SHPRLOC

Tag Name: SHPRLOC

Inherited Universe:

Universe: SHPPURCH = 2

Universe Description:

Question Text: In what city is ^SHPRCOMP_Fill located?

Fills: SHPRCOMP_Fill

Instructions: If SHPRSRV = 2 then fill entry in SHPRCOMP
ELSE fill entry in SHPSTORE

Type: String

Length: 45

Don't Know
 Refuse
 Empty

On Input
 On Output

Array:

Skip Instructions: Goto SPRLOCST

Instrument SAS Name: SHPRLOC

Destination Data Set: ETRB

SPRLOCST

Field

BLKSECT17_BC_STRUCT.BLKSECT17_BC_1.SPRLOCST

Description: Company location - State

Form Pane Label: State

SAS Name: SPRLOCST

Tag Name: SPRLOCST

Inherited Universe:

Universe: SHPPURCH = 2

Universe Description:

Help Screen: H_DESTCODE

Question Text: ? [F1]

In what state is ^SHPRCOMP_Fill located?

✦ [Enter the two character state abbreviation](#)

Fills: SHPRCOMP_Fill

Instructions: If SHPRSRV = 2 then fill entry in SHPRCOMP
ELSE fill entry in SHPSTORE

Type: String

Length: 2

Don't Know
 Refuse
 Empty

On Input
 On Output

Array:

Special Instructions: Use answer type TState - STRING[2], display width 4

Skip Instructions: IF entry is not a valid state abbreviation then
goto CK_SPRLOCST
ELSEIF 6 is selected in TRPTRNS then goto RTCARX
ELSEIF 7 is selected in TRPTRNS then goto RTMOPEDX
ELSEIF 8 is selected in TRPTRNS then goto RTPLANEX
ELSEIF 9 is selected in TRPTRNS then goto RTBOATX

ELSEIF 10 is selected in TRPTRNS then goto RTCAMPX
ELSEIF 11 is selected in TRPTRNS then goto RTOTHERX
ELSEIF 12-14 are selected in TRPTRNS then goto ANYGAS

ELSE goto LODGING

Instrument SAS Name: SPRLOCST

Destination Data Set: ETRB

CK_SPRLOCST

Check

BLKSECT17_BC_STRUCT.BLKSECT17_BC_1.CK_SPRLOCST

Description: Not a valid state abbreviation

Inherited Universe:

Universe: (Entry in SPRLOCST is not a valid state abbreviation) AND SPRLOCST <> DK AND SPRLOCST <> RF

Universe Description: State abbreviation entered is not valid

Text: * [Not a valid state abbreviation](#)

Check Instructions:

Type: Hard

Skip Instructions: Go back to SPRLOCST

Field

RTCARX

BLKSECT17_BC_STRUCT.BLKSECT17_BC_1.RTCARX

Description: How much spent for rented car or jeep transportation

Form Pane Label: Car rental \$

SAS Name: RTCARX

Tag Name: RTCARX

Inherited Universe:

Universe: 6 was selected in TRPTRNS

Universe Description: Rental car, truck or van was used on this trip

Question Text: How much did ^YOU_ANYMEM spend for rented automobiles, trucks or vans, not including gas ^YOU_ANYMEM bought ^FillOtherThanPackage?

[^RTCARX_Fill](#)

Fills: YOU_ANYMEM

Instructions: IF NUMHOUSE = 1 then fill "you"
ELSE fill "you or any members of your household"

Fills: FillOtherThanPackage

Instructions: If TRANDEAL = 1 fill, "other than what the package deal covered".

Fills: RTCARX_Fill

Instructions: IF any BSECT09.BSECT09L1.BTABLEA.BROW.RENTCODE = 105 then fill
" ♦ [Do not include any rental costs already collected in Section 9](#)"

Type: Integer

Length: 7

Min: 0

Max: 999999

- Don't Know
- Refuse
- Empty

- On Input
- On Output

Array:

Special Instructions: Display a \$ and comma in the entry field

Skip Instructions: IF entry gt 1400 and ne DK or RF then goto ERR1_RTCARX
ELSEIF ((RT10.POPGRP = 5, 6, 05 or 06) AND DESTCODE ne X)
then goto RTCSTORE
ELSEIF 7 is selected in TRPTRNS then goto RTMOPEDX
ELSEIF 8 is selected in TRPTRNS then goto RTPLANEX
ELSEIF 9 is selected in TRPTRNS then goto RTBOATX
ELSEIF 10 is selected in TRPTRNS then goto RTCAMPX
ELSEIF 11 is selected in TRPTRNS then goto RTOTHERX
ELSE goto ANYGAS

Instrument SAS Name: RTCARX

Destination Data Set: ETRB

Check

ERR1_RTCARX

BLKSECT17_BC_STRUCT.BLKSECT17_BC_1.ERR1_RTCARX

Description: Out of Range Check

Inherited Universe:

Universe: RTCARX gt 1400 AND RTCARX <> DK AND RTCARX <> RF

Universe Description: Rental Car/truck costs were greater than \$1400

Text: * THE VALUE ENTERED IS UNUSUALLY HIGH OR LOW

PLEASE VERIFY AND IF CORRECT, ENTER ITEM LEVEL NOTE

Check Instructions: IF suppressed then set RTCARX_ = A1

Type: Soft

Skip Instructions: Suppress: IF ((RT10.POPGRP = 5, 6, 05 or 06) AND
DESTCODE <> X) then goto RTCSTORE
ELSEIF 7 is selected in TRPTRNS then goto RTMOPEDX
ELSEIF 8 is selected in TRPTRNS then goto RTPLANEX
ELSEIF 9 is selected in TRPTRNS then goto RTBOATX
ELSEIF 10 is selected in TRPTRNS then goto RTCAMPX
ELSEIF 11 is selected in TRPTRNS then goto RTOTHERX
ELSE goto ANYGAS

All others, go back to RTCARX

RTCSTORE

Field

BLKSECT17_BC_STRUCT.BLKSECT17_BC_1.RTCSTORE

Description: Car company name

Form Pane Label: Company

SAS Name: RTCSTORE

Tag Name: RTCSTORE

Inherited Universe:

Universe: (RTCARX = 0-999999, DK or RF) AND
(RT10.POPGRP = 5, 6, 05 or 06) AND DESTCODE <> X

Universe Description:

Question Text: What is the name of the rental car company used?

• Enter store, website, or company name

Type: String

Length: 45

Don't Know
 Refuse
 Empty

On Input
 On Output

Array:

Skip Instructions: ENTRY: Goto RTCPKUP

DK, RF: IF 7 is selected in TRPTRNS then goto RTMOPEDX
ELSEIF 8 is selected in TRPTRNS then goto RTPLANEX
ELSEIF 9 is selected in TRPTRNS then goto RTBOATX
ELSEIF 10 is selected in TRPTRNS then goto RTCAMPX
ELSEIF 11 is selected in TRPTRNS then goto RTOTHERX
ELSE goto ANYGAS

Instrument SAS Name: RTCSTORE

Destination Data Set: ETRB

Field

RTCPKUP

BLKSECT17_BC_STRUCT.BLKSECT17_BC_1.RTCPKUP

Description: Vehicle pickup location - City

Form Pane Label: Pk Up Location - City

SAS Name: RTCPKUP

Tag Name: RTCPKUP

Inherited Universe:

Universe: RTCSTORE = RESPONSE

Universe Description:

Question Text: In what city was the vehicle picked up?

Type: String

Length: 45

Don't Know

Refuse

Empty

On Input

On Output

Array:

Skip Instructions: Goto RTPKUPST

Instrument SAS Name: RTCPKUP

Destination Data Set: ETRB

RTPKUPST

Field

BLKSECT17_BC_STRUCT.BLKSECT17_BC_1.RTPKUPST

Description: Vehicle pickup location - State

Form Pane Label: State

SAS Name: RTPKUPST

Tag Name: RTPKUPST

Inherited Universe:

Universe: RTCSTORE = RESPONSE

Universe Description:

Help Screen: H_DESTCODE

Question Text: ? [F1]

In what state was the vehicle picked up?

◆ Enter the two character state abbreviation or "XX" for foreign country

Type: String

Length: 2

Don't Know

Refuse

Empty

On Input

On Output

Array:

Special Instructions: Use answer type TState - STRING[2], display width 4

Skip Instructions: IF entry is not a valid state abbreviation then
goto CK_RTPKUPST

ELSEIF entry is not XX then goto RTCRSRV

ELSE

IF 7 is selected in TRPTRNS then goto RTMOPEDX

ELSEIF 8 is selected in TRPTRNS then goto RTPLANEX

ELSEIF 9 is selected in TRPTRNS then goto RTBOATX

ELSEIF 10 is selected in TRPTRNS then goto RTCAMPX

ELSEIF 11 is selected in TRPTRNS then goto RTOTHERX
ELSE goto ANYGAS

Instrument SAS Name: RTPKUPST

Destination Data Set: ETRB

CK_RTPKUPST

Check

BLKSECT17_BC_STRUCT.BLKSECT17_BC_1.CK_RTPKUPST

Description: Not a valid state abbreviation

Inherited Universe:

Universe: (Entry in RTPKUPST is not a valid state abbreviation) AND RTPKUPST <> DK AND RTPKUPST <> RF AND RTPKUPST <> XX

Universe Description: State abbreviation entered is not valid

Text: * [Not a valid state abbreviation](#)

Check Instructions:

Type: Hard

Skip Instructions: Go back to RTPKUPST

Field

RTCRSRV

BLKSECT17_BC_STRUCT.BLKSECT17_BC_1.RTCRSRV

Description: Reserved with company or third party

Form Pane Label: Direct

SAS Name: RTCRSRV

Tag Name: RTCRSRV

Inherited Universe:

Universe: RTCSTORE = RESPONSE AND RTPKUPST is not XX

Universe Description: Business Name is not DK or RF and pick up state is not a foreign country

Question Text: Was the reservation made directly with ^RTCSTORE_fill or through a third party?

Fills: RTCSTORE_fill

Instructions: Fill the entry in RTCSTORE

Type: Enumerated

Length: 1

Answer List: TDirectThird

Value:	Mnemonic:	Description:
1	Direct	Direct
2	Third	Third party

Don't Know

Refuse

Empty

On Input

On Output

Array:

Special Instructions: IF (RTCRSRV = 1, DK or RF) AND uppercase entry in RTCSTORE contains ".COM" then set RTCPURCH = 1 and "keep" and "show"

Skip Instructions: 1,DK,RF: IF uppercase entry in RTCSTORE does not contain ".COM" then goto RTCPURCH
ELSEIF 7 is selected in TRPTRNS then goto RTMOPEDX

ELSEIF 8 is selected in TRPTRNS then goto RTPLANEX
ELSEIF 9 is selected in TRPTRNS then goto RTBOATX
ELSEIF 10 is selected in TRPTRNS then goto RTCAMPX
ELSEIF 11 is selected in TRPTRNS then goto RTOTHERX
ELSE goto ANYGAS

2: Goto RTCRCOMP

Instrument SAS Name: RTCRSRV

Destination Data Set: ETRB

Field

RTCRCOMP

BLKSECT17_BC_STRUCT.BLKSECT17_BC_1.RTCRCOMP

Description: Company name

Form Pane Label: Resv Company

SAS Name: RTCRCOMP

Tag Name: RTCRCOMP

Inherited Universe:

Universe: RTCRSRV = 2

Universe Description:

Question Text: What is the name of the company you used to make your reservation?

✦ Enter store, website, or company name

Type: String

Length: 45

Don't Know

Refuse

Empty

On Input

On Output

Array:

Special Instructions: IF uppercase entry contains ".COM" then set RTCPURCH = 1 and "keep" and "show"

Skip Instructions: IF uppercase entry contains does not ".COM" and is not DK or RF then goto RTCPURCH

ELSEIF 7 is selected in TRPTRNS then goto RTMOPEDX

ELSEIF 8 is selected in TRPTRNS then goto RTPLANEX

ELSEIF 9 is selected in TRPTRNS then goto RTBOATX

ELSEIF 10 is selected in TRPTRNS then goto RTCAMPX

ELSEIF 11 is selected in TRPTRNS then goto RTOTHERX

ELSE goto ANYGAS

Instrument SAS Name: RTCRCOMP

Destination Data Set: ETRB

RTCPURCH

Field

BLKSECT17_BC_STRUCT.BLKSECT17_BC_1.RTCPURCH

Description: Reservation Online or in person

Form Pane Label: Online

SAS Name: RTCPURCH

Tag Name: RTCPURCH

Inherited Universe:

Universe: ((RTCRSRV = 1,DK or RF) AND RTCSTORE = RESPONSE and
(Uppercase entry in RTCSTORE does not contain ".COM"))
OR
(RTCRCOMP = RESPONSE and
(Uppercase entry in RTCRCOMP does not contain ".COM"))

Universe Description:

Question Text: Was this reservation made -

Type: Enumerated

Length: 1

Answer List: Tonline

Value:	Mnemonic:	Description:
1	Online	Online?
2	InPerson	In person?
3	MailTel	By mail or telephone order?
4	Other	Other

- Don't Know
- Refuse
- Empty

- On Input
- On Output

Array:

Special Instructions: Answer list descriptions for options 1-3 should be bold black

Skip Instructions: 1,3,4,DK,RF: IF 7 is selected in TRPTRNS then goto RTMOPEDX
ELSEIF 8 is selected in TRPTRNS then goto RTPLANEX

ELSEIF 9 is selected in TRPTRNS then goto RTBOATX
ELSEIF 10 is selected in TRPTRNS then goto RTCAMPX
ELSEIF 11 is selected in TRPTRNS then goto RTOTHERX
ELSE goto ANYGAS

2: IF RTCRCOMP = RESPONSE then goto RTCRLOC
ELSEIF 7 is selected in TRPTRNS then goto RTMOPEDX
ELSEIF 8 is selected in TRPTRNS then goto RTPLANEX
ELSEIF 9 is selected in TRPTRNS then goto RTBOATX
ELSEIF 10 is selected in TRPTRNS then goto RTCAMPX
ELSEIF 11 is selected in TRPTRNS then goto RTOTHERX
ELSE goto ANYGAS

Instrument SAS Name: RTCPURCH

Destination Data Set: ETRB

RTCRLOC

Field

BLKSECT17_BC_STRUCT.BLKSECT17_BC_1.RTCRLOC

Description: Company location - City

Form Pane Label: Location- City

SAS Name: RTCRLOC

Tag Name: RTCRLOC

Inherited Universe:

Universe: RTCPURCH = 2 AND RTCRCOMP = RESPONSE

Universe Description:

Question Text: In what city is ^RTCRCOMP_fill located?

Fills: RTCRCOMP_fill

Instructions: Fill the entry in RTCRCOMP

Type: String

Length: 45

- Don't Know
- Refuse
- Empty

- On Input
- On Output

Array:

Skip Instructions: Goto RTRLOCST

Instrument SAS Name: RTCRLOC

Destination Data Set: ETRB

Field

RTRLOCST

BLKSECT17_BC_STRUCT.BLKSECT17_BC_1.RTRLOCST

Description: Company location - State

Form Pane Label: State

SAS Name: RTRLOCST

Tag Name: RTRLOCST

Inherited Universe:

Universe: RTCPURCH = 2 AND RTCRCOMP = RESPONSE

Universe Description:

Help Screen: H_DESTCODE

Question Text: ? [F1]

In what state is ^RTCRCOMP_fill located?

✦ [Enter the two character state abbreviation](#)

Fills: RTCRCOMP_fill

Instructions: Fill the entry in RTCRCOMP

Type: String

Length: 2

Don't Know

Refuse

Empty

On Input

On Output

Array:

Special Instructions: Use answer type TState - STRING[2], display width 4

Skip Instructions: IF entry is not a valid state abbreviation then
goto CK_RTRLOCST
ELSEIF 7 is selected in TRPTRNS then goto RTMOPEDX
ELSEIF 8 is selected in TRPTRNS then goto RTPLANEX
ELSEIF 9 is selected in TRPTRNS then goto RTBOATX
ELSEIF 10 is selected in TRPTRNS then goto RTCAMPX
ELSEIF 11 is selected in TRPTRNS then goto RTOTHERX

ELSE goto ANYGAS

Instrument SAS Name: RTRLOCST

Destination Data Set: ETRB

Check

CK_RTRLOCST

BLKSECT17_BC_STRUCT.BLKSECT17_BC_1.CK_RTRLOCST

Description: Not a valid state abbreviation

Inherited Universe:

Universe: (Entry in RTRLOCST is not a valid state abbreviation) AND RTRLOCST <> DK AND RTRLOCST <> RF

Universe Description: State abbreviation entered is not valid

Text: * [Not a valid state abbreviation](#)

Check Instructions:

Type: Hard

Skip Instructions: Go back to RTRLOCST

RTMOPEDX

Field

BLKSECT17_BC_STRUCT.BLKSECT17_BC_1.RTMOPEDX

Description: How much spent for rented motorcycle or moped transportation

Form Pane Label: Moped rental \$

SAS Name: RTMOPEDX

Tag Name: RTMOPEDX

Inherited Universe:

Universe: 7 was selected in TRPTRNS

Universe Description: Rental motorcycle/moped was used on this trip

Question Text: How much did ^YOU_ANYMEM spend for rented motorcycles or mopeds, not including gas ^YOU_ANYMEM bought ^FillOtherThanPackage?

[^RTMOPEDX_Fill](#)

Fills: YOU_ANYMEM

Instructions: IF NUMHOUSE = 1 then fill "you"
ELSE fill "you or any members of your household"

Fills: FillOtherThanPackage

Instructions: If TRANDEAL = 1 fill, "other than what the package deal covered".

Fills: RTMOPEDX_Fill

Instructions: IF any BSECT09.BSECT09L1.BTABLEA.BROW.RENTCODE = 150 then fill
" ♦ Do not include any rental costs already collected in Section 9"

Type: Integer

Length: 7

Min: 0

Max: 999999

Don't Know
 Refuse
 Empty

On Input
 On Output

Array:

Special Instructions: Display a \$ and comma in the entry field

Skip Instructions: IF entry gt 250 and ne DK or RF then goto ERR1_RTMOPEDX
ELSEIF 8 is selected in TRPTRNS then goto RTPLANEX
ELSEIF 9 is selected in TRPTRNS then goto RTBOATX
ELSEIF 10 is selected in TRPTRNS then goto RTCAMPX
ELSEIF 11 is selected in TRPTRNS then goto RTOTHERX
ELSE goto ANYGAS

Instrument SAS Name: RTMOPEDX

Destination Data Set: ETRB

ERR1_RTMOPEDX

Check

BLKSECT17_BC_STRUCT.BLKSECT17_BC_1.ERR1_RTMOPEDX

Description: Out of Range Check

Inherited Universe:

Universe: RTMOPEDX gt 250 AND RTMOPEDX <> DK AND RTMOPEDX <> RF

Universe Description: Rental motorcycle/moped cost were greater than \$250

Text: * THE VALUE ENTERED IS UNUSUALLY HIGH OR LOW

PLEASE VERIFY AND IF CORRECT, ENTER ITEM LEVEL NOTE

Check Instructions: IF suppressed then set RTMO_EDX = A1

Type: Soft

Skip Instructions: Suppress: IF 8 is selected in TRPTRNS then goto RTPLANEX
ELSEIF 9 is selected in TRPTRNS then goto RTBOATX
ELSEIF 10 is selected in TRPTRNS then goto RTCAMPX
ELSEIF 11 is selected in TRPTRNS then goto RTOTHERX
ELSE goto ANYGAS

All others, go back to RTMOPEDX

Field

RTPLANEX

BLKSECT17_BC_STRUCT.BLKSECT17_BC_1.RTPANEX

Description: How much spent for rented private plane

Form Pane Label: Airplane rental \$

SAS Name: RTPANEX

Tag Name: RTPANEX

Inherited Universe:

Universe: 8 was selected in TRPTRNS

Universe Description: Rental plane was used on this trip

Question Text: How much did ^YOU_ANYMEM spend for rented private planes,
not including gas ^YOU_ANYMEM bought ^FillOtherThanPackage?

^RTPANEX_Fill

Fills: YOU_ANYMEM

Instructions: IF NUMHOUSE = 1 then fill "you"
ELSE fill "you or any members of your household"

Fills: FillOtherThanPackage

Instructions: If TRANDEAL = 1 fill, "other than what the package deal covered".

Fills: RTPANEX_Fill

Instructions: IF any BSECT09.BSECT09L1.BTABLEA.BROW.RENTCODE = 190 then fill
" * Do not include any rental costs already collected in Section 9"

Type: Integer

Length: 7

Min: 0

Max: 999999

Don't Know

Refuse

Empty

On Input

On Output

Array:

Special Instructions: Display a \$ and comma in the entry field

Skip Instructions: IF entry gt 6000 and ne DK or RF then goto ERR1_RTPLANEX
ELSEIF 9 is selected in TRPTRNS then goto RTBOATX
ELSEIF 10 is selected in TRPTRNS then goto RTCAMPX
ELSEIF 11 is selected in TRPTRNS then goto RTOTHERX
ELSE goto ANYGAS

Instrument SAS Name: RTPLANEX

Destination Data Set: ETRB

Check

ERR1_RTPLANEX

BLKSECT17_BC_STRUCT.BLKSECT17_BC_1.ERR1_RTPLANEX

Description: Out of Range Check

Inherited Universe:

Universe: RTPLANEX gt 6000 AND RTPLANEX <> DK AND RTPLANEX <> RF

Universe Description: Rental plane cost was greater than \$6,000

Text: * THE VALUE ENTERED IS UNUSUALLY HIGH OR LOW

PLEASE VERIFY AND IF CORRECT, ENTER ITEM LEVEL NOTE

Check Instructions: IF suppressed then set RTPL_NEX = A1

Type: Soft

Skip Instructions: Suppress: IF 9 is selected in TRPTRNS then goto RTBOATX
ELSEIF 10 is selected in TRPTRNS then goto RTCAMPX
ELSEIF 11 is selected in TRPTRNS then goto RTOTHERX
ELSE goto ANYGAS

All others, go back to RTPLANEX

RTBOATX

Field

BLKSECT17_BC_STRUCT.BLKSECT17_BC_1.RTBOATX

Description: How much spent for rented boat or trailer

Form Pane Label: Boat rental \$

SAS Name: RTBOATX

Tag Name: RTBOATX

Inherited Universe:

Universe: 9 was selected in TRPTRNS

Universe Description: Rental Boat/Trailer used on this trip

Question Text: How much did ^YOU_ANYMEM spend for rented boats or trailers,
not including gas ^YOU_ANYMEM bought ^FillOtherThanPackage?

[^RTBOATX_Fill](#)

Fills: YOU_ANYMEM

Instructions: IF NUMHOUSE = 1 then fill "you"
ELSE fill "you or any members of your household"

Fills: FillOtherThanPackage

Instructions: If TRANDEAL = 1 fill, "other than what the package deal covered".

Fills: RTBOATX_Fill

Instructions: IF any BSECT09.BSECT09L1.BTABLEA.BROW.RENTCODE = 160, 170, or 180
then fill

'* [Do not include any rental costs already collected in Section 9](#)"

Type: Integer

Length: 7

Min: 0

Max: 999999

- Don't Know
- Refuse
- Empty

- On Input
- On Output

Array:

Special Instructions: Display a \$ and comma in the entry field

Skip Instructions: IF entry gt 400 and ne DK or RF then goto ERR1_RTBOATX
ELSEIF 10 is selected in TRPTRNS then goto RTCAMPX
ELSEIF 11 is selected in TRPTRNS then goto RTOTHERX
ELSE goto ANYGAS

Instrument SAS Name: RTBOATX

Destination Data Set: ETRB

ERR1_RTBOATX

Check

BLKSECT17_BC_STRUCT.BLKSECT17_BC_1.ERR1_RTBOATX

Description: Out of Range Check

Inherited Universe:

Universe: RTBOATX gt 400 AND RTBOATX <> DK AND RTBOATX <> RF

Universe Description: Rental Boat/Trailer costs were greater than \$400

Text: * THE VALUE ENTERED IS UNUSUALLY HIGH OR LOW

PLEASE VERIFY AND IF CORRECT, ENTER ITEM LEVEL NOTE

Check Instructions: IF suppressed then set RTBOATX_ = A1

Type: Soft

Skip Instructions: Suppress: IF 10 is selected in TRPTRNS then goto RTCAMPX
ELSEIF 11 is selected in TRPTRNS then goto RTOTHERX
ELSE goto ANYGAS

All others, go back to RTBOATX

Field

RTCAMPX

BLKSECT17_BC_STRUCT.BLKSECT17_BC_1.RTCAMPX

Description: How much spent for rented camper

Form Pane Label: Camper rental \$

SAS Name: RTCAMPX

Tag Name: RTCAMPX

Inherited Universe:

Universe: 10 was selected in TRPTRNS

Universe Description: Rental Camper was used on this trip

Question Text: How much did ^YOU_ANYMEM spend for rented campers,
not including gas ^YOU_ANYMEM bought ^FillOtherThanPackage?

^RTCAMPX_Fill

Fills: YOU_ANYMEM

Instructions: IF NUMHOUSE = 1 then fill "you"
ELSE fill "you or any members of your household"

Fills: FillOtherThanPackage

Instructions: If TRANDEAL = 1 fill, "other than what the package deal covered".

Fills: RTCAMPX_Fill

Instructions: IF any BSECT09.BSECT09L1.BTABLEA.BROW.RENTCODE = 130 or 140 then fill
" * Do not include any rental costs already collected in Section 9"

Type: Integer

Length: 7

Min: 0

Max: 999999

Don't Know

Refuse

Empty

On Input

On Output

Array:

Special Instructions: Display a \$ and comma in the entry field

Skip Instructions: IF entry gt 1375 and ne DK or RF then goto ERR1_RTCAMPX
ELSEIF 11 is selected in TRPTRNS then goto RTOTHERX
ELSE goto ANYGAS

Instrument SAS Name: RTCAMPX

Destination Data Set: ETRB

Check

ERR1_RTCAMPX

BLKSECT17_BC_STRUCT.BLKSECT17_BC_1.ERR1_RTCAMPX

Description: Out of Range Check

Inherited Universe:

Universe: RTCAMPX gt 1375 AND RTCAMPX <> DK AND RTCAMPX <> RF

Universe Description: Rental Camper costs were greater than \$1,375

Text: * THE VALUE ENTERED IS UNUSUALLY HIGH OR LOW

PLEASE VERIFY AND IF CORRECT, ENTER ITEM LEVEL NOTE

Check Instructions: IF suppressed then set RTCAMPX_ = A1

Type: Soft

Skip Instructions: Suppress: ELSEIF 11 is selected in TRPTRNS then goto RTOTHERX
ELSE goto ANYGAS

All others, go back to RTCAMPX

RTOTHERX

Field

BLKSECT17_BC_STRUCT.BLKSECT17_BC_1.RTOTHERX

Description: How much spent for other rented vehicle

Form Pane Label: Other rental \$

SAS Name: RTOTHERX

Tag Name: RTOTHERX

Inherited Universe:

Universe: 11 was selected in TRPTRNS

Universe Description: Other rental vehicles were used on this trip

Question Text: How much did ^YOU_ANYMEM spend for other rented vehicle transportation, not including gas ^YOU_ANYMEM bought ^FillOtherThanPackage?

[^RTOTHERX_Fill](#)

Fills: YOU_ANYMEM

Instructions: IF NUMHOUSE = 1 then fill "you"
ELSE fill "you or any members of your household"

Fills: FillOtherThanPackage

Instructions: If TRANDEAL = 1 fill, "other than what the package deal covered".

Fills: RTOTHERX_Fill

Instructions: IF any BSECT09.BSECT09L1.BTABLEA.BROW.RENTCODE = 120 or 200 then fill
' * Do not include any rental costs already collected in Section 9"

Type: Integer

Length: 7

Min: 0

Max: 999999

Don't Know

Refuse

Empty

On Input

On Output

Array:

Special Instructions: Display a \$ and comma in the entry field

Skip Instructions: IF entry gt 870 and ne DK or RF then goto ERR1_RTOTHERX
ELSE goto ANYGAS

Instrument SAS Name: RTOTHERX

Destination Data Set: ETRB

ERR1_RTOTHERX

Check

BLKSECT17_BC_STRUCT.BLKSECT17_BC_1.ERR1_RTOTHERX

Description: Out of Range Check

Inherited Universe:

Universe: RTOTHERX gt 870 AND RTOTHERX <> DK AND RTOTHERX <> RF

Universe Description: Other rental vehicles costs were greater than \$870

Text: * THE VALUE ENTERED IS UNUSUALLY HIGH OR LOW

PLEASE VERIFY AND IF CORRECT, ENTER ITEM LEVEL NOTE

Check Instructions: IF suppressed then set RTOT_ERX = A1

Type: Soft

Skip Instructions: Suppress: Goto ANYGAS

All others, go back to RTOTHERX

Field

ANYGAS

BLKSECT17_BC_STRUCT.BLKSECT17_BC_1.ANYGAS

Description: Bought any fuel during the trip

Form Pane Label: Any fuel?

SAS Name: ANYGAS

Tag Name: ANYGAS

Inherited Universe:

Universe: Any of 6-14 selected in TRPTRNS

Universe Description: (Rental auto/truck/van, motorcycle/moped, plane, boat/trailer, camper, other vehicle)
OR Privately owned auto or vehicle owned by someone else or other privately transportation was used on this trip

Question Text: While on the trip did ^YOU_ANYMEM stop to buy any gasoline, diesel fuel, or any other fuels?

Fills: YOU_ANYMEM

Instructions: IF NUMHOUSE = 1 then fill "you"

ELSE fill "you or any members of your household"

Type: Enumerated

Length: 1

Answer List: TYesNo

Value:	Mnemonic:	Description:
1	Yes	Yes
2	No	No

- Don't Know
- Refuse
- Empty

- On Input
- On Output

Array:

Skip Instructions: 1: Goto GASOILX

2,DK,RF: Goto ANYTOLL

Instrument SAS Name: ANYGAS

Destination Data Set: ETRB

Field

GASOILX

BLKSECT17_BC_STRUCT.BLKSECT17_BC_1.GASOILX

Description: How much spent for fuel

Form Pane Label: Fuel \$

SAS Name: GASOILX

Tag Name: GASOILX

Inherited Universe:

Universe: ANYGAS = 1

Universe Description: Yes, stop to buy gas/fuel on this trip

Question Text: ^FillHowMuch_WhatCosts_Gas

Fills: FillHowMuch_WhatCosts_Gas

Instructions: IF flganyboth = 2 then fill: "How much did ^YOU_ANYMEM spend for that?"
ELSE fill "What costs for gasoline or other fuels won't be reimbursed?"

Fills: YOU_ANYMEM

Instructions: IF NUMHOUSE = 1 then fill "you"
ELSE fill "you or any members of your household"

Type: Integer

Length: 7

Min: 0

Max: 999999

Don't Know

Refuse

Empty

On Input

On Output

Array:

Special Instructions: Display a \$ and comma in the entry field

Skip Instructions: IF entry gt 256 and ne DK or RF then goto ERR1_GASOILX
ELSE goto ANYTOLL

Instrument SAS Name: GASOILX

Destination Data Set: ETRB

Check

ERR1_GASOILX

BLKSECT17_BC_STRUCT.BLKSECT17_BC_1.ERR1_GASOILX

Description: Out of Range Check

Inherited Universe:

Universe: GASOILX gt 256 AND GASOILX <> DK AND GASOILX <> RF

Universe Description: Fuel/Gas expense was greater than \$256

Text: * THE VALUE ENTERED IS UNUSUALLY HIGH OR LOW

PLEASE VERIFY AND IF CORRECT, ENTER ITEM LEVEL NOTE

Check Instructions: IF suppressed then set GASOILX_ = A1

Type: Soft

Skip Instructions: Suppress: Goto ANYTOLL

All others, go back to GASOILX

ANYTOLL

Field

BLKSECT17_BC_STRUCT.BLKSECT17_BC_1.ANYTOLL

Description: Spent anything for tolls

Form Pane Label: Any tolls?

SAS Name: ANYTOLL

Tag Name: ANYTOLL

Inherited Universe:

Universe: (ANYGAS = 2, DK or RF) OR (GASOILX = Entry)

Universe Description: (Rental auto, truck/van, motorcycle/moped, plane, boat/trailer, camper, other vehicle)
OR Privately owned auto or vehicle owned by someone else or other privately transportation was used on this trip

Question Text: While on the trip, did ^YOU_ANYMEM spend anything for tolls, not already reported?

Fills: YOU_ANYMEM

Instructions: IF NUMHOUSE = 1 then fill "you"

ELSE fill "you or any members of your household"

Type: Enumerated

Length: 1

Answer List: TYesNo

Value:	Mnemonic:	Description:
1	Yes	Yes
2	No	No

- Don't Know
- Refuse
- Empty

- On Input
- On Output

Array:

Skip Instructions: 1: Goto TRPTOLLX

2,DK,RF Goto ANYPARK

Instrument SAS Name: ANYTOLL

Destination Data Set: ETRB

TRPTOLLX

Field

BLKSECT17_BC_STRUCT.BLKSECT17_BC_1.TRPTOLLX

Description: How much spent for tolls

Form Pane Label: Tolls \$

SAS Name: TRPTOLLX

Tag Name: TRPTOLLX

Inherited Universe:

Universe: ANYTOLL = 1

Universe Description: Yes, there were toll costs on this trip

Question Text: ^FillHowMuch_WhatCosts_Tolls

Fills: FillHowMuch_WhatCosts_Tolls

Instructions: IF flganyboth = 2 then fill "How much did ^YOU_ANYMEM spend for tolls?"
ELSE fill "What costs for tolls won't be reimbursed?"

Fills: YOU_ANYMEM

Instructions: IF NUMHOUSE = 1 then fill "you"
ELSE fill "you or any members of your household"

Type: Integer

Length: 7

Min: 0

Max: 999999

Don't Know

Refuse

Empty

On Input

On Output

Array:

Special Instructions: Display a \$ and comma in the entry field

Skip Instructions: IF entry gt 50 and (ne DK or RF) then goto ERR1_TRPTOLLX

ELSEIF (RT10.POPGRP = 13 or 14) and DESTCODE <> X then
goto TOLSTORE

ELSE goto ANYPARK

Instrument SAS Name: TRPTOLLX

Destination Data Set: ETRB

ERR1_TRPTOLLX

Check

BLKSECT17_BC_STRUCT.BLKSECT17_BC_1.ERR1_TRPTOLLX

Description: Out of Range Check

Inherited Universe:

Universe: TRPTOLLX gt 50 AND TRPTOLLX <> DK AND TRPTOLLX <> RF

Universe Description: Toll costs for this trip were greater than \$50

Text: * THE VALUE ENTERED IS UNUSUALLY HIGH OR LOW

PLEASE VERIFY AND IF CORRECT, ENTER ITEM LEVEL NOTE

Check Instructions: IF suppressed then set TRPT_LLX = A1

Type: Soft

Skip Instructions: Suppress: IF (RT10.POPGRP = 13 or 14) AND DESTCODE <> X
then goto TOLSTORE
ELSE goto ANYPARK

All others, go back to TRPTOLLX

Field

TOLSTORE

BLKSECT17_BC_STRUCT.BLKSECT17_BC_1.TOLSTORE

Description: Toll Name

Form Pane Label: Toll Name

SAS Name: TOLSTORE

Tag Name: TOLSTORE

Inherited Universe:

Universe: ANYTOLL = 1 AND (RT10.POPGRP = 13 or 14) AND DESTCODE <> X

Universe Description:

Question Text: What is the last road, bridge, ferry or tunnel you paid a toll for on this trip?

✦ Enter name

Type: String

Length: 45

Don't Know

Refuse

Empty

On Input

On Output

Array:

Skip Instructions: ENTRY: Goto TOLLOC

DK,RF: Goto ANYPARK

Instrument SAS Name: TOLSTORE

Destination Data Set: ETRB

TOLLOC

Field

BLKSECT17_BC_STRUCT.BLKSECT17_BC_1.TOLLOC

Description: Toll location - City

Form Pane Label: Location - City

SAS Name: TOLLOC

Tag Name: TOLLOC

Inherited Universe:

Universe: TOLSTORE = RESPONSE

Universe Description: TOLSTORE is not DK or RF

Question Text: What is the city?

Type: String

Length: 45

Don't Know

Refuse

Empty

On Input

On Output

Array:

Skip Instructions: Goto TOLLOCST

Instrument SAS Name: TOLLOC

Destination Data Set: ETRB

Field

TOLLOCST

BLKSECT17_BC_STRUCT.BLKSECT17_BC_1.TOLLOCST

Description: Toll location - State

Form Pane Label: State

SAS Name: TOLLOCST

Tag Name: TOLLOCST

Inherited Universe:

Universe: TOLSTORE = RESPONSE

Universe Description: TOLSTORE is not DK or RF

Help Screen: H_DESTCODE

Question Text: ? [F1]

What is the state?

✦ [Enter the two character state abbreviation](#)

Type: String

Length: 2

Don't Know
 Refuse
 Empty

On Input
 On Output

Array:

Special Instructions: Use answer type TState - STRING[2], display width 4

Skip Instructions: IF entry is not a valid state abbreviation then
goto CK_TOLLOCST

ELSE goto ANYPARK

Instrument SAS Name: TOLLOCST

Destination Data Set: ETRB

CK_TOLLOCST

Check

BLKSECT17_BC_STRUCT.BLKSECT17_BC_1.CK_TOLLOCST

Description: Not a valid state abbreviation

Inherited Universe:

Universe: (Entry in TOLLOCST is not a valid state abbreviation) AND TOLLOCST <> DK AND TOLLOCST <> RF

Universe Description: State abbreviation entered is not valid

Text: * [Not a valid state abbreviation](#)

Check Instructions:

Type: Hard

Skip Instructions: Go back to TOLLOCST

Field

ANYPARK
BLKSECT17_BC_STRUCT.BLKSECT17_BC_1.ANYPARK

Description: Paid for any parking fees

Form Pane Label: Any parking?

SAS Name: ANYPARK

Tag Name: ANYPARK

Inherited Universe:

Universe: (ANYTOLL = 2, DK or RF) OR (TRPTOLLX = 0-999999, DK or RF)

Universe Description: (Rental auto, truck/van, motorcycle/moped, plane, boat/trailer, camper, other vehicle)
OR Privately owned auto or vehicle owned by someone else or other privately
transportation was used on this trip

Question Text: Did ^YOU_ANYMEM have any parking fees?

Fills: YOU_ANYMEM

Instructions: IF NUMHOUSE = 1 then fill "you"
ELSE fill "you or any members of your household"

Type: Enumerated

Length: 1

Answer List: TYesNo

Value:	Mnemonic:	Description:
1	Yes	Yes
2	No	No

Don't Know
 Refuse
 Empty

On Input
 On Output

Array:

Skip Instructions: 1: Goto PARKINGX

2,DK,RF: Goto LODGING

Instrument SAS Name: ANYPARK

Destination Data Set: ETRB

Field

PARKINGX

BLKSECT17_BC_STRUCT.BLKSECT17_BC_1.PARKINGX

Description: How much spent for parking

Form Pane Label: Parking \$

SAS Name: PARKINGX

Tag Name: PARKINGX

Inherited Universe:

Universe: ANYPARK = 1

Universe Description: Yes, there were parking fees on this trip

Question Text: ^FillHowMuch_WhatCosts_Parking

Fills: FillHowMuch_WhatCosts_Parking

Instructions: IF flganyboth = 2 then fill "How much were they?"
ELSE fill "What costs for parking fees won't be reimbursed?"

Type: Integer

Length: 9

Min: 0

Max: 99999999

- Don't Know
- Refuse
- Empty

- On Input
- On Output

Array:

Special Instructions: Display a \$ and comma in the entry field

Skip Instructions: IF entry gt 100 and (<> DK and <> RF) then goto ERR1_PARKINGX

ELSEIF (RT10.POPGRP = 13 or 14) AND DESTCODE <> X then
goto TRPPKLOC

ELSE goto LODGING

Instrument SAS Name: PARKINGX

Destination Data Set: ETRB

Check

ERR1_PARKINGX
BLKSECT17_BC_STRUCT.BLKSECT17_BC_1.ERR1_PARKINGX

Description: Out of Range Check

Inherited Universe:

Universe: PARKINGX gt 100 AND PARKINGX <> DK AND PARKINGX <> RF

Universe Description: Parking fees were greater than \$100

Text: * THE VALUE ENTERED IS UNSUSUALLY HIGH OR LOW

PLEASE VERIFY AND IF CORRECT, ENTER ITEM LEVEL NOTE

Check Instructions: IF suppressed then set PARK_NGX = A1

Type: Soft

Skip Instructions: Suppress: IF (RT10.POPGRP = 13 or 14) AND DESTCODE <> X
then goto TRPPKLOC
ELSE goto LODGING

All others, go back to PARKINGX

TRPPKLOC

Field

BLKSECT17_BC_STRUCT.BLKSECT17_BC_1.TRPPKLOC

Description: Parked car location

Form Pane Label: Location

SAS Name: TRPPKLOC

Tag Name: TRPPKLOC

Inherited Universe:

Universe: ANYPARK = 1 AND (RT10.POPGRP = 13 or 14) AND DESTCODE <> X

Universe Description:

Question Text: At what street intersection or location was the vehicle parked?

✦ [Enter intersection or location](#)

Type: String

Length: 45

- Don't Know
- Refuse
- Empty

- On Input
- On Output

Array:

Skip Instructions: Goto TRPKLC

Instrument SAS Name: TRPPKLOC

Destination Data Set: ETRB

Field

TRPKLC
BLKSECT17_BC_STRUCT.BLKSECT17_BC_1.TRPKLC

Description: Parked car location - City

Form Pane Label: Location - City

SAS Name: TRPKLC

Tag Name: TRPKLC

Inherited Universe:

Universe: ANYPARK = 1 AND (RT10.POPGRP = 13 or 14) AND DESTCODE <> X

Universe Description:

Question Text: What is the city?

Type: String

Length: 45

Don't Know

Refuse

Empty

On Input

On Output

Array:

Skip Instructions: Goto TRPKLCST

Instrument SAS Name: TRPKLC

Destination Data Set: ETRB

TRPKLCST

Field

BLKSECT17_BC_STRUCT.BLKSECT17_BC_1.TRPKLCST

Description: Parked car location - State

Form Pane Label: State

SAS Name: TRPKLCST

Tag Name: TRPKLCST

Inherited Universe:

Universe: ANYPARK = 1 AND (RT10.POPGRP = 13 or 14) AND DESTCODE <> X

Universe Description:

Help Screen: H_DESTCODE

Question Text: ? [F1]

What is the state?

✦ [Enter the two character state abbreviation](#)

Type: String

Length: 2

Don't Know

Refuse

Empty

On Input

On Output

Array:

Special Instructions: Use answer type TState - STRING[2], display width 4

Skip Instructions: IF not a valid state abbreviation then goto CK_TRPKLCST

ELSE goto TRPPKSTR

Instrument SAS Name: TRPKLCST

Destination Data Set: ETRB

Check

CK_TRPKLCST

BLKSECT17_BC_STRUCT.BLKSECT17_BC_1.CK_TRPKLCST

Description: Not a valid state abbreviation

Inherited Universe:

Universe: (Entry in TRPKLCST is not a valid state abbreviation) AND TRPKLCST <> DK AND TRPKLCST <> RF

Universe Description: State abbreviation entered is not valid

Text: * [Not a valid state abbreviation](#)

Check Instructions:

Type: Hard

Skip Instructions: Go back to TRPKLCST

TRPPKSTR

Field

BLKSECT17_BC_STRUCT.BLKSECT17_BC_1.TRPPKSTR

Description: Company name

Form Pane Label: Company

SAS Name: TRPPKSTR

Tag Name: TRPPKSTR

Inherited Universe:

Universe: ANYPARK = 1 AND (RT10.POPGRP = 13 or 14) AND DESTCODE <> X

Universe Description:

Question Text: What is the name of the company or institution that you paid?

✦ [Enter name of company or institution](#)

Type: String

Length: 45

Don't Know

Refuse

Empty

On Input

On Output

Array:

Skip Instructions: Goto LODGING

Instrument SAS Name: TRPPKSTR

Destination Data Set: ETRB

Field

NUMSAME

BLKSECT17_BC_STRUCT.BLKSECT17_BC_1.NUMSAME

Description: Out variable

Form Pane Label:

SAS Name: NUMSAME

Tag Name:

Inherited Universe:

Universe:

Universe Description:

Question Text:

Type: Integer

Length: 2

Min: 1

Max: 16

- Don't Know
- Refuse
- Empty

- On Input
- On Output

Array:

Special Instructions: Note: See NUMNIGHT for how to set this field.

Instrument SAS Name: NUMSAME

Destination Data Set: ETRB

NUMN_GHT

Field

BLKSECT17_BC_STRUCT.BLKSECT17_BC_1.NUMN_GHT

Description: Range edit flag

Form Pane Label:

SAS Name: NUMN_GHT

Tag Name:

Inherited Universe:

Universe:

Universe Description:

Question Text:

Type: String

Length: 2

- Don't Know
- Refuse
- Empty

- On Input
- On Output

Array:

Special Instructions: Note: See ERR1_NUMNIGHT for how to set this field.

Valid Values: A1 = Range edit failed
(ERR1 check was suppressed)

Blank = Range edit passed

Instrument SAS Name: NUMN_GHT

Destination Data Set: ETRB

Field

PKGT_IPX
BLKSECT17_BC_STRUCT.BLKSECT17_BC_1.PKGT_IPX

Description: Range edit flag

Form Pane Label:

SAS Name: PKGT_IPX

Tag Name:

Inherited Universe:

Universe:

Universe Description:

Question Text:

Type: String

Length: 2

- Don't Know
- Refuse
- Empty

- On Input
- On Output

Array:

Special Instructions: Note: See ERR1_PKGTRIPX for how to set this field.

Valid Values: A1 = Range edit failed
(ERR1 check was suppressed)

Blank = Range edit passed

Instrument SAS Name: PKGT_IPX

Destination Data Set: ETRB

CMLO_ALX

Field

BLKSECT17_BC_STRUCT.BLKSECT17_BC_1.CMLO_ALX

Description: Range edit flag**Form Pane Label:****SAS Name:** CMLO_ALX**Tag Name:****Inherited Universe:****Universe:****Universe Description:****Question Text:****Type:** String**Length:** 2

- Don't Know
- Refuse
- Empty

- On Input
- On Output

Array: **Special Instructions:** Note: See ERR1_CMLOCALX for how to set this field.

Valid Values: A1 = Range edit failed
(ERR1 check was suppressed)

Blank = Range edit passed

Instrument SAS Name: CMLO_ALX**Destination Data Set:** ETRB

Field

CMPL_NEX

BLKSECT17_BC_STRUCT.BLKSECT17_BC_1.CMPL_NEX

Description: Range edit flag

Form Pane Label:

SAS Name: CMPL_NEX

Tag Name:

Inherited Universe:

Universe:

Universe Description:

Question Text:

Type: String

Length: 2

- Don't Know
- Refuse
- Empty

- On Input
- On Output

Array:

Special Instructions: Note: See ERR1_CMPLANEX for how to set this field.

Valid Values: A1 = Range edit failed
(ERR1 check was suppressed)

Blank = Range edit passed

Instrument SAS Name: CMPL_NEX

Destination Data Set: ETRB

CMTR_INX

Field

BLKSECT17_BC_STRUCT.BLKSECT17_BC_1.CMTR_INX

Description: Range edit flag

Form Pane Label:

SAS Name: CMTR_INX

Tag Name:

Inherited Universe:

Universe:

Universe Description:

Question Text:

Type: String

Length: 2

- Don't Know
- Refuse
- Empty

- On Input
- On Output

Array:

Special Instructions: Note: See ERR1_CMTRAINX for how to set this field.

Valid Values: A1 = Range edit failed
(ERR1 check was suppressed)

Blank = Range edit passed

Instrument SAS Name: CMTR_INX

Destination Data Set: ETRB

Field

CMBUSX_
BLKSECT17_BC_STRUCT.BLKSECT17_BC_1.CMBUSX_

Description: Range edit flag

Form Pane Label:

SAS Name: CMBUSX_

Tag Name:

Inherited Universe:

Universe:

Universe Description:

Question Text:

Type: String

Length: 2

- Don't Know
- Refuse
- Empty

- On Input
- On Output

Array:

Special Instructions: Note: See ERR1_CMBUSX for how to set this field.

Valid Values: A1 = Range edit failed
(ERR1 check was suppressed)

Blank = Range edit passed

Instrument SAS Name: CMBUSX_

Destination Data Set: ETRB

CMSHIPX_

Field

BLKSECT17_BC_STRUCT.BLKSECT17_BC_1.CMSHIPX_

Description: Range edit flag**Form Pane Label:****SAS Name:** CMSHIPX_**Tag Name:****Inherited Universe:****Universe:****Universe Description:****Question Text:****Type:** String**Length:** 2

- Don't Know
- Refuse
- Empty

- On Input
- On Output

Array: **Special Instructions:** Note: See ERR1_CMSHIPX for how to set this field.

Valid Values: A1 = Range edit failed
(ERR1 check was suppressed)

Blank = Range edit passed

Instrument SAS Name: CMSHIPX_**Destination Data Set:** ETRB

Field

RTCARX_
BLKSECT17_BC_STRUCT.BLKSECT17_BC_1.RTCARX_

Description: Range edit flag

Form Pane Label:

SAS Name: RTCARX_

Tag Name:

Inherited Universe:

Universe:

Universe Description:

Question Text:

Type: String

Length: 2

- Don't Know
- Refuse
- Empty

- On Input
- On Output

Array:

Special Instructions: Note: See ERR1_RTCARX for how to set this field.

Valid Values: A1 = Range edit failed
(ERR1 check was suppressed)

Blank = Range edit passed

Instrument SAS Name: RTCARX_

Destination Data Set: ETRB

RTMO_EDX

Field

BLKSECT17_BC_STRUCT.BLKSECT17_BC_1.RTMO_EDX

Description: Range edit flag

Form Pane Label:

SAS Name: RTMO_EDX

Tag Name:

Inherited Universe:

Universe:

Universe Description:

Question Text:

Type: String

Length: 2

- Don't Know
- Refuse
- Empty

- On Input
- On Output

Array:

Special Instructions: Note: See ERR1_RTMOPEDX for how to set this field.

Valid Values: A1 = Range edit failed
(ERR1 check was suppressed)

Blank = Range edit passed

Instrument SAS Name: RTMO_EDX

Destination Data Set: ETRB

Field

RTPL_NEX
BLKSECT17_BC_STRUCT.BLKSECT17_BC_1.RTPL_NEX

Description: Range edit flag

Form Pane Label:

SAS Name: RTPL_NEX

Tag Name:

Inherited Universe:

Universe:

Universe Description:

Question Text:

Type: String

Length: 2

- Don't Know
- Refuse
- Empty

- On Input
- On Output

Array:

Special Instructions: Note: See ERR1_RTPLANEX for how to set this field.

Valid Values: A1 = Range edit failed
(ERR1 check was suppressed)

Blank = Range edit passed

Instrument SAS Name: RTPL_NEX

Destination Data Set: ETRB

RTBOATX_
BLKSECT17_BC_STRUCT.BLKSECT17_BC_1.RTBOATX_

Field

Description: Range edit flag

Form Pane Label:

SAS Name: RTBOATX_

Tag Name:

Inherited Universe:

Universe:

Universe Description:

Question Text:

Type: String

Length: 2

- Don't Know
- Refuse
- Empty

- On Input
- On Output

Array:

Special Instructions: Note: See ERR1_RTBOATX for how to set this field.

Valid Values: A1 = Range edit failed
(ERR1 check was suppressed)

Blank = Range edit passed

Instrument SAS Name: RTBOATX_

Destination Data Set: ETRB

Field

RTCAMPX_
BLKSECT17_BC_STRUCT.BLKSECT17_BC_1.RTCAMPX_

Description: Range edit flag

Form Pane Label:

SAS Name: RTCAMPX_

Tag Name:

Inherited Universe:

Universe:

Universe Description:

Question Text:

Type: String

Length: 2

- Don't Know
- Refuse
- Empty

- On Input
- On Output

Array:

Special Instructions: Note: See ERR1_RTCAMPX for how to set this field

Valid Values: A1 = Range edit failed
(ERR1 check was suppressed)

Blank = Range edit passed

Instrument SAS Name: RTCAMPX_

Destination Data Set: ETRB

RTOT_ERX

Field

BLKSECT17_BC_STRUCT.BLKSECT17_BC_1.RTOT_ERX

Description: Range edit flag

Form Pane Label:

SAS Name: RTOT_ERX

Tag Name:

Inherited Universe:

Universe:

Universe Description:

Question Text:

Type: String

Length: 2

- Don't Know
- Refuse
- Empty

- On Input
- On Output

Array:

Special Instructions: Note: See ERR1_RTOTHERX for how to set this field

Valid Values: A1 = Range edit failed
(ERR1 check was suppressed)

Blank = Range edit passed

Instrument SAS Name: RTOT_ERX

Destination Data Set: ETRB

Field

GASOILX_
BLKSECT17_BC_STRUCT.BLKSECT17_BC_1.GASOILX_

Description: Range edit flag

Form Pane Label:

SAS Name: GASOILX_

Tag Name:

Inherited Universe:

Universe:

Universe Description:

Question Text:

Type: String

Length: 2

- Don't Know
- Refuse
- Empty

- On Input
- On Output

Array:

Special Instructions: Note: See ERR1_GASOILX for how to set this field

Valid Values: A1 = Range edit failed
(ERR1 check was suppressed)

Blank = Range edit passed

Instrument SAS Name: GASOILX_

Destination Data Set: ETRB

TRPT_LLX

Field

BLKSECT17_BC_STRUCT.BLKSECT17_BC_1.TRPT_LLX

Description: Range edit flag

Form Pane Label:

SAS Name: TRPT_LLX

Tag Name:

Inherited Universe:

Universe:

Universe Description:

Question Text:

Type: String

Length: 2

- Don't Know
- Refuse
- Empty

- On Input
- On Output

Array:

Special Instructions: Note: See ERR1_TRPTOLLX for how to set this field

Valid Values: A1 = Range edit failed
(ERR1 check was suppressed)

Blank = Range edit passed

Instrument SAS Name: TRPT_LLX

Destination Data Set: ETRB

Field

PARK_NGX

BLKSECT17_BC_STRUCT.BLKSECT17_BC_1.PARK_NGX

Description: Range edit flag

Form Pane Label:

SAS Name: PARK_NGX

Tag Name:

Inherited Universe:

Universe:

Universe Description:

Question Text:

Type: String

Length: 2

- Don't Know
- Refuse
- Empty

- On Input
- On Output

Array:

Special Instructions: Note: See ERR1_PARKINGX for how to set this field

Valid Values: A1 = Range edit failed
(ERR1 check was suppressed)

Blank = Range edit passed

Instrument SAS Name: PARK_NGX

Destination Data Set: ETRB

TRIPDSTN

Field

BLKSECT17_BC_STRUCT.BLKSECT17_BC_1.TRIPDSTN

Description: Trip's State or country code

Form Pane Label:

SAS Name: TRIPDSTN

Tag Name:

Inherited Universe:

Universe:

Universe Description:

Question Text:

Type: String

Length: 2

- Don't Know
- Refuse
- Empty

- On Input
- On Output

Array:

Special Instructions: NOTE: See NUMNIGHT and DESTCODE for how to set this field.

Instrument SAS Name: TRIPDSTN

Destination Data Set: ETRB

Block

BLKSECT17_BC_2
BLKSECT17_BC_STRUCT.BLKSECT17_BC_2

Description: Block for fields LODGING - TRMISCX

Tab Name:

Fly Over Name:

Universe Type: If

Inherited Universe:

Universe:

Universe Description:

Array:

Block Instructions:

TRIPNUM

Field

BLKSECT17_BC_STRUCT.BLKSECT17_BC_2.TRIPNUM

Description: Trip Number (SHOW ONLY)

Form Pane Label: Trip Number

SAS Name:

Tag Name:

Inherited Universe:

Universe:

Universe Description:

Question Text: ** SHOW ONLY **

Type: String

Length: 2

- Don't Know
- Refuse
- Empty

- On Input
- On Output

Store Instructions: Store TRIPIDBC in TRIPNUM

Array:

Field

TRIPPLACE

BLKSECT17_BC_STRUCT.BLKSECT17_BC_2.TRIPPLACE

Description: Trip Destination (SHOW ONLY)

Form Pane Label: Trip Place

SAS Name:

Tag Name:

Inherited Universe:

Universe:

Universe Description:

Question Text: ** SHOW ONLY **

Type: String

Length: 30

- Don't Know
- Refuse
- Empty

- On Input
- On Output

Store Instructions: Store BSECT17.TBLSECT17A_2.BLKROW.TRIPPLAC in TRIPPLACE

Array:

LODGING

Field

BLKSECT17_BC_STRUCT.BLKSECT17_BC_2.LODGING

Description: Spend anything for hotels, motels or other lodging

Form Pane Label: Any lodging?

SAS Name: LODGING

Tag Name: LODGING

Inherited Universe:

Universe: (1-5 ONLY are selected in TRPTRNS) OR (ANYPARK = 2, DK or RF)

Universe Description:

Question Text: Did ^YOU_ANYMEM spend anything for hotels, cottages, trailer camps, or other lodging ^FillNotCounting?
 ^FillVacationClubs

Fills: YOU_ANYMEM

Instructions: IF NUMHOUSE = 1 then fill "you"
 ELSE fill "you or any members of your household"

Fills: FillNotCounting

Instructions: IF BSECT17.BLKSECT17_BC_STRUCT.BLKSECT17_BC_1.LODGDEAL = 1 fill,
 "not counting what the package deal covered"

Fills: FillVacationClubs

Instructions: IF BSECTION17.BTABLEA.BROW. ITEM = 4 (from section 17), fill "Do not include expenses previously reported for vacation clubs."
 Else leave blank

Type: Enumerated

Length: 1

Answer List: TYesNo

Value:	Mnemonic:	Description:
1	Yes	Yes
2	No	No

- Don't Know
- Refuse
- Empty

- On Input
- On Output

Array:

Special Instructions: Pre-fill the TRIPNUM field with TRIPIDBC
and TRIPPLACE field with TRPPLACE.

Skip Instructions: 1: Goto LDGCOSTX

2,DK,RF: Goto TRPFOOD

Instrument SAS Name: LODGING

Destination Data Set: ETRB

LDGCOSTX

Field

BLKSECT17_BC_STRUCT.BLKSECT17_BC_2.LDGCOSTX

Description: How much spent for other lodging, including taxes and tips

Form Pane Label: Lodging \$

SAS Name: LDGCOSTX

Tag Name: LDGCOSTX

Inherited Universe:

Universe: LODGING = 1

Universe Description: Yes, had expenses for hotels/motels/cottages/trailer campers/other lodging on this trip

Question Text: ^FillLdgcostx

Fills: FillLdgcostx

Instructions: IF flganyboth == 2 then fill "What was the cost, including taxes and tips?"
ELSE fill "What costs for lodging, including taxes and tips, won't be reimbursed?"

Type: Integer

Length: 9

Min: 0

Max: 99999999

- Don't Know
- Refuse
- Empty

- On Input
- On Output

Array:

Special Instructions: Display a \$ and comma in the entry field

Skip Instructions: IF entry gt 1600 and (ne DK or RF) then goto ERR1_LDGCOSTX

ELSEIF (RT10.POPGRP = 13 or 14) AND DESTCODE <> X then
goto HOTEL

ELSE goto TRPFOOD

Instrument SAS Name: LDGCOSTX

Destination Data Set: ETRB

ERR1_LDGCOSTX

Check

BLKSECT17_BC_STRUCT.BLKSECT17_BC_2.ERR1_LDGCOSTX

Description: Out of Range Check

Inherited Universe:

Universe: LDGCOSTX gt 1600 AND LDGCOSTX <> DK AND LDGCOSTX <> RF

Universe Description: Lodging costs were greater than \$1,600

Text: * THE VALUE ENTERED IS UNUSUALLY HIGH OR LOW

PLEASE VERIFY AND IF CORRECT, ENTER ITEM LEVEL NOTE

Check Instructions: IF suppressed then set LDGC_STX = A1

Type: Soft

Skip Instructions: Suppress: IF (RT10.POPGRP = 13 or 14) AND DESTCODE <> X
then goto HOTEL
ELSE goto TRPFOOD

All others, go back to LDGCOSTX

Field

HOTEL

BLKSECT17_BC_STRUCT.BLKSECT17_BC_2.HOTEL

Description: Hotel name

Form Pane Label: Hotel

SAS Name: HOTEL

Tag Name: HOTEL

Inherited Universe:

Universe: LODGING = 1 AND (RT10.POPGRP = 13 or 14) AND DESTCODE <> X

Universe Description:

Question Text: What is the name of the hotel or place that you stayed?

✦ Enter name

Type: String

Length: 45

Don't Know

Refuse

Empty

On Input

On Output

Array:

Skip Instructions: ENTRY: Goto HOTLOC

DK,RF: Goto TRPFOOD

Instrument SAS Name: HOTEL

Destination Data Set: ETRB

HOTLOC

Field

BLKSECT17_BC_STRUCT.BLKSECT17_BC_2.HOTLOC

Description: Hotel location - City

Form Pane Label: Location - City

SAS Name: HOTLOC

Tag Name: HOTLOC

Inherited Universe:

Universe: HOTEL = RESPONSE

Universe Description:

Question Text: In what city did you stay?

Type: String

Length: 45

Don't Know

Refuse

Empty

On Input

On Output

Array:

Skip Instructions: Goto HOTLOCST

Instrument SAS Name: HOTLOC

Destination Data Set: ETRB

Field

HOTLOCST

BLKSECT17_BC_STRUCT.BLKSECT17_BC_2.HOTLOCST

Description: Hotel location - State

Form Pane Label: State

SAS Name: HOTLOCST

Tag Name: HOTLOCST

Inherited Universe:

Universe: HOTEL = RESPONSE

Universe Description:

Help Screen: H_DESTCODE

Question Text: ? [F1]

In what state did you stay?

✦ [Enter the two character state abbreviation](#)

Type: String

Length: 2

Don't Know

Refuse

Empty

On Input

On Output

Array:

Special Instructions: Use answer type TState - STRING[2], display width 4

Skip Instructions: IF entry is not a valid state abbreviation then
goto CK_HOTLOCST

ELSE goto HOTRSRV

Instrument SAS Name: HOTLOCST

Destination Data Set: ETRB

CK_HOTLOCST

Check

BLKSECT17_BC_STRUCT.BLKSECT17_BC_2.CK_HOTLOCST

Description: Not a valid state abbreviation

Inherited Universe:

Universe: (Entry in HOTLOCST is not a valid state abbreviation) AND HOTLOCST <> DK AND HOTLOCST <> RF

Universe Description: State abbreviation entered is not valid

Text: * [Not a valid state abbreviation](#)

Check Instructions:

Type: Hard

Skip Instructions: Go back to HOTLOCST

Field

HOTRSRV

BLKSECT17_BC_STRUCT.BLKSECT17_BC_2.HOTRSRV

Description: Reserved with hotel or third party

Form Pane Label: Direct

SAS Name: HOTRSRV

Tag Name: HOTRSRV

Inherited Universe:

Universe: HOTLOC = RESPONSE, DK or RF

Universe Description:

Question Text: Was the reservation made directly with ^HOTEL_fill or through a third party?

Fills: HOTEL_fill

Instructions: Fill entry in HOTEL

Type: Enumerated

Length: 1

Answer List: TDirectThird

Value:	Mnemonic:	Description:
1	Direct	Direct
2	Third	Third party

- Don't Know
- Refuse
- Empty

- On Input
- On Output

Array:

Skip Instructions: 1,DK,RF: Goto HOTPURCH

2: Goto HOTRVCOM

Instrument SAS Name: HOTRSRV

Destination Data Set: ETRB

HOTRVCOM

Field

BLKSECT17_BC_STRUCT.BLKSECT17_BC_2.HOTRVCOM

Description: Company name

Form Pane Label: Resv. Company

SAS Name: HOTRVCOM

Tag Name: HOTRVCOM

Inherited Universe:

Universe: HOTRSRV = 2

Universe Description:

Question Text: What is the name of the company you used to make your reservation?

✦ Enter store, website, or company name

Type: String

Length: 45

Don't Know

Refuse

Empty

On Input

On Output

Array:

Skip Instructions: Goto HOTPURCH

Instrument SAS Name: HOTRVCOM

Destination Data Set: ETRB

Field

HOTPURCH

BLKSECT17_BC_STRUCT.BLKSECT17_BC_2.HOTPURCH

Description: Reservation Online or in person

Form Pane Label: Online

SAS Name: HOTPURCH

Tag Name: HOTPURCH

Inherited Universe:

Universe: HOTRSRV = 1, 2, DK or RF

Universe Description:

Question Text: Was the reservation made -

Type: Enumerated

Length: 1

Answer List: Tonline

Value:	Mnemonic:	Description:
1	Online	Online?
2	InPerson	In person?
3	MailTel	By mail or telephone order?
4	Other	Other

- Don't Know
- Refuse
- Empty

- On Input
- On Output

Array:

Special Instructions: Answer list descriptions for options 1-3 should be bold black

Skip Instructions: 1,3,4,DK,RF: Goto TRPFOOD

2: IF HOTRSRV = 2 then goto HOTRVLOC
ELSE goto TRPFOOD

Instrument SAS Name: HOTPURCH

Destination Data Set: ETRB

Field

HOTRVLOC

BLKSECT17_BC_STRUCT.BLKSECT17_BC_2.HOTRVLOC

Description: Company location - Clty

Form Pane Label: Location - City

SAS Name: HOTRVLOC

Tag Name: HOTRVLOC

Inherited Universe:

Universe: HOTPURCH = 2 AND HOTRSRV = 2

Universe Description:

Question Text: In what city is ^HOTRVCOM_fill located?

Fills: HOTRVCOM_fill

Instructions: IF HOTRVCOM = DK or RF then fill "the company"
ELSE fill entry in HOTRVCOM

Type: String

Length: 45

Don't Know
 Refuse
 Empty

On Input
 On Output

Array:

Skip Instructions: Goto HTRVLCST

Instrument SAS Name: HOTRVLOC

Destination Data Set: ETRB

HTRVLCST

Field

BLKSECT17_BC_STRUCT.BLKSECT17_BC_2.HTRVLCST

Description: Company location - State

Form Pane Label: State

SAS Name: HTRVLCST

Tag Name: HTRVLCST

Inherited Universe:

Universe: HOTPURCH = 2 AND HOTRSRV = 2

Universe Description:

Help Screen: H_DESTCODE

Question Text: ? [F1]

In what state is ^HOTRVCOM_fill located?

✦ Enter the two character state abbreviation

Fills: HOTRVCOM_fill

Instructions: IF HOTRVCOM = DK or RF then fill "the company"
ELSE fill entry in HOTRVCOM

Type: String

Length: 2

Don't Know
 Refuse
 Empty

On Input
 On Output

Array:

Special Instructions: Use answer type TState - STRING[2], display width 4

Skip Instructions: IF entry is not a valid state abbreviation then
goto CK_HTRVLCST

ELSE goto TRPFOOD

Instrument SAS Name: HTRVLCST

Destination Data Set: ETRB

CK_HTRVLCST

Check

BLKSECT17_BC_STRUCT.BLKSECT17_BC_2.CK_HTRVLCST

Description: Not a valid state abbreviation

Inherited Universe:

Universe: (Entry in HTRVLCST is not a valid state abbreviation) AND HTRVLCST <> DK AND HTRVLCST <> RF

Universe Description: State abbreviation entered is not valid

Text: * [Not a valid state abbreviation](#)

Check Instructions:

Type: Hard

Skip Instructions: Go back to HTRVLCST

Field

TRPFOOD

BLKSECT17_BC_STRUCT.BLKSECT17_BC_2.TRPFOOD

Description: Spend anything for meals, snacks or drinks at eating places

Form Pane Label: Any food?

SAS Name: TRPFOOD

Tag Name: TRPFOOD

Inherited Universe:

Universe: (LODGING = 2, DK or RF) OR
(LODGCOSTX = 0-99,999,999, DK or RF)

Universe Description:

Question Text: Did ^YOU_ANYMEM spend anything for meals, snacks, or drinks at restaurants, bars, or fast food places ^NotCountingTrpFood?

Fills: YOU_ANYMEM

Instructions: IF NUMHOUSE = 1 then fill "you"
ELSE fill "you or any members of your household"

Fills: NotCountingTrpFood

Instructions: If BSECT17.BLKSECT17_BC_STRUCT.BLKSECT17_BC_1.FOODDEAL = 1 fill, "not counting what the package deal covered"

Type: Enumerated

Length: 1

Answer List: TYesNo

Value:	Mnemonic:	Description:
1	Yes	Yes
2	No	No

- Don't Know
- Refuse
- Empty

On Input

On Output

Array:

Skip Instructions: 1: Goto TRPFOODX

2,DK,RF: Goto ANYGROC

Instrument SAS Name: TRPFOOD

Destination Data Set: ETRB

Field

TRPFOODX

BLKSECT17_BC_STRUCT.BLKSECT17_BC_2.TRPFOODX

Description: How much spent for meals at eating places, including taxes and tips

Form Pane Label: Food \$

SAS Name: TRPFOODX

Tag Name: TRPFOODX

Inherited Universe:

Universe: TRPFOOD = 1

Universe Description: Yes, had expenses for meals at restaurants

Question Text: ^FillTrpFoodx

Fills: FillTrpFoodx

Instructions: IF flganyboth = 2 then fill "What was the cost, including taxes and tips?"
ELSE fill "What costs for these things won't be reimbursed?"

Type: Integer

Length: 7

Min: 0

Max: 999999

- Don't Know
- Refuse
- Empty

- On Input
- On Output

Array:

Special Instructions: Display a \$ and comma in the entry field

Skip Instructions: IF entry gt 700 and (ne DK or RF) then goto ERR1_TRPFOODX
ELSE goto TRPALCIN

Instrument SAS Name: TRPFOODX

Destination Data Set: ETRB

ERR1_TRPFOODX

Check

BLKSECT17_BC_STRUCT.BLKSECT17_BC_2.ERR1_TRPFOODX

Description: Out of Range Check

Inherited Universe:

Universe: TRPFOODX > 700 AND TRPFOODX <> DK AND TRPFOODX <> RF

Universe Description: Cost of meals at restaurants was greater than \$700

Text: * THE VALUE ENTERED IS UNUSUALLY HIGH OR LOW

PLEASE VERIFY AND IF CORRECT, ENTER ITEM LEVEL NOTE

Check Instructions: IF suppressed then set TRPF_ODX = A1

Type: Soft

Skip Instructions: Suppress: Goto TRPLACIN

All others, go back to TRPFOODX

Field

TRPALCIN
BLKSECT17_BC_STRUCT.BLKSECT17_BC_2.TRPALCIN

Description: Was any of the TRPFOODX for alcoholic beverages

Form Pane Label: Any alcohol incl.?

SAS Name: TRPALCIN

Tag Name: TRPALCIN

Inherited Universe:

Universe: TRPFOODX = 0-999999, DK or RF

Universe Description:

Question Text: Was any of the ^FillTrpalcin for alcoholic beverages?

Fills: FillTrpalcin

Instructions: IF TRPFOODX = DK or RF then fill "amount"
ELSE fill "\$ ^TRPFOODX"

Type: Enumerated

Length: 1

Answer List: TYesNo

Value:	Mnemonic:	Description:
1	Yes	Yes
2	No	No

Don't Know

Refuse

Empty

On Input

On Output

Array:

Skip Instructions: 1: Goto TRPALCHX

2,DK,RF: Goto ANYGROC

Instrument SAS Name: TRPALCIN

Destination Data Set: ETRB

Field

TRPALCHX

BLKSECT17_BC_STRUCT.BLKSECT17_BC_2.TRPALCHX

Description: How much spent for alcoholic beverages, including taxes and tips

Form Pane Label: Alcohol \$

SAS Name: TRPALCHX

Tag Name: TRPALCHX

Inherited Universe:

Universe: TRPalcin = 1

Universe Description: Yes some cost for meals at restaurants was for alcohol

Question Text: ^FillTrpalchx

Fills: FillTrpalchx

Instructions: IF flganyboth = 2 then fill "What was the cost for alcoholic beverages, including taxes and tips?"

ELSE fill "What costs for alcoholic beverages, including taxes and tips, won't be reimbursed?"

Type: Integer

Length: 7

Min: 0

Max: 999999

Don't Know

Refuse

Empty

On Input

On Output

Array:

Special Instructions: Display a \$ and comma in the entry field

Skip Instructions: IF entry gt 210 and (ne DK or RF) then goto ERR1_TRPALCHX
ELSE goto ANYGROC

Instrument SAS Name: TRPALCHX

Destination Data Set: ETRB

ERR1_TRPALCHX

Check

BLKSECT17_BC_STRUCT.BLKSECT17_BC_2.ERR1_TRPALCHX

Description: Out of Range Check

Inherited Universe:

Universe: TRPALCHX gt 210 AND TRPALCHX <> DK AND TRPALCHX <> RF

Universe Description: Alcohol expense was greater than \$210

Text: * THE VALUE ENTERED IS UNUSUALLY HIGH OR LOW

PLEASE VERIFY AND IF CORRECT, ENTER ITEM LEVEL NOTE

Check Instructions: IF suppressed then set TRPA_CHX = A1

Type: Soft

Skip Instructions: Suppress: Goto ANYGROC

All others, go back to TRPALCHX

Field

ANYGROC
BLKSECT17_BC_STRUCT.BLKSECT17_BC_2.ANYGROC

Description: Spend anything for food/bevs at grocery stores, liquor stores, etc.

Form Pane Label: Any groc?

SAS Name: ANYGROC

Tag Name: ANYGROC

Inherited Universe:

Universe: (TRPFOOD = 2, DK or RF) OR (TRPALCIN = 2, DK or RF) OR
(TRPALCHX = 0-999999, DK or RF)

Universe Description:

Question Text: Did ^YOU_ANYMEM spend anything for food or beverages at grocery stores, convenience stores, or liquor stores on this trip?

Fills: YOU_ANYMEM

Instructions: IF NUMHOUSE = 1 then fill "you"
ELSE fill "you or any members of your household"

Type: Enumerated

Length: 1

Answer List: TYesNo

Value:	Mnemonic:	Description:
1	Yes	Yes
2	No	No

- Don't Know
- Refuse
- Empty

- On Input
- On Output

Array:

Skip Instructions: 1: Goto TRPGROCX

2,DK,RF: Goto ANYSPEQP

Instrument SAS Name: ANYGROC

Destination Data Set: ETRB

Field

TRPGROCX

BLKSECT17_BC_STRUCT.BLKSECT17_BC_2.TRPGROCX

Description: How much spent for food/bevs at grocery stores and other stores, including taxes

Form Pane Label: Groc \$

SAS Name: TRPGROCX

Tag Name: TRPGROCX

Inherited Universe:

Universe: ANYGROC = 1

Universe Description: Yes, had expenses for food/beverages purchased at a grocery store on this trip

Question Text: ^FillTrpgrocx

Fills: FillTrpgrocx

Instructions: IF flganyboth = 2 then fill "What were the expenses, including taxes?"
ELSE fill "What costs, including taxes, won't be reimbursed?"

Type: Integer

Length: 9

Min: 0

Max: 99999999

- Don't Know
- Refuse
- Empty

- On Input
- On Output

Array:

Special Instructions: Display a \$ and comma in the entry field

Skip Instructions: IF entry gt 300 and (ne DK or RF) then goto ERR1_TRPGROCX
ELSE goto ANYALC

Instrument SAS Name: TRPGROCX

Destination Data Set: ETRB

ERR1_TRPGROCX

Check

BLKSECT17_BC_STRUCT.BLKSECT17_BC_2.ERR1_TRPGROCX

Description: Out of Range Check

Inherited Universe:

Universe: TRPGROCX gt 300 AND TRPGROCX <> DK AND TRPGROCX <> RF

Universe Description: Amount spent on food/beverages from grocery stores is greater than \$300

Text: * THE VALUE ENTERED IS UNUSUALLY HIGH OR LOW

PLEASE VERIFY AND IF CORRECT, ENTER ITEM LEVEL NOTE

Check Instructions: IF suppressed then set TRPG_OCX = A1

Type: Soft

Skip Instructions: Suppress: Goto ANYALC

All others, go back to TRPGROCX

Field

ANYALC
BLKSECT17_BC_STRUCT.BLKSECT17_BC_2.ANYALC

Description: Was any of the TRPGROCX for alcoholic beverages

Form Pane Label: Any alcohol incl.?

SAS Name: ANYALC

Tag Name: ANYALC

Inherited Universe:

Universe: TRPGROCX = 0-99999999

Universe Description: Expense entered for food/beverage purchases at grocery stores

Question Text: Was any of the ^FillAnyalc for alcoholic beverages?

Fills: FillAnyalc

Instructions: IF TRPGROCX = DK or RF then fill "amount"
ELSE fill "\$ ^TRPGROCX"

Type: Enumerated

Length: 1

Answer List: TYesNo

Value:	Mnemonic:	Description:
1	Yes	Yes
2	No	No

- Don't Know
- Refuse
- Empty

- On Input
- On Output

Array:

Skip Instructions: 1: Goto TRPALCGX

2,DK,RF: Goto ANYSPEQP

Instrument SAS Name: ANYALC

Destination Data Set: ETRB

Field

TRPALCGX

BLKSECT17_BC_STRUCT.BLKSECT17_BC_2.TRPALCGX

Description: How much spent for alcoholic beverages, including taxes

Form Pane Label: Alcohol \$

SAS Name: TRPALCGX

Tag Name: TRPALCGX

Inherited Universe:

Universe: ANYALC = 1

Universe Description: Yes, some of the expense for food/beverage at grocery stores was for alcohol

Question Text: ^FillTrpalcgx

Fills: FillTrpalcgx

Instructions: IF flganyboth = 2 then fill "What was the cost for alcoholic beverages, including taxes?"

ELSE fill "What costs for alcoholic beverages, including taxes, won't be reimbursed?"

Type: Integer

Length: 9

Min: 0

Max: 99999999

Don't Know

Refuse

Empty

On Input

On Output

Array:

Special Instructions: Display a \$ and comma in the entry field

Skip Instructions: IF entry gt 150 and (ne DK or RF) then goto ERR1_TRPALCGX
ELSE goto ANYSPEQP

Instrument SAS Name: TRPALCGX

Destination Data Set: ETRB

ERR1_TRPALCGX

Check

BLKSECT17_BC_STRUCT.BLKSECT17_BC_2.ERR1_TRPALCGX

Description: Out of Range Check

Inherited Universe:

Universe: TRPALCGX gt 150 AND TRPALCGX <> DK AND TRPALCGX <> RF

Universe Description: Amount spent on alcohol at grocery stores is greater than \$150

Text: * THE VALUE ENTERED IS UNUSUALLY HIGH OR LOW

PLEASE VERIFY AND IF CORRECT, ENTER ITEM LEVEL NOTE

Check Instructions: IF suppressed then set TRPA_CGX = A1

Type: Soft

Skip Instructions: Suppress: Goto ANYSPEQP

All others, go back to TRPALCGX

Field

ANYSPEQP

BLKSECT17_BC_STRUCT.BLKSECT17_BC_2.ANYSPEQP

Description: Any expenses for rental of sports eqpt

Form Pane Label: Any sports equip.?

SAS Name: ANYSPEQP

Tag Name: ANYSPEQP

Inherited Universe:

Universe: (ANYGROC = 2, DK or RF) OR (ANYALC = 2, DK or RF) OR
 (TRPALCGX = 0-99999999, DK or RF)

Universe Description: At least 1 night spent away from home

Help Screen: H_ANYSPEQP

Question Text:  42 ? [F1]

**Did ^YOU_ANYMEM pay any fees to play sports, exercise, or rent any sports equipment
 ^NotCountingAnySpeqp?**

Fills: YOU_ANYMEM

Instructions: IF NUMHOUSE = 1 then fill "you"
 ELSE fill "you or any members of your household"

Fills: NotCountingAnySpeqp

Instructions: If PKGTRP = 1, fill "not counting what the package deal covered"

Type: Enumerated

Length: 1

Answer List: TYesNo

Value:	Mnemonic:	Description:
1	Yes	Yes
2	No	No

- Don't Know
- Refuse
- Empty

- On Input

On Output

Array:

Skip Instructions: 1: Goto TRPSPRTX

2,DK,RF: Goto ANYENTER

Instrument SAS Name: ANYSPEQP

Destination Data Set: ETRB

Field

TRPSPRTX

BLKSECT17_BC_STRUCT.BLKSECT17_BC_2.TRPSPRTX

Description: How much spent for rental of sports eqpt

Form Pane Label: Sports equip \$

SAS Name: TRPSPRTX

Tag Name: TRPSPRTX

Inherited Universe:

Universe: ANYSPEQP = 1

Universe Description: Yes, had expenses or fees for playing sports or for rental of sports equipment

Question Text: ^FillTrpsprtx

Fills: FillTrpsprtx

Instructions: IF flganyboth = 2 then fill "How much did ^YOU_ANYMEM pay?"
ELSE fill "What costs for playing sports or renting sports equipment won't be reimbursed?"

Fills: YOU_ANYMEM

Instructions: IF NUMHOUSE = 1 then fill "you"
ELSE fill "you or any members of your household"

Type: Integer

Length: 9

Min: 0

Max: 99999999

Don't Know

Refuse

Empty

On Input

On Output

Array:

Special Instructions: Display a \$ and comma in the entry field

Skip Instructions: IF entry gt 600 and (ne DK or RF) then goto ERR1_TRPSPRTX
ELSE goto ANYENTER

Instrument SAS Name: TRPSPRTX

Destination Data Set: ETRB

Check

ERR1_TRPSPRTX
BLKSECT17_BC_STRUCT.BLKSECT17_BC_2.ERR1_TRPSPRTX

Description: Out of Range Check

Inherited Universe:

Universe: TRPSPRTX gt 600 AND TRPSPRTX <> DK AND TRPSPRTX RF

Universe Description: Cost for renting sports equipment or fees for playing sports was greater than \$600

Text: * THE VALUE ENTERED IS UNUSUALLY HIGH OR LOW

PLEASE VERIFY AND IF CORRECT, ENTER ITEM LEVEL NOTE

Check Instructions: IF suppressed then set TRPS_RTX = A1

Type: Soft

Skip Instructions: Suppress: Goto ANYENTER

All others, go back to TRPSPRTX

ANYENTER

Field

BLKSECT17_BC_STRUCT.BLKSECT17_BC_2.ANYENTER

Description: Spend anything for entertainment or admissions

Form Pane Label: Any entertainment?

SAS Name: ANYENTER

Tag Name: ANYENTER

Inherited Universe:

Universe: (ANYSPEQP = 2, DK or RF) OR (TRPSPRTX = 0-99999999, DK or RF)

Universe Description:

Help Screen: H_ANYENTER

Question Text:  42 ? [F1]

Did ^YOU_ANYMEM spend anything on this trip for entertainment or admissions ^NotCountingAnyenter?

Fills: YOU_ANYMEM

Instructions: IF NUMHOUSE = 1 then fill "you"
ELSE fill "you or any members of your household"

Fills: NotCountingAnyenter

Instructions: If PKGTRP = 1, fill "not counting what the package deal covered"

Type: Enumerated

Length: 1

Answer List: TYesNo

Value:	Mnemonic:	Description:
1	Yes	Yes
2	No	No

- Don't Know
- Refuse
- Empty

- On Input
- On Output

Array:

Skip Instructions: 1: Goto TRPETRTX

2,DK,RF: Exit block and goto BlkSection17_BC_3.CHKTCOMB

Instrument SAS Name: ANYENTER

Destination Data Set: ETRB

TRPETRTX

Field

BLKSECT17_BC_STRUCT.BLKSECT17_BC_2.TRPETRTX

Description: How much spent for entertainment or admissions

Form Pane Label: Entertainment \$

SAS Name: TRPETRTX

Tag Name: TRPETRTX

Inherited Universe:

Universe: ANYENTER = 1

Universe Description: Yes, spent on entertainment or admissions

Question Text: ^FillTrpetrtx

Fills: FillTrpetrtx

Instructions: IF flganyboth = 2 then fill "How much did ^YOU_ANYMEM spend?"
ELSE fill "What costs for entertainment and admissions won't be reimbursed?"

Fills: YOU_ANYMEM

Instructions: IF NUMHOUSE = 1 then fill "you"
ELSE fill "you or any members of your household"

Type: Integer

Length: 7

Min: 0

Max: 999999

Don't Know

Refuse

Empty

On Input

On Output

Array:

Special Instructions: Display a \$ and comma in the entry field

Skip Instructions: IF entry gt 682 and (ne DK or RF) then goto ERR1_TRPETRTX

ELSE exit block and goto BlkSection17_BC_3.CHKTCOMB

Instrument SAS Name: TRPETRTX

Destination Data Set: ETRB

ERR1_TRPETRTX

Check

BLKSECT17_BC_STRUCT.BLKSECT17_BC_2.ERR1_TRPETRTX

Description: Out of Range Check

Inherited Universe:

Universe: TRPETRTX gt 682 AND TRPETRTX <> DK AND TRPETRTX <> RF

Universe Description: Amount spent on entertainment/admissions was greater than 682

Text: * THE VALUE ENTERED IS UNUSUALLY HIGH OR LOW

PLEASE VERIFY AND IF CORRECT, ENTER ITEM LEVEL NOTE

Check Instructions: IF suppressed then set TRPE_RTX = A1

Type: Soft

Skip Instructions: Suppress: Exit block and goto BlkSection17_BC_3.CHKTCOMB

All others, go back to TRPETRTX

Field

LDGC_STX

BLKSECT17_BC_STRUCT.BLKSECT17_BC_2.LDGC_STX

Description: Range edit flag

Form Pane Label:

SAS Name: LDGC_STX

Tag Name:

Inherited Universe:

Universe:

Universe Description:

Question Text:

Type: String

Length: 2

- Don't Know
- Refuse
- Empty

- On Input
- On Output

Array:

Special Instructions: Note: See ERR1_LDGCOSTX for how to set this field.

Valid Values: A1 = Range edit failed
(ERR1 check was suppressed)

Blank = Range edit passed

Instrument SAS Name: LDGC_STX

Destination Data Set: ETRB

TRPF_ODX

Field

BLKSECT17_BC_STRUCT.BLKSECT17_BC_2.TRPF_ODX

Description: Range edit flag

Form Pane Label:

SAS Name: TRPF_ODX

Tag Name:

Inherited Universe:

Universe:

Universe Description:

Question Text:

Type: String

Length: 2

- Don't Know
- Refuse
- Empty

- On Input
- On Output

Array:

Special Instructions: Note: See ERR1_TRPFOODX for how to set this field.

Valid Values: A1 = Range edit failed
(ERR1 check was suppressed)

Blank = Range edit passed

Instrument SAS Name: TRPF_ODX

Destination Data Set: ETRB

Field

TRPA_CHX
BLKSECT17_BC_STRUCT.BLKSECT17_BC_2.TRPA_CHX

Description: Range edit flag

Form Pane Label:

SAS Name: TRPA_CHX

Tag Name:

Inherited Universe:

Universe:

Universe Description:

Question Text:

Type: String

Length: 2

- Don't Know
- Refuse
- Empty

- On Input
- On Output

Array:

Special Instructions: Note: See ERR1_TRPALCHX for how to set this field.

Valid Values: A1 = Range edit failed
(ERR1 check was suppressed)

Blank = Range edit passed

Instrument SAS Name: TRPA_CHX

Destination Data Set: ETRB

TRPG_OCX

Field

BLKSECT17_BC_STRUCT.BLKSECT17_BC_2.TRPG_OCX

Description: Range edit flag

Form Pane Label:

SAS Name: TRPG_OCX

Tag Name:

Inherited Universe:

Universe:

Universe Description:

Question Text:

Type: String

Length: 2

- Don't Know
- Refuse
- Empty

- On Input
- On Output

Array:

Special Instructions: Note: See ERR1_TRPGROCX for how to set this field.

Valid Values: A1 = Range edit failed
(ERR1 check was suppressed)

Blank = Range edit passed

Instrument SAS Name: TRPG_OCX

Destination Data Set: ETRB

Field

TRPA_CGX

BLKSECT17_BC_STRUCT.BLKSECT17_BC_2.TRPA_CGX

Description: Range edit flag

Form Pane Label:

SAS Name: TRPA_CGX

Tag Name:

Inherited Universe:

Universe:

Universe Description:

Question Text:

Type: String

Length: 2

- Don't Know
- Refuse
- Empty

- On Input
- On Output

Array:

Special Instructions: Note: See ERR1_TRPALCGX for how to set this field.

Valid Values: A1 = Range edit failed
(ERR1 check was suppressed)

Blank = Range edit passed

Instrument SAS Name: TRPA_CGX

Destination Data Set: ETRB

TRPS_RTX

Field

BLKSECT17_BC_STRUCT.BLKSECT17_BC_2.TRPS_RTX

Description: Range edit flag

Form Pane Label:

SAS Name: TRPS_RTX

Tag Name:

Inherited Universe:

Universe:

Universe Description:

Question Text:

Type: String

Length: 2

- Don't Know
- Refuse
- Empty

- On Input
- On Output

Array:

Special Instructions: Note: See ERR1_TRPSPRTX for how to set this field.

Valid Values: A1 = Range edit failed
(ERR1 check was suppressed)

Blank = Range edit passed

Instrument SAS Name: TRPS_RTX

Destination Data Set: ETRB

Field

TRPE_RTX
BLKSECT17_BC_STRUCT.BLKSECT17_BC_2.TRPE_RTX

Description: Range edit flag

Form Pane Label:

SAS Name: TRPE_RTX

Tag Name:

Inherited Universe:

Universe:

Universe Description:

Question Text:

Type: String

Length: 2

- Don't Know
- Refuse
- Empty

- On Input
- On Output

Array:

Special Instructions: Note: See ERR1_TRPETRTX for how to set this field.

Valid Values: A1 = Range edit failed
(ERR1 check was suppressed)

Blank = Range edit passed

Instrument SAS Name: TRPE_RTX

Destination Data Set: ETRB

BLKSECT17_BC_3

Block

BLKSECT17_BC_STRUCT.BLKSECT17_BC_3

Description: Block for fields CHKTCOMB - S17BC_END

Tab Name:

Fly Over Name:

Universe Type: If

Inherited Universe:

Universe:

Universe Description: At least one night spent away

Array:

Block Instructions:

Field

TRIPNUM

BLKSECT17_BC_STRUCT.BLKSECT17_BC_3.TRIPNUM

Description: Trip Number (SHOW ONLY)

Form Pane Label: Trip Number

SAS Name:

Tag Name:

Inherited Universe:

Universe:

Universe Description:

Question Text: ** SHOW ONLY **

Type: String

Length: 2

- Don't Know
- Refuse
- Empty

- On Input
- On Output

Store Instructions: Store TRIPIDBC in TRIPNUM

Array:

TRIPPLACE

Field

BLKSECT17_BC_STRUCT.BLKSECT17_BC_3.TRIPPLACE

Description: Trip Destination (SHOW ONLY)

Form Pane Label: Trip Place

SAS Name:

Tag Name:

Inherited Universe:

Universe:

Universe Description:

Question Text: ** SHOW ONLY **

Type: String

Length: 30

- Don't Know
- Refuse
- Empty

- On Input
- On Output

Store Instructions: Store TRIPPLAC in TRIPPLACE

Array:

Field

CHKTCOMB

BLKSECT17_BC_STRUCT.BLKSECT17_BC_3.CHKTCOMB

Description: Are there combined expenses the respondent could not separate

Form Pane Label: Combined expenses

SAS Name: CHKTCOMB

Tag Name: CHKTCOMB

Inherited Universe:

Universe: ANYENTER = 1, 2 DK or RF

Universe Description:

Question Text: ♦ Are there combined expenses for this trip the respondent was not able to separate?

Type: Enumerated

Length: 1

Answer List: TYesNo

Value:	Mnemonic:	Description:
1	Yes	Yes
2	No	No

- Don't Know
- Refuse
- Empty

- On Input
- On Output

Array:

Special Instructions: Pre-fill "Trip Number" in Form Pane with TRIPIDBC and "Trip Place" with TRPPLACE.

Skip Instructions: 1: Goto TCOMBEST

2: Goto TRPGFTC

Instrument SAS Name: CHKTCOMB

Destination Data Set: ETRB

Field

TCOMBEST

BLKSECT17_BC_STRUCT.BLKSECT17_BC_3.TCOMBEST

Description: Amount entered for combined expenses

Form Pane Label: Combined \$

SAS Name: TCOMBEST

Tag Name: TCOMBEST

Inherited Universe:

Universe: CHKTCOMB = 1

Universe Description: Yes, there are combined expenses that couldn't be separated

Question Text: * ^FillTcombest

Fills: FillTcombest

Instructions: IF flganyboth = 2 then fill "Only those expenses the respondent could not provide individual expenses for should be combined and entered here."

ELSE fill "Only those non-reimbursed expenses the respondent is not able to separate should be combined and entered here."

Type: Integer

Length: 7

Min: 1

Max: 999999

Don't Know

Refuse

Empty

On Input

On Output

Array:

Special Instructions: Display a \$ and comma in the entry field

Skip Instructions: IF entry gt 6000 and (ne DK or RF) then goto ERR1_TCOMBEST
ELSE goto FOODCOMB

Instrument SAS Name: TCOMBEST

Destination Data Set: ETRB

Check

ERR1_TCOMBEST

BLKSECT17_BC_STRUCT.BLKSECT17_BC_3.ERR1_TCOMBEST

Description: Out of Range Check

Inherited Universe:

Universe: TCOMBEST gt 6000 AND TCOMBEST <> DK AND TCOMBEST <> RF

Universe Description: Combined expense was more than \$6,000

Text: * THE VALUE ENTERED IS UNUSUALLY HIGH OR LOW

PLEASE VERIFY AND IF CORRECT, ENTER ITEM LEVEL NOTE

Check Instructions: IF suppressed then set TCOM_EST = A1

Type: Soft

Skip Instructions: Suppress: Goto FOODCOMB

All others, go back to TCOMBEST

FOODCOMB

Field

BLKSECT17_BC_STRUCT.BLKSECT17_BC_3.FOODCOMB

Description: Does combined amount include anything for food/bevs

Form Pane Label: Food?

SAS Name: FOODCOMB

Tag Name: FOODCOMB

Inherited Universe:

Universe: TCOMBEST = 1-999,999, DK or RF

Universe Description: Yes, there was a combined expense

Question Text: Does this ^COMBQUEx include anything for . . .

. . . Food?

Fills: COMBQUEx

Instructions: IF TCOMBEST ne DK and ne RF then Fill "\$" and entry in TCOMBEST.
ELSE fill blank

Type: Enumerated

Length: 1

Answer List: TYesNo

Value:	Mnemonic:	Description:
1	Yes	Yes
2	No	No

- Don't Know
- Refuse
- Empty

- On Input
- On Output

Array:

Skip Instructions: Goto LODGCOMB

Instrument SAS Name: FOODCOMB

Destination Data Set: ETRB

LODGCOMB

Field

BLKSECT17_BC_STRUCT.BLKSECT17_BC_3.LODGCOMB

Description: Does combined amount include anything for lodging

Form Pane Label: Lodging?

SAS Name: LODGCOMB

Tag Name: LODGCOMB

Inherited Universe:

Universe: FOODCOMB = 1, 2, DK or RF

Universe Description: Yes, there was a combined expense

Question Text: Does this ^COMBQUEX include anything for . . .

. . . **Lodging**

Fills: COMBQUEX

Instructions: IF TCOMBEST ne DK and ne RF then Fill "\$" and entry in TCOMBEST.
ELSE fill blank

Type: Enumerated

Length: 1

Answer List: TYesNo

Value:	Mnemonic:	Description:
1	Yes	Yes
2	No	No

- Don't Know
- Refuse
- Empty

- On Input
- On Output

Array:

Skip Instructions: Goto TRANCOMB

Instrument SAS Name: LODGCOMB

Destination Data Set: ETRB

TRANCOMB

Field

BLKSECT17_BC_STRUCT.BLKSECT17_BC_3.TRANCOMB

Description: Does combined amount include anything for transportation

Form Pane Label: Transportation?

SAS Name: TRANCOMB

Tag Name: TRANCOMB

Inherited Universe:

Universe: LODGCOMB = 1, 2, DK or RF

Universe Description: Yes, there was a combined expense

Question Text: Does this ^COMBQUEX include anything for . . .

. . .Transportation?

Fills: COMBQUEX

Instructions: IF TCOMBEST ne DK and ne RF then Fill "\$" and entry in TCOMBEST.
ELSE fill blank

Type: Enumerated

Length: 1

Answer List: TYesNo

Value:	Mnemonic:	Description:
1	Yes	Yes
2	No	No

- Don't Know
- Refuse
- Empty

- On Input
- On Output

Array:

Skip Instructions: Goto ELSECOMB

Instrument SAS Name: TRANCOMB

Destination Data Set: ETRB

ELSECOMB

Field

BLKSECT17_BC_STRUCT.BLKSECT17_BC_3.ELSECOMB

Description: Does combined amount include anything else

Form Pane Label: Anything else?

SAS Name: ELSECOMB

Tag Name: ELSECOMB

Inherited Universe:

Universe: TRANCOMB = 1, 2, DK or RF

Universe Description: Yes, there was a combined expense

Question Text: Does this ^COMBQUEX include anything for . . .

. . . **Other expenses?**

Fills: COMBQUEX

Instructions: IF TCOMBEST ne DK and ne RF then Fill "\$" and entry in TCOMBEST.
ELSE fill blank

Type: Enumerated

Length: 1

Answer List: TYesNo

Value:	Mnemonic:	Description:
1	Yes	Yes
2	No	No

Don't Know
 Refuse
 Empty

On Input
 On Output

Array:

Skip Instructions: Goto OTHRCOMB

Instrument SAS Name: ELSECOMB

Destination Data Set: ETRB

OTHRCOMB

Field

BLKSECT17_BC_STRUCT.BLKSECT17_BC_3.OTHRCOMB

Description: Does combined amount include any expenses for others

Form Pane Label: Exp. for others?

SAS Name: OTHRCOMB

Tag Name: OTHRCOMB

Inherited Universe:

Universe: ELSECOMB = 1, 2, DK or RF

Universe Description: Yes, there was a combined expense

Question Text: Does this ^COMBQUEx include . . .

. . . Any expenses for others?

Fills: COMBQUEx

Instructions: IF TCOMBEST ne DK and ne RF then Fill "\$" and entry in TCOMBEST.
ELSE fill blank

Type: Enumerated

Length: 1

Answer List: TYesNo

Value:	Mnemonic:	Description:
1	Yes	Yes
2	No	No

Don't Know

Refuse

Empty

On Input

On Output

Array:

Skip Instructions: Goto TRPGFTC

Instrument SAS Name: OTHRCOMB

Destination Data Set: ETRB

TRPGFTC

Field

BLKSECT17_BC_STRUCT.BLKSECT17_BC_3.TRPGFTC

Description: Were any expenses for others outside the CU

Form Pane Label: Any exps for others?

SAS Name: TRPGFTC

Tag Name: TRPGFTC

Inherited Universe:

Universe: (CHKTCOMB = 2) OR (OTHRCOMB = 1, 2, DK or RF)

Universe Description: At least 1 night spent away

Question Text: ^FillTrpgftc1

Fills: FillTrpgftc1

Instructions: IF flganyboth = 2 then fill "You've told me about many expenses ^YOU_YRCU had on this trip.

Were any of these expenses for someone outside your household?"

ELSE fill "You've told me about many non-reimbursed expenses ^YOU_YRCU had on this trip.

Were any of these expenses you just reported for anyone outside your household?"

Fills: YOU_YRCU

Instructions: IF NUMHOUSE = 1 then fill "you"

ELSE fill "your household"

Type: Enumerated

Length: 1

Answer List: TYesNo

Value:	Mnemonic:	Description:
1	Yes	Yes
2	No	No

- Don't Know
 Refuse
 Empty

- On Input
- On Output

Array:

Skip Instructions: 1: Goto TRPGTCX

2,DK,RF: Goto S17BC_END

Instrument SAS Name: TRPGFTC

Destination Data Set: ETRB

TRPGFTCX

Field

BLKSECT17_BC_STRUCT.BLKSECT17_BC_3.TRPGFTCX

Description: How much of the total expenses were for persons outside your CU?

Form Pane Label: Exp for others \$

SAS Name: TRPGFTCX

Tag Name: TRPGFTCX

Inherited Universe:

Universe: TRPGFTC = 1

Universe Description: Yes, there were expenses for others outside the CU

Question Text: ^FillTrpgftcx

Fills: FillTrpgftcx

Instructions: IF flganyboth = 2 then fill "How much of the total expenses for this trip were for persons outside your household?"

ELSE fill "How much of the total non-reimbursed expenses for this trip were for persons outside your household?"

Type: Integer

Length: 9

Min: 1

Max: 99999999

Don't Know

Refuse

Empty

On Input

On Output

Array:

Special Instructions: Display a \$ and comma in the entry field

Skip Instructions: IF entry gt 1100 and (ne DK or RF) then goto ERR1_TRPGFTCX
ELSE goto S17BC_END

Instrument SAS Name: TRPGFTCX

Destination Data Set: ETRB

ERR1_TRPGFTCX

Check

BLKSECT17_BC_STRUCT.BLKSECT17_BC_3.ERR1_TRPGFTCX

Description: Out of Range Check

Inherited Universe:

Universe: TRPGFTCX gt 1100 AND TRPGFTCX <> DK AND TRPGFTCX <> RF

Universe Description: Expenses for others outside the CU was more than \$1,100

Text: * THE VALUE ENTERED IS UNUSUALLY HIGH OR LOW

PLEASE VERIFY AND IF CORRECT, ENTER ITEM LEVEL NOTE

Check Instructions: IF suppressed then set TRPG_TCX = A1

Type: Soft

Skip Instructions: Suppress: Goto S17BC_END

All others, go back to TRPGFTCX

Field

S17BC_END
BLKSECT17_BC_STRUCT.BLKSECT17_BC_3.S17BC_END

Description: End of Section 17BC

Form Pane Label:

SAS Name:

Tag Name:

Inherited Universe:

Universe: (TRPGFTC = 2, DK or RF) OR (TRPGFTCX = 1-99999999, DK or RF) OR
(NUMNIGHT = 888)

Universe Description:

Question Text:

Type: String

Length: 1

- Don't Know
 Refuse
 Empty

- On Input
 On Output

- Store Instructions:** 1. If flganyboth = 2 then set WHATPART = 1
If flganyboth = 1 then set WHATPART = 2
2. If EOTRIPMO = current month then store 2 in TRB_STAT,
ELSE store 1 in TRB_STAT
- Store 1 in TRB_ORIG

Array:

- Skip Instructions:** IF more trips with flganyboth = 2 then go to NUMNIGHT for the next trip
- ELSEIF more trips with flganyboth = 1 then go to NUMNIGHT for the next trip
- ELSE goto Section 17E - BlkSect17_E

TCOM_EST

Field

BLKSECT17_BC_STRUCT.BLKSECT17_BC_3.TCOM_EST

Description: Range edit flag

Form Pane Label:

SAS Name: TCOM_EST

Tag Name:

Inherited Universe:

Universe:

Universe Description:

Question Text:

Type: String

Length: 2

- Don't Know
- Refuse
- Empty

- On Input
- On Output

Array:

Special Instructions: Note: See ERR1_TCOMBEST for how to set this field.

Valid Values: A1 = Range edit failed
(ERR1 check was suppressed)

Blank = Range edit passed

Instrument SAS Name: TCOM_EST

Destination Data Set: ETRB

Field

TRPG_TCX
BLKSECT17_BC_STRUCT.BLKSECT17_BC_3.TRPG_TCX

Description: Range edit flag

Form Pane Label:

SAS Name: TRPG_TCX

Tag Name:

Inherited Universe:

Universe:

Universe Description:

Question Text:

Type: String

Length: 2

- Don't Know
- Refuse
- Empty

- On Input
- On Output

Array:

Special Instructions: Note: See ERR1_TRPGFTCX for how to set this field.

Valid Values: A1 = Range edit failed
(ERR1 check was suppressed)

Blank = Range edit passed

Instrument SAS Name: TRPG_TCX

Destination Data Set: ETRB

WHATPART

Field

BLKSECT17_BC_STRUCT.WHATPART

Description: Out variable indicating whether trip is CU paid or reimbursed

Form Pane Label:

SAS Name: WHATPART

Tag Name:

Inherited Universe:

Universe:

Universe Description:

Question Text:

Type: Integer

Length: 1

Min: 1

Max: 2

- Don't Know
- Refuse
- Empty

- On Input
- On Output

Array:

Special Instructions: NOTE: See S17BC_END for how to set this field

Valid Values: 1 = CU paid for trip
(ANYBOTH1 = 2 or ANYBOTH2 = 2)
2 = CU was reimbursed for the trip
(ANYBOTH1 = 1 or ANYBOTH2 = 1)

Instrument SAS Name: WHATPART

Destination Data Set: ETRB

Field

TRIPIDBC
BLKSECT17_BC_STRUCT.TRIPIDBC

Description: Trip line number for section BC

Form Pane Label:

SAS Name: TRIPIDBC

Tag Name:

Inherited Universe:

Universe:

Universe Description:

Question Text:

Type: Integer

Length: 2

Min: 1

Max: 88

- Don't Know
- Refuse
- Empty

- On Input
- On Output

Array:

Special Instructions: This variable gives the sequential trip ID number for all finished trips (regardless of whether they are TRIPID1 or TRIPID2)

Instrument SAS Name: TRIPIDBC

Destination Data Set: ETRB

CMLOCALY

Field

BLKSECT17_BC_STRUCT.CMLOCALY

Description: Out variable for commercial, local transportation

Form Pane Label:

SAS Name: CMLOCALY

Tag Name:

Inherited Universe:

Universe:

Universe Description:

Question Text:

Type: String

Length: 2

- Don't Know
- Refuse
- Empty

- On Input
- On Output

Array:

Special Instructions: NOTE: See TRPTRNS for how to set this field

Valid Values: 01 = Local transportation (taxi, etc.)
Blank = No Local transportation

Instrument SAS Name: CMLOCALY

Destination Data Set: ETRB

Field

CMPLANEY
BLKSECT17_BC_STRUCT.CMPLANEY

Description: Out variable for commercial, airplane transportation

Form Pane Label:

SAS Name: CMPLANEY

Tag Name:

Inherited Universe:

Universe:

Universe Description:

Question Text:

Type: String

Length: 2

- Don't Know
- Refuse
- Empty

- On Input
- On Output

Array:

Special Instructions: NOTE: See TRPTRNS for how to set this field

Valid Values: 02 = airplane transportation
Blank = No airplane transportation

Instrument SAS Name: CMPLANEY

Destination Data Set: ETRB

CMTRAINY

Field

BLKSECT17_BC_STRUCT.CMTRAINY

Description: Out variable for commercial, train transportation

Form Pane Label:

SAS Name: CMTRAINY

Tag Name:

Inherited Universe:

Universe:

Universe Description:

Question Text:

Type: String

Length: 2

- Don't Know
- Refuse
- Empty

- On Input
- On Output

Array:

Special Instructions: NOTE: See TRPTRNS for how to set this field

Valid Values: 03 = Train
Blank = No train

Instrument SAS Name: CMTRAINY

Destination Data Set: ETRB

Field

CMBUSY
BLKSECT17_BC_STRUCT.CMBUSY

Description: Out variable for commercial, bus transportation

Form Pane Label:

SAS Name: CMBUSY

Tag Name:

Inherited Universe:

Universe:

Universe Description:

Question Text:

Type: String

Length: 2

- Don't Know
- Refuse
- Empty

- On Input
- On Output

Array:

Special Instructions: NOTE: See TRPTRNS for how to set this field

Valid Values: 04 = Bus
Blank = No bus

Instrument SAS Name: CMBUSY

Destination Data Set: ETRB

CMSHIPY

Field

BLKSECT17_BC_STRUCT.CMSHIPY

Description: Out variable for commercial, ship transportation

Form Pane Label:

SAS Name: CMSHIPY

Tag Name:

Inherited Universe:

Universe:

Universe Description:

Question Text:

Type: String

Length: 2

- Don't Know
- Refuse
- Empty

- On Input
- On Output

Array:

Special Instructions: NOTE: See TRPTRNS for how to set this field

Valid Values: 05 = Ship
Blank = No ship

Instrument SAS Name: CMSHIPY

Destination Data Set: ETRB

Field

PVCARY
BLKSECT17_BC_STRUCT.PVCARY

Description: Out variable for private, CU-owned car

Form Pane Label:

SAS Name: PVCARY

Tag Name:

Inherited Universe:

Universe:

Universe Description:

Question Text:

Type: String

Length: 2

- Don't Know
- Refuse
- Empty

- On Input
- On Output

Array:

Special Instructions: NOTE: See TRPTRNS for how to set this field

Valid Values: 13 = Private car
Blank = No private car

Instrument SAS Name: PVCARY

Destination Data Set: ETRB

PVELSEY

Field

BLKSECT17_BC_STRUCT.PVELSEY

Description: Out variable for private vehicle owned by others

Form Pane Label:

SAS Name: PVELSEY

Tag Name:

Inherited Universe:

Universe:

Universe Description:

Question Text:

Type: String

Length: 2

- Don't Know
- Refuse
- Empty

- On Input
- On Output

Array:

Special Instructions: NOTE: See TRPTRNS for how to set this field

Valid Values: 16 = Private vehicle owned by others
Blank = No private vehicle owned by others

Instrument SAS Name: PVELSEY

Destination Data Set: ETRB

Field

PVTRANSY
BLKSECT17_BC_STRUCT.PVTRANSY

Description: Out variable for private, other transportation

Form Pane Label:

SAS Name: PVTRANSY

Tag Name:

Inherited Universe:

Universe:

Universe Description:

Question Text:

Type: String

Length: 2

- Don't Know
- Refuse
- Empty

- On Input
- On Output

Array:

Special Instructions: NOTE: See TRPTRNS for how to set this field

Valid Values: 17 = Private other
Blank = No private other

Instrument SAS Name: PVTRANSY

Destination Data Set: ETRB

RTCARY

Field

BLKSECT17_BC_STRUCT.RTCARY

Description: Out variable for rental, car , truck or van

Form Pane Label:

SAS Name: RTCARY

Tag Name:

Inherited Universe:

Universe:

Universe Description:

Question Text:

Type: String

Length: 2

- Don't Know
- Refuse
- Empty

- On Input
- On Output

Array:

Special Instructions: NOTE: See TRPTRNS for how to set this field

Valid Values: 06 = Rental car, truck or van
Blank = No rental car, truck or van

Instrument SAS Name: RTCARY

Destination Data Set: ETRB

Field

RTMOPEDY
BLKSECT17_BC_STRUCT.RTMOPEDY

Description: Out variable for rental, motorcycle or moped

Form Pane Label:

SAS Name: RTMOPEDY

Tag Name:

Inherited Universe:

Universe:

Universe Description:

Question Text:

Type: String

Length: 2

- Don't Know
- Refuse
- Empty

- On Input
- On Output

Array:

Special Instructions: NOTE: See TRPTRNS for how to set this field

Valid Values: 08 = Rental motorcycle
Blank = No rental motorcycle

Instrument SAS Name: RTMOPEDY

Destination Data Set: ETRB

RTPLANEY

Field

BLKSECT17_BC_STRUCT.RTPLANEY

Description: Out variable for rental, private plane

Form Pane Label:

SAS Name: RTPLANEY

Tag Name:

Inherited Universe:

Universe:

Universe Description:

Question Text:

Type: String

Length: 2

- Don't Know
- Refuse
- Empty

- On Input
- On Output

Array:

Special Instructions: NOTE: See TRPTRNS for how to set this field

Valid Values: 09 = Rental plane
Blank = No rental plane

Instrument SAS Name: RTPLANEY

Destination Data Set: ETRB

Field

RTBOATY
BLKSECT17_BC_STRUCT.RTBOATY

Description: Out variable for rental, boat or trailer

Form Pane Label:

SAS Name: RTBOATY

Tag Name:

Inherited Universe:

Universe:

Universe Description:

Question Text:

Type: String

Length: 2

- Don't Know
- Refuse
- Empty

- On Input
- On Output

Array:

Special Instructions: NOTE: See TRPTRNS for how to set this field

Valid Values: 10 = Rental boat
Blank = No rental boat

Instrument SAS Name: RTBOATY

Destination Data Set: ETRB

RTCAMPY

Field

BLKSECT17_BC_STRUCT.RTCAMPY

Description: Out variable for rental, camper

Form Pane Label:

SAS Name: RTCAMPY

Tag Name:

Inherited Universe:

Universe:

Universe Description:

Question Text:

Type: String

Length: 2

- Don't Know
- Refuse
- Empty

- On Input
- On Output

Array:

Special Instructions: NOTE: See TRPTRNS for how to set this field

Valid Values: 11 = Rental camper
Blank = No rental camper

Instrument SAS Name: RTCAMPY

Destination Data Set: ETRB

Field

RTOTHERY
BLKSECT17_BC_STRUCT.RTOTHERY

Description: Out variable for rental, other vehicles

Form Pane Label:

SAS Name: RTOTHERY

Tag Name:

Inherited Universe:

Universe:

Universe Description:

Question Text:

Type: String

Length: 2

- Don't Know
- Refuse
- Empty

- On Input
- On Output

Array:

Special Instructions: NOTE: See TRPTRNS for how to set this field

Valid Values: 12 = Rental other
Blank = No rental other

Instrument SAS Name: RTOTHERY

Destination Data Set: ETRB

EOTRIPMO

Field

BLKSECT17_BC_STRUCT.EOTRIPMO

Description: Out variable

Form Pane Label:

SAS Name: EOTRIPMO

Tag Name:

Inherited Universe:

Universe:

Universe Description:

Question Text:

Type: Integer

Length: 2

Min: 0

Max: 12

Don't Know

Refuse

Empty

On Input

On Output

Array:

Special Instructions: See NUMNIGHT for how to set this field.

Instrument SAS Name: EOTRIPMO

Destination Data Set: ETRB

Field

TRPPLACE
BLKSECT17_BC_STRUCT.TRPPLACE

Description: BLS required (copied from Section A)

Form Pane Label:

SAS Name: TRPPLACE

Tag Name:

Inherited Universe:

Universe:

Universe Description:

Question Text:

Type: String

Length: 30

- Don't Know
- Refuse
- Empty

- On Input
- On Output

Array:

Special Instructions: NOTE: See NUMNIGHT for how to set this field.

Instrument SAS Name: TRPPLACE

Destination Data Set: ETRB

TRB_STAT

Field

BLKSECT17_BC_STRUCT.TRB_STAT

Description: Record status

Form Pane Label:

SAS Name: REC_STAT

Tag Name:

Inherited Universe:

Universe:

Universe Description:

Question Text:

Type: String

Length: 1

- Don't Know
- Refuse
- Empty

- On Input
- On Output

Array:

Special Instructions: NOTE: See S17BC_END for how to set this field

Valid Values: 1 = Active Record
2 = Current month Record
3 = Inactive Record

Instrument SAS Name: TRB_STAT

Destination Data Set: ETRB

Field

TRB_ORIG
BLKSECT17_BC_STRUCT.TRB_ORIG

Description: Record origin

Form Pane Label:

SAS Name: REC_ORIG

Tag Name:

Inherited Universe:

Universe:

Universe Description:

Question Text:

Type: String

Length: 1

- Don't Know
- Refuse
- Empty

- On Input
- On Output

Array:

Special Instructions: NOTE: See S17BC_END for how to set this field

Valid Values: 1 = Data from current month interview
2 = Data reported in previous quarter

Instrument SAS Name: TRB_ORIG

Destination Data Set: ETRB

flganyboth

Field

BLKSECT17_BC_STRUCT.flganyboth

Description: Flag set from ANYBOTH1 or ANYBOTH2

Form Pane Label:

SAS Name:

Tag Name:

Inherited Universe:

Universe:

Universe Description:

Question Text:

Type: Enumerated

Length: 1

Answer List: TYesNo

Value:	Mnemonic:	Description:
1	Yes	Yes
2	No	No

- Don't Know
- Refuse
- Empty

- On Input
- On Output

Store Instructions: IF BSECT17.TBLSECT17A_1.BLKROW.ANYBOTH1 = 1,2,DK or RF then
set flganyboth = BSECT17.TBLSECT17A_1.BLKROW.ANYBOTH1
ELSEIF BSECT17.TBLSECT17A_2.BLKROW.ANYBOTH2 = 1, 2, DK or RF
then set flganyboth = BSECT17.TBLSECT17A_1.BLKROW.ANYBOTH2

Array:

Block

BLKSECT17_E
BLKSECT17_E

Description: Trip Expenses for Non CU members

Tab Name:

Fly Over Name:

Universe Type: If

Inherited Universe:

Universe:

Universe Description: All interviews

Array:

Block Instructions: Section Label: Section 17, Part E - Trips and Vacations

ANYNONCU

Field

BLKSECT17_E.ANYNONCU

Description: Has CU paid for part or all of a trip for any non-CU members

Form Pane Label: Non-CU trips

SAS Name: ANYNONCU

Tag Name: ANYNONCU

Inherited Universe:

Universe:

Universe Description:

Question Text: Sometimes people in a household don't take a trip themselves, but pay for part or all of a trip that someone else takes. Since the first of ^REF_MONTH, have ^YOU_ANYMEM paid for part or all of such a trip for any non-household members?

Fills: REF_MONTH

Instructions: Set REF_MONTH = 3 months before the interview.

Calculated by taking the INTPER from record type 10 to come up with the base month to start from.

Fills: YOU_ANYMEM

Instructions: IF NUMHOUSE = 1 then fill "you"

ELSE fill "you or any members of your household"

Type: Enumerated

Length: 1

Answer List: TYesNo

Value:	Mnemonic:	Description:
1	Yes	Yes
2	No	No

Don't Know
 Refuse
 Empty

On Input
 On Output

Array:

Skip Instructions: 1: Goto FOODNOCU

2,DK,RF: Goto S17E_END

Instrument SAS Name: ANYNONCU

Destination Data Set: ETRE

FOODNOCU

Field

BLKSECT17_E.FOODNOCU

Description: Did expenses include food and bevs

Form Pane Label: Food?

SAS Name: FOODNOCU

Tag Name: FOODNOCU

Inherited Universe:

Universe: ANYNONCU = 1

Universe Description: Yes, paid for all/part of a trip for a non-cu member

Question Text: Did these expenses include anything for...

. . . Food and beverages?

Type: Enumerated

Length: 1

Answer List: TYesNo

Value:	Mnemonic:	Description:
1	Yes	Yes
2	No	No

Don't Know

Refuse

Empty

On Input

On Output

Array:

Skip Instructions: Goto LODGNOCU

Instrument SAS Name: FOODNOCU

Destination Data Set: ETRE

Field

LODGNOCU
BLKSECT17_E.LODGNOCU

Description: Did expenses include lodging

Form Pane Label: Lodging?

SAS Name: LODGNOCU

Tag Name: LODGNOCU

Inherited Universe:

Universe: FOODNOCU = 1, 2, DK or RF

Universe Description: Yes, paid for all/part of a trip for a non-cu member

Question Text: Did these expenses include anything for...

. . . Lodging?

Type: Enumerated

Length: 1

Answer List: TYesNo

Value:	Mnemonic:	Description:
1	Yes	Yes
2	No	No

Don't Know

Refuse

Empty

On Input

On Output

Array:

Skip Instructions: Goto TRANNOCU

Instrument SAS Name: LODGNOCU

Destination Data Set: ETRE

TRANNOCU

Field

BLKSECT17_E.TRANNOCU

Description: Did expenses include transportation

Form Pane Label: Transportation?

SAS Name: TRANNOCU

Tag Name: TRANNOCU

Inherited Universe:

Universe: LODGNOCU = 1, 2, DK or RF

Universe Description: Yes, paid for all/part of a trip for a non-cu member

Question Text: Did these expenses include anything for...

... Transportation?

Type: Enumerated

Length: 1

Answer List: TYesNo

Value:	Mnemonic:	Description:
1	Yes	Yes
2	No	No

Don't Know

Refuse

Empty

On Input

On Output

Array:

Skip Instructions: Goto ELSENOCU

Instrument SAS Name: TRANNOCU

Destination Data Set: ETRE

Field

ELSENOCU
BLKSECT17_E.ELSENOCU

Description: Did expenses include anything else

Form Pane Label: Anything else?

SAS Name: ELSENOCU

Tag Name: ELSENOCU

Inherited Universe:

Universe: TRANNOCU = 1, 2, DK or RF

Universe Description: Yes, paid for all/part of a trip for a non-cu member

Question Text: Did these expenses include ...

... Anything else?

Type: Enumerated

Length: 1

Answer List: TYesNo

Value:	Mnemonic:	Description:
1	Yes	Yes
2	No	No

Don't Know

Refuse

Empty

On Input

On Output

Array:

Skip Instructions: Goto TRNONCUX

Instrument SAS Name: ELSENOCU

Destination Data Set: ETRE

TRNONCUX

Field

BLKSECT17_E.TRNONCUX

Description: Total amount that the CU paid for the trip

Form Pane Label: Non-CU \$

SAS Name: TRNONCUX

Tag Name: TRNONCUX

Inherited Universe:

Universe: ELSENOCU = 1, 2, DK or RF

Universe Description: Yes, paid for all/part of a trip for a non-cu member

Question Text: What was the total amount that ^YOU_YRCU paid for those trips?

Fills: YOU_YRCU

Instructions: IF NUMHOUSE = 1 then fill "you"
ELSE fill "your household"

Type: Integer

Length: 9

Min: 1

Max: 99999999

- Don't Know
- Refuse
- Empty

- On Input
- On Output

Array:

Special Instructions: Display a \$ and comma in the entry field

Skip Instructions: IF entry lt 25 or gt 3000 and (<> DK and <> RF) then
goto ERR1_TRNONCUX

ELSE goto S17E_END

Instrument SAS Name: TRNONCUX

Destination Data Set: ETRE

Check

ERR1_TRNONCUX
BLKSECT17_E.ERR1_TRNONCUX

Description: Out of Range Check

Inherited Universe:

Universe: (TRNONCUX lt 25 or gt 3000) AND TRNONCUX <> DK AND
TRNONCUX <> RF

Universe Description: Cost of trip for non-cu member is less than \$25 or greater than \$3,000

Text: * THE VALUE ENTERED IS UNUSUALLY HIGH OR LOW

PLEASE VERIFY AND IF CORRECT, ENTER ITEM LEVEL NOTE

Check Instructions: IF suppressed then set TRNO_CUX = A1

Type: Soft

Skip Instructions: Suppress: Goto S17E_END

All others, go back to TRNONCUX

S17E_END

Field

BLKSECT17_E.S17E_END

Description: End of section 17E

Form Pane Label:

SAS Name:

Tag Name:

Inherited Universe:

Universe: (ANYNONCU = 2, DK or RF) OR (TRNONCUX = 1-99999999, DK or RF)

Universe Description:

Question Text:

Type: Classification

Length: 0

- Don't Know
- Refuse
- Empty

- On Input
- On Output

Store Instructions: Store 1 in TRE_STAT and TRE_ORIG

Array:

Skip Instructions: Exit block and goto ANYLOC

Field

TRNO_CUX
BLKSECT17_E.TRNO_CUX

Description: Range edit flag

Form Pane Label:

SAS Name: TRNO_CUX

Tag Name:

Inherited Universe:

Universe:

Universe Description:

Question Text:

Type: String

Length: 2

- Don't Know
- Refuse
- Empty

- On Input
- On Output

Array:

Special Instructions: NOTE: See ERR1_TRNONCUX for how to set this field.

Valid Values: A1 = Range edit failed
(ERR1 check was suppressed)

Blank = Range edit passed

Instrument SAS Name: TRNO_CUX

Destination Data Set: ETRE

TRE_STAT

TRE_STAT

Field

Description: Record status

Form Pane Label:

SAS Name: REC_STAT

Tag Name:

Inherited Universe:

Universe:

Universe Description:

Question Text:

Type: String

Length: 1

- Don't Know
- Refuse
- Empty

- On Input
- On Output

Array:

Special Instructions: NOTE: See S17E_END for how to set this field.

Valid Values: 1 = Active Record

Instrument SAS Name: TRE_STAT

Destination Data Set: ETRE

Field

TRE_ORIG
TRE_ORIG

Description: Record origin

Form Pane Label:

SAS Name: REC_ORIG

Tag Name:

Inherited Universe:

Universe:

Universe Description:

Question Text:

Type: String

Length: 1

- Don't Know
- Refuse
- Empty

- On Input
- On Output

Array:

Special Instructions: NOTE: See S17E_END for how to set this field.

Valid Values: 1 = Data from current month interview

Instrument SAS Name: TRE_ORIG

Destination Data Set: ETRE

ANYLOC

ANYLOC

Field

Description: Stayed overnight in hotel

Form Pane Label: Local stays

SAS Name: ANYLOC

Tag Name: ANYLOC

Inherited Universe:

Universe:

Universe Description: All Interviews

Question Text: Sometimes people stay overnight in a local hotel or motel during holidays, family getaways, moves, or home repair. Since the first of ^REF_MONTH, have ^YOU_ANYMEM stayed overnight in a local hotel or motel?

Fills: REF_MONTH

Instructions: Set REF_MONTH = 3 months before the interview.

Calculated by taking the INTPER from record type 10 to come up with the base month to start from.

Fills: YOU_ANYMEM

Instructions: IF NUMHOUSE = 1 then fill "you"

ELSE fill "you or any members of your household"

Type: Enumerated

Length: 1

Answer List: TYesNo

Value:	Mnemonic:	Description:
1	Yes	Yes
2	No	No

- Don't Know
- Refuse
- Empty

- On Input
- On Output

Array:

Skip Instructions: 1: Goto BlkSect17_F.NUMLOC

2,DK,RF: Goto S17F_END

Instrument SAS Name: ANYLOC

Destination Data Set: ETRF

BLKSECT17_F
BLKSECT17_F

Block

Description: Local Overnight Stays

Tab Name:

Fly Over Name:

Universe Type: If

Inherited Universe:

Universe: ANYLOC = 1

Universe Description: Yes, stayed overnight in a local hotel or motel

Array:

Block Instructions: 1. Maximum number of grid lines = 17

2. Section Label- Section 17, Part F - Trips and Vacations

Field

NUMLOC
BLKSECT17_F.NUMLOC

Description: How many nights away

Form Pane Label: No. of nights stayed

SAS Name: NUMLOC

Tag Name: NUMLOC

Inherited Universe:

Universe: ANYLOC = 1 OR DIDYOU = 1

Universe Description: Stayed overnight in a local hotel

Question Text: How many nights did ^YOU_ANYMEM spend away from home on this stay?

Type: Integer

Length: 3

Min: 1

Max: 99

Don't Know

Refuse

Empty

On Input

On Output

Array:

Skip Instructions: Goto ANYLOC DL

Instrument SAS Name: NUMLOC

Destination Data Set: ETRF

ANYLOCDL

Field

BLKSECT17_F.ANYLOCDL

Description: Package deal for hotel

Form Pane Label: Package deal

SAS Name: ANYLOCDL

Tag Name: ANYLOCDL

Inherited Universe:

Universe: NUMLOC = 1-99, DK or RF

Universe Description: Stayed overnight in a local hotel

Question Text: Sometimes when people stay away from home overnight they have some sort of package deal that covers some or all of the costs. Was all or part of this stay covered by anything like that?

Type: Enumerated

Length: 1

Answer List: TYesNo

Value:	Mnemonic:	Description:
1	Yes	Yes
2	No	No

Don't Know

Refuse

Empty

On Input

On Output

Array:

Skip Instructions: 1: Goto FOODLCDL

2,DK,RF: Goto ANYLODGE

Instrument SAS Name: ANYLOCDL

Destination Data Set: ETRF

FOODLCDL

Field

BLKSECT17_F.FOODLCDL

Description: Package deal include food?

Form Pane Label: Food?

SAS Name: FOODLCDL

Tag Name: FOODLCDL

Inherited Universe:

Universe: ANYLOCDL = 1

Universe Description: All/Part of this local star was part of a package deal

Question Text: Did the package deal include anything for . . .

. . . Food and beverages?

Type: Enumerated

Length: 1

Answer List: TYesNo

Value:	Mnemonic:	Description:
1	Yes	Yes
2	No	No

Don't Know

Refuse

Empty

On Input

On Output

Array:

Skip Instructions: Goto LODGLCDL

Instrument SAS Name: FOODLCDL

Destination Data Set: ETRF

Field

LODGLCDL
BLKSECT17_F.LODGLCDL

Description: Package deal include lodging

Form Pane Label: Lodging?

SAS Name: LODGLCDL

Tag Name: LODGLCDL

Inherited Universe:

Universe: FOODLCDL = 1, 2 DK or RF

Universe Description: All/Part of this local star was part of a package deal

Question Text: Did the package deal include anything for. . .

. . .Lodging?

Type: Enumerated

Length: 1

Answer List: TYesNo

Value:	Mnemonic:	Description:
1	Yes	Yes
2	No	No

Don't Know

Refuse

Empty

On Input

On Output

Array:

Skip Instructions: Goto ENTRLCDL

Instrument SAS Name: LODGLCDL

Destination Data Set: ETRF

ENTRLCDL

Field

BLKSECT17_F.ENTRLCDL

Description: Package deal include entertainment

Form Pane Label: Entertainment?

SAS Name: ENTRLCDL

Tag Name: ENTRLCDL

Inherited Universe:

Universe: LODGLCDL = 1, 2, DK or RF

Universe Description: All/Part of this local star was part of a package deal

Question Text: Did the package deal include anything for. . .

. . . Entertainment?

Type: Enumerated

Length: 1

Answer List: TYesNo

Value:	Mnemonic:	Description:
1	Yes	Yes
2	No	No

- Don't Know
- Refuse
- Empty

- On Input
- On Output

Array:

Skip Instructions: Goto ELSELCDL

Instrument SAS Name: ENTRLCDL

Destination Data Set: ETRF

Field

ELSELCDL
BLKSECT17_F.ELSELCDL

Description: Any thing else in package deal

Form Pane Label: Anything else?

SAS Name: ELSELCDL

Tag Name: ELSELCDL

Inherited Universe:

Universe: ENTRLCDL = 1, 2, DK or RF

Universe Description: All/Part of this local star was part of a package deal

Question Text: Did the package deal include . . .

. . . Anything else?

Type: Enumerated

Length: 1

Answer List: TYesNo

Value:	Mnemonic:	Description:
1	Yes	Yes
2	No	No

- Don't Know
- Refuse
- Empty

- On Input
- On Output

Array:

Skip Instructions: 1: Goto S18FELSE

2,DK,RF: Goto LOCDEALX

Instrument SAS Name: ELSELCDL

Destination Data Set: ETRF

S18FELSE

Field

BLKSECT17_F.S18FELSE

Description: Specify what else was included

Form Pane Label: Specify

SAS Name: S18FELSE

Tag Name: S18FELSE

Inherited Universe:

Universe: ELSELCDL = 1

Universe Description: Package deal included something other than food, lodging and entertainment

Question Text: * Specify:

Type: String

Length: 30

- Don't Know
- Refuse
- Empty

- On Input
- On Output

Array:

Skip Instructions: Goto LOCDEALX

Instrument SAS Name: S18FELSE

Destination Data Set: ETRF

Field

LOCDEALX
BLKSECT17_F.LOCDEALX

Description: How much for package deal

Form Pane Label: Package deal \$

SAS Name: LOCDEALX

Tag Name: LOCDEALX

Inherited Universe:

Universe: (ELSELCDL = 2, DK or RF) OR (S18FELSE = ENTRY)

Universe Description: All/Part of this local star was part of a package deal

Question Text: How much did ^YOU_ANYMEM pay for the package deal?

Type: Integer

Length: 9

Min: 0

Max: 99999999

Don't Know

Refuse

Empty

On Input

On Output

Array:

Special Instructions: Display \$ and comma in the entry field

Skip Instructions: IF entry gt 1500 and (ne DK or RF) then goto ERR1_LOCDEALX
ELSE goto ANYLODGE

Instrument SAS Name: LOCDEALX

Destination Data Set: ETRF

ERR1_LOCDEALX
BLKSECT17_F.ERR1_LOCDEALX

Check

Description: Out of Range Check

Inherited Universe:

Universe: LOCDEALX gt 1500 AND LOCDEALX <> DK AND LOCDEALX <> RF

Universe Description: Package deal cost was greater than \$1,500

Text: * THE VALUE ENTERED IS UNUSUALLY HIGH OR LOW

PLEASE VERIFY AND IF CORRECT, ENTER ITEM LEVEL NOTE

Check Instructions: IF suppressed then set LOCD_ALX = A1

Type: Soft

Skip Instructions: Suppress: Goto ANYLODGE

All others, go back to LOCDEALX

Field

ANYLODGE
BLKSECT17_F.ANYLODGE

Description: Any lodging not included in package deal

Form Pane Label: Any local lodging?

SAS Name: ANYLODGE

Tag Name: ANYLODGE

Inherited Universe:

Universe: (LOCDEALX = 0-99999999, DK or RF)OR (ANYLOCDL = 2, DK or RF)

Universe Description: Stayed overnight at a local hotel

Question Text: Did ^YOU_ANYMEM spend anything for hotels, motels, cottages, trailer camps, or other lodging ^AnyLodge?

Fills: YOU_ANYMEM

Instructions: IF NUMHOUSE = 1 then fill "you"

ELSE fill "you or any members of your household"

Fills: AnyLodge

Instructions: If LODGLCDL = 1 fill "not counting what the package deal covered".

Type: Enumerated

Length: 1

Answer List: TYesNo

Value:	Mnemonic:	Description:
1	Yes	Yes
2	No	No

- Don't Know
- Refuse
- Empty

- On Input
- On Output

Array:

Skip Instructions: 1: Goto LOCLODGX

2,DK,RF: Goto ANYMEAL

Instrument SAS Name: ANYLODGE

Destination Data Set: ETRF

Field

LOCLOGX
BLKSECT17_F.LOCLOGX

Description: Cost of lodging

Form Pane Label: Local lodging \$

SAS Name: LOCLOGX

Tag Name: LOCLOGX

Inherited Universe:

Universe: ANYLODGE = 1

Universe Description: Yes, spent money on lodging

Question Text: What was the cost, including taxes and tips?

Type: Integer

Length: 9

Min: 1

Max: 99999999

Don't Know

Refuse

Empty

On Input

On Output

Array:

Special Instructions: Display \$ and comma in the entry field

Skip Instructions: IF entry lt 22 or gt 648 and (<> DK or RF) then
goto ERR1_LOCLOGX

ELSEIF RT10.POPGRP = 13 or 14 then goto LHTLSTOR

ELSE goto ANYMEAL

Instrument SAS Name: LOCLOGX

Destination Data Set: ETRF

ERR1_LOCLOGX
BLKSECT17_F.ERR1_LOCLOGX

Check

Description: Out of Range Check

Inherited Universe:

Universe: (LOCLOGX lt 22 or gt 648) AND LOCLOGX <> DK AND
LOCLOGX <> RF

Universe Description: Lodging expense was less than \$22 or greater than \$648

Text: * THE VALUE ENTERED IS UNUSUALLY HIGH OR LOW

PLEASE VERIFY AND IF CORRECT, ENTER ITEM LEVEL NOTE

Check Instructions: IF suppressed then set LOCL_DGX = A1

Type: Soft

Skip Instructions: Suppress: IF RT10.POPGRP = 13 or 14 then goto LHTLSTOR
ELSE goto ANYMEAL

All others, go back to LOCLOGX

Field

LHTLSTOR
BLKSECT17_F.LHTLSTOR

Description: Hotel name

Form Pane Label: Hotel

SAS Name: LHTLSTOR

Tag Name: LHTLSTOR

Inherited Universe:

Universe: ANYLODGE = 1 AND (RT10.POPGRP = 13 or 14)

Universe Description:

Question Text: What is the name of the hotel or place that you stayed?

✦ Enter name of hotel

Type: String

Length: 45

Don't Know

Refuse

Empty

On Input

On Output

Array:

Skip Instructions: ENTRY: Goto LHTLLOC

DK,RF: Goto ANYMEAL

Instrument SAS Name: LHTLSTOR

Destination Data Set: ETRF

LHTLLOC
BLKSECT17_F.LHTLLOC

Field

Description: Hotel location - City

Form Pane Label: Location - City

SAS Name: LHTLLOC

Tag Name: LHTLLOC

Inherited Universe:

Universe: LHTLSTOR = RESPONSE

Universe Description:

Question Text: In what city did you stay?

Type: String

Length: 45

- Don't Know
- Refuse
- Empty

- On Input
- On Output

Array:

Skip Instructions: Goto LHTLOCST

Instrument SAS Name: LHTLLOC

Destination Data Set: ETRF

Field

LHTLOCST
BLKSECT17_F.LHTLOCST

Description: Hotel location - State

Form Pane Label: State

SAS Name: LHTLOCST

Tag Name: LHTLOCST

Inherited Universe:

Universe: LHTLSTOR = RESPONSE

Universe Description:

Help Screen: H_DESTCODE

Question Text: ? [F1]

In what state did you stay?

✦ [Enter the two character state abbreviation](#)

Type: String

Length: 2

Don't Know

Refuse

Empty

On Input

On Output

Array:

Special Instructions: Use answer type TState - STRING[2], display width 4

Skip Instructions: IF entry is not a valid state abbreviation then
goto CK_LHTLOCST

ELSE goto LOCSTRSV

Instrument SAS Name: LHTLOCST

Destination Data Set: ETRF

CK_LHTLOCST

Check

BLKSECT17_F.CK_LHTLOCST

Description: Not a valid state abbreviation

Inherited Universe:

Universe: (Entry in LHTLOCST is not a valid state abbreviation) AND LHTLOCST <> DK AND LHTLOCST <> RF

Universe Description: State abbreviation entered is not valid

Text: * [Not a valid state abbreviation](#)

Check Instructions:

Type: Hard

Skip Instructions: Go back to LHTLOCST

Field

LOCSTRSV
BLKSECT17_F.LOCSTRSV

Description: Reserved with hotel or third party

Form Pane Label: Direct

SAS Name: LOCSTRSV

Tag Name: LOCSTRSV

Inherited Universe:

Universe: LHTLLOC = RESPONSE, DK or RF

Universe Description:

Question Text: Was the reservation made directly with ^LHTLSTOR_fill or through a third party?

Fills: LHTLSTOR_fill

Instructions: Fill entry in LHTLSTOR

Type: Enumerated

Length: 1

Answer List: TDirectThird

Value:	Mnemonic:	Description:
1	Direct	Direct
2	Third	Third party

Don't Know

Refuse

Empty

On Input

On Output

Array:

Skip Instructions: 1,DK,RF: Goto LHTPURCH

2: Goto LHTRCOMP

Instrument SAS Name: LOCSTRSV

Destination Data Set: ETRF

Field

LHTRCOMP
BLKSECT17_F.LHTRCOMP

Description: Company name

Form Pane Label: Resv Company

SAS Name: LHTRCOMP

Tag Name: LHTRCOMP

Inherited Universe:

Universe: LOCSTRSV = 2

Universe Description:

Question Text: What is the name of the company you used to make your reservation?

✦ [Enter company name or website](#)

Type: String

Length: 45

Don't Know

Refuse

Empty

On Input

On Output

Array:

Skip Instructions: Goto LHTPURCH

Instrument SAS Name: LHTRCOMP

Destination Data Set: ETRF

LHTPURCH

Field

BLKSECT17_F.LHTPURCH

Description: Reservation Online or in person

Form Pane Label: Online

SAS Name: LHTPURCH

Tag Name: LHTPURCH

Inherited Universe:

Universe: LOCSTRSV = 1, 2, DK or RF

Universe Description:

Question Text: Was the reservation made -

Type: Enumerated

Length: 1

Answer List: Tonline

Value:	Mnemonic:	Description:
1	Online	Online?
2	InPerson	In person?
3	MailTel	By mail or telephone order?
4	Other	Other

- Don't Know
- Refuse
- Empty

- On Input
- On Output

Array:

Special Instructions: Answer list descriptions for options 1-3 should be bold black

Skip Instructions: 1,3,4,DK,RF: Goto ANYMEAL

2: IF LOCSTRSV = 2 then goto LHRCOLOC
ELSE goto ANYMEAL

Instrument SAS Name: LHTPURCH

Destination Data Set: ETRF

LHRCOLOC

Field

BLKSECT17_F.LHRCOLOC

Description: Company location - City

Form Pane Label: Location - City

SAS Name: LHRCOLOC

Tag Name: LHRCOLOC

Inherited Universe:

Universe: LHTPURCH = 2 AND LOCSTRSV = 2

Universe Description:

Question Text: In what city is ^LHTRCOMP_fill located?

Fills: LHTRCOMP_fill

Instructions: IF LHTRCOMP = DK or RF then fill "the company"
ELSE fill entry in LHTRCOMP

Type: String

Length: 45

- Don't Know
- Refuse
- Empty

- On Input
- On Output

Array:

Skip Instructions: Goto LHRLOCST

Instrument SAS Name: LHRCOLOC

Destination Data Set: ETRF

Field

LHRLOCST
BLKSECT17_F.LHRLOCST

Description: Company location - State

Form Pane Label: State

SAS Name: LHRLOCST

Tag Name: LHRLOCST

Inherited Universe:

Universe: LHTPURCH = 2 AND LOCSTRSV = 2

Universe Description:

Help Screen: H_DESTCODE

Question Text: ? [F1]

In what state is ^LHTRCOMP_fill located?

✦ Enter the two character state abbreviation

Fills: LHTRCOMP_fill

Instructions: IF LHTRCOMP = DK or RF then fill "the company"
ELSE fill entry in LHTRCOMP

Type: String

Length: 2

Don't Know
 Refuse
 Empty

On Input
 On Output

Array:

Special Instructions: Use answer type TState - STRING[2], display width 4

Skip Instructions: IF entry is not a valid state abbreviation then
goto CK_LHRLOCST

ELSE gGoto ANYMEAL

Instrument SAS Name: LHRLOCST

Destination Data Set: ETRF

Check

CK_LHRLOCST
BLKSECT17_F.CK_LHRLOCST

Description: Not a valid state abbreviation

Inherited Universe:

Universe: (Entry in LHRLOCST is not a valid state abbreviation) AND LHRLOCST <> DK AND LHRLOCST <> RF

Universe Description: State abbreviation entered is not valid

Text: * [Not a valid state abbreviation](#)

Check Instructions:

Type: Hard

Skip Instructions: Go back to LHRLOCST

ANYMEAL
BLKSECT17_F.ANYMEAL

Field

Description: Spend for any meals outside of package deal

Form Pane Label: Any meals?

SAS Name: ANYMEAL

Tag Name: ANYMEAL

Inherited Universe:

Universe: (LOCLOGX = 1-99999999, DK or RF) OR (ANYLODGE = 2, DK or RF)

Universe Description:

Question Text: Did ^YOU_ANYMEM spend anything for meals, snacks, or drinks at restaurants, bars, or fast food places ^AnyMeal?

Fills: YOU_ANYMEM

Instructions: IF NUMHOUSE = 1 then fill "you"
ELSE fill "you or any members of your household"

Fills: AnyMeal

Instructions: If FOODLCDL = 1 fill "not counting what the package deal covered".

Type: Enumerated

Length: 1

Answer List: TYesNo

Value:	Mnemonic:	Description:
1	Yes	Yes
2	No	No

- Don't Know
- Refuse
- Empty

- On Input
- On Output

Array:

Skip Instructions: 1: Goto LOCMEALX

2,DK,RF: Goto ANYLCGR

Instrument SAS Name: ANYMEAL

Destination Data Set: ETRF

LOCMEALX

Field

BLKSECT17_F.LOCMEALX

Description: Cost of meals outside of package deals

Form Pane Label: Meal \$

SAS Name: LOCMEALX

Tag Name: LOCMEALX

Inherited Universe:

Universe: ANYMEAL = 1

Universe Description: Yes, spent money on meals at restaurants outside the package deal

Question Text: What was the cost, including taxes and tips?

Type: Integer

Length: 9

Min: 1

Max: 99999999

Don't Know

Refuse

Empty

On Input

On Output

Array:

Special Instructions: Display \$ and comma in the entry field

Skip Instructions: IF entry lt 6 or gt 1000 and (ne DK or RF) then
goto ERR1_LOCMEALX

ELSE goto ANYALCML

Instrument SAS Name: LOCMEALX

Destination Data Set: ETRF

Check

ERR1_LOCMEALX
BLKSECT17_F.ERR1_LOCMEALX

Description: Out of Range Check

Inherited Universe:

Universe: (LOCMEALX lt 6 or gt 1000) AND LOCMEALX <> DK AND
LOCMEALX <> RF

Universe Description: Money spent on meals at restaurants outside the package deal
was less than \$6 or greater than \$1,000

Text: ♦ THE VALUE ENTERED IS UNUSUALLY HIGH OR LOW

PLEASE VERIFY AND IF CORRECT, ENTER ITEM LEVEL NOTE

Check Instructions: IF suppressed then set LOCM_ALX = A1

Type: Soft

Skip Instructions: Suppress: Goto ANYALCML

All others, go back to LOCMEALX

ANYALCML

Field

BLKSECT17_F.ANYALCML

Description: Did meal cost include alcohol

Form Pane Label: Any alcohol incl.?

SAS Name: ANYALCML

Tag Name: ANYALCML

Inherited Universe:

Universe: LOCMEALX = 1-99999999, DK or RF

Universe Description:

Question Text: Was any of the ^Mealx for alcoholic beverages?

Fills: Mealx

Instructions: IF LOCMEALX = DK or RF, fill "amount"
ELSE fill the amount entered in LOCMEALX.

Type: Enumerated

Length: 1

Answer List: TYesNo

Value:	Mnemonic:	Description:
1	Yes	Yes
2	No	No

Don't Know

Refuse

Empty

On Input

On Output

Array:

Skip Instructions: 1: Goto ALCMEALX

2,DK,RF: Goto ANYLCGR

Instrument SAS Name: ANYALCML

Destination Data Set: ETRF

ALCMEALX

Field

BLKSECT17_F.ALCMEALX

Description: Cost of alcohol

Form Pane Label: Alcohol \$

SAS Name: ALCMEALX

Tag Name: ALCMEALX

Inherited Universe:

Universe: ANYALCML = 1

Universe Description: Yes, some of the meals-at-restaurants cost was for alcohol

Question Text: What was the cost for alcoholic beverages, including taxes and tips?

Type: Integer

Length: 9

Min: 1

Max: 99999999

Don't Know

Refuse

Empty

On Input

On Output

Array:

Special Instructions: Display \$ and comma in the entry field

Skip Instructions: IF entry lt 5 or gt 388 and (ne DK or RF) then
goto ERR1_ALCMEALX

ELSE goto ANYLCGR

Instrument SAS Name: ALCMEALX

Destination Data Set: ETRF

Check

ERR1_ALCMEALX
BLKSECT17_F.ERR1_ALCMEALX

Description: Out of Range Check

Inherited Universe:

Universe: (ALCMEALX lt 5 or gt 388) AND ALCMEALX <> DK AND
ALCMEALX <> RF

Universe Description: Cost for alcohol w/meals at restaurants was less than \$5 or greater than \$388

Text: * THE VALUE ENTERED IS UNUSUALLY HIGH OR LOW

PLEASE VERIFY AND IF CORRECT, ENTER ITEM LEVEL NOTE

Check Instructions: IF suppressed then set ALCM_ALX = A1

Type: Soft

Skip Instructions: Suppress: Goto ANYLCGR

All others, go back to ALCMEALX

ANYLCGR
BLKSECT17_F.ANYLCGR

Field

Description: Any groceries

Form Pane Label: Any groc?

SAS Name: ANYLCGR

Tag Name: ANYLCGR

Inherited Universe:

Universe: (ANYMEAL = 2, DK or RF) OR (ANYALCML = 2, DK or RF) OR \
(ALCMEALX = 1-99999999, DK or RF)

Universe Description:

Question Text: Did ^YOU_ANYMEM spend anything for food or beverages at
grocery stores, convenience stores, or liquor stores?

Type: Enumerated

Length: 1

Answer List: TYesNo

Value:	Mnemonic:	Description:
1	Yes	Yes
2	No	No

Don't Know

Refuse

Empty

On Input

On Output

Array:

Skip Instructions: 1: Goto LOCGROCX

2,DK,RF: Goto ANYADMIS

Instrument SAS Name: ANYLCGR

Destination Data Set: ETRF

LOGGROCX

Field

BLKSECT17_F.LOGGROCX

Description: Cost of groceries

Form Pane Label: Groc \$

SAS Name: LOGGROCX

Tag Name: LOGGROCX

Inherited Universe:

Universe: ANYLCGR = 1

Universe Description: Yes, had expenses for food/beverage at grocery stores

Question Text: What were the expenses, including taxes?

Type: Integer

Length: 9

Min: 1

Max: 99999999

Don't Know

Refuse

Empty

On Input

On Output

Array:

Special Instructions: Display \$ and comma in the entry field

Skip Instructions: IF entry lt 5 or gt 600 and (Ne DK or RF) then
goto ERR1_LOGGROCX

ELSE goto ANYALCGR

Instrument SAS Name: LOGGROCX

Destination Data Set: ETRF

Check

ERR1_LOCGROCX
BLKSECT17_F.ERR1_LOCGROCX

Description: Out of Range Check

Inherited Universe:

Universe: (LOGGROCX lt 5 or gt 600) AND LOGGROCX <> DK AND
LOGGROCX <> RF

Universe Description: Expense for food/beverages at grocery stores is less than \$5 or greater than \$600

Text: * THE VALUE ENTERED IS UNUSUALLY HIGH OR LOW

PLEASE VERIFY AND IF CORRECT, ENTER ITEM LEVEL NOTE

Check Instructions: IF suppressed then set LOCG_OCX = A1

Type: Soft

Skip Instructions: Suppress: Goto ANYALCGR

All others, go back to LOGGROCX

ANYALCGR

Field

BLKSECT17_F.ANYALCGR

Description: Any alcohol included with groceries

Form Pane Label: Any alcohol incl.?

SAS Name: ANYALCGR

Tag Name: ANYALCGR

Inherited Universe:

Universe: LOGGROCX = 1-99999999, DK or RF

Universe Description:

Question Text: Was any of the ^GROCX for alcoholic beverages?

Fills: GROCX

Instructions: IF LOGGROCX = DK or RF, fill "amount"
ELSE fill the amount entered in LOGGROCX.

Type: Enumerated

Length: 1

Answer List: TYesNo

Value:	Mnemonic:	Description:
1	Yes	Yes
2	No	No

- Don't Know
- Refuse
- Empty

- On Input
- On Output

Array:

Skip Instructions: 1: Goto ALCGROCX

2,DK,RF: Goto ANYADMIS

Instrument SAS Name: ANYALCGR

Destination Data Set: ETRF

ALCGROCX

Field

BLKSECT17_F.ALCGROCX

Description: Cost of alcohol bought separate from groceries

Form Pane Label: Alcohol \$

SAS Name: ALCGROCX

Tag Name: ALCGROCX

Inherited Universe:

Universe: ANYALCGR = 1

Universe Description: Yes, some of the food/beverage at grocery store expense was for alcohol

Question Text: What was the cost for alcoholic beverages, including taxes?

Type: Integer

Length: 9

Min: 1

Max: 99999999

Don't Know

Refuse

Empty

On Input

On Output

Array:

Special Instructions: Display \$ and comma in the entry field

Skip Instructions: IF entry lt 5 or gt 270 and (Ne DK or RF) then
goto ERR1_ALCGROCX

ELSE goto ANYADMIS

Instrument SAS Name: ALCGROCX

Destination Data Set: ETRF

Check

ERR1_ALCGROCX
BLKSECT17_F.ERR1_ALCGROCX

Description: Out of Range Check

Inherited Universe:

Universe: (ALCGROCX lt 5 or gt 270) AND ALCGROCX <> DK AND
ALCGROCX <> RF

Universe Description: Grocery store expense for alcohol was less than \$5 or greater than \$270

Text: * THE VALUE ENTERED IS UNUSUALLY HIGH OR LOW

PLEASE VERIFY AND IF CORRECT, ENTER ITEM LEVEL NOTE

Check Instructions: IF suppressed then set ALCG_OCX = A1

Type: Soft

Skip Instructions: Suppress: Goto ANYADMIS

All others, go back to ALCGROCX

ANYADMIS

Field

BLKSECT17_F.ANYADMIS

Description: Spend on any entertainment or admissions

Form Pane Label: Any entertainment?

SAS Name: ANYADMIS

Tag Name: ANYADMIS

Inherited Universe:

Universe: (ALCGROCX = 1-99999999, DK or RF) OR
(ANYLCGR = 2, DK or RF) OR
(ANYALCGR = 2, DK or RF)

Universe Description:

Help Screen: H_ANYENTER

Question Text:  42 ? [F1]

Did ^YOU_ANYMEM spend anything on this stay for entertainment or admissions ^Anyadmis?

Fills: YOU_ANYMEM

Instructions: IF NUMHOUSE = 1 then fill "you"
ELSE fill "you or any members of your household"

Fills: Anyadmis

Instructions: If ENTRLCDL = 1, fill "not counting what the package deal covered".

Type: Enumerated

Length: 1

Answer List: TYesNo

Value:	Mnemonic:	Description:
1	Yes	Yes
2	No	No

- Don't Know
- Refuse
- Empty

On Input

On Output

Array:

Skip Instructions: 1: Goto LOCADMSX

2,DK,RF: Goto LOCCOMBX

Instrument SAS Name: ANYADMIS

Destination Data Set: ETRF

LOCADMSX

Field

BLKSECT17_F.LOCADMSX

Description: Cost of entertainment

Form Pane Label: Entertainment \$

SAS Name: LOCADMSX

Tag Name: LOCADMSX

Inherited Universe:

Universe: ANYADMIS = 1

Universe Description: Yes, had entertainment or admissions expenses

Question Text: How much did ^YOU_ANYMEM pay?

Type: Integer

Length: 9

Min: 1

Max: 99999999

Don't Know

Refuse

Empty

On Input

On Output

Array:

Special Instructions: Display \$ and comma in the entry field

Skip Instructions: IF entry lt 5 or gt 290 and (Ne DK or RF) then
goto ERR1_LOCADMSX

ELSE goto LOCCOMBX

Instrument SAS Name: LOCADMSX

Destination Data Set: ETRF

Check

ERR1_LOCADMSX
BLKSECT17_F.ERR1_LOCADMSX

Description: Out of Range Check

Inherited Universe:

Universe: (LOCADMSX lt 5 or gt 290) AND LOCADMSX <> DK AND
LOCSDMSX <> RF

Universe Description: Entertainment or admissions expenses was less then \$5 or greater than \$290

Text: * THE VALUE ENTERED IS UNUSUALLY HIGH OR LOW

PLEASE VERIFY AND IF CORRECT, ENTER ITEM LEVEL NOTE

Check Instructions: IF suppressed then set LOCA_MSX = A1

Type: Soft

Skip Instructions: Suppress: Goto LOCCOMBX

All others, go back to LOCADMSX

CHKFCOMB

Field

BLKSECT17_F.CHKFCOMB

Description: Combined expenses for food/bev, lodging, transportation or other

Form Pane Label: Combined expenses

SAS Name: CHKFCOMB

Tag Name: CHKFCOMB

Inherited Universe:

Universe: (ANYADM = 2, DK or RF) OR (LOCADMSX = 1-99999999, DK or RF)

Universe Description:

Question Text: ♦ Are there combined expenses for food/beverages, lodging, transportation, or other things?

Type: Enumerated

Length: 1

Answer List: TYesNo

Value:	Mnemonic:	Description:
1	Yes	Yes
2	No	No

- Don't Know
- Refuse
- Empty

- On Input
- On Output

Array:

Skip Instructions: 1: Goto LOCCOMBX

2: Goto DIDYOU

Instrument SAS Name: CHKFCOMB

Destination Data Set: ETRF

Field

LOCCOMBX
BLKSECT17_F.LOCCOMBX

Description: Combined expenses

Form Pane Label: Combined \$

SAS Name: LOCCOMBX

Tag Name: LOCCOMBX

Inherited Universe:

Universe: CHKFCOMB = 1

Universe Description: Yes, there were combined expenses

Question Text: * Only those things the respondent could not provide individual expenses for should be combined and entered here.

Type: Integer

Length: 9

Min: 1

Max: 99999999

Don't Know

Refuse

Empty

On Input

On Output

Array:

Special Instructions: 1. Display \$ and comma in the entry field

Skip Instructions: 1-99999999: IF entry lt 5 or gt 210 then goto ERR1_LOCCOMBX
ELSE goto FOODLCCM

DK,RF: Goto FOODLCCM

Instrument SAS Name: LOCCOMBX

Destination Data Set: ETRF

ERR1_LOCCOMBX
BLKSECT17_F.ERR1_LOCCOMBX

Check

Description: Out of Range Check

Inherited Universe:

Universe: (LOCCOMBX lt 5 or gt 210) AND LOCCOMBX <> DK AND
LOCCOMBX <> RF

Universe Description: Combined expenses were less than \$5 or greater than \$210

Text: * THE VALUE ENTERED IS UNUSUALLY HIGH OR LOW

PLEASE VERIFY AND IF CORRECT, ENTER ITEM LEVEL NOTE

Check Instructions: IF suppressed then set LOCC_MBX = A1

Type: Soft

Skip Instructions: Suppress: Goto FOODLCCM

All others, go back to LOCCOMBX

Field

FOODLCCM
BLKSECT17_F.FOODLCCM

Description: combined expenses include food and beverages

Form Pane Label: Food?

SAS Name: FOODLCCM

Tag Name: FOODLCCM

Inherited Universe:

Universe: LOCCOMBX = 1-99999999, DK or RF

Universe Description:

Question Text: Does this include anything for. . .

. . . Food and beverages?

Type: Enumerated

Length: 1

Answer List: TYesNo

Value:	Mnemonic:	Description:
1	Yes	Yes
2	No	No

Don't Know

Refuse

Empty

On Input

On Output

Array:

Skip Instructions: Goto LODGLCCM

Instrument SAS Name: FOODLCCM

Destination Data Set: ETRF

LODGLCCM

Field

BLKSECT17_F.LODGLCCM

Description: combined expenses include lodging

Form Pane Label: Lodging?

SAS Name: LODGLCCM

Tag Name: LODGLCCM

Inherited Universe:

Universe: FOODLCCM = 1, 2, DK or RF

Universe Description:

Question Text: Does this include anything for . .

. . . Lodging?

Type: Enumerated

Length: 1

Answer List: TYesNo

Value:	Mnemonic:	Description:
1	Yes	Yes
2	No	No

Don't Know

Refuse

Empty

On Input

On Output

Array:

Skip Instructions: Goto ENTRLCCM

Instrument SAS Name: LODGLCCM

Destination Data Set: ETRF

Field

ENTRLCCM
BLKSECT17_F.ENTRLCCM

Description: combined expenses include entertainment

Form Pane Label: Entertainment?

SAS Name: ENTRLCCM

Tag Name: ENTRLCCM

Inherited Universe:

Universe: LODGLCCM = 1, 2, DK or RF

Universe Description:

Question Text: Does this include anything for . .

. . . Entertainment?

Type: Enumerated

Length: 1

Answer List: TYesNo

Value:	Mnemonic:	Description:
1	Yes	Yes
2	No	No

Don't Know

Refuse

Empty

On Input

On Output

Array:

Skip Instructions: Goto ELSELCCM

Instrument SAS Name: ENTRLCCM

Destination Data Set: ETRF

ELSELCCM

Field

BLKSECT17_F.ELSELCCM

Description: combined expenses include any other expenses

Form Pane Label: Anything else?

SAS Name: ELSELCCM

Tag Name: ELSELCCM

Inherited Universe:

Universe: ENTRLCCM = 1, 2, DK or RF

Universe Description:

Question Text: Does this include any . . .

. . . **Other expenses?**

Type: Enumerated

Length: 1

Answer List: TYesNo

Value:	Mnemonic:	Description:
1	Yes	Yes
2	No	No

Don't Know

Refuse

Empty

On Input

On Output

Array:

Skip Instructions: Goto DIDYOU

Instrument SAS Name: ELSELCCM

Destination Data Set: ETRF

Field

DIDYOU
BLKSECT17_F.DIDYOU

Description: Any other stays at local hotels or motels

Form Pane Label: Any oth local stays?

SAS Name: DIDYOU

Tag Name: DIDYOU

Inherited Universe:

Universe: (CHKFCOMB = 2) OR (ELSELCCM = 1, 2, DK or RF)

Universe Description:

Question Text: Did ^YOU_ANYMEM have any other stays at local hotels or motels?

Type: Enumerated

Length: 1

Answer List: TYesNo

Value:	Mnemonic:	Description:
1	Yes	Yes
2	No	No

- Don't Know
- Refuse
- Empty

- On Input
- On Output

Array:

Skip Instructions: 1: Goto NUMLOC, next row

2,DK,RF: Exit block and goto S18F_END

Instrument SAS Name: DIDYOU

Destination Data Set: ETRF

LOCD_ALX

Field

BLKSECT17_F.LOCD_ALX

Description: Range edit flag

Form Pane Label:

SAS Name: LOCD_ALX

Tag Name:

Inherited Universe:

Universe:

Universe Description:

Question Text:

Type: String

Length: 2

- Don't Know
- Refuse
- Empty

- On Input
- On Output

Array:

Special Instructions: NOTE: See ERR1_LOCDEALX for how to set this field

Valid Values: A1 = Range edit failed
(ERR1 check was suppressed)

Blank = Range edit passed

Instrument SAS Name: LOCD_ALX

Destination Data Set: ETRF

Field

LOCL_DGX
BLKSECT17_F.LOCL_DGX

Description: Range edit flag

Form Pane Label:

SAS Name: LOCL_DGX

Tag Name:

Inherited Universe:

Universe:

Universe Description:

Question Text:

Type: String

Length: 2

- Don't Know
- Refuse
- Empty

- On Input
- On Output

Array:

Special Instructions: NOTE: See ERR1_LOCLDYGX for how to set this field

Valid Values: A1 = Range edit failed
(ERR1 check was suppressed)

Blank = Range edit passed

Instrument SAS Name: LOCL_DGX

Destination Data Set: ETRF

LOCM_ALX

Field

BLKSECT17_F.LOCM_ALX

Description: Range edit flag

Form Pane Label:

SAS Name: LOCM_ALX

Tag Name:

Inherited Universe:

Universe:

Universe Description:

Question Text:

Type: String

Length: 2

- Don't Know
- Refuse
- Empty

- On Input
- On Output

Array:

Special Instructions: NOTE: See ERR1_LOCMEALX for how to set this field

Valid Values: A1 = Range edit failed
(ERR1 check was suppressed)

Blank = Range edit passed

Instrument SAS Name: LOCM_ALX

Destination Data Set: ETRF

Field

ALCM_ALX
BLKSECT17_F.ALCM_ALX

Description: Range edit flag

Form Pane Label:

SAS Name: ALCM_ALX

Tag Name:

Inherited Universe:

Universe:

Universe Description:

Question Text:

Type: String

Length: 2

- Don't Know
- Refuse
- Empty

- On Input
- On Output

Array:

Special Instructions: NOTE: See ERR1_ALCMEALX for how to set this field

Valid Values: A1 = Range edit failed
(ERR1 check was suppressed)

Blank = Range edit passed

Instrument SAS Name: ALCM_ALX

Destination Data Set: ETRF

LOGG_OCX

Field

BLKSECT17_F.LOGG_OCX

Description: Range edit flag

Form Pane Label:

SAS Name: LOGG_OCX

Tag Name:

Inherited Universe:

Universe:

Universe Description:

Question Text:

Type: String

Length: 2

- Don't Know
- Refuse
- Empty

- On Input
- On Output

Array:

Special Instructions: NOTE: See ERR1_LOCGROCX for how to set this field

Valid Values: A1 = Range edit failed
(ERR1 check was suppressed)

Blank = Range edit passed

Instrument SAS Name: LOGG_OCX

Destination Data Set: ETRF

Field

ALCG_OCX
BLKSECT17_F.ALCG_OCX

Description: Range edit flag

Form Pane Label:

SAS Name: ALCG_OCX

Tag Name:

Inherited Universe:

Universe:

Universe Description:

Question Text:

Type: String

Length: 2

- Don't Know
- Refuse
- Empty

- On Input
- On Output

Array:

Special Instructions: NOTE: See ERR1_ALCGROCX for how to set this field

Valid Values: A1 = Range edit failed
(ERR1 check was suppressed)

Blank = Range edit passed

Instrument SAS Name: ALCG_OCX

Destination Data Set: ETRF

LOCA_MSX

Field

BLKSECT17_F.LOCA_MSX

Description: Range edit flag

Form Pane Label:

SAS Name: LOCA_MSX

Tag Name:

Inherited Universe:

Universe:

Universe Description:

Question Text:

Type: String

Length: 2

- Don't Know
- Refuse
- Empty

- On Input
- On Output

Array:

Special Instructions: NOTE: See ERR1_LOCADMSX for how to set this field

Valid Values: A1 = Range edit failed
(ERR1 check was suppressed)

Blank = Range edit passed

Instrument SAS Name: LOCA_MSX

Destination Data Set: ETRF

Field

LOCC_MBX
BLKSECT17_F.LOCC_MBX

Description: Range edit flag

Form Pane Label:

SAS Name: LOCC_MBX

Tag Name:

Inherited Universe:

Universe:

Universe Description:

Question Text:

Type: String

Length: 2

- Don't Know
- Refuse
- Empty

- On Input
- On Output

Array:

Special Instructions: NOTE: See ERR1_LOCCOMBX for how to set this field

Valid Values: A1 = Range edit failed
(ERR1 check was suppressed)

Blank = Range edit passed

Instrument SAS Name: LOCC_MBX

Destination Data Set: ETRF

S17F_END

S17F_END

Field

Description: End of section 17F

Form Pane Label:

SAS Name:

Tag Name:

Inherited Universe:

Universe: (DIDYOU = 2, DK or RF) OR (ANYLOC = 2, DK or RF)

Universe Description:

Question Text:

Type: Classification

Length: 0

- Don't Know
- Refuse
- Empty

- On Input
- On Output

Store Instructions: 1. Set Section Complete flag.
Store 'Yes' in Sectcomp(17)

2. Store 1 in TRF_STAT and TRF_ORIG

Array:

Skip Instructions: Goto Section 18 - BSECT18

Field

TRF_STAT
TRF_STAT

Description: Record status

Form Pane Label:

SAS Name: REC_STAT

Tag Name:

Inherited Universe:

Universe:

Universe Description:

Question Text:

Type: String

Length: 1

- Don't Know
- Refuse
- Empty

- On Input
- On Output

Array:

Special Instructions: NOTE: See S17F_END for how to set this field

Valid Values: 1 = Active Record

Instrument SAS Name: TRF_STAT

Destination Data Set: ETRF

TRF_ORIG

TRF_ORIG

Field

Description: Record origin

Form Pane Label:

SAS Name: REC_ORIG

Tag Name:

Inherited Universe:

Universe:

Universe Description:

Question Text:

Type: String

Length: 1

- Don't Know
- Refuse
- Empty

- On Input
- On Output

Array:

Special Instructions: NOTE: See S17F_END for how to set this field

Valid Values: 1 = Data from current month interview

Instrument SAS Name: TRF_ORIG

Destination Data Set: ETRF

Field

S17BC_Flag
S17BC_Flag

Description: Flag for use in section 20C

Form Pane Label:

SAS Name:

Tag Name:

Inherited Universe:

Universe: S17BC_End := '1'

Universe Description:

Question Text:

Type: Enumerated

Length: 1

Answer List: TYesNo

Value:	Mnemonic:	Description:
1	Yes	Yes
2	No	No

- Don't Know
- Refuse
- Empty

- On Input
- On Output

Store Instructions: FOR I:= 1 TO 5 DO
 Set LP17BC_Flag[I] = no
END DO

```
FOR I:= 1 TO 17 DO
  IF BSECT17.BLKSECT17_BC_STRUCT.BLKSECT17_BC_1[I].NUMNIGHT
    = 0-800, DK or RF THEN: {not an 888 - deleted}
  IF BSECT17.BLKSECT17_BC_STRUCT.BLKSECT17_BC_1[I].CMSHIPX
    = RESPONSE OR NONRESPONSE THEN LP17BC_Flag[1] := Yes
  END
  IF BSECT17.BLKSECT17_BC_STRUCT.BLKSECT17_BC_1[I].RTCARX =
    RESPONSE or NONRESPONSE THEN LP17BC_Flag[2] := Yes
  END
END
```

```
IF BSECT17.BLKSECT17_BC_STRUCT.BLKSECT17_BC_1[!].ANYTOLL
  = 1, DK or RF THEN LP17BC_Flag[3] := Yes
END
IF BSECT17.BLKSECT17_BC_STRUCT.BLKSECT17_BC_1[!].ANYPARK
  = 1, DK or RF THEN LP17BC_Flag[4] := Yes
END
IF BSECT17.BLKSECT17_BC_STRUCT.BLKSECT17_BC_2[!].LODGING
  = 1, DK or RF THEN LP17BC_Flag[5] := Yes
END
END
END DO
```

Array:

Number of Elements: 5

Special Instructions: Array Positions
1 = Ship
2 = Rental Car
3 = Tolls
4 = Parking Fees
5 = Lodging

Instrument SAS Name: S17BC_Flag

Field

S17Fldg_Flag
S17Fldg_Flag

Description: Flag for use in section 20C

Form Pane Label:

SAS Name:

Tag Name:

Inherited Universe:

Universe: S17F_End := '1'

Universe Description: Section 17F is complete

Question Text:

Type: Enumerated

Length: 1

Answer List: TYesNo

Value:	Mnemonic:	Description:
1	Yes	Yes
2	No	No

- Don't Know
- Refuse
- Empty

- On Input
- On Output

Store Instructions: Set LP17Fldg_Flag = no

```
Of the trips taken, if any involved lodging set the flag equal to yes
FOR I:= 1 TO 17 DO
  IF BSECT17.BLKSECT17_F[I].ANYLODGE = 1, DK, or RF THEN
    LP17BFldg_Flag := Yes
  END
END DO
```

Array:

Instrument SAS Name: S17Fldg_Flag

BSECT18

BSECT18

Block

Description: Clothing

Tab Name: S18

Fly Over Name: S18 - Clothing

Universe Type: If

Inherited Universe:

Universe: (BFront.START <> 3-5) AND (BCeintro.CE_INTRO = 1)

Universe Description: All

Array:

Block Instructions: Section label for part B (fields ADLTCLOX - CLOGFTX):
Section 18, Part B - Clothing, Footware and Accessories

Field

S18A_INTRO
S18A_INTRO

Description: Introduction for Section 18A

Form Pane Label: Introduction

SAS Name:

Tag Name: S18A_INTRO

Inherited Universe:

Universe:

Universe Description: All

Question Text: Now I am going to ask about clothing and related expenses. First, let's start with some selected items and services. You may find it helpful to refer to receipts, credit card statements or other records to answer the questions. Please include any shipping and handling charges with the cost of any item that was shipped.

Description Month Amount
(CLODESCD) (CLOTHMOD) (CLOTHXD)

Type: Enumerated

Length: 1

Answer List: TContinue

Value:	Mnemonic:	Description:
1	Continue	Enter 1 to Continue

- Don't Know
- Refuse
- Empty

- On Input
- On Output

Array:

Skip Instructions: Goto BSECT18.BTABLEA.BROW.ITEM

Instrument SAS Name: S18A_INTRO

Destination Data Set: ECLD

BTABLEA

BTABLEA

Block

Description: Select Clothing Items and Services

Tab Name:

Fly Over Name:

Universe Type: If

Inherited Universe:

Universe: BSECT18.S18A_INTRO = 1

Universe Description: All

Array:

- Block Instructions:**
1. Max number of gridlines: 15
 2. Section Label: Section 18, Part A - Select Clothing Items and Services
 3. This section is a laundry list. Follow the laundry list standards. (See the attachment on the field Laundry_List_Standards.)
 4. Pre-chart
 - o Follow pre-chart standards. (See attachment on the field Prechart_Standards.)
 - o See the attachment on the variable Input_Setup_Specifications for specific prechart information

Block

BROW
BTABLEA.BROW

Description:

Tab Name:
Fly Over Name:
Universe Type: If

Inherited Universe:

Universe: (ITEM(previous row) <> 99) AND (ROW # < 16)

Universe Description:

Array:

Block Instructions:

ITEM

Field

BTABLEA.BROW.ITEM

Description: Had expenses for select clothing items and services

Form Pane Label: Item

SAS Name:

Tag Name: CLD_ITEM

Inherited Universe:

Universe:

Universe Description: All

Help Screen: H_S18A

Question Text:  30 ? [F1]

Since the first of ^REF_MONTH, have ^YOU_ANYMEM had expenses for any of the following items, either for members of your household or for someone outside your household?

[◆ Read each item on list.](#)

Fills: REF_MONTH

Instructions: Set REF_MONTH = 3 months before the interview.

Calculated by taking the INTPER from record type 10 to come up with the base month to start from.

Fills: YOU_ANYMEM

Instructions: IF NUMHOUSE = 1 then fill "you"

ELSE fill "you or any members of your household"

Type: Enumerated

Length: 3

Answer List: TSec18altems

Value:	Mnemonic:	Description:
1	Suits	Purchase of any suits or tuxedos for men, 16 or older?
2	Watch	Purchase of any watches?
3	Jewelry	Purchase of any jewelry?
4	RepairShoes	Shoe repair or other shoe services?
5	RepairWatch	Watch or jewelry repair?

6	RepairClothes	Repair, alteration or tailoring for clothing and accessories?
7	ClothRental	Rental of any clothing or accessories, including tuxedos?
8	ClothStorage	Storage outside the home, just for clothing?
99	NoMore99	None/No more entries
888	DeleteLine	Delete the line

- Don't Know
- Refuse
- Empty

- On Input
- On Output

Store Instructions: Set CLOTHYD as follows:

- IF ITEM = 1 then store 120 in CLOTHYD
- IF ITEM = 2 then store 370 in CLOTHYD
- IF ITEM = 3 then store 380 in CLOTHYD
- IF ITEM = 4 then store 460 in CLOTHYD
- IF ITEM = 5 then store 470 in CLOTHYD
- IF ITEM = 6 then store 450 in CLOTHYD
- IF ITEM = 7 then store 480 in CLOTHYD
- IF ITEM = 8 then store 490 in CLOTHYD

Array:

- Special Instructions:**
1. Answer list options should be in bold black except 99 and 888, they should be in regular black.
(Once an answer list option is selected, the answer list description color should be changed to regular blue.)
 2. Prefill the PREFILL and DESCRIPTION fields with the following descriptions. Gray out the PREFILL field.
If ITEM = 1-3 then SHOW the DESCRIPTION field

If ITEM = 1 then prefill "Purchase men's suit/tuxedo"
If ITEM = 2 then prefill "Purchase watches"
If ITEM = 3 then prefill "Purchase jewelry"
If ITEM = 4 then prefill "Shoe repair or other shoe services"

If ITEM = 5 then prefill "Watch or jewelry repair"
If ITEM = 6 then prefill "Repair for clothing or access."
If ITEM = 7 then prefill "Rental of clothing or access. "
If ITEM = 8 then prefill "Clothing storage outside home"
 3. IF ITEM = 888 then "SHOW" the fields in the row

Skip Instructions: 1-8: IF ITEM <> Item2Shadow then goto CK_ITEM
IF ITEM = 1-3 then goto WHO
ELSE goto DESCRIPTION

99: Goto S18A_END

888: IF no more row then goto S18A_END
ELSE goto ITEM - next row in the table

Instrument SAS Name: CLD_ITEM

Destination Data Set: ECLD

Check

CK_ITEM
BTABLEA.BROW.CK_ITEM

Description: After a row is completed, the user has backed up and changed the item number to another valid item number

Inherited Universe:

Universe: ITEM was changed to another valid item number

Universe Description: After a row is completed, the user has backed up and changed the item number to another valid item number

Text: ♦ [Press "S" to change this item code and enter new data](#)

[Press ENTER to re-enter the original item code: ^OldItem](#)

Check Instructions: IF SUPPRESSED then set all fields in this block to EMPTY

Type: Soft

Skip Instructions: Go back to ITEM

Fills: OldItem

Instructions: **Fill the previous entry in ITEM for this row.**

PreFill

Field

BTABLEA.BROW.Prefill

Description: Description - SHOW ONLY Field

Form Pane Label: Clothing

SAS Name:

Tag Name:

Inherited Universe:

Universe:

Universe Description:

Question Text: ** SHOW ONLY **

Type: String

Length: 30

- Don't Know
- Refuse
- Empty

- On Input
- On Output

Store Instructions: Set Up Prefill with ITEM's answer list description.

Array:

Field

DESCRIPTION
BTABLEA.BROW.DESCRPTION

Description: Item description

Form Pane Label: Description

SAS Name: CLODESCD

Tag Name: CLODESCD

Inherited Universe:

Universe: ITEM = 4-8

Universe Description: Only ask for clothing services

Question Text: What kind of service was this?

✦ Describe briefly the service.

Description Month Amount
(CLODESCD) (CLOTHMOD) (CLSRVCX)

Type: String

Length: 30

- Don't Know
- Refuse
- Empty

- On Input
- On Output

Array:

Skip Instructions: Goto WHO

Instrument SAS Name: CLODESCD

Destination Data Set: ECLD

WHO

Field

BTABLEA.BROW.WHO

Description: Purchased for your CU or for outside your CU

Form Pane Label: Who

SAS Name: CLSVGFTC

Tag Name: CLSVGFTC

Inherited Universe:

Universe: ITEM <> 99 and <> 888 and <> EMPTY

Universe Description: All, except ITEM = 99 or 888

Question Text: Was this for ^YOU_YRCU or for someone outside your household?

Description Month Amount
(CLODESCD) (CLOTHMOD) (CLSRVCX)

Fills: YOU_YRCU

Instructions: IF NUMHOUSE = 1 then fill "you"
ELSE fill "your household"

Type: Enumerated

Length: 1

Answer List: Twhom

Value:	Mnemonic:	Description:
1	YourCu	Your household
2	OutsideCu	Someone outside your household

- Don't Know
- Refuse
- Empty

- On Input
- On Output

Array:

Skip Instructions: Goto MONTH

Instrument SAS Name: CLSVGFTC

Destination Data Set: ECLD

MONTH

Field

BTABLEA.BROW.MONTH

Description: When did you purchase it

Form Pane Label: Month

SAS Name: CLOTHMOD

Tag Name: CLOTHMOD

Inherited Universe:

Universe: ITEM <> 99 and <> 888 and <> EMPTY

Universe Description: All, except ITEM = 99 or 888

Question Text: When did you purchase ^Clothmod_Fill?

Description Month Amount
(CLODESCD) (CLOTHMOD) (CLSRVCX)

Fills: Clothmod_Fill

Instructions: IF ITEM = 4-8 then fill "this service"
ELSE fill "this"

Type: Enumerated

Length: 2

Answer List: TMONTH

Value:	Mnemonic:	Description:
1	Jan	January
2	Feb	February
3	Mar	March
4	Apr	April
5	May	May
6	Jun	June
7	Jul	July
8	Aug	August
9	Sep	September
10	Oct	October
11	Nov	November
12	Dec	December

Don't Know
 Refuse
 Empty

On Input
 On Output

Array:

Skip Instructions: REF_MONTH-CUR_MONTH: IF Entry is not within reference
period then goto ERR3_MONTH
ELSE goto AMOUNT

DK,RF: Goto AMOUNT

Instrument SAS Name: CLOTHMOD

Destination Data Set: ECLD

ERR3_MONTH

Check

BTABLEA.BROW.ERR3_MONTH

Description: MONTH not in reference period

Inherited Universe:

Universe: MONTH not in reference period and (MONTH <> DK and <> RF)

Universe Description: Service purchased outside the reference period

Text: Input invalid. Value not in range.

Check Instructions: NOTE: This is a Blaise manipula generated error

Type: Hard

Skip Instructions: Go back to MONTH

Field

AMOUNT
BTABLEA.BROW.AMOUNT

Description: How much did it cost

Form Pane Label: Amount

SAS Name: CLSRVCX

Tag Name: CLSRVCX

Inherited Universe:

Universe: ITEM <> 99 and <> 888 and <> EMPTY

Universe Description: All, except ITEM = 99 or 888 and
(MONTH = 1-12, DK or RF)

Question Text: How much did it cost?

<u>Description</u>	<u>Month</u>	<u>Amount</u>
(CLODESCD)	(CLOTHMOD)	(CLSRVCX)

Type: Integer

Length: 7

Min: 1

Max: 999999

Don't Know

Refuse

Empty

On Input

On Output

Store Instructions: IF AMOUNT = 5-249, DK or RF then
set CLSRVCX_ = EMPTY

Array:

Special Instructions: Display a \$ and a comma, as needed in the entry field.

Skip Instructions: 1-999999: IF AMOUNT lt 5 or gt 249 then goto ERR1_AMOUNT
ELSEIF CLOTHYD and entry in AMOUNT for this
record are equal to any record data in the
prechart/input then goto ERR_DUP
ELSE goto TAX

```
DK,RF: IF ITEM = 1 and (RT10.POPGRP = 5, 6, 05, or 06)
       then goto CLBSTORE
       ELSEIF ITEM = 1 then goto MORE
       ELSE goto C
```

Instrument SAS Name: CLSRVCX

Destination Data Set: ECLD

Check

ERR1_AMOUNT
BTABLEA.BROW.ERR1_AMOUNT

Description: Out of Range Check

Inherited Universe:

Universe: (AMOUNT lt 5 or gt 249) AND AMOUNT <> DK AND AMOUNT <> RF

Universe Description: Amount is less than \$5 or greater than \$249

Text: * THE VALUE ENTERED IS UNUSUALLY HIGH OR LOW

PLEASE VERIFY AND IF CORRECT, ENTER ITEM LEVEL NOTE

Check Instructions: If suppressed then set CLSRVCX_ = A1

Type: Soft

Skip Instructions: Suppressed: Goto TAX

All others, go back to AMOUNT

ERR_DUP

Check

BTABLEA.BROW.ERR_DUP

Description: Check for Possible Duplicate Reporting

Inherited Universe:

Universe: ITEM AND the entry for AMOUNT for the record is equal to any records data on the prechart/input

Universe Description: The records item and amount is the same as one of the records on the pre-chart

Text: ♦ This item appears to be the same as one reported last interview.

♦ Please verify to avoid duplicate reporting

♦ If this is a duplicate item, enter 888 to delete line.

Check Instructions:

Type: Soft

Skip Instructions: Suppress: Goto TAX

All others, go back to AMOUNT

Field

TAX
BTABLEA.BROW.TAX

Description: Did this include sales tax

Form Pane Label: Tax

SAS Name: CLSRVCTX

Tag Name: CLSRVCTX

Inherited Universe:

Universe: AMOUNT = 1-999999

Universe Description:

Question Text: Did this include sales tax?

Description Month Amount
(CLODESCD) (CLOTHMOD) (CLSRVCX)

Type: Enumerated

Length: 1

Answer List: TYesNo

Value:	Mnemonic:	Description:
1	Yes	Yes
2	No	No

- Don't Know
- Refuse
- Empty

- On Input
- On Output

Array:

Skip Instructions: IF ITEM = 1 and (RT10.POPGRP = 5, 6, 05, or 06) then
 goto CLBSTORE
 ELSEIF ITEM = 1 then goto MORE
 ELSE goto C

Instrument SAS Name: CLSRVCTX

Destination Data Set: ECLD

Field

C
BTABLEA.BROW.C

Description: Combined Expense?

Form Pane Label: C

SAS Name:

Tag Name: CLOCMBD_S

Inherited Universe:

Universe: ITEM = 2-8

Universe Description: All, except ITEM = 1

Question Text: ♦ Enter 'C' for a combined expense.

Type: String

Length: 1

- Don't Know
- Refuse
- Empty

- On Input
- On Output

Array:

Skip Instructions: C: Goto COMBCODE

EMPTY: IF ((ITEM = 2-7) and [RT10.POPGRP = 7, 8, 07 or
08]) OR (ITEM = 8 and [RT10.POPGRP = 15 or 16])
then goto CLBSTORE

ELSE goto MORE

IF anything other than a 'C' or the enter key is entered
then goto CK_C

Instrument SAS Name: CLOCMBD_S

Destination Data Set: ECLD

CK_C
BTABLEA.BROW.CK_C

Check

Description: C field can only contain a "C" or EMPTY

Inherited Universe:

Universe: C = anything other than a 'C' or a blank

Universe Description:

Text: [✦ Not a valid entry](#)

Check Instructions:

Type: Hard

Skip Instructions: Go back to C

Field

COMBCODE
 BTABLEA.BROW.COMBCODE

Description: What is ITEM combined with?

Form Pane Label: Combined codes

SAS Name:

Tag Name: CLOCMBD

Inherited Universe:

Universe: C = C

Universe Description: Yes, this is a combined expense

Help Screen: H_S18A

Question Text: 30 ? [F1]

What ^Clocmbd_Fill ^CLODESCD combined with?

• Enter all that apply, separate with commas.

<u>Description</u>	<u>Month</u>	<u>Amount</u>
(CLODESCD)	(CLOTHMOD)	(CLSRVCX)

Fills: Clocmbd_Fill

Instructions: IF ITEM = 4-8 then fill "other clothing services is"
 ELSE fill "is";

Fills: CLODESCD

Instructions: Fill entry in DESCRIPTION

Type: Set

Max Number of Values: 6

Length: 2

Answer List: TSec18aCCItems

Value:	Mnemonic:	Description:
2	Watch	Purchase of any watches
3	Jewelry	Purchase of any Jewelry
4	RepairShoes	Shoe repair or other shoe services
5	RepairWatch	Watch or jewelry repair
6	RepairClothes	Repairs, alterations or tailoring for clothing or accessories

7	ClothRental	Rental of any clothing or accessories, including tuxedos
8	ClothStorage	Storage outside the home, just for clothing
77	Misc	Misc. combined (unable to specify/ DK)

- Don't Know
- Refuse
- Empty

- On Input
- On Output

Store Instructions: For each item selected in COMBOCODE, store the appropriate item code in CLOTHD1- CLOTHD6.
(The first entry in COMBCODE should be recoded and stored in CLOTHD1, the 2nd entry in CLOTHD2, etc.)

Recode as follows:

- If COMBCODE = 2, store 370
- If COMBCODE = 3, store 380
- If COMBCODE = 4, store 460
- If COMBCODE = 5, store 470
- If COMBCODE = 6, store 450
- If COMBCODE = 7, store 480
- If COMBCODE = 8, store 490
- If COMBCODE = 77, store 500

Array:

Special Instructions: If ITEM = 2 or 3 then display answer list options 2, 3 and 77
If ITEM = 4-8 then display answer list options 4-8 and 77

Skip Instructions: IF [(ITEM = 2-7) and [RT10.POPGRP = 7, 8, 07 or 08]] or
(ITEM = 8 and [RT10.POPGRP = 15 or 16])
then goto CLBSTORE

ELSE goto MORE

Instrument SAS Name: CLOCMBD

Destination Data Set: ECLD

Field

CLBSTORE
BTABLEA.BROW.CLBSTORE

Description: Where Purchased

Form Pane Label: Store

SAS Name: CLDSTORE

Tag Name: CLBSTORE

Inherited Universe:

Universe: (ITEM = 1 and [RT10.POPGRP = 5, 6, 05, or 06]) OR
[(ITEM = 2-7) and [RT10.POPGRP = 7, 8, 07 or 08]] OR
(ITEM = 8 and [RT10.POPGRP = 15 or 16])

Universe Description:

Question Text: What is the name of the business where you had this expense?

✦ Enter store, website, or company name.

Type: String

Length: 45

Don't Know

Refuse

Empty

On Input

On Output

Store Instructions: If UPPERCASE ENTRY contains ".COM" then set CLBPURCH = 1 and "keep" and "show"

Array:

Skip Instructions: IF uppercase entry = "GROUPON" or "GROUPON.COM" then
goto ERR_GROUPON

ELSEIF UPPERCASE ENTRY contains ".COM" then goto MORE

ELSEIF ENTRY = DK or RF then goto MORE

ELSE goto CLBPURCH

Instrument SAS Name: CLBSTORE

Destination Data Set: ECLD

Check

ERR_GROUPON
BTABLEA.BROW.ERR_GROUPON

Description:

Inherited Universe:

Universe: Uppercase entry in CLBSTORE = "GROUPON" or "GROUPON.COM"

Universe Description:

Text: * ENTER THE STORE OR COMPANY THAT THE GROUPON IS FOR

DO NOT ENTER "GROUPON"

Check Instructions:

Type: Soft

Skip Instructions: Suppress: IF UPPERCASE entry in CLBSTORE contains ".COM" then
goto MORE
ELSE goto CLBPURCH

All others, go back to CLBSTORE

CLBPURCH

Field

BTABLEA.BROW.CLBPURCH

Description: Purchased Online or in person

Form Pane Label: Online

SAS Name: CLDPURCH

Tag Name: CLBPURCH

Inherited Universe:

Universe: CLBSTORE = RESPONSE AND (UPPERCASE entry in CLBSTORE does NOT contain ".COM")

Universe Description:

Question Text: Was this paid for -

Type: Enumerated

Length: 1

Answer List: Tonline

Value:	Mnemonic:	Description:
1	Online	Online?
2	InPerson	In person?
3	MailTel	By mail or telephone order?
4	Other	Other

Don't Know

Refuse

Empty

On Input

On Output

Array:

Special Instructions: Answer list descriptions for options 1-3 should be bold black

Skip Instructions: 1,3,4,DK,RF: Goto MORE

2: Goto CLBLOC

Instrument SAS Name: CLBPURCH

Destination Data Set: ECLD

CLBLOC

Field

BTABLEA.BROW.CLBLOC

Description: Purchase location - City

Form Pane Label: Location - City

SAS Name: CLDLOC

Tag Name: CLBLOC

Inherited Universe:

Universe: CLBPURCH = 2

Universe Description:

Question Text: In what city is ^CLBSTORE_fill located?

Fills: CLBSTORE_fill

Instructions: Fill entry in CLBSTORE

Type: String

Length: 45

- Don't Know
- Refuse
- Empty

- On Input
- On Output

Array:

Skip Instructions: Goto CLBLOCST

Instrument SAS Name: CLBLOC

Destination Data Set: ECLD

Field

CLBLOCST
BTABLEA.BROW.CLBLOCST

Description: Purchase location - State

Form Pane Label: State

SAS Name: CLDLOCST

Tag Name: CLBLOCST

Inherited Universe:

Universe: CLBPURCH = 2

Universe Description:

Help Screen: H_DESTCODE

Question Text: ? [F1]

In what state is ^CLBSTORE_fill located?

• [Enter the two character state abbreviation](#)

Fills: CLBSTORE_fill

Instructions: Fill entry in CLBSTORE

Type: String

Length: 2

Don't Know

Refuse

Empty

On Input

On Output

Array:

Special Instructions: Use answer type TState - STRING[2], display width 4

Skip Instructions: IF entry is not a valid state abbreviation then
goto CK_CLBLOCST

ELSE goto MORE

Instrument SAS Name: CLBLOCST

Destination Data Set: ECLD

Check

CK_CLBLOCST
BTABLEA.BROW.CK_CLBLOCST

Description: Not a valid state abbreviation

Inherited Universe:

Universe: (Entry in CLBLOCST is not a valid state abbreviation) AND CLBLOCST <> DK AND CLBLOCST <> RF

Universe Description: State abbreviation entered is not valid

Text: * [Not a valid state abbreviation](#)

Check Instructions:

Type: Hard

Skip Instructions: Go back to CLBLOCST

MORE

Field

BTABLEA.BROW.MORE

Description: Any other expenses for ITEM

Form Pane Label: Any more

SAS Name:

Tag Name: CLOMORED

Inherited Universe:

Universe: ITEM <> 99 and <> 888 and <> EMPTY

Universe Description: All, except ITEM = 99 or 888

Question Text: Did you have any other expenses for ^S18A_DESC?

<u>Description</u>	<u>Month</u>	<u>Amount</u>
(CLODESCD)	(CLOTHMOD)	(CLSRVCX)

Fills: S18A_DESC

Instructions: If ITEM = 1 then fill "suit or tuxedo purchases for men, 16 or older"

If ITEM = 2 then fill "watch purchases"

If ITEM = 3 then fill "jewelry purchases"

If ITEM = 4 then fill "shoe repair or other shoe services"

If ITEM = 5 then fill "watch or jewelry repair"

If ITEM = 6 then fill "repairs, alterations or tailoring for clothing or accessories"

If ITEM = 7 then fill "clothing or accessory rental"

If ITEM = 8 then fill "clothing storage outside the home"

Type: Enumerated

Length: 1

Answer List: TYesNo

Value:	Mnemonic:	Description:
1	Yes	Yes
2	No	No

- Don't Know
- Refuse
- Empty

-
- On Input
 On Output

- Store Instructions:** 1. Set CLD_ORIG and CLD_STAT
IF MORE = 1, 2, DK or RF then
IF ERR_DUP was invoked and ITEM is 888 then
store 3 in CLD_ORIG.
ELSE Store 1 in CLD_ORIG for the current record.
- IF MONTH = the current interview month then
store 2 in CLD_STAT for the current record
ELSE store 1 in CLD_STAT for the current record
2. IF MORE = 1, 2, DK or RF then Set Item2Shadow = ITEM

Array:

Special Instructions: IF entry of 1, prefill ITEM, PREFILL, and DESCRIPTION fields for the next row with the same information as the current row.

Skip Instructions: 1: IF ROW number = 15 then goto ERR_MAX
ELSE goto ITEM next row in the table

2,DK,RF: IF ROW number = 15 then goto S18A_END
ELSE goto ITEM next row in the table

Instrument SAS Name: CLOMORED

Destination Data Set: ECLD

ERR_MAX

Check

BTABLEA.BROW.ERR_MAX

Description: Max number of Rows Reached

Inherited Universe:

Universe: (MORE = 1) AND (ROW number = 15)

Universe Description: Yes there are more expenses, but there are no more empty rows in the grid

Text: ♦ [No more rows can be added.](#)

Check Instructions:

Type: Hard

Skip Instructions: Go back to MORE

Field

S18A_END
BTABLEA.BROW.S18A_END

Description: End of Section 18A

Form Pane Label:

SAS Name:

Tag Name:

Inherited Universe:

Universe: ITEM = 99 OR (the table is full)

Universe Description:

Question Text:

Type: Classification

Length: 1

Don't Know

Refuse

Empty

On Input

On Output

Store Instructions: IF ITEM = 99 OR (the table is full) then
set S18A_END = 1
ELSE set S18A_END = 2

Array:

Skip Instructions: Exit block and goto ADLTCLOX

CLOTHYD

Field

BTABLEA.BROW.CLOTHYD

Description: Item code

Form Pane Label:

SAS Name: CLOTHYD

Tag Name:

Inherited Universe:

Universe:

Universe Description:

Question Text:

Type: String

Length: 3

- Don't Know
- Refuse
- Empty

- On Input
- On Output

Array:

Special Instructions: NOTE: See ITEM for how to set this field

Valid Values: 120, 370, 380, 450, 460, 470, 480, 490

Instrument SAS Name: CLOTHYD

Destination Data Set: ECLD

Field

CLOTHD1
BTABLEA.BROW.CLOTHD1

Description: Combined expense-code

Form Pane Label:

SAS Name: CLOTHD1

Tag Name:

Inherited Universe:

Universe:

Universe Description:

Question Text:

Type: String

Length: 3

- Don't Know
- Refuse
- Empty

- On Input
- On Output

Array:

Special Instructions: NOTE: See COMBCODE for how to set this field

Valid Values: 370, 380, 450, 460, 470, 480, 490, 500

Instrument SAS Name: CLOTHD1

Destination Data Set: ECLD

CLOTHD2

Field

BTABLEA.BROW.CLOTHD2

Description: See CLOTHD1

Form Pane Label:

SAS Name: CLOTHD2

Tag Name:

Inherited Universe:

Universe:

Universe Description:

Question Text:

Type: String

Length: 3

- Don't Know
- Refuse
- Empty

- On Input
- On Output

Array:

Special Instructions: NOTE: See COMBCODE for how to set this field

Valid Values: 370, 380, 450, 460, 470, 480, 490, 500

Instrument SAS Name: CLOTHD2

Destination Data Set: ECLD

Field

CLOTHD3
BTABLEA.BROW.CLOTHD3

Description: See CLOTHD1

Form Pane Label:

SAS Name: CLOTHD3

Tag Name:

Inherited Universe:

Universe:

Universe Description:

Question Text:

Type: String

Length: 3

- Don't Know
- Refuse
- Empty

- On Input
- On Output

Array:

Special Instructions: NOTE: See COMBCODE for how to set this field

Valid Values: 370, 380, 450, 460, 470, 480, 490, 500

Instrument SAS Name: CLOTHD3

Destination Data Set: ECLD

CLOTHD4

Field

BTABLEA.BROW.CLOTHD4

Description: See CLOTHD1

Form Pane Label:

SAS Name: CLOTHD4

Tag Name:

Inherited Universe:

Universe:

Universe Description:

Question Text:

Type: String

Length: 3

- Don't Know
- Refuse
- Empty

- On Input
- On Output

Array:

Special Instructions: NOTE: See COMBCODE for how to set this field

Valid Values: 370, 380, 450, 460, 470, 480, 490, 500

Instrument SAS Name: CLOTHD4

Destination Data Set: ECLD

Field

CLOTHD5
BTABLEA.BROW.CLOTHD5

Description: See CLOTHD1

Form Pane Label:

SAS Name: CLOTHD5

Tag Name:

Inherited Universe:

Universe:

Universe Description:

Question Text:

Type: String

Length: 3

- Don't Know
- Refuse
- Empty

- On Input
- On Output

Array:

Special Instructions: NOTE: See COMBCODE for how to set this field

Valid Values: 370, 380, 450, 460, 470, 480, 490, 500

Instrument SAS Name: CLOTHD5

Destination Data Set: ECLD

CLOTHD6

Field

BTABLEA.BROW.CLOTHD6

Description: See CLOTHD1

Form Pane Label:

SAS Name: CLOTHD6

Tag Name:

Inherited Universe:

Universe:

Universe Description:

Question Text:

Type: String

Length: 3

- Don't Know
- Refuse
- Empty

- On Input
- On Output

Array:

Special Instructions: NOTE: See COMBCODE for how to set this field

Valid Values: 370, 380, 450, 460, 470, 480, 490, 500

Instrument SAS Name: CLOTHD6

Destination Data Set: ECLD

Field

CLSRVCX_
BTABLEA.BROW.CLSRVCX_

Description: Range edit flag for CLSRVCX

Form Pane Label:

SAS Name: CLSRVCX_

Tag Name:

Inherited Universe:

Universe:

Universe Description:

Question Text:

Type: String

Length: 2

- Don't Know
- Refuse
- Empty

- On Input
- On Output

Array:

Special Instructions: NOTE: See ERR1_CLSRVCX for how to set this field

Valid Values: A1 = Range edit failed
(ERR1 check was suppressed)

Blank = Range edit passed

Instrument SAS Name: CLSRVCX_

Destination Data Set: ECLD

CLD_STAT

Field

BTABLEA.BROW.CLD_STAT

Description: Record status

Form Pane Label:

SAS Name: REC_STAT

Tag Name:

Inherited Universe:

Universe:

Universe Description:

Question Text:

Type: String

Length: 1

- Don't Know
- Refuse
- Empty

- On Input
- On Output

Array:

Special Instructions: NOTE: See MORE for how to set this field

Valid Values: 1 = Active record
2 = Current month record
3 = Inactive record

Instrument SAS Name: CLD_STAT

Destination Data Set: ECLD

Field

CLD_ORIG
BTABLEA.BROW.CLD_ORIG

Description: Record origin

Form Pane Label:

SAS Name: REC_ORIG

Tag Name:

Inherited Universe:

Universe:

Universe Description:

Question Text:

Type: String

Length: 1

- Don't Know
- Refuse
- Empty

- On Input
- On Output

Array:

Special Instructions: NOTE: See MORE for how to set this field

Valid Values: 1 = Data from current interview
2 = Data reported in previous quarter
3 = Duplicate record

Instrument SAS Name: CLD_ORIG

Destination Data Set: ECLD

ADLTCLOX

ADLTCLOX

Field

Description: Clothing, footwear, and accessory for person 18+

Form Pane Label: Adult Clothing

SAS Name: ADLTCLOX

Tag Name: ADLTCLOX

Inherited Universe:

Universe:

Universe Description:

Question Text: Now I am going to ask about clothing, footwear, and accessory expenses for your household.

Since the first of ^REF_MONTH, how much ^have_has2 ^YOU_YRCU spent on ALL OTHER clothing, footwear, and accessories for ^ADLTCLOX_Fill?

^Adult_Fill

Fills: REF_MONTH

Instructions: Set REF_MONTH = 3 months before the interview.

Calculated by taking the INTPER from record type 10 to come up with the base month to start from.

Fills: have_has2

Instructions: IF NUMHOUSE = 1 then fill "have"
ELSE fill "has"

Fills: YOU_YRCU

Instructions: IF NUMHOUSE = 1 then fill "you"
ELSE fill "your household"

Fills: ADLTCLOX_Fill

Instructions: IF the number of active CU members 18+ = 1 then fill "yourself"
IF the number of active CU members 18+ then fill "the following people in your household"

Fills: Adult_Fill

Instructions: IF there is more than 1 active CU members aged 18+ then fill those persons names (NAME)

Type: Integer
Length: 7

Min: 0
Max: 999999

Don't Know
 Refuse
 Empty

On Input
 On Output

Store Instructions: IF ADLTCLOX = 0, 5-249, DK or RF then set ADLT_LOX = EMPTY

Array:

Special Instructions: Display a \$ and a comma, as needed in the entry field.

Skip Instructions: IF ADLTCLOX = 1-4 or gt 249 then goto ERR1_ADLTCLOX
ELSEIF there are active CU members with age = 0-17 or age2 = 1
then goto CHLDCLOX
ELSE goto CLOGFTX

Instrument SAS Name: ADLTCLOX

ERR1_ADLTCLOX

ERR1_ADLTCLOX

Check

Description: Out of Range Check

Inherited Universe:

Universe: (ADLTCLOX = 1-4 or gt 249) AND ADLTCLOX <> DK AND ADLTCLOX <> RF

Universe Description: Amount is less than \$5 or greater than \$249

Text: * THE VALUE ENTERED IS UNUSUALLY HIGH OR LOW

PLEASE VERIFY AND IF CORRECT, ENTER ITEM LEVEL NOTE

Check Instructions: If suppressed then set ADLT_LOX = A1

Type: Soft

Skip Instructions: Suppressed: IF there are active CU members with age = 0-17
or age2 = 1 then goto CHLDCLOX
ELSE goto CLOGFTX

All others, go back to ADLTCLOX

Field

CHLDCLOX
CHLDCLOX

Description: Clothing, footwear, and accessory for person 0-17

Form Pane Label: Child Clothing

SAS Name: CHLDCLOX

Tag Name: CHLDCLOX

Inherited Universe:

Universe: At least 1 active CU member with age = 0-17 or age2 = 1

Universe Description:

Question Text: Since the first of ^REF_MONTH, how much ^have_has2 ^YOU_YRCU spent on ALL OTHER clothing, footwear, and accessories for ^CHLDCLOX_Fill?

^Child_Fill

Fills: REF_MONTH

Instructions: Set REF_MONTH = 3 months before the interview.

Calculated by taking the INTPER from record type 10 to come up with the base month to start from.

Fills: have_has2

Instructions: IF NUMHOUSE = 1 then fill "have"
ELSE fill "has"

Fills: YOU_YRCU

Instructions: IF NUMHOUSE = 1 then fill "you"
ELSE fill "your household"

Fills: CHLDCLOX_Fill

Instructions: IF the number of active CU members with age = 0-17 or age2 = 1 = 1 then fill that persons NAME"
ELSE fill "the following people in your household"

Fills: Child_Fill

Instructions: IF there is more than 1 active CU member with age = 0-17 or age2 = 1 then fill those persons names (NAME)

Type: Integer

Length: 7

Min: 0

Max: 999999

- Don't Know
- Refuse
- Empty

- On Input
- On Output

Store Instructions: IF CHLDCLOX = 0, 5-249, DK or RF then set CHLD_LOX = EMPTY

Array:

Special Instructions: Display a \$ and a comma, as needed in the entry field.

Skip Instructions: IF CHLDCLOX = 1-4 or gt 249 then goto ERR1_CHLDCLOX

ELSE goto CLOGFTX

Instrument SAS Name: CHLDCLOX

Check

ERR1_CHLDCLOX
ERR1_CHLDCLOX

Description: Out of Range Check

Inherited Universe:

Universe: (CHLDCLOX = 1-4 or gt 249) AND CHLDCLOX <> DK AND
CHLDCLOX <> RF

Universe Description: Amount is less than \$5 or greater than \$249

Text: * THE VALUE ENTERED IS UNUSUALLY HIGH OR LOW

PLEASE VERIFY AND IF CORRECT, ENTER ITEM LEVEL NOTE

Check Instructions: If suppressed then set CHLD_LOX = A1

Type: Soft

Skip Instructions: Suppressed: Goto CLOGFTX

All others, go back to CHLDCLOX

CLOGFTX

CLOGFTX

Field

Description:

Form Pane Label: Clothing Gift

SAS Name: CLOGFTX

Tag Name: CLOGFTX

Inherited Universe:

Universe:

Universe Description:

Question Text: Since the first of ^REF_MONTH, how much ^have_has2 ^YOU_YRCU spent on ALL OTHER clothing, footwear, and accessories for those outside of your household?

Fills: REF_MONTH

Instructions: Set REF_MONTH = 3 months before the interview.

Calculated by taking the INTPER from record type 10 to come up with the base month to start from.

Fills: have_has2

Instructions: IF NUMHOUSE = 1 then fill "have"
ELSE fill "has"

Fills: YOU_YRCU

Instructions: IF NUMHOUSE = 1 then fill "you"
ELSE fill "your household"

Type: Integer

Length: 7

Min: 0

Max: 999999

- Don't Know
- Refuse
- Empty

- On Input
- On Output

Store Instructions: IF CLOGFTX = 0, 5-249, DK or RF then set CLOGFTX_ = EMPTY

Array:

Special Instructions: Display a \$ and a comma, as needed in the entry field.

Skip Instructions: IF CLOGFTX = 1-4 or gt 249 then goto ERR1_CLOGFTX

ELSE goto S18_SectComp

Instrument SAS Name: CLOGFTX

ERR1_CLOGFTX

ERR1_CLOGFTX

Check

Description: Out of Range Check

Inherited Universe:

Universe: (CLOGFTX = 1-4 or gt 249) AND CLOGFTX <> DK AND
CLOGFTX <> RF

Universe Description: Amount is less than \$5 or greater than \$249

Text: * THE VALUE ENTERED IS UNUSUALLY HIGH OR LOW

PLEASE VERIFY AND IF CORRECT, ENTER ITEM LEVEL NOTE

Check Instructions: If suppressed then set CLOGFTX_ = A1

Type: Soft

Skip Instructions: Suppressed: Goto S18_SectComp

All others, go back to CLOGFTX

Field

LP18A_Flag
LP18A_Flag

Description: Section 18A Extended Recall Flag

Form Pane Label:

SAS Name:

Tag Name:

Inherited Universe:

Universe: S18A_END = "Yes"

Universe Description: Section 18A is complete

Question Text:

Type: Enumerated

Length: 1

Answer List: TYesNo

Value:	Mnemonic:	Description:
1	Yes	Yes
2	No	No

- Don't Know
- Refuse
- Empty

- On Input
- On Output

Store Instructions: FOR I: = 1-8
 LP18A_Flag[I] = 2
ENDDO

```
FOR I:= 1 TO 10 DO
  IF BSect18.BtableA.Brow[I].Item = 1 THEN
    LP18A_Flag[1] := 1
  ELSEIF BSect18.BtableA.Brow[I].Item = 2 THEN
    LP18A_Flag[2] := 1
  ELSEIF BSect18.BtableA.Brow[I].Item = 3 THEN
    LP18A_Flag[3] := 1
  ELSEIF BSect18.BtableA.Brow[I].Item = 4 THEN
    LP18A_Flag[4] := 1
```

```
ELSEIF BSect18.BtableA.Brow[1].Item = 5 THEN
  LP18A_Flag[5] := 1
ELSEIF BSect18.BtableA.Brow[1].Item = 6 THEN
  LP18A_Flag[6] := 1
ELSEIF BSect18.BtableA.Brow[1].Item = 7 THEN
  LP18A_Flag[7] := 1
ELSEIF BSect18.BtableA.Brow[1].Item = 8 THEN
  LP18A_Flag[8] := 1

END DO
```

Array:

Number of Elements: 8

Instrument SAS Name: LP18A_Flag

Field

S18_SectComp
S18_SectComp

Description: End of Section 18

Form Pane Label:

SAS Name:

Tag Name:

Inherited Universe:

Universe:

Universe Description: All

Question Text:

Type: Classification

Length: 1

Don't Know

Refuse

Empty

On Input

On Output

Store Instructions: Set Section Complete Flag

IF S18A_END = 1 AND CLOGFTX = RESPONSE or NONRESPONSE then

set SECTCOMP[18] = 1

ELSE set SECTCOMP[18] = 2

Array:

Skip Instructions: Exit block and goto Section 19 - BSECT19

ADLT_LOX

ADLT_LOX

Field

Description: Range edit flag for ADLTCLOX

Form Pane Label:

SAS Name: ADLT_LOX

Tag Name:

Inherited Universe:

Universe:

Universe Description:

Question Text:

Type: String

Length: 2

- Don't Know
- Refuse
- Empty

- On Input
- On Output

Array:

Special Instructions: NOTE: See ERR1_ADLTCLOX for how to set this field

Valid Values: A1 = Range edit failed
(ERR1 check was suppressed)

Blank = Range edit passed

Instrument SAS Name: ADLT_LOX

Destination Data Set: ECLA

Field

CHLD_LOX
CHLD_LOX

Description: Range edit flag for CHLDCLOX

Form Pane Label:

SAS Name: CHLD_LOX

Tag Name:

Inherited Universe:

Universe:

Universe Description:

Question Text:

Type: String

Length: 2

- Don't Know
- Refuse
- Empty

- On Input
- On Output

Array:

Special Instructions: NOTE: See ERR1_CHLDCLOX for how to set this field

Valid Values: A1 = Range edit failed
(ERR1 check was suppressed)

Blank = Range edit passed

Instrument SAS Name: CHLD_LOX

Destination Data Set: ECLA

CLOGFTX_
CLOGFTX_

Field

Description: Range edit flag for CLOGFTX

Form Pane Label:

SAS Name: CLOGFTX_

Tag Name:

Inherited Universe:

Universe:

Universe Description:

Question Text:

Type: String

Length: 2

- Don't Know
- Refuse
- Empty

- On Input
- On Output

Array:

Special Instructions: NOTE: See ERR1_CLOGFTX for how to set this field

Valid Values: A1 = Range edit failed
(ERR1 check was suppressed)

Blank = Range edit passed

Instrument SAS Name: CLOGFTX_

Destination Data Set: ECLA

Block

BSECT19
BSECT19

Description: Miscellaneous Expenses

Tab Name: S19

Fly Over Name: S19 - Miscellaneous

Universe Type: If

Inherited Universe:

Universe: (BFront.START <> 3-5) AND BCeintro.CE_INTRO = 1

Universe Description: ALL (INTNMBR = 1-4)

Array:

Block Instructions:

S19A_INTRO

Field

S19A_INTRO

Description: S19A Introduction

Form Pane Label: Introduction

SAS Name:

Tag Name: S19A_INTRO

Inherited Universe:

Universe:

Universe Description: All

Question Text: Now I am going to ask about miscellaneous expenses which have not been collected anywhere else in this survey. Please remember to include any payments you made online or had automatically deducted. Also, please include any shipping and handling charges with the cost of any item that was shipped.

<u>Description</u>	<u>Amount</u>	<u>Month</u>
(MISCDISC)	(MISCEXPX)	(MISCMO)

Type: Enumerated

Length: 1

Answer List: TContinue

Value:	Mnemonic:	Description:
1	Continue	Enter 1 to Continue

- Don't Know
- Refuse
- Empty

- On Input
- On Output

Array:

Skip Instructions: Goto BTableA.Brow.ITEM

Instrument SAS Name: S19A_INTRO

Destination Data Set: EMIS

BTABLEA

BTABLEA

Block

Description:

Tab Name:
Fly Over Name:
Universe Type: If

Inherited Universe:

Universe:

Universe Description: All

Array:

- Block Instructions:**
1. Max # of grid lines :43
SecNum := 19
SecLetter := 'A'
 2. Section Label: Section 19, Part A - Miscellaneous Expenses
 3. This section is a laundry list. Follow the laundry list standards. (See the attachment on the field Laundry_List_Standards.)
 4. Pre-chart
 - o Follow pre-chart standards. (See attachment on the field Prechart_Standards.)
 - o See the attachment on the variable Input_Setup_Specifications for specific prechart information

Block

BROW
BTABLEA.BROW

Description:

Tab Name:
Fly Over Name:
Universe Type: While

Inherited Universe:

Universe: (ITEM(previous row) <> 99) AND (ROW # < 44)

Universe Description:

Array:

Block Instructions:

ITEM

Field

BTABLEA.BROW.ITEM

Description: Miscellaneous expense precode

Form Pane Label: Item

SAS Name:

Tag Name: MIS_ITEM

Inherited Universe:

Universe: S19A_INTRO = 1

Universe Description:

Help Screen: H_S19A

Question Text: Screen 1 -----

 43 ? [F1]

Since the first of ^REF_MONTH, have ^YOU_ANYMEM had expenses for any of the following, either for ^YOU_YRCU or for someone outside your household?

- [Read each item on list.](#)

SCREEN 2 -----

 44 ? [F1]

Have ^YOU_ANYMEM had expenses for --

- [Read each item on list.](#)
[Do not include pet food. It is a Diary-only item.](#)

Fills: REF_MONTH

Instructions: Set REF_MONTH = 3 months before the interview.

Calculated by taking the INTPER from record type 10 to come up with the base month to start from.

Fills: YOU_ANYMEM

Instructions: IF NUMHOUSE = 1 then fill "you"

ELSE fill "you or any members of your household"

Fills: YOU_YRCU

**Instructions: IF NUMHOUSE = 1 then fill "you"
 ELSE fill "your household"**

Type: Enumerated
Length: 3

Answer List: TSec19altems

Value:	Mnemonic:	Description:
1	RFlowers	Fresh flowers or potted plants?
2	Photogr	Professional photography?
3	Legal	Services of lawyers or other legal professionals?
4	Account	Accounting fees?
5	Occup	Occupational expenses, such as union dues or professional licenses?
6	Garden	Gardening or lawn care services?
7	Housek	Housekeeping services?
8	HomeSec	Home security system service fees?
9	Other	Other home services or small repair jobs around the house, not previously reported?
10	Moving	Moving, storage, or freight?
11	StampCoin	Stamp or coin collecting?
12	Lotter	Lotteries or games of chance?
13	Baby	Babysitting, nanny services, or other child care inside or outside of your home?
14	Toys	Toys or games?
15	Hobbies	Arts or crafts kits?
16	Material	Sewing, knitting, or quilting materials and items?
17	Pet_Pur	Purchase of pets, pet supplies, or medicine for pets? Do not include pet food.
18	Pet_Sur	Pet services?
19	Veterin	Veterinarian expenses for pets?
20	Cater	Catering?
21	Entertain	Arrangement of live entertainment for special occasions?
22	RentPar	Rental of party supplies?
23	Purchase	Purchase or upkeep of cemetery lots or vaults?
24	Funerals	Funerals, burials, or cremation?
95	NoMore95	Continue List
99	NoMore99	None/No more entries
888	DeleteLine	Delete the line

Don't Know

- Refuse
- Empty

- On Input
- On Output

Store Instructions: Set MISCCODE as follows:

- if ITEM = 1 store 140 in MISCCODE
- if ITEM = 2 store 360 in MISCCODE
- if ITEM = 3 store 150 in MISCCODE
- if ITEM = 4 store 160 in MISCCODE
- if ITEM = 5 store 380 in MISCCODE
- if ITEM = 6 store 170 in MISCCODE
- if ITEM = 7 store 180 in MISCCODE
- if ITEM = 8 store 370 in MISCCODE
- if ITEM = 9 store 210 in MISCCODE
- if ITEM = 10 store 230 in MISCCODE
- if ITEM = 11 store 400 in MISCCODE
- if ITEM = 12 store 390 in MISCCODE
- if ITEM = 13 store 225 in MISCCODE
- if ITEM = 14 store 330 in MISCCODE
- if ITEM = 15 store 340 in MISCCODE
- if ITEM = 16 store 460 in MISCCODE
- if ITEM = 17 store 240 in MISCCODE
- if ITEM = 18 store 250 in MISCCODE
- if ITEM = 19 store 260 in MISCCODE
- if ITEM = 20 store 130 in MISCCODE
- if ITEM = 21 store 410 in MISCCODE
- if ITEM = 22 store 420 in MISCCODE
- if ITEM = 23 store 110 in MISCCODE
- if ITEM = 24 store 100 in MISCCODE

Array:

- Special Instructions:**
1. Answer list options should be in bold black except for 95, 99 and 888, they should be regular black. (Once an item is selected change the answer list options color to regular blue.)

 2. Prefill PREFILL and MISCDISC fields with the following descriptions. (Gray out the PREFILL field.)
 - If ITEM = 1, pre-fill "Flowers or plants"
 - If ITEM = 2, pre-fill "Prof. Photography"
 - If ITEM = 3, pre-fill "Servs of Lawyers/legal profs"
 - If ITEM = 4, pre-fill "Accounting fees"
 - If ITEM = 5, pre-fill "Occup. Expenses"
 - If ITEM = 6, pre-fill "Garden/lawn serv"

If ITEM = 7, pre-fill "Housekeep serv"
If ITEM = 8, pre-fill "Home security"
If ITEM = 9, pre-fill "Other home serv"
If ITEM = 10, pre-fill "Moving/storage/freight"
If ITEM = 11, pre-fill "Stamp/coin collecting"
If ITEM = 12, pre-fill "Lotteries"
If ITEM = 13, pre-fill "Child care"
If ITEM = 14, pre-fill "Toys or games"
If ITEM = 15, pre-fill "Arts/Craft kits"
If ITEM = 16, pre-fill "sewing/knitting/quilting items"
If ITEM = 17, pre-fill "Pets/pet supplies"
If ITEM = 18, pre-fill "Pet services"
If ITEM = 19, pre-fill "Vet expenses"
If ITEM = 20, pre-fill "Catering"
If ITEM = 21, pre-fill "Live entertainment"
If ITEM = 22, pre-fill "Rental of Party Supplies"
If ITEM = 23, pre-fill "Cemetery lots/vaults"
If ITEM = 24, pre-fill "Funeral/burial/cremation"

3. For SCREEN 1, display answer list options 1-12, 95 and 888
For SCREEN 2, display answer list options 13-24, 95, 888

4. IF ITEM = 888 then "SHOW" the fields in the row

Skip Instructions: 1-24: IF ITEM ne Item2Shadow then goto CK_ITEM
ELSE goto DESCRIPTION

95: Goto ITEM - next line of grid

99: Goto S19A_END

888: IF no more grid lines then goto S19A_END
ELSE goto ITEM - next line of grid

Instrument SAS Name: MIS_ITEM

Destination Data Set: EMIS

CK_ITEM
BTABLEA.BROW.CK_ITEM

Check

Description: After a row is completed, the user has backed up and changed the item number to another valid item number

Inherited Universe:

Universe: ITEM was changed to another valid item number

Universe Description: After a row is completed, the user has backed up and changed the item number to another valid item number

Text: ♦ [Press "S" to change this item code and enter new data](#)

[Press ENTER to re-enter the original item code: ^OldItem](#)

Check Instructions: IF SUPPRESSED then set all fields in this block to EMPTY

Type: Soft

Skip Instructions: Go back to ITEM

Fills: OldItem

Instructions: Fill the previous entry in ITEM for this row.

Field

PreFill
BTABLEA.BROW.PreFill

Description: Description - SHOW ONLY Field

Form Pane Label: Misc exp/Item

SAS Name:

Tag Name:

Inherited Universe:

Universe:

Universe Description:

Question Text: ** SHOW ONLY **

Type: String

Length: 30

- Don't Know
- Refuse
- Empty

- On Input
- On Output

Store Instructions: Set Up Prefill with ITEM's answer list description.

Array:

DESCRIPTION

Field

BTABLEA.BROW.DESCRPTION

Description: What was the expense for?

Form Pane Label: Description

SAS Name: MISCDESC

Tag Name: MISCDESC

Inherited Universe:

Universe: ITEM = 1 - 24

Universe Description:

Question Text: What was the expense for?

<u>Description</u>	<u>Amount</u>	<u>Month</u>
(MISCDESC)	(MISCEXPX)	(MISCMO)

Type: String

Length: 30

- Don't Know
- Refuse
- Empty

- On Input
- On Output

Array:

Skip Instructions: Goto MONTH

Instrument SAS Name: MISCDESC

Destination Data Set: EMIS

Field

MONTH
BTABLEA.BROW.MONTH

Description: In what month did you have this expense

Form Pane Label: Month

SAS Name: MISCMO

Tag Name: MISCMO

Inherited Universe:

Universe: ITEM = 1-24

Universe Description:

Question Text: In what month did you have this expense?

[^TmpFillinstr](#)

<u>Description</u>	<u>Amount</u>	<u>Month</u>
(MISCDISC)	(MISCEXPX)	(MISCMO)

Fills: TmpFillinstr

Instructions: If ITEM = 1, 3-8, 10, 12-13, 17-19, 23-24 then fill ' * Enter 13 for same amount each month of the reference period"

Type: Enumerated

Length: 2

Answer List: TMONTH_13Fill

Value:	Mnemonic:	Description:
1	January	January
2	February	February
3	March	March
4	April	April
5	May	May
6	June	June
7	July	July
8	August	August
9	September	September

10	October	October
11	November	November
12	December	December
13	cont	^S19A_13Option

- Don't Know
- Refuse
- Empty

- On Input
- On Output

Array:

Skip Instructions: REF_MONTH - CUR_MONTH: IF month not in the reference period
then goto ERR3_MONTH
ELSE goto WHO

13: IF ITEM = 2, 9, 11, 14-16, 20-22 then goto CK_MONTH
ELSE goto WHO

DK,RF: Goto WHO

Instrument SAS Name: MISCMO

Destination Data Set: EMIS

Check

ERR3_MONTH
BTABLEA.BROW.ERR3_MONTH

Description: Month is not within the Reference Period

Inherited Universe:

Universe: (MONTH is not in the reference Period) AND (MONTH ne 13)

Universe Description: Item purchased outside the reference period

Text: Input invalid. Value not in range.

Check Instructions: NOTE: This is a Blaise manipula generated error

Type: Hard

Skip Instructions: Go back to MONTH

CK_MONTH

Check

BTABLEA.BROW.CK_MONTH

Description: Option 13 selected

Inherited Universe:

Universe: MONTH = 13 AND (ITEM = 2, 9, 11, 14-16 or 20-22)

Universe Description:

Text: * [Input Invalid. Value not in range.](#)

[Please verify.](#)

Check Instructions:

Type: Hard

Skip Instructions: Go back to MONTH

Field

WHO
BTABLEA.BROW.WHO

Description: Was this expense for someone inside or outside your CU

Form Pane Label: Who

SAS Name: MISCGFTC

Tag Name: MISCGFTC

Inherited Universe:

Universe: ITEM = 1-24

Universe Description:

Question Text: Was this expense for someone inside or outside your household?

<u>Description</u>	<u>Amount</u>	<u>Month</u>
(MISCDESC)	(MISCEXPX)	(MISCMO)

Type: Enumerated

Length: 1

Answer List: TForCuOrNon

Value:	Mnemonic:	Description:
1	For_CU	For household
2	For_nonCU	For someone outside your household

- Don't Know
- Refuse
- Empty

- On Input
- On Output

Array:

Skip Instructions: Goto AMOUNT

Instrument SAS Name: MISCGFTC

Destination Data Set: EMIS

AMOUNT

Field

BTABLEA.BROW.AMOUNT

Description: What was the total amount of this expense

Form Pane Label: Amount

SAS Name: MISCEXPX

Tag Name: MISCEXPX

Inherited Universe:

Universe: ITEM = 1-24

Universe Description:

Question Text: ^Miscexp1

^Miscexp2

<u>Description</u>	<u>Amount</u>	<u>Month</u>
(MISCDESC)	(MISCEXPX)	(MISCMO)

Fills: Miscexp1

Instructions: IF MONTH = 1-12, DK or RF then fill "What was the total amount of this expense?"

ELSE fill "What is your monthly expense?"

Fills: Miscexp2

Instructions: IF ITEM = 3 then fill "** Do not include legal fees related to real estate closing costs reported in Section 3. "

Type: Integer

Length: 7

Min: 1

Max: 999999

Don't Know

Refuse

Empty

On Input

On Output

Array:

Special Instructions: Display a \$ and comma, as needed in the entry field.

Skip Instructions: 1-999999: IF (ITEM = 1 and MISCEXPX lt 5 or gt 300)
or (ITEM = 2 and MISCEXPX lt 8 or gt 795)
or (ITEM = 3 and MISCEXPX lt 13 or gt 5000)
or (ITEM = 4 and MISCEXPX lt 25 or gt 1000)
or (ITEM = 5 and MISCEXPX lt 9 or gt 900)
or (ITEM = 6 and MISCEXPX lt 15 or gt 600)
or (ITEM = 7 and MISCEXPX lt 20 or gt 1260)
or (ITEM = 8 and MISCEXPX lt 19 or gt 300)
or (ITEM = 9 and MISCEXPX lt 5 or gt 557)
or (ITEM = 10 and MISCEXPX lt 9 or gt 1800)
or (ITEM = 11 and MISCEXPX gt 1300)
or (ITEM = 12 and MISCEXPX lt 5 or gt 520)
or (ITEM = 13 and MISCEXPX lt 10 or gt 10700)
or (ITEM = 14 and MISCEXPX lt 5 or gt 550)
or (ITEM = 15 and MISCEXPX lt 6 or gt 800)
or (ITEM = 16 and MISCEXPX lt 5 or gt 214)
or (ITEM = 17 and MISCEXPX lt 5 or gt 300)
or (ITEM = 18 and MISCEXPX lt 8 or gt 500)
or (ITEM = 19 and MISCEXPX lt 12 or gt 700)
or (ITEM = 20 and MISCEXPX lt 14 or gt 6840)
or (ITEM = 21 and MISCEXPX lt 14 or gt 7000)
or (ITEM = 22 and MISCEXPX lt 14 or gt 7000)
or (ITEM = 23 and MISCEXPX lt 10 or gt 3208)
or (ITEM = 24 and MISCEXPX lt 5 or gt 7000)
then goto ERR1_AMOUNT
ELSEIF MISCCODE and the entry in AMOUNT for this
record are equal to any records data on the
prechart/input AND (that prechart records
MISCMO does not equal 13) then goto ERR_DUP
ELSEIF ITEM = 14-24 then goto C
ELSEIF (ITEM = 1 and (RT10.POPGRP = 3, 4, 03, or 04)) OR
(ITEM = 2 and (RT10.POPGRP = 5, 6, 05, or 06)) OR
((ITEM = 3, 6, 7, or 10) and (RT10.POPGRP = 1, 2, 01
or 02)) OR (ITEM = 4 and (RT10.POPGRP = 11 or 12))
then goto MISSTORE
ELSE goto MORE

DK,RF: IF ITEM = 14-24 then goto C
ELSEIF (ITEM = 1 and (RT10.POPGRP = 3, 4, 03, or 04)) OR
(ITEM = 2 and (RT10.POPGRP = 5, 6, 05, or 06)) OR
((ITEM = 3, 6, 7, or 10) and (RT10.POPGRP = 1, 2, 01
or 02)) OR (ITEM = 4 and (RT10.POPGRP = 11 or 12))
then goto MISSTORE
ELSE goto MORE

Instrument SAS Name: MISCEXPX

Destination Data Set: EMIS

Check

ERR1_AMOUNT
BTABLEA.BROW.ERR1_AMOUNT

Description: Out of Range Check

Inherited Universe:

Universe: [(ITEM = 1 and MISCEXPX lt 5 or gt 300) or
(ITEM = 2 and MISCEXPX lt 8 or gt 795) or
(ITEM = 3 and MISCEXPX lt 13 or gt 5000) or
(ITEM = 4 and MISCEXPX lt 25 or gt 1000) or
(ITEM = 5 and MISCEXPX lt 9 or gt 900) or
(ITEM = 6 and MISCEXPX lt 15 or gt 600) or
(ITEM = 7 and MISCEXPX lt 20 or gt 1260) or
(ITEM = 8 and MISCEXPX lt 19 or gt 300) or
(ITEM = 9 and MISCEXPX lt 5 or gt 557) or
(ITEM = 10 and MISCEXPX lt 9 or gt 1800) or
(ITEM = 11 and MISCEXPX gt 1300) or
(ITEM = 12 and MISCEXPX lt 5 or gt 520) or
(ITEM = 13 and MISCEXPX lt 10 or gt 10700) or
(ITEM = 14 and MISCEXPX lt 5 or gt 550) or
(ITEM = 15 and MISCEXPX lt 6 or gt 800) or
(ITEM = 16 and MISCEXPX lt 5 or gt 214) or
(ITEM = 17 and MISCEXPX lt 5 or gt 300) or
(ITEM = 18 and MISCEXPX lt 8 or gt 500) or
(ITEM = 19 and MISCEXPX lt 12 or gt 700) or
(ITEM = 20 and MISCEXPX lt 14 or gt 6840) or
(ITEM = 21 and MISCEXPX lt 14 or gt 7000) or
(ITEM = 22 and MISCEXPX lt 14 or gt 7000) or
(ITEM = 23 and MISCEXPX lt 10 or gt 3208) or
(ITEM = 24 and MISCEXPX lt 5 or gt 7000)]
AND (AMOUNT <> DK and AMOUNT <> RF)

Universe Description:

Text: ♦ THE VALUE ENTERED IS UNUSUALLY HIGH OR LOW

PLEASE VERIFY AND IF CORRECT, ENTER ITEM LEVEL NOTE

Check Instructions: IF suppressed then set MISC_XPX = A1

Type: Soft

Skip Instructions: Suppress: IF ITEM = 14-24 then goto C
ELSEIF (ITEM = 1 and (RT10.POPGRP = 3, 4, 03, or
04)) OR (ITEM = 2 and (RT10.POPGRP = 5, 6,

05, or 06)) OR ((ITEM = 3, 6, 7, or 10) and
(RT10.POPGRP = 1, 2, 01 or 02) OR
(ITEM = 4 and (RT10.POPGRP = 11 or 12)) then
goto MISSTORE
ELSE goto MORE

All others, go back to AMOUNT

Check

ERR_DUP
BTABLEA.BROW.ERR_DUP

Description: Check for Possible Duplicate Reporting

Inherited Universe:

Universe: MISSCODE and the entry in AMOUNT for this record are equal to any records data on the prechart/input AND (that prechart records MISCMO does not equal 13)

Universe Description: This records itemcode and amount are the same as one of the records on the pre-chart and that record on the prechart does not have a 13-same amount each month in MISCMO

Text: ♦ [This item appears to be the same as the one reported last interview](#)

[Please verify to avoid duplicate reporting](#)

[If this is a duplicate item, enter 888 to delete](#)

Check Instructions:

Type: Soft

Skip Instructions: Suppress: IF ITEM = 14-24 then goto C
ELSEIF (ITEM = 1 and (RT10.POPGRP = 3, 4, 03, or
04)) OR (ITEM = 2 and (RT10.POPGRP = 5, 6, 05,
or 06)) OR ((ITEM = 3, 6, 7, or 10) and
(RT10.POPGRP = 1, 2, 01 or 02) OR (ITEM = 4 and
(RT10.POPGRP = 11 or 12)) then
goto MISSTORE
ELSE goto MORE

All others, go back to AMOUNT

C

Field

BTABLEA.BROW.C

Description: Enter a C for a combined expense

Form Pane Label: C

SAS Name:

Tag Name: S19ACM_S

Inherited Universe:

Universe: (ITEM = 14-24) AND (AMOUNT = 1-999999, DK or RF)

Universe Description:

Question Text: ♦ Enter a 'C' for a combined expense.

Type: String

Length: 1

Don't Know

Refuse

Empty

On Input

On Output

Array:

Skip Instructions: C: Goto CombCode

```
EMPTY: IF ((ITEM = 14, 15, 23 or 24) and (RT800.POPGRP =  
1, 2, 01 or 02)) OR  
(ITEM = 16 and (RT10.POPGRP = 13 or 14)) OR  
(ITEM = 17 and (RT10.POPGRP = 11 or 12)) OR  
((ITEM = 18 or 19) and (RT10.POPGRP = 9, 10  
or 09)) OR  
(ITEM = 20 and (RT10.POPGRP = 15 or 16)) then  
goto MISSTORE  
ELSE goto MORE
```

IF anything other than a 'C' or the Enter key is entered then goto CK_C

Instrument SAS Name: S19ACM_S

Destination Data Set: EMIS

Check

CK_C
BTABLEA.BROW.CK_C

Description: C field can only contain a 'C' or EMPTY

Inherited Universe:

Universe: C = Anything other than a 'C' or EMPTY

Universe Description:

Text: * [Not a Valid Entry](#)

Check Instructions:

Type: Hard

Skip Instructions: Go back to C

CombCode

Field

BTABLEA.BROW.CombCode

Description: Combined Codes

Form Pane Label: Combined Codes

SAS Name:

Tag Name: S19ACMB

Inherited Universe:

Universe: C = C

Universe Description: Expense is combined with other expenses

Help Screen: H_S19ACMB

Question Text:  44 ? [F1]

What other expense is the ^S19A_CC_Fill combined with?

✦ Enter all that apply, separate with commas.

<u>Description</u>	<u>Amount</u>	<u>Month</u>
(MISCDESC)	(MISCEXPX)	(MISCMO)

Fills: S19A_CC_Fill

Instructions: IF ITEM = 14 then fill "toy or game"

ELSEIF ITEM = 15 then fill "arts or crafts kits"

ELSEIF ITEM = 16 then fill "sewing, knitting, or quilting materials and items"

ELSEIF ITEM = 17 then fill "pet, pet supplies, or pet medicine; do not include pet food"

ELSEIF ITEM = 18 then fill "pet service"

ELSEIF ITEM = 19 then fill "veterinarian expenses for pets"

ELSEIF ITEM = 20 then fill "catering"

ELSEIF ITEM = 21 then fill "live entertainment"

ELSEIF ITEM = 22 then fill "rental of party supplies"

ELSEIF ITEM = 23 then fill "cemetery lot or vault"

ELSEIF ITEM = 24, fill "funeral, burial or cremations"

Type: Set

Max Number of Values: 3

Length: 2

Answer List: TCC

Value:	Mnemonic:	Description:
14	cc14	Toys or games
15	cc15	Arts or craft kits
16	cc16	Sewing, knitting, or quilting materials and items
17	cc17	Purchase of pets, pet supplies, or medicine for pets; Do not include pet food
18	cc18	Pet services
19	cc19	Veterinary expenses for pets
20	cc20	Catering
21	cc21	Arrangement of live entertainment for special occasions
22	cc22	Rental of party supplies
23	cc23	Purchase or upkeep of cemetery lots or vaults
24	cc24	Funerals, burials, or cremations

- Don't Know
- Refuse
- Empty

- On Input
- On Output

Store Instructions: For each item selected in COMBCODE, store the appropriate item code in MISCODE1- MISCODE3.

(The first entry in COMBCODE should be recoded and stored in MISCODE1, the 2nd entry in MISCODE2, etc.)

Recode as follows:

- if 14, store 330
- if 15, store 340
- if 16, store 460
- if 17, store 240
- if 18, store 250
- if 19, store 260
- if 20, store 130
- if 21, store 410
- if 22, store 420
- if 23, store 110
- if 24, store 100

Array:

Special Instructions: If ITEM = 14-16, then display answer list options 14-16
If ITEM = 17-19, then display answer list options 17-19
If ITEM = 20-22, then display answer list options 20-22
If ITEM = 23-24, then display answer list options 23-24

Skip Instructions: IF ((ITEM = 14, 15, 23 or 24) and (RT10.POPGRP = 1, 2, 01

or 02) OR (ITEM = 16 and (RT10.POPGRP = 13 or 14)) OR
(ITEM = 17 and (RT10.POPGRP = 11 or 12)) OR
((ITEM = 18 or 19) and (RT10.POPGRP = 9, 10 or 09)) OR
(ITEM = 20 and (RT10.POPGRP = 15 or 16)) then
goto MISSTORE

ELSE goto MORE

Instrument SAS Name: S19ACMB

Destination Data Set: EMIS

Field

MISSTORE
BTABLEA.BROW.MISSTORE

Description: Where Purchased

Form Pane Label: Store

SAS Name: MISSTORE

Tag Name: MISSTORE

Inherited Universe:

Universe: (ITEM = 1 and (RT10.POPGRP = 3, 4, 03, or 04)) OR
(ITEM = 2 and (RT10.POPGRP = 5, 6, 05, or 06)) OR
((ITEM = 3, 6, 7, 10, 14, 15, 23 or 24) and (RT10.POPGRP = 1, 2, 01 or 02)) OR
((ITEM = 4 or 17) and (RT10.POPGRP = 11 or 12)) OR
(ITEM = 16 and (RT10.POPGRP = 13 or 14)) OR
((ITEM = 18 or 19) and (RT10.POPGRP = 9, 10 or 09)) OR
(ITEM = 20 and (RT10.POPGRP = 15 or 16))

Universe Description:

Question Text: What is the name of the business where you had this expense?

✦ Enter store, website, or company name

Type: String

Length: 45

Don't Know
 Refuse
 Empty

On Input
 On Output

Array:

Special Instructions: If UPPERCASE ENTRY contains ".COM" then set MISPURCH = 1 and "keep" and "show"

Skip Instructions: IF uppercase entry = "GROUPON" or "GROUPON.COM" then goto ERR_GROUPON

ELSEIF UPPERCASE ENTRY contains ".COM" then goto MORE

ELSEIF ENTRY = DK or RF then goto MORE

ELSE goto MISPURCH

Instrument SAS Name: MISSTORE

Destination Data Set: EMIS

Check

ERR_GROUPON
BTABLEA.BROW.ERR_GROUPON

Description: Groupon Check

Inherited Universe:

Universe: Uppercase entry in MISSTORE = "GROUPON" or "GROUPON.COM"

Universe Description:

Text: * ENTER THE STORE OR COMPANY THAT THE GROUPON IS FOR.

DO NOT ENTER "GROUPON"

Check Instructions:

Type: Soft

Skip Instructions: Suppress: IF UPPERCASE entry in MISSTORE contains ".COM"
then goto MORE
ELSE goto MISPURCH

All others, go back to MISSTORE

MISPURCH

Field

BTABLEA.BROW.MISPURCH

Description: Purchased Online or in person

Form Pane Label: Online

SAS Name: MISPURCH

Tag Name: MISPURCH

Inherited Universe:

Universe: (UPPERCASE entry in MISSTORE does NOT contain ".COM") AND (MISSTORE = RESPONSE)

Universe Description:

Question Text: Was this paid for -

Type: Enumerated

Length: 1

Answer List: Tonline

Value:	Mnemonic:	Description:
1	Online	Online?
2	InPerson	In person?
3	MailTel	By mail or telephone order?
4	Other	Other

- Don't Know
- Refuse
- Empty

- On Input
- On Output

Array:

Special Instructions: Answer list descriptions for options 1-3 should be bold black

Skip Instructions: 1,3,4,DK,RF: Goto MORE

2: Goto MISLOC

Instrument SAS Name: MISPURCH

Destination Data Set: EMIS

MISLOC

Field

BTABLEA.BROW.MISLOC

Description: Purchase location - City

Form Pane Label: Location - City

SAS Name: MISLOC

Tag Name: MISLOC

Inherited Universe:

Universe: MISPURCH = 2

Universe Description:

Question Text: In what city is ^MISSTORE_fill located?

Fills: MISSTORE_fill

Instructions: Fill entry from MISSTORE

Type: String

Length: 45

- Don't Know
- Refuse
- Empty

- On Input
- On Output

Array:

Skip Instructions: Goto MISLOCST

Instrument SAS Name: MISLOC

Destination Data Set: EMIS

Field

MISLOCST
BTABLEA.BROW.MISLOCST

Description: Purchase location - State

Form Pane Label: State

SAS Name: MISLOCST

Tag Name: MISLOCST

Inherited Universe:

Universe: MISPURCH = 2

Universe Description:

Help Screen: H_DESTCODE

Question Text: ? [F1]

In what state is ^MISSTORE_fill located?

✦ [Enter the two character state abbreviation](#)

Fills: MISSTORE_fill

Instructions: Fill entry from MISSTORE

Type: String

Length: 2

Don't Know
 Refuse
 Empty

On Input
 On Output

Array:

Special Instructions: Use answer type TState - STRING[2], display width 4

Skip Instructions: IF entry is not a valid state abbreviation then
goto CK_MISLOCST

ELSE goto MORE

Instrument SAS Name: MISLOCST

Destination Data Set: EMIS

Check

CK_MISLOCST
BTABLEA.BROW.CK_MISLOCST

Description: Not a valid state abbreviation

Inherited Universe:

Universe: (Entry in MISLOCST is not a valid state abbreviation) AND MISLOCST <> DK AND
MISLOCST <> RF

Universe Description: State abbreviation entered is not valid

Text: * [Not a valid state abbreviation](#)

Check Instructions:

Type: Hard

Skip Instructions: Go back to MISLOCST

MORE

Field

BTABLEA.BROW.MORE

Description: Did you have any other expenses

Form Pane Label: Any more

SAS Name:

Tag Name: MISCMORE

Inherited Universe:

Universe: ITEM = 1-24

Universe Description:

Question Text: Did you have any other expenses for ^TMP2V?

<u>Description</u>	<u>Amount</u>	<u>Month</u>
(MISCDESC)	(MISCEXPX)	(MISCMO)

Fills: TMP2V

Instructions: IF ITEM = 1 then fill "fresh flowers or potted plants"

ELSEIF ITEM = 2 then fill "professional photography"

ELSEIF ITEM = 3 then fill "lawyers or other legal professional services"

ELSEIF ITEM = 4 then fill "accounting fees"

ELSEIF ITEM = 5 then fill "occupational expenses such as union dues or professional licenses"

ELSEIF ITEM = 6 then fill "gardening or lawn care services"

ELSEIF ITEM = 7 then fill "housekeeping services"

ELSEIF ITEM = 8 then fill "home security system service fees"

ELSEIF ITEM = 9 then fill "other home services or small repair jobs around the house, not previously reported"

ELSEIF ITEM = 10 then fill "moving, storage or freight"

ELSEIF ITEM = 11 then fill "stamp or coin collecting"

ELSEIF ITEM = 12 then fill "lotteries or games of chance"

ELSEIF ITEM = 13 then fill "babysitting, nanny services, or other child care inside or outside your home"

ELSEIF ITEM = 14 then fill "toys or games"

ELSEIF ITEM = 15 then fill "art or craft kits"

ELSEIF ITEM = 16 then fill "sewing, knitting, or quilting materials and items"

ELSEIF ITEM = 17 then fill "the purchase of pets, pet supplies, or pet medicine; do not include pet food"

ELSEIF ITEM = 18 then fill "pet services"

ELSEIF ITEM = 19 then fill "veterinarian expenses for pets"

ELSEIF ITEM = 20 then fill "catering"

ELSEIF ITEM = 21 then fill "the arrangement of live entertainment for special

occasions"

ELSEIF ITEM = 22 then fill "rental of party supplies"

ELSEIF ITEM = 23 then fill "the purchase or upkeep of cemetery lots or vaults"

ELSEIF ITEM = 24 then fill "funerals, burials or cremations"

Type: Enumerated

Length: 1

Answer List: TYesNo

Value:	Mnemonic:	Description:
1	Yes	Yes
2	No	No

- Don't Know
- Refuse
- Empty

- On Input
- On Output

Store Instructions: 1. Set MIS_ORIG and MIS_STAT

IF ERR_DUP was invoked and ITEM = 888 then set MIS_ORIG = 3
ELSE set MIS_ORIG = 1

IF MONTH = current interview month then set MIS_STAT = 2
ELSE set MIS_STAT = 1

2. IF MORE = 1, 2, DK or RF then Set Item2Shadow = ITEM

Array:

Special Instructions: IF entry of 1 and row number ne 43, prefill ITEM, PREFILL and DESCRIPTION fields with the same information.

Skip Instructions: 1: IF ROW number = 43 then goto ERR_MAX
ELSE goto ITEM, next line of grid

2,DK,RF: IF ROW number = 43 then goto S19A_END
ELSE goto ITEM, next line of grid

Instrument SAS Name: MISCMORE

Destination Data Set: EMIS

ERR_MAX

Check

BTABLEA.BROW.ERR_MAX

Description: Max Number of Rows Reached

Inherited Universe:

Universe: (MORE = 1) AND (ROW number = 43)

Universe Description: Yes, there are more expenses, but there are no more empty rows in the grid

Text: ♦ [No more rows can be added](#)

Check Instructions:

Type: Hard

Skip Instructions: Go back to MORE

Field

S19A_END
BTABLEA.BROW.S19A_END

Description: End of Section 19A

Form Pane Label:

SAS Name:

Tag Name:

Inherited Universe:

Universe: (ITEM = 99) OR (the grid is full)

Universe Description:

Question Text:

Type: Classification

Length: 0

- Don't Know
- Refuse
- Empty

- On Input
- On Output

Store Instructions: Set 19A End Flag

IF (ANY ITEM = 99) OR (the grid is full) THEN
Set S19A_END = Yes

Array:

Skip Instructions: Goto S19ALP_Flags

MISCCODE

Field

BTABLEA.BROW.MISCCODE

Description: Item code

Form Pane Label:

SAS Name: MISCCODE

Tag Name:

Inherited Universe:

Universe:

Universe Description:

Question Text:

Type: String

Length: 3

- Don't Know
- Refuse
- Empty

- On Input
- On Output

Array:

Special Instructions: NOTE: See ITEM for how to set this field

Valid Values: 100, 110, 130, 140, 150, 160, 170, 180,
210, 225, 230, 240, 250, 260,
330, 340, 360, 370, 380, 390,
400, 410, 420, 460

Instrument SAS Name: MISCCODE

Destination Data Set: EMIS

Field

MISCODE1
BTABLEA.BROW.MISCODE1

Description: Combined expense- code

Form Pane Label:

SAS Name: MISCDE1

Tag Name:

Inherited Universe:

Universe:

Universe Description:

Question Text:

Type: String

Length: 3

- Don't Know
- Refuse
- Empty

- On Input
- On Output

Array:

Special Instructions: NOTE: See COMBCODE for how to set this field

Valid Values: 100, 110, 130, 330, 340, 240, 250, 260,
410, 420, 460

Instrument SAS Name: MISCODE1

Destination Data Set: EMIS

MISCODE2

Field

BTABLEA.BROW.MISCODE2

Description:

Form Pane Label:

SAS Name: MISCODE2

Tag Name:

Inherited Universe:

Universe:

Universe Description:

Question Text:

Type: String

Length: 3

- Don't Know
- Refuse
- Empty

- On Input
- On Output

Array:

Special Instructions: NOTE: See COMBCODE for how to set this field

Valid Values: 100, 110, 130, 330, 340, 240, 250, 260,
410, 420, 460

Instrument SAS Name: MISCODE2

Destination Data Set: EMIS

Field

MISCODE3
BTABLEA.BROW.MISCODE3

Description:

Form Pane Label:

SAS Name: MISCDE3

Tag Name:

Inherited Universe:

Universe:

Universe Description:

Question Text:

Type: String

Length: 3

- Don't Know
- Refuse
- Empty

- On Input
- On Output

Array:

Special Instructions: NOTE: See COMBCODE for how to set this field

Valid Values: 100, 110, 130, 330, 340, 240, 250, 260,
410, 420, 460

Instrument SAS Name: MISCODE3

Destination Data Set: EMIS

MISC_XPX

Field

BTABLEA.BROW.MISC_XPX

Description: Range edit flag for MISCEXPX

Form Pane Label:

SAS Name: MISC_XPX

Tag Name:

Inherited Universe:

Universe:

Universe Description:

Question Text:

Type: String

Length: 2

- Don't Know
- Refuse
- Empty

- On Input
- On Output

Array:

Special Instructions: NOTE: See ERR1_AMOUNT for how to set this field

Valid Values: A1 = Range edit failed
(ERR1 check was suppressed)

Blank = Range edit passed

Instrument SAS Name: MISC_XPX

Destination Data Set: EMIS

Field

MIS_STAT
BTABLEA.BROW.MIS_STAT

Description: Record status

Form Pane Label:

SAS Name: REC_STAT

Tag Name:

Inherited Universe:

Universe:

Universe Description:

Question Text:

Type: String

Length: 1

- Don't Know
- Refuse
- Empty

- On Input
- On Output

Array:

Special Instructions: NOTE: See MORE for how to set this field

Valid Values: 1 = Active Record
2 = Current month Record
3 = Inactive Record

Instrument SAS Name: MIS_STAT

Destination Data Set: EMIS

MIS_ORIG

Field

BTABLEA.BROW.MIS_ORIG

Description: Record origin

Form Pane Label:

SAS Name: REC_ORIG

Tag Name:

Inherited Universe:

Universe:

Universe Description:

Question Text:

Type: String

Length: 1

- Don't Know
- Refuse
- Empty

- On Input
- On Output

Array:

Special Instructions: NOTE: See MORE for how to set this field

Valid Values: 1 = Data from current month interview

2 = Data reported in previous quarter

3 = Duplicate record

Instrument SAS Name: MIS_ORIG

Destination Data Set: EMIS

Field

S19A_END
S19A_END

Description: End of Section 19 Part A

Form Pane Label:

SAS Name:

Tag Name:

Inherited Universe:

Universe:

Universe Description:

Question Text:

Type: Enumerated

Length: 1

Answer List: TYesNo

Value:	Mnemonic:	Description:
1	Yes	Yes
2	No	No

- Don't Know
- Refuse
- Empty

- On Input
- On Output

Store Instructions: IF Any Item = 99 THEN S19A_END := Yes
ELSEIF S19A_INTRO = 1 THEN
IF S19A_END <> 1 AND
[(TableA.Row[MaxRows].Item = RESPONSE and
TableA.Row[MaxRows].Item <> 99 and
TableA.Row[MaxRows].More <> EMPTY) OR
TableA.Row[MaxRows].Item = 888] THEN
S19A_END := Yes
ENDIF
ENDIF

Array:

Instrument SAS Name: S19A_END

Field

S19B_INTRO
S19B_INTRO

Description: Paid any of the following to help support someone outside of your CU

Form Pane Label: Introduction

SAS Name:

Tag Name: S19B_INTRO

Inherited Universe:

Universe: INTNMBR = 1-4

Universe Description:

Question Text: Now I am going to ask about payments and contributions to persons outside of your household.

<u>Description</u>	<u>Month</u>	<u>Amount</u>
(CONTDESC)	(CONTMO)	(CONTEXPX)

Type: Enumerated

Length: 1

Answer List: TContinue

Value:	Mnemonic:	Description:
1	Continue	Enter 1 to Continue

- Don't Know
- Refuse
- Empty

- On Input
- On Output

Array:

Skip Instructions: Goto BSECT19.BTABLEB.BROW.ITEM

Instrument SAS Name: S19B_INTRO

Destination Data Set: ECNT

BTABLEB

BTABLEB

Block

Description: Cash Payments and Contributions

Tab Name:

Fly Over Name:

Universe Type: If

Inherited Universe:

Universe:

Universe Description: All

Array:

Block Instructions: 1. MAX # OF GRID LINES: 43

SecNum := 19

SecLetter := 'B'

2. Section Label: Section 19, Part B - Cash Payments and Contributions

3. This section is a laundry list. Follow the laundry list standards. (See the attachment on the field Laundry_List_Standards.)

4. Pre-chart

o Follow pre-chart standards. (See attachment on the field Prechart_Standards.)

o See the attachment on the variable

Input_Setup_Specifications for specific prechart information

Block

BROW
BTABLEB.BROW

Description:

Tab Name:
Fly Over Name:
Universe Type: While

Inherited Universe:

Universe: (ITEM(previous row) <> 99) AND (ROW # < 44)

Universe Description:

Array:

Block Instructions:

ITEM

Field

BTABLEB.BROW.ITEM

Description: Given any money by cash, checks, money orders or credit cards to benefit

Form Pane Label: Item

SAS Name:

Tag Name: CNT_ITEM

Inherited Universe:

Universe: S19B_INTRO = 1

Universe Description:

Help Screen: H_S19B

Question Text:  45 ? [F1]

SCREEN 1 -----

Since the first of ^REF_MONTH, have ^YOU_ANYMEM given any money by cash, checks, or given any gift cards to . . .

- [Read each item on list](#)

SCREEN 2 -----

Since the first of ^REF_MONTH, have ^YOU_ANYMEM paid any of the following . . .

- [Read each item on list](#)

SCREEN 3 -----

Since the first of ^REF_MONTH, have ^YOU_ANYMEM given any money by cash, checks, money orders, or credit cards to benefit . . .

- [Read each item on list](#)

SCREEN 4 -----

Since the first of ^REF_MONTH, have ^YOU_ANYMEM given any . . .

✦ [Read item on list](#)

Fills: REF_MONTH

Instructions: Set REF_MONTH = 3 months before the interview.

Calculated by taking the INTPER from record type 10 to come up with the base month to start from.

Fills: YOU_ANYMEM

Instructions: IF NUMHOUSE = 1 then fill "you"

ELSE fill "you or any members of your household"

Type: Enumerated

Length: 3

Answer List: TSec19bITEMS

Value:	Mnemonic:	Description:
1	CollegeStudents	College students living away from home?
2	AnyOther	Any other people not in your household, such as friends, co-workers, or homeless persons?
3	ChildSupport	Child support?
4	Alimony	Alimony?
5	Educational	Educational institutions?
6	Political	Political organizations?
7	Religious	Religious organizations, including churches, temples and mosques?
8	Charities	Charities or other organizations?
9	Stocks	Stocks, bonds, or mutual funds to persons or organizations outside of your household?
95	Continue	Continue list
99	None	None/No more entries
888	Delete	Delete the line

- Don't Know
- Refuse
- Empty

- On Input
- On Output

Store Instructions: Set CONTCODE as follows:

if ITEM = 1 store 100 in CONTCODE

if ITEM = 2 store 170 in CONTCODE

if ITEM = 3 store 110 in CONTCODE
if ITEM = 4 store 120 in CONTCODE
if ITEM = 5 store 130 in CONTCODE
if ITEM = 6 store 140 in CONTCODE
if ITEM = 7 store 150 in CONTCODE
if ITEM = 8 store 160 in CONTCODE
if ITEM = 9 store 180 in CONTCODE

Array:

- Special Instructions:**
1. Answer list options should be in bold black except 95, 99 and 888, they should be regular black. (Once an item is selected, the answer list option color should be changed to regular blue.)
 2. Pre-fill the PREFILL and DESCRIPTION fields with the following descriptions. (Gray the PREFILL field.)

If ITEM = 1, pre-fill "College stud away"
If ITEM = 2, pre-fill "other people not in your house"
If ITEM = 3, pre-fill "Child support"
If ITEM = 4, pre-fill "Alimony"
If ITEM = 5, pre-fill "Educ. Inst."
If ITEM = 6, pre-fill "Political org"
If ITEM = 7, pre-fill "Religious org"
If ITEM = 8, pre-fill "Charities"
If ITEM = 9, pre-fill "Stocks/bonds/mutual"

3. For SCREEN 1, display answer list options 1, 2, 95, 888
For SCREEN 2, display answer list options 3, 4, 95, 888
For SCREEN 3, display answer list options 5-8, 95, 888
For SCREEN 4, display answer list options 9, 99, 888
4. IF ITEM = 888 then "SHOW" the fields in the row

Skip Instructions: 1-9: IF ITEM ne Item2Shadow then goto CK_ITEM
ELSE goto DESCRIPTION

95: Goto next row

99: Goto S19B_END

888: IF no more grid lines then goto S19B_END
ELSE goto ITEM - next line of grid

Instrument SAS Name: CNT_ITEM

Destination Data Set: ECNT

CK_ITEM

Check

BTABLEB.BROW.CK_ITEM

Description: After a row is completed, the user has backed up and changed the item number to another valid item number

Inherited Universe:

Universe: ITEM was changed to another valid item number

Universe Description: After a row is completed, the user has backed up and changed the item number to another valid item number

Text: ♦ [Press "S" to change this item code and enter new data](#)

[Press ENTER to re-enter the original item code: ^OldItem](#)

Check Instructions: IF SUPPRESSED then set all fields in this block to EMPTY

Type: Soft

Skip Instructions: Go back to ITEM

Fills: OldItem

Instructions: Fill the previous entry in ITEM for this row.

Field

PreFill
BTABLEB.BROW.PreFill

Description: Description - SHOW ONLY Field

Form Pane Label: Pay/cont Item

SAS Name:

Tag Name:

Inherited Universe:

Universe:

Universe Description:

Question Text: ** SHOW ONLY **

Type: String

Length: 30

- Don't Know
- Refuse
- Empty

- On Input
- On Output

Store Instructions: Set Up Prefill with ITEM's answer list description.

Array:

DESCRIPTION

Field

BTABLEB.BROW.DESCRPTION

Description: What was the contribution for?

Form Pane Label: Description

SAS Name: CONTDESC

Tag Name: CONTDESC

Inherited Universe:

Universe: ITEM = 1-9

Universe Description: ALL, except ITEM = 95, 99 or 888

Question Text: What was the ^Payment_Contribution for?

<u>Description</u>	<u>Month</u>	<u>Amount</u>
(CONTDESC)	(CONTMO)	(CONTEXPX)

Fills: Payment_Contribution

Instructions: IF ITEM = 3 or 4, fill "payment"
ELSE fill with "contribution"

Type: String

Length: 30

- Don't Know
- Refuse
- Empty

- On Input
- On Output

Array:

Skip Instructions: Goto MONTH

Instrument SAS Name: CONTDESC

Destination Data Set: ECNT

Field

MONTH
BTABLEB.BROW.MONTH

Description: In what month did you make this payment/contribution

Form Pane Label: Month

SAS Name: CONTMO

Tag Name: CONTMO

Inherited Universe:

Universe: DESCRIPTION = ENTRY

Universe Description: ALL, except ITEM = 95, 99 or 888

Question Text: In what month did you make the ^Payment_Contribution?

✦ Enter 13 for same ^Payment_Contribution each month of the reference period.

Description Month Amount
(CONDESC) (CONTMO) (CONTEXPX)

Fills: Payment_Contribution

Instructions: IF ITEM = 3 or 4, fill "payment"
ELSE fill with "contribution"

Type: Enumerated

Length: 2

Answer List: TMONTH_13

Value:	Mnemonic:	Description:
1	Jan	January
2	Feb	February
3	Mar	March
4	Apr	April
5	May	May
6	Jun	June
7	Jul	July
8	Aug	August
9	Sep	September
10	Oct	October

11	Nov	November
12	Dec	December
13	continuous	Same amount each month.

- Don't Know
- Refuse
- Empty

- On Input
- On Output

Array:

Skip Instructions: REF_MONTH-CUR_MONTH: IF entry is not within the reference
period then goto ERR3_MONTH
ELSE goto AMOUNT

13,DK,RF: Goto AMOUNT

Instrument SAS Name: CONTMO

Destination Data Set: ECNT

Check

ERR3_MONTH
BTABLEB.BROW.ERR3_MONTH

Description: Month is not within the Reference Period

Inherited Universe:

Universe: MONTH is not in the reference Period

Universe Description: Item purchased outside the reference period

Text: Input invalid. Value not in range.

Check Instructions: NOTE: This is a Blaise manipula generated error

Type: Hard

Skip Instructions: Go back to MONTH

AMOUNT

Field

BTABLEB.BROW.AMOUNT

Description: What was the total amount of the payment/contribution

Form Pane Label: Amount

SAS Name: CONTEXPX

Tag Name: CONTEXPX

Inherited Universe:

Universe: MONTH = 1-13, DK or RF

Universe Description: ALL, except ITEM = 95, 99 or 888

Question Text: ^TEMPEXP?

<u>Description</u>	<u>Month</u>	<u>Amount</u>
(CONDESC)	(CONTMO)	(CONTEXPX)

Fills: TEMPEXP

Instructions: IF MONTH = 1-12, D or R, then fill "What was the total amount of the
^Payment_Contribution"
ELSE fill "What is the monthly ^Payment_Contribution"

Fills: Payment_Contribution

Instructions: IF ITEM = 3 or 4, fill "payment"
ELSE fill with "contribution"

Type: Integer

Length: 7

Min: 1

Max: 999999

- Don't Know
- Refuse
- Empty

- On Input
- On Output

Array:

Special Instructions: Display a \$ and a comma, as needed, in the entry field.

Skip Instructions: 1-999999: IF (ITEM = 1 and AMOUNT lt 20 or gt 3000) OR
(ITEM = 2 and AMOUNT lt 5 or gt 2300) OR
(ITEM = 3 and AMOUNT lt 55 or gt 3600) OR
(ITEM = 4 and AMOUNT lt 40 or gt 8000) OR
(ITEM = 5 and AMOUNT lt 5 or gt 1500) OR
(ITEM = 6 and AMOUNT lt 5 or gt 1000) OR
(ITEM = 7 and AMOUNT lt 10 or gt 1600) OR
(ITEM = 8 and AMOUNT lt 5 or gt 650) OR
(ITEM = 9 and AMOUNT lt 5 or gt 10000)
then goto ERR1_AMOUNT

ELSEIF CONTCODE and the entry in AMOUNT for this
record are equal to any records data on the
pre-chart/input AND (that prechart records
CONTMO does not equal 13) then goto ERR_DUP
ELSE goto MORE

DK,RF: Goto MORE

Instrument SAS Name: CONTEXPX

Destination Data Set: ECNT

ERR1_AMOUNT

Check

BTABLEB.BROW.ERR1_AMOUNT

Description: Out of Range Check

Inherited Universe:

Universe: [(ITEM = 1 and AMOUNT lt 20 or gt 3000) OR
(ITEM = 2 and AMOUNT lt 5 or gt 2300) OR
(ITEM = 3 and AMOUNT lt 55 or gt 3600) OR
(ITEM = 4 and AMOUNT lt 40 or gt 8000) OR
(ITEM = 5 and AMOUNT lt 5 or gt 1500) OR
(ITEM = 6 and AMOUNT lt 5 or gt 1000) OR
(ITEM = 7 and AMOUNT lt 10 or gt 1600) OR
(ITEM = 8 and AMOUNT lt 5 or gt 650) OR
(ITEM = 9 and AMOUNT lt 5 or gt 10000)]
AND (AMOUNT <> DK and AMOUNT <> RF)

Universe Description:

Text: ♦ THE VALUE ENTERED IS UNUSUALLY HIGH OR LOW

PLEASE VERIFY AND IF CORRECT, ENTER ITEM LEVEL NOTE

Check Instructions: IF suppressed then set CONT_XPX = A1

Type: Soft

Skip Instructions: Suppress: Goto MORE

All others, go back to AMOUNT

Check

ERR_DUP
BTABLEB.BROW.ERR_DUP

Description: Check for Possible Duplicate Reporting

Inherited Universe:

Universe: CONTCODE and the entry in AMOUNT for this record are equal to any records data on the pre-chart/input AND (that prechart records CONTMO does not equal 13)

Universe Description: This records itemcode and amount are the same as one of the records on the pre-chart and that record on the prechart does not have a 13-same amount each month in CONTMO

Text: ♦ This item appears to be the same as one reported last interview

- ♦ Please verify to avoid duplicate reporting
If this is a duplicate item, enter 888 to delete the line.

Check Instructions:

Type: Soft

Skip Instructions: Suppress: Goto MORE

All others, go back to AMOUNT

MORE

Field

BTABLEB.BROW.MORE

Description: Any other payments/contributions

Form Pane Label: Any more

SAS Name:

Tag Name: CONTMORE

Inherited Universe:

Universe: AMOUNT = 1-999999, DK or RF \

Universe Description: ALL, except CNT_ITEM is 95, 99 or 888

Question Text: Did you make any other ^Payment_Contribution?

<u>Description</u>	<u>Month</u>	<u>Amount</u>
(CONTDESC)	(CONTMO)	(CONTEXPX)

Fills: Payment_Contribution

Instructions: IF ITEM = 3 or 4, fill "payment"
 ELSE fill with "contribution"

Type: Enumerated

Length: 1

Answer List: TYesNo

Value:	Mnemonic:	Description:
1	Yes	Yes
2	No	No

- Don't Know
- Refuse
- Empty

- On Input
- On Output

Store Instructions: 1. Set CNT_ORIG and CNT_STAT
 IF ERR_DUP is invoked and ITEM = 888 then set CNT_ORIG = 3
 ELSE set CNT_ORIG = 1

IF MONTH = current interview month then set CNT_STAT = 2

ELSE set CNT_STAT = 1

2. IF MORE = 1, 2, DK or RF then Set Item2Shadow = ITEM

Array:

Special Instructions: IF entry of 1 and row number ne 43, prefill ITEM, PREFILL and DESCRIPTION fields for the next row with the same information as the current row.

Skip Instructions: 1: IF Row number = 43 then goto ERR_MAX
ELSE goto ITEM, next line in grid

2,DK,RF: IF Row number = 43 then goto S19B_END
ELSE goto ITEM, next line in grid

Instrument SAS Name: CONTMORE

Destination Data Set: ECNT

ERR_MAX

Check

BTABLEB.BROW.ERR_MAX

Description: Max Number of Rows Reached

Inherited Universe:

Universe: (MORE = 1) AND (Row number = 43)

Universe Description: Yes, there are more expenses, but there are no more empty rows in the grid

Text: ♦ [No more rows can be added](#)

Check Instructions:

Type: Hard

Skip Instructions: Go back to MORE

Field

S19B_END
BTABLEB.BROW.S19B_END

Description: End of Section 19B

Form Pane Label:

SAS Name:

Tag Name:

Inherited Universe:

Universe: (ITEM = 99) OR (the grid is full)

Universe Description:

Question Text:

Type: Classification

Length: 0

- Don't Know
- Refuse
- Empty

- On Input
- On Output

Store Instructions: Set 19B End Flag
IF (ANY ITEM = 99) OR (the grid is full) THEN
Set S19B_END = Yes

Array:

Skip Instructions: Exit block and goto S19_Sectcomp

ITEMCODEOUT

Field

BTABLEB.BROW.ITEMCODEOUT

Description: Item code

Form Pane Label:

SAS Name: CONTCODE

Tag Name:

Inherited Universe:

Universe:

Universe Description:

Question Text:

Type: Integer

Length: 3

Min: 100

Max: 999

- Don't Know
- Refuse
- Empty

- On Input
- On Output

Array:

Special Instructions: NOTE: See ITEM for how to set this field

Valid Values: 100, 110, 120, 130, 140, 150, 160, 170, 180

Instrument SAS Name: CONTCODE

Destination Data Set: ECNT

Field

CONT_XPX
BTABLEB.BROW.CONT_XPX

Description: Range edit flag for CONTEXPX

Form Pane Label:

SAS Name: CONT_XPX

Tag Name:

Inherited Universe:

Universe:

Universe Description:

Question Text:

Type: String

Length: 2

- Don't Know
- Refuse
- Empty

- On Input
- On Output

Array:

Special Instructions: NOTE: See ERR1_AMOUNT for how to set this field

Valid Values: A1 = Range edit failed
(ERR1 check was suppressed)

Blank = Range edit passed

Instrument SAS Name: CONT_XPX

Destination Data Set: ECNT

CNT_STAT

Field

BTABLEB.BROW.CNT_STAT

Description: Record status

Form Pane Label:

SAS Name: REC_STAT

Tag Name:

Inherited Universe:

Universe:

Universe Description:

Question Text:

Type: String

Length: 1

- Don't Know
- Refuse
- Empty

- On Input
- On Output

Array:

Special Instructions: NOTE: See MORE for how to set this field

Valid Values: 1 = Active Record
2 = Current month Record
3 = Inactive Record

Instrument SAS Name: CNT_STAT

Destination Data Set: ECNT

Field

CNT_ORIG
BTABLEB.BROW.CNT_ORIG

Description: Record origin

Form Pane Label:

SAS Name: REC_ORIG

Tag Name:

Inherited Universe:

Universe:

Universe Description:

Question Text:

Type: String

Length: 1

Don't Know

Refuse

Empty

On Input

On Output

Array:

Special Instructions: NOTE: See MORE for how to set this field

Valid Values: 1 = Data from current month interview

2 = Data reported in previous quarter

3 = Duplicate record

Instrument SAS Name: CNT_ORIG

Destination Data Set: ECNT

S19B_END

S19B_END

Field

Description: End of Section 19 Part B

Form Pane Label:

SAS Name:

Tag Name:

Inherited Universe:

Universe:

Universe Description:

Question Text:

Type: Enumerated

Length: 1

Answer List: TYesNo

Value:	Mnemonic:	Description:
1	Yes	Yes
2	No	No

- Don't Know
- Refuse
- Empty

- On Input
- On Output

Store Instructions: IF Any Item = 99 THEN S19B_END := Yes
ELSEIF S19B_INTRO = 1 THEN
IF S19B_END <> 1 AND
[(TableB.Row[MaxRows].Item = RESPONSE and
TableB.Row[MaxRows].Item <> 99 and
TableB.Row[MaxRows].More <> EMPTY) OR
TableB.Row[MaxRows].Item = 888 OR
TableB.Row[MaxRows].Item = 95] THEN
S19B_END := Yes
END

Array:

Field

LP19A_Flag
LP19A_Flag

Description: Flag for use in section 20C

Form Pane Label:

SAS Name:

Tag Name:

Inherited Universe:

Universe: S19A_END = 'Yes'

Universe Description: Section 19A is complete

Question Text:

Type: Enumerated

Length: 1

Answer List: TYesNo

Value:	Mnemonic:	Description:
1	Yes	Yes
2	No	No

- Don't Know
- Refuse
- Empty

- On Input
- On Output

Store Instructions: FOR I:= 1-24
LP19A_Flag[I] = 2
ENDDO

```
FOR I:= 1 TO 43 DO
  IF BSect19.BtableA.BROW[I].Item = 1 THEN
    LP19A_Flag[1] := 1
  ELSEIF BSect19.BtableA.BROW[I].Item = 2 THEN
    LP19A_Flag[2] := 1
  ELSEIF BSect19.BtableA.BROW[I].Item = 3 THEN
    LP19A_Flag[3] := 1
  ELSEIF BSect19.BtableA.BROW[I].Item = 4 THEN
    LP19A_Flag[4] := 1
```

```
ELSEIF BSect19.BtableA.BROW[I].Item = 6 THEN
  LP19A_Flag[6] := 1
ELSEIF BSect19.BtableA.BROW[I].Item = 7 THEN
  LP19A_Flag[7] := 1
ELSEIF BSect19.BtableA.BROW[I].Item = 10 THEN
  LP19A_Flag[10] := 1
ELSEIF BSect19.BtableA.BROW[I].Item = 14 THEN
  LP19A_Flag[14] := 1
ELSEIF BSect19.BtableA.BROW[I].Item = 15 THEN
  LP19A_Flag[15] := 1
ELSEIF BSect19.BtableA.BROW[I].Item = 16 THEN
  LP19A_Flag[16] := 1
ELSEIF BSect19.BtableA.BROW[I].Item = 17 THEN
  LP19A_Flag[17] := 1
ELSEIF BSect19.BtableA.BROW[I].Item = 18 THEN
  LP19A_Flag[18] := 1
ELSEIF BSect19.BtableA.BROW[I].Item = 19 THEN
  LP19A_Flag[19] := 1
ELSEIF BSect19.BtableA.BROW[I].Item = 20 THEN
  LP19A_Flag[20] := 1
ELSEIF BSect19.BtableA.BROW[I].Item = 23 THEN
  LP19A_Flag[23] := 1
ELSEIF BSect19.BtableA.BROW[I].Item = 24 THEN
  LP19A_Flag[24] := 1
END DO
```

Array:

Number of Elements: 24

Instrument SAS Name: LP19A_Flag

Destination Data Set: OTLT

Field

S19_Sectcomp
S19_Sectcomp

Description: End of Section 19

Form Pane Label:

SAS Name:

Tag Name:

Inherited Universe:

Universe:

Universe Description: All

Question Text:

Type: Classification

Length: 0

- Don't Know
- Refuse
- Empty

- On Input
- On Output

Store Instructions: Set Section Complete Flag

IF S19A_END = Yes AND S19B_END = Yes Then

Set S19Complete = Yes

ELSE set S19Complete = No

END

Array:

Skip Instructions: Goto section 20A - BSECT20

BSECT20

BSECT20

Block

Description: Expense Patterns for Food, Beverages, and Other Selected Items

Tab Name: S20

Fly Over Name: S20 - Expense Patterns

Universe Type: If

Inherited Universe:

Universe: (BFront.START <> 3-5) AND BCeintro.CE_INTRO = 1

Universe Description: All interviews

Array:

Block Instructions: Section Label: Section 20, Part A - Expense Patterns for Selected Services and Goods

Field

GROCWEKX
GROCWEKX

Description: Usual weekly grocery expense

Form Pane Label: Weekly grocery \$

SAS Name: GROCWEKX

Tag Name: GROCWEKX

Inherited Universe:

Universe:

Universe Description: All Interviews

Question Text:  46

Now I am going to ask about expenses for food, beverages and other items
^YOU_YRCU ^have_has2 purchased since the first of ^REF_MONTH.

What has been ^YOU_YRCU usual WEEKLY expense for grocery shopping?

◆ Include grocery home delivery service fees and drinking water delivery fees.

Fills: YOU_YRCU

Instructions: IF NUMHOUSE = 1 then fill "you"
ELSE fill "your household"

Fills: have_has2

Instructions: IF NUMHOUSE = 1 then fill "have"
ELSE fill "has"

Fills: REF_MONTH

Instructions: Set REF_MONTH = 3 months before the interview.
Calculated by taking the INTPER from record type 10 to come up with the base
month to start from.

Type: Integer

Length: 5

Min: 0

Max: 9999

Don't Know

Refuse
 Empty

On Input
 On Output

Store Instructions: IF GRCWEKX = DK or RF or ERR1 edit passed then
Set GROC_EKX = EMPTY

Array:

Special Instructions: Display a \$ and comma, as needed, in the entry field.

Skip Instructions: 0,DK,RF: Goto OTHSTOR

1-9999: IF Entry gt 300 then goto ERR1_GROCWEKX
ELSE OTHSTUFX

Instrument SAS Name: GROCWEKX

Destination Data Set: EXPA

Check

ERR1_GROWEKX
ERR1_GROWEKX

Description: Out of Range Check

Inherited Universe:

Universe: GROCWEKX gt 300 AND GROCWEKX <> DK AND GROCWEKX <> RF

Universe Description: Weekly grocery shopping expense is greater than \$300.

Text: * THE VALUE ENTERED IS UNUSUALLY HIGH OR LOW

PLEASE VERIFY AND IF CORRECT, ENTER ITEM LEVEL NOTE

Check Instructions: IF suppressed then set GROC_EKX = A1

Type: Soft

Skip Instructions: Suppress: Goto OTHSTUFY

All others, go back to GROCWEKX

OTHSTUFX

Field

OTHSTUFX

Description: How much for nonfood weekly

Form Pane Label: Weekly nonfood \$

SAS Name: OTHSTUFX

Tag Name: OTHSTUFX

Inherited Universe:

Universe: GROCWEKX = 1-9999

Universe Description: Usually weekly grocery shopping expenses is \$1 - \$9,999

Question Text: About how much of this amount was for nonfood items, such as paper products, detergents, home cleaning supplies, pet foods, and alcoholic beverages?

Type: Integer

Length: 5

Min: 0

Max: 9999

Don't Know

Refuse

Empty

On Input

On Output

Store Instructions: IF OTHSTUFX = DK or RF or ERR1 edit passed then
Set OTHS_UFX = EMPTY

Array:

Special Instructions: Display a \$ and comma, as needed, in the entry field.

Skip Instructions: 0-9999: IF Entry gt 50 then goto ERR1_OTHSTUFX
ELSEIF Entry gt GROCWEKX then goto CK_OTHSTUFX
ELSEIF (RT10.POPGRP = 1-16 or 01-09) then
goto GROSTORE
ELSE goto OTHSTOR

DK,RF: IF (RT10.POPGRP = 1-16 or 01-09) then

```
goto GROSTORE  
ELSE goto OTHSTOR
```

Instrument SAS Name: OTHSTUFX

Destination Data Set: EXPA

ERR1_OTHSTUFX

ERR1_OTHSTUFX

Check

Description: Out of Range Check

Inherited Universe:

Universe: OTHSTUFX gt 50 AND OTHSTUFX <> DK AND OTHSTUFX <> RF

Universe Description: Grocery shopping expense for non-food items is greater than \$50

Text: ♦ THE VALUE ENTERED IS UNUSUALLY HIGH OR LOW

PLEASE VERIFY AND IF CORRECT, ENTER ITEM LEVEL NOTE

Check Instructions: IF suppressed then set OTHS_UFX = A1

Type: Soft

Skip Instructions: Suppress: IF (RT10.POPGRP = 1-16 or 01-09) then
goto GROSTORE
ELSE goto OTHSTOR

All others, go back to OTHSTUFX

Check

CK_OTHSTUFX
CK_OTHSTUFX

Description: Other amount cannot exceed total grocery amount

Inherited Universe:

Universe: (OTHSTUFX gt GROCWEKX) AND (OTHSTUFX <> DK and <> RF) AND
(GROCWEKX <> DK and <> RF)

Universe Description: Grocery shopping expense for non-food items is greater than the total grocery shopping expense

Text: ♦ [Non-food amount cannot exceed total grocery amount](#)

Check Instructions:

Type: Hard

Skip Instructions: Go back to OTHSTUFX

GROSTORE

GROSTORE

Field

Description: Where Purchased

Form Pane Label: Store

SAS Name: GROSTORE

Tag Name: GROSTORE

Inherited Universe:

Universe: (OTHSTUFX = 0-9999, DK or RF) AND
(RT10.POPGRP = 1-16 or 01-09)

Universe Description:

Question Text: What is the name of the business where ^YOU_YRCU last purchased groceries?

• Enter store, website, or company name

Fills: YOU_YRCU

Instructions: IF NUMHOUSE = 1 then fill "you"
ELSE fill "your household"

Type: String

Length: 45

Don't Know
 Refuse
 Empty

On Input
 On Output

Array:

Special Instructions: If UPPERCASE ENTRY contains ".COM" then set GROPURCH = 1 and "keep" and "Show"

Skip Instructions: ENTRY: IF UPPERCASE ENTRY contains ".COM" then goto OTHSTOR
ELSE goto GROPURCH

DK,RF: Goto OTHSTOR

Instrument SAS Name: GROSTORE

Destination Data Set: EXPA

GROPURCH

GROPURCH

Field

Description: Purchased Online or in person

Form Pane Label: Online

SAS Name: GROPURCH

Tag Name: GROPURCH

Inherited Universe:

Universe: GROSTORE = RESPONSE AND
(UPPERCASE entry in GROSTORE does not contain ".COM")

Universe Description:

Question Text: Were they paid for -

Type: Enumerated

Length: 1

Answer List: Tonline

Value:	Mnemonic:	Description:
1	Online	Online?
2	InPerson	In person?
3	MailTel	By mail or telephone order?
4	Other	Other

- Don't Know
- Refuse
- Empty

- On Input
- On Output

Array:

Special Instructions: Answer list descriptions for options 1-3 should be bold black

Skip Instructions: 1,3,4,DK,RF: Goto OTHSTOR

2: Goto GROLOC

Instrument SAS Name: GROPURCH

Destination Data Set: EXPA

GROLOC

GROLOC

Field

Description: Purchase location - City

Form Pane Label: Location - City

SAS Name: GROLOC

Tag Name: GROLOC

Inherited Universe:

Universe: GROPURCH = 2

Universe Description:

Question Text: In what city is ^GROSTORE_fill located?

Fills: GROSTORE_fill

Instructions: Fill entry in GROSTORE

Type: String

Length: 45

- Don't Know
- Refuse
- Empty

- On Input
- On Output

Array:

Skip Instructions: Goto GROLOCST

Instrument SAS Name: GROLOC

Destination Data Set: EXPA

Field

GROLOCST
GROLOCST

Description: Purchase location - State

Form Pane Label: State

SAS Name: GROLOCST

Tag Name: GROLOCST

Inherited Universe:

Universe: GROPURCH = 2

Universe Description:

Help Screen: H_DESTCODE

Question Text: ? [F1]

In what state is ^GROSTORE_fill located?

✦ [Enter the two character state abbreviation](#)

Fills: GROSTORE_fill

Instructions: Fill entry in GROSTORE

Type: String

Length: 2

Don't Know
 Refuse
 Empty

On Input
 On Output

Array:

Special Instructions: Use answer type TState - STRING[2], display width 4

Skip Instructions: IF entry is not a valid state abbreviation then
goto CK_GROLOCST

ELSE goto OTHSTOR

Instrument SAS Name: GROLOCST

Destination Data Set: EXPA

Check

CK_GROLOCST
CK_GROLOCST

Description: Not a valid state abbreviation

Inherited Universe:

Universe: (Entry in GROLOCST is not a valid state abbreviation) AND GROLOCST <> DK AND GROLOCST <> RF

Universe Description: State abbreviation entered is not valid

Text: * [Not a valid state abbreviation](#)

Check Instructions:

Type: Hard

Skip Instructions: Go back to GROLOCST

OTHSTOR

OTHSTOR

Field

Description: Purchased anything from other than grocery store?

Form Pane Label: Other store

SAS Name: OTHSTOR

Tag Name: OTHSTOR

Inherited Universe:

Universe:

Universe Description: All interviews (and (GROCWEKX = 0, DK or RF) OR (OTHSTUFX = 0-999, DK or RF))

Question Text: Other than your regular grocery shopping already reported, have ^YOU_ANYMEM purchased any food or nonalcoholic beverages from places such as grocery stores, convenience stores, specialty stores, home delivery, or farmer's markets?

Fills: YOU_ANYMEM

Instructions: IF NUMHOUSE = 1 then fill "you"
ELSE fill "you or any members of your household"

Type: Enumerated

Length: 1

Answer List: TYesNo

Value:	Mnemonic:	Description:
1	Yes	Yes
2	No	No

- Don't Know
- Refuse
- Empty

- On Input
- On Output

Array:

Skip Instructions: 1: Goto OSTORWKX

2,DK,RF: Goto DINE_WKX

Instrument SAS Name: OTHSTOR

Destination Data Set: EXPA

OSTORWKX

OSTORWKX

Field

Description: Usual weekly expense at other store

Form Pane Label: Weekly other store \$

SAS Name: OSTORWKX

Tag Name: OSTORWKX

Inherited Universe:

Universe: OTHSTOR = 1

Universe Description: Yes, purchased food or nonalcoholic beverages from places such as grocery stores, convenience stores, specialty stores, home delivery, or farmer's markets.

Question Text: What was your usual WEEKLY expense at these places?

Type: Integer

Length: 5

Min: 0

Max: 9999

Don't Know

Refuse

Empty

On Input

On Output

Store Instructions: IF OSTORWKX = DK or RF or ERR1 edit passed then
Set OSTO_WKX = EMPTY

Array:

Special Instructions: Display a \$ and comma, as needed, in the entry field.

Skip Instructions: 0-9999: IF entry lt 5 or gt 90 then goto ERR1_OSTORWKX
ELSEIF RT10.POPGRP = 1-16 or 01-09 then
goto OTHSTORE
ELSE goto DINE_WKX

DK,RF: IF RT10.POPGRP = 1-16 or 01-09 then goto OTHSTORE
ELSE goto DINE_WKX

Instrument SAS Name: OSTORWKX

Destination Data Set: EXPA

ERR1_OSTORWKX
ERR1_OSTORWKX

Check

Description: Out of Range Check

Inherited Universe:

Universe: (OSTORWKX lt 5 or gt 90) AND OSTORWKX <> DK AND
OSTORWKX <> RF

Universe Description:

Text: * THE VALUE ENTERED IS UNUSUALLY HIGH OR LOW

PLEASE VERIFY AND IF CORRECT, ENTER ITEM LEVEL NOTE

Check Instructions: IF suppressed then set OSTO_WKX = A1

Type: Soft

Skip Instructions: Suppress: IF RT10.POPGRP = 1-16 or 01-09 then goto OTHSTORE
ELSE goto DINE_WKX

All others, go back to OSTORWKX

Field

OTHSTORE
OTHSTORE

Description: Where Purchased

Form Pane Label: Store

SAS Name: OTHSTORE

Tag Name: OTHSTORE

Inherited Universe:

Universe: (OSTORWKX = 0-9999, DK or RF) AND
(RT10.POPGRP = 1-16 or 01-09)

Universe Description:

Question Text: What is the name of the business where these were last purchased?

✦ Enter store, website, or company name

Type: String

Length: 45

Don't Know
 Refuse
 Empty

On Input
 On Output

Array:

Special Instructions: If UPPERCASE ENTRY contains ".COM" then set OTHPURCH = 1 and "keep" and "Show"

Skip Instructions: ENTRY: IF UPPERCASE ENTRY contains ".COM" then
goto DINE_WKX
ELSE goto OTHPURCH

DK, RF: Goto DINE_WKX

Instrument SAS Name: OTHSTORE

Destination Data Set: EXPA

OTHPURCH

OTHPURCH

Field

Description: Purchased Online or in person

Form Pane Label: Online

SAS Name: OTHPURCH

Tag Name: OTHPURCH

Inherited Universe:

Universe: OTHSTORE = RESPONSE AND
(UPPERCASE entry in OTHSTORE does not contain ".COM")

Universe Description:

Question Text: Were they paid for -

Type: Enumerated

Length: 1

Answer List: Tonline

Value:	Mnemonic:	Description:
1	Online	Online?
2	InPerson	In person?
3	MailTel	By mail or telephone order?
4	Other	Other

- Don't Know
- Refuse
- Empty

- On Input
- On Output

Array:

Special Instructions: Answer list descriptions for options 1-3 should be bold black

Skip Instructions: 1,3,4,DK,RF: Goto DINE_WKX

2: Goto OTHLOC

Instrument SAS Name: OTHPURCH

Destination Data Set: EXPA

OTHLOC

OTHLOC

Field

Description: Purchase location - City

Form Pane Label: Location - City

SAS Name: OTHLOC

Tag Name: OTHLOC

Inherited Universe:

Universe: OTHPURCH = 2

Universe Description:

Question Text: In what city is ^OTHSTORE_fill located?

Fills: OTHSTORE_fill

Instructions: Fill entry in OTHSTORE

Type: String

Length: 45

- Don't Know
- Refuse
- Empty

- On Input
- On Output

Array:

Skip Instructions: Goto OTHLOCST

Instrument SAS Name: OTHLOC

Destination Data Set: EXPA

Field

OTHLOCST
OTHLOCST

Description: Purchase location - State

Form Pane Label: State

SAS Name: OTHLOCST

Tag Name: OTHLOCST

Inherited Universe:

Universe: OTHPURCH = 2

Universe Description:

Help Screen: H_DESTCODE

Question Text: ? [F1]

In what state is ^OTHSTORE_fill located?

✦ [Enter the two character state abbreviation](#)

Fills: OTHSTORE_fill

Instructions: Fill entry in OTHSTORE

Type: String

Length: 2

Don't Know
 Refuse
 Empty

On Input
 On Output

Array:

Special Instructions: Use answer type TState - STRING[2], display width 4

Skip Instructions: IF entry is not a valid state abbreviation then
goto CK_OTHLOCST

ELSE goto DINE_WKX

Instrument SAS Name: OTHLOCST

Destination Data Set: EXPA

Check

CK_OTHLOCST
CK_OTHLOCST

Description: Not a valid state abbreviation

Inherited Universe:

Universe: (Entry in OTHLOCST is not a valid state abbreviation) AND OTHLOCST <> DK AND OTHLOCST <> RF

Universe Description: State abbreviation entered is not valid

Text: * [Not a valid state abbreviation](#)

Check Instructions:

Type: Hard

Skip Instructions: Go back to OTHLOCST

DINE_WKX
DINE_WKX

Field

Description: weekly expenses from dining out

Form Pane Label: Weekly meals out \$

SAS Name: DINE_WKX

Tag Name: DINE_WKX

Inherited Universe:

Universe:

Universe Description: All interviews (and (OSTORWKX = 0-9999, DK or RF) OR (OTHSTOR = 2, DK or RF))

Question Text: What has been ^YR_YRCUS usual WEEKLY expense for meals or snacks from restaurants, fast food places, cafeterias, carryouts or other such places?
^MEALS

Fills: YR_YRCUS

Instructions: IF NUMHOUSE = 1 then fill "your"
ELSE fill "your household's"

Fills: MEALS

Instructions: IF any active CU members (hh_mem = 1 and mebstat does not equal 1) with AGE less than 22, fill
"Do not include meals purchased at school."

Type: Integer

Length: 5

Min: 0

Max: 9999

- Don't Know
- Refuse
- Empty

- On Input
- On Output

Store Instructions: IF DINE_WKX = 0, DK or RF or ERR1 edit passed then
Set DINE0WKX = EMPTY

Array:

Special Instructions: Display a \$ and comma, as needed, in the entry field.

Skip Instructions: 1-9999: IF ENTRY lt 10 or gt 120 then goto ERR1_DINEWKX
ELSE goto CIGARETT

0,DK,RF: Goto CIGARETT

Instrument SAS Name: DINE_WKX

Destination Data Set: EXPA

ERR1_DINEWKX
ERR1_DINEWKX

Check

Description: Out of Range Check

Inherited Universe:

Universe: (DINE_WKX lt 10 or 120) AND
DINE_WKX <> 0 AND DINE_WKX <> DK AND DINE_WKX <> RF

Universe Description:

Text: * THE VALUE ENTERED IS UNUSUALLY HIGH OR LOW

PLEASE VERIFY AND IF CORRECT, ENTER ITEM LEVEL NOTE

Check Instructions: IF suppressed then set DINE0WKX = A1

Type: Soft

Skip Instructions: Suppress: Goto CIGARETT

All others, go back to DINE_WKX

Field

CIGARETT
CIGARETT

Description: Purchase any cigarettes?

Form Pane Label: Cigarettes

SAS Name: CIGARETT

Tag Name: CIGARETT

Inherited Universe:

Universe: DINE_WKX = 0-9999, DK or RF

Universe Description: All Interviews

Question Text: Since the first of ^REF_MONTH, have ^YOU_ANYMEM purchased cigarettes?
Do not include e-cigarettes.

Fills: YOU_ANYMEM

Instructions: IF NUMHOUSE = 1 then fill "you"
ELSE fill "you or any members of your household"

Fills: REF_MONTH

Instructions: Set REF_MONTH = 3 months before the interview.
Calculated by taking the INTPER from record type 10 to come up with the base month to start from.

Type: Enumerated

Length: 1

Answer List: TYesNo

Value:	Mnemonic:	Description:
1	Yes	Yes
2	No	No

- Don't Know
- Refuse
- Empty

- On Input
- On Output

Array:

Skip Instructions: 1: Goto CIGARETX

2,DK,RF: Goto OTHTOBAC

Instrument SAS Name: CIGARETT

Destination Data Set: EXPA

Field

CIGARETX
CIGARETX

Description: Usual weekly expense for cigarettes

Form Pane Label: Weekly cig \$

SAS Name: CIGARETX

Tag Name: CIGARETX

Inherited Universe:

Universe: CIGARETT = 1

Universe Description: Yes, purchased cigarettes

Question Text: What is the usual WEEKLY expense for cigarettes?

Type: Integer

Length: 4

Min: 0

Max: 999

Don't Know

Refuse

Empty

On Input

On Output

Store Instructions: IF CIGARETX = DK or RF or the ERR1 edit passed then
Set CIGA_ETX = EMPTY

Array:

Special Instructions: Display a \$ and comma, as needed, in the entry field.

Skip Instructions: 0-999: IF entry lt 5 or gt 80 then goto ERR1_CIGARETX
ELSEIF RT10.POPGRP = 11 or 12 then goto CIGSTORE
ELSE goto OTHTOBAC

DK,RF: IF RT10.POPGRP = 11 or 12 then goto CIGSTORE
ELSE goto OTHTOBAC

Instrument SAS Name: CIGARETX

Destination Data Set: EXPA

Check

ERR1_CIGARETX
ERR1_CIGARETX

Description: Out of Range Check

Inherited Universe:

Universe: (CIGARETX lt 5 or gt 80) AND CIGARETX <> DK AND
CIGARETX <> RF

Universe Description: Weekly cigarette expense is less than \$5 or greater than \$80

Text: * THE VALUE ENTERED IS UNUSUALLY HIGH OR LOW

PLEASE VERIFY AND IF CORRECT, ENTER ITEM LEVEL NOTE

Check Instructions: IF suppressed then set CIGA_ETX = A1

Type: Soft

Skip Instructions: Suppress: IF RT10.POPGRP = 11 or 12 then goto CIGSTORE
ELSE goto OTHTOBAC

All others, go back to CIGARETX

CIGSTORE

CIGSTORE

Field

Description: Where Purchased

Form Pane Label: Store

SAS Name: CIGSTORE

Tag Name: CIGSTORE

Inherited Universe:

Universe: CIGARETT = 1 AND (RT10.POPGRP = 11 or 12)

Universe Description:

Question Text: What is the name of the business where they were purchased?

✦ [Enter store, website, or company name](#)

Type: String

Length: 45

- Don't Know
- Refuse
- Empty

- On Input
- On Output

Array:

Special Instructions: If UPPERCASE ENTRY contains ".COM" then set CIGPURCH = 1 and "keep" and "Show"

Skip Instructions: ENTRY: IF UPPERCASE ENTRY contains ".COM" then
goto OTHTOBAC
ELSE goto CIGPURCH

DK, RF: Goto OTHTOBAC

Instrument SAS Name: CIGSTORE

Destination Data Set: EXPA

Field

CIGPURCH
CIGPURCH

Description: Purchased Online or in person

Form Pane Label: Online

SAS Name: CIGPURCH

Tag Name: CIGPURCH

Inherited Universe:

Universe: CIGSTORE = RESPONSE AND
(UPPERCASE entry in CIGSTORE does not contain ".COM")

Universe Description:

Question Text: Were they paid for -

Type: Enumerated

Length: 1

Answer List: Tonline

Value:	Mnemonic:	Description:
1	Online	Online?
2	InPerson	In person?
3	MailTel	By mail or telephone order?
4	Other	Other

- Don't Know
- Refuse
- Empty

- On Input
- On Output

Array:

Special Instructions: Answer list descriptions for options 1-3 should be bold black

Skip Instructions: 1,3,4,DK,RF: Goto OTHTOBAC

2: Goto CIGLOC

Instrument SAS Name: CIGPURCH

Destination Data Set: EXPA

Field

CIGLOC
CIGLOC

Description: Purchase location - City

Form Pane Label: Location - City

SAS Name: CIGLOC

Tag Name: CIGLOC

Inherited Universe:

Universe: CIGPURCH = 2

Universe Description:

Question Text: In what city is ^CIGSTORE_fill located?

Fills: CIGSTORE_fill

Instructions: Fill entry in CIGSTORE

Type: String

Length: 45

Don't Know
 Refuse
 Empty

On Input
 On Output

Array:

Skip Instructions: Goto CIGLOCST

Instrument SAS Name: CIGLOC

Destination Data Set: EXPA

CIGLOCST

CIGLOCST

Field

Description: Purchase location - State

Form Pane Label: State

SAS Name: CIGLOCST

Tag Name: CIGLOCST

Inherited Universe:

Universe: CIGPURCH = 2

Universe Description:

Help Screen: H_DESTCODE

Question Text: ? [F1]

In what state is ^CIGSTORE_fill located?

✦ [Enter the two character state aabbreviation](#)

Fills: CIGSTORE_fill

Instructions: Fill entry in CIGSTORE

Type: String

Length: 2

Don't Know
 Refuse
 Empty

On Input
 On Output

Array:

Special Instructions: Use answer type TState - STRING[2], display width 4

Skip Instructions: IF entry is not a valid state abbreviation then
goto CK_CIGLOCST

ELSE goto OTHTOBAC

Instrument SAS Name: CIGLOCST

Destination Data Set: EXPA

CK_CIGLOCST
CK_CIGLOCST

Check

Description: Not a valid state abbreviation

Inherited Universe:

Universe: (Entry in CIGLOCST is not a valid state abbreviation) AND CIGLOCST <> DK AND CIGLOCST <> RF

Universe Description: State abbreviation entered is not valid

Text: * [Not a valid state abbreviation](#)

Check Instructions:

Type: Hard

Skip Instructions: Go back to CIGLOCST

Field

OTHTOBAC
OTHTOBAC

Description: Purchase other tobacco products?

Form Pane Label: Other tobacco

SAS Name: OTHTOBAC

Tag Name: OTHTOBAC

Inherited Universe:

Universe: (CIGARETT = 2, DK or RF) OR (CIGARETX = 1-999, DK or RF)

Universe Description: All Interviews

Help Screen: H_OTHTOBAC

Question Text:  46 ? [F1]

Have ^YOU_ANYMEM purchased other tobacco products such as cigars, pipe tobacco, chewing tobacco, or vaping products?

Fills: YOU_ANYMEM

Instructions: IF NUMHOUSE = 1 then fill "you"
ELSE fill "you or any members of your household"

Type: Enumerated

Length: 1

Answer List: TYesNo

Value:	Mnemonic:	Description:
1	Yes	Yes
2	No	No

Don't Know
 Refuse
 Empty

On Input
 On Output

Array:

Skip Instructions: 1: Goto OTHTBACX

2,DK,RF: Goto ALC_HOMX

Instrument SAS Name: OTHTOBAC

Destination Data Set: EXPA

Field

OTHTBACX
OTHTBACX

Description: Usual weekly expense for other tobacco products.

Form Pane Label: Weekly tobacco \$

SAS Name: OTHTBACX

Tag Name: OTHTBACX

Inherited Universe:

Universe: OTHTOBAC = 1

Universe Description: Yes, purchased other tobacco products

Help Screen: H_OTHTOBAC

Question Text: ? [F1]

What is the usual WEEKLY expense?

Type: Integer

Length: 4

Min: 0

Max: 999

Don't Know

Refuse

Empty

On Input

On Output

Store Instructions: IF OTHTBACX = DK or RF or the ERR1 edit passed then
Set OTHT_ACX = EMPTY

Array:

Special Instructions: Display a \$ and comma, as needed, in the entry field.

Skip Instructions: 0-999: IF entry lt 5 or gt 80 then goto ERR1_OTHTBACX
ELSEIF RT10.POPGRP = 11 or 12 then goto TOBSTORE
ELSE goto ALC_HOMX

DK,RF: IF RT10.POPGRP = 11 or 12 then goto TOBSTORE
ELSE goto ALC_HOMX

Instrument SAS Name: OTHTBACX

Destination Data Set: EXPA

Check

ERR1_OTHTBACX
ERR1_OTHTBACX

Description: Out of Range Check

Inherited Universe:

Universe: (OTHTBACX lt 5 or gt 80) AND OTHTBACX <> DK AND
OTHTBACX <> RF

Universe Description: Weekly expense for other tobacco products is less than \$5 or greater than \$80

Text: * THE VALUE ENTERED IS UNUSUALLY HIGH OR LOW

PLEASE VERIFY AND IF CORRECT, ENTER ITEM LEVEL NOTE

Check Instructions: IF suppressed then set OTHT_ACX = A1

Type: Soft

Skip Instructions: Suppress: IF RT10.POPGRP = 11 or 12 then goto TOBSTORE
ELSE goto ALC_HOMX

All others, go back to OTHTBACX

TOBSTORE

TOBSTORE

Field

Description: Where Purchased

Form Pane Label: Store

SAS Name: TOBSTORE

Tag Name: TOBSTORE

Inherited Universe:

Universe: OTHTOBAC = 1 AND (RT10.POPGRP = 11 or 12)

Universe Description:

Question Text: What is the name of the business where they were purchased?

✦ [Enter store, website, or company name](#)

Type: String

Length: 45

Don't Know

Refuse

Empty

On Input

On Output

Array:

Special Instructions: If UPPERCASE ENTRY contains ".COM" then set TOBPURCH = 1 and "keep" and "Show"

Skip Instructions: ENTRY: IF UPPERCASE ENTRY contains ".COM" then
goto ALC_HOMX
ELSE goto TOBPURCH

DK, RF: Goto ALC_HOMX

Instrument SAS Name: TOBSTORE

Destination Data Set: EXPA

Field

TOBPURCH
TOBPURCH

Description: Purchased Online or in person

Form Pane Label: Online

SAS Name: TOBPURCH

Tag Name: TOBPURCH

Inherited Universe:

Universe: TOBSTORE = RESPONSE AND
(UPPERCASE entry in TOBSTORE does not contain ".COM")

Universe Description:

Question Text: Were they paid for -

Type: Enumerated

Length: 1

Answer List: Tonline

Value:	Mnemonic:	Description:
1	Online	Online?
2	InPerson	In person?
3	MailTel	By mail or telephone order?
4	Other	Other

- Don't Know
- Refuse
- Empty

- On Input
- On Output

Array:

Special Instructions: Answer list descriptions for options 1-3 should be bold black

Skip Instructions: 1,3,4,DK,RF: Goto ALC_HOMX

2: Goto TOBLOC

Instrument SAS Name: TOBPURCH

Destination Data Set: EXPA

Field

TOBLOC
TOBLOC

Description: Purchase location - City

Form Pane Label: Location - City

SAS Name: TOBLOC

Tag Name: TOBLOC

Inherited Universe:

Universe: TOBPURCH = 2

Universe Description:

Question Text: In what city is ^TOBSTORE_fill located?

Fills: TOBSTORE_fill

Instructions: Fill entry in TOBSTORE

Type: String

Length: 45

Don't Know
 Refuse
 Empty

On Input
 On Output

Array:

Skip Instructions: Goto TOBLOCST

Instrument SAS Name: TOBLOC

Destination Data Set: EXPA

TOBLOCST

TOBLOCST

Field

Description: Purchase location - State

Form Pane Label: State

SAS Name: TOBLOCST

Tag Name: TOBLOCST

Inherited Universe:

Universe: TOBPURCH = 2

Universe Description:

Help Screen: H_DESTCODE

Question Text: ? [F1]

In what state is ^TOBSTORE_fill located?

✦ [Enter the two character state abbreviation](#)

Fills: TOBSTORE_fill

Instructions: Fill entry in TOBSTORE

Type: String

Length: 2

Don't Know
 Refuse
 Empty

On Input
 On Output

Array:

Special Instructions: Use answer type TState - STRING[2], display width 4

Skip Instructions: IF entry is not a valid state abbreviation then
goto CK_TOBLOCST

ELSE goto ALC_HOMX

Instrument SAS Name: TOBLOCST

Destination Data Set: EXPA

CK_TOBLOCST
CK_TOBLOCST

Check

Description: Not a valid state abbreviation

Inherited Universe:

Universe: (Entry in TOBLOCST is not a valid state abbreviation) AND TOBLOCST <> DK AND TOBLOCST <> RF

Universe Description: State abbreviation entered is not valid

Text: * [Not a valid state abbreviation](#)

Check Instructions:

Type: Hard

Skip Instructions: Go back to TOBLOCST

Field

ALC_HOMX
ALC_HOMX

Description: Monthly expense for beer/wine

Form Pane Label: Monthly alc home \$

SAS Name: ALC_HOMX

Tag Name: ALC_HOMX

Inherited Universe:

Universe: (OTHTOBAC = 2, DK, or RF) OR (OTHTBACX = 0-999, DK, or RF)

Universe Description: All interviews

Question Text:  46

What has been ^YR_YRCUS usual MONTHLY expense for alcohol, including beer and wine to be served at home?

Fills: YR_YRCUS

Instructions: IF NUMHOUSE = 1 then fill "your"
ELSE fill "your household's"

Type: Integer

Length: 5

Min: 0

Max: 9999

Don't Know

Refuse

Empty

On Input

On Output

Store Instructions: IF ALC_HOMXEntry = DK or RF or the ERR1 edit passed then
Set ALC__OMX = EMPTY

Array:

Special Instructions: Display a \$ and comma, as needed, in the entry field.

Skip Instructions: 0-9999: IF Entry = 2 or ENTRY gt 210 then goto ERR1_ALCHOMX
ELSE goto ALC_OUTX

DK,RF: Goto ALC_OUTX

Instrument SAS Name: ALC_HOMX

Destination Data Set: EXPA

Check

ERR1_ALCHOMX
ERR1_ALCHOMX

Description: Out of Range Check

Inherited Universe:

Universe: ((ALC_HOMX > 210) OR (ALC_HOMX = 2)) AND
ALC_HOMX <> DK AND ALC_HOMX <> RF

Universe Description:

Text: * THE VALUE ENTERED IS UNUSUALLY HIGH OR LOW

PLEASE VERIFY AND IF CORRECT, ENTER ITEM LEVEL NOTE

Check Instructions: IF suppressed then set ALC__OMX = A1

Type: Soft

Skip Instructions: Suppress: Goto ALC_OUTX

All others, go back to ALC_HOMX

ALC_OUTX

ALC_OUTX

Field

Description: Monthly expense for alcohol out

Form Pane Label: Monthly alc out \$

SAS Name: ALC_OUTX

Tag Name: ALC_OUTX

Inherited Universe:

Universe: ALC_HOMX = 0-9999, DK or RF

Universe Description: All interviews

Question Text: What has been your usual MONTHLY expense for alcohol, including beer and wine at restaurants, bars and recreational events?

Type: Integer

Length: 5

Min: 0

Max: 9999

Don't Know

Refuse

Empty

On Input

On Output

Store Instructions: IF ALC_OUTX = DK or RF or the ERR1 edit passed then
Set ALC__UTX = EMPTY

Array:

Special Instructions: Display a \$ and comma, as needed, in the entry field.

Skip Instructions: 1-9999: IF Entry = 2 or entry gt 240 then goto ERR1_ALCOUTX
ELSEIF RT10.POPGRP = 15 or 16 then goto ALCSTORE
ELSEIF any "active" CU member has AGE lt 22 then
goto ANYMEALS
ELSE goto S20A_END

0: IF any "active" CU member has AGE lt 22 then goto ANYMEALS
ELSE goto S20A_END

DK,RF: IF any "active"CU member has AGE lt 22 then
goto ANYMEALS
ELSE goto S20A_END

Instrument SAS Name: ALC_OUTX

Destination Data Set: EXPA

ERR1_ALCOUTX

ERR1_ALCOUTX

Check

Description: Out of Range Check

Inherited Universe:

Universe: ((ALC_OUTX gt 240) OR (ALC_OUTX = 2)) AND
ALC_OUTX <> DK AND ALC_OUTX <> RF

Universe Description:

Text: * THE VALUE ENTERED IS UNUSUALLY HIGH OR LOW

PLEASE VERIFY AND IF CORRECT, ENTER ITEM LEVEL NOTE

Check Instructions: IF suppressed then set ALC__UTX = A1

Type: Soft

Skip Instructions: Suppress: IF RT10.POPGRP = 15 or 16 then goto ALCSTORE
ELSEIF any active CU member has AGE lt 22 then
goto ANYMEALS
ELSE goto S20A_END

All others, go back to ALC_OUTX

Field

ALCSTORE
ALCSTORE

Description: Where Purchased

Form Pane Label: Name

SAS Name: ALCSTORE

Tag Name: ALCSTORE

Inherited Universe:

Universe: (ALC_OUTX = 1-9999) AND (RT10.POPGRP = 15 or 16)

Universe Description:

Question Text: What is the name of the restaurant, bar, or recreational event where
^YOU_YRCU last purchased alcohol, including beer or wine?

✦ [Enter restaurant, bar, or venue name](#)

Fills: YOU_YRCU

Instructions: IF NUMHOUSE = 1 then fill "you"
ELSE fill "your household"

Type: String

Length: 45

Don't Know
 Refuse
 Empty

On Input
 On Output

Array:

Skip Instructions: ENTRY: Goto ALCLOC

DK, RF: IF any active CU member has AGE lt 22 then
goto ANYMEALS
ELSE goto S20A_END

Instrument SAS Name: ALCSTORE

Destination Data Set: EXPA

ALCLOC

Field

ALCLOC

Description: Purchase location - City

Form Pane Label: Location - City

SAS Name: ALCLOC

Tag Name: ALCLOC

Inherited Universe:

Universe: ALCSTORE = RESPONSE

Universe Description:

Question Text: In what city is ^ALCSTORE_fill located?

Fills: ALCSTORE_fill

Instructions: Fill entry in ALCSTORE

Type: String

Length: 45

- Don't Know
- Refuse
- Empty

- On Input
- On Output

Array:

Skip Instructions: Goto ALCLOCST

Instrument SAS Name: ALCLOC

Destination Data Set: EXPA

Field

ALCLOCST
ALCLOCST

Description: Purchase location - State

Form Pane Label: State

SAS Name: ALCLOCST

Tag Name: ALCLOCST

Inherited Universe:

Universe: ALCSTORE = RESPONSE

Universe Description:

Help Screen: H_DESTCODE

Question Text: ? [F1]

In what state is ^ALCSTORE_fill located?

✦ [Enter the two character state abbreviation](#)

Fills: ALCSTORE_fill

Instructions: Fill entry in ALCSTORE

Type: String

Length: 2

Don't Know
 Refuse
 Empty

On Input
 On Output

Array:

Special Instructions: Use answer type TState - STRING[2], display width 4

Skip Instructions: IF entry is not a valid state abbreviation then
goto CK_ALCLOCST

ELSEIF any active CU member has AGE lt 22 then goto ANYMEALS

ELSE goto S20A_END

Instrument SAS Name: ALCLOCST

Destination Data Set: EXPA

Check

CK_ALCLOCST
CK_ALCLOCST

Description: Not a valid state abbreviation

Inherited Universe:

Universe: (Entry in ALCLOCST is not a valid state abbreviation) AND ALCLOCST <> DK AND ALCLOCST <> RF

Universe Description: State abbreviation entered is not valid

Text: * [Not a valid state abbreviation](#)

Check Instructions:

Type: Hard

Skip Instructions: Go back to ALCLOCST

ANYMEALS

ANYMEALS

Field

Description: Purchased any meals at school?

Form Pane Label: Meals at school

SAS Name:

Tag Name: ANYMEALS

Inherited Universe:

Universe: Active_member_in_school > 0

Universe Description: At least one active CU member with AGE = 1-22 and HH_MEM = 1 and MEMBSTAT ne 1

Question Text: Since the first of ^REF_MONTH, not including ^CUR_MONTH, have ^YOU_ANYMEM purchased any meals at school for preschool through high school age children?

Fills: CUR_MONTH

Instructions: Fill with current month.

Fills: YOU_ANYMEM

Instructions: IF NUMHOUSE = 1 then fill "you"
ELSE fill "you or any members of your household"

Fills: REF_MONTH

Instructions: Set REF_MONTH = 3 months before the interview.
Calculated by taking the INTPER from record type 10 to come up with the base month to start from.

Type: Enumerated

Length: 1

Answer List: TYesNo

Value:	Mnemonic:	Description:
1	Yes	Yes
2	No	No

- Don't Know
- Refuse
- Empty

- On Input
- On Output

Array:

Skip Instructions: 1: Goto FBPERSN

2,DK,RF: Goto 20A_END

Instrument SAS Name: ANYMEALS

Destination Data Set: EXPA

FBPERSON

FBPERSON

Field

Description: Who purchased meals?

Form Pane Label: Who purchased meals

SAS Name: FBPERSON

Tag Name: FBPERSON

Inherited Universe:

Universe: ANYMEALS = 1

Universe Description: Yes, purchased any meals at school for preschool through high school age children

Question Text: What are the names of all household members who purchased meals at school?

✦ Enter line numbers for all that apply, separate with commas.

Type: Set

Max Number of Values: 30

Length: 2

Answer List: TFBPERSON

Value:	Mnemonic:	Description:
1	Person 1	Person 1
2	Person 2	Person 2
3	Person 3	Person 3
4	Person 4	Person 4
5	Person 5	Person 5
6	Person 6	Person 6
7	Person 7	Person 7
8	Person 8	Person 8
9	Person 9	Person 9
10	Person 10	Person 10
11	Person 11	Person 11
12	Person 12	Person 12
13	Person 13	Person 13
14	Person 14	Person 14
15	Person 15	Person 15

16	Person 16	Person 16
17	Person 17	Person 17
18	Person 18	Person 18
19	Person 19	Person 19
20	Person 20	Person 20
21	Person 21	Person 21
22	Person 22	Person 22
23	Person 23	Person 23
24	Person 24	Person 24
25	Person 25	Person 25
26	Person 26	Person 26
27	Person 27	Person 27
28	Person 28	Person 28
29	Person 29	Person 29
30	Person 30	Person 30

- Don't Know
- Refuse
- Empty

- On Input
- On Output

Array:

- Special Instructions:**
1. In the answer list, display all active CU members
(hh_mem = 1 and membstat does not equal 1) whose AGE lt 22.
 2. NOTE: Active household member = person with HH_MEM = 1
and PERSTAT ne 99 AND ((MEMBSTAT ne 1,3, or 5) OR
(MEMBSTAT = 1 AND PERSTAT = 7) AND FNAME ne empty
AND FNAME ne 999 AND PERCUNUM = CUIINDEX

Skip Instructions: 1-30: Goto TbISCHMEAL

DK,RF: Goto 20A_END

Instrument SAS Name: FBPERSON

Destination Data Set: EXPA

Tblschmeal

Block

Tblschmeal

Description: School Meals Table

Tab Name:

Fly Over Name:

Universe Type: If

Inherited Universe:

Universe: FBPERSON[1] = 1-30

Universe Description: At least 1 entry other than DK or RF was made in FBPERSON

Array:

Block Instructions: NOTE: Any processing changes made to the variables in this block also need to be made to the variables in BCONTROLCARD.Processing

MEM_NAME

Field

Tblschmeal.BSCHMEAL.MEM_NAME

Description: Name - SHOW ONLY Field

Form Pane Label:

SAS Name:

Tag Name:

Inherited Universe:

Universe:

Universe Description:

Question Text: ** SHOW ONLY **

Type: String

Length: 30

- Don't Know
- Refuse
- Empty

- On Input
- On Output

Store Instructions: Pre-Fill member NAME in this field

Array:

Field

SCHLMLX
Tblschmeal.BSCHMEAL.SCHLMLX

Description: Usual expense for meals purchased at school

Form Pane Label: Usual Expense

SAS Name: SCHLMLX

Tag Name: SCHLMLX

Inherited Universe:

Universe: MEMBNO = any entry in FBPERSON

Universe Description: Ask for each line number entered in FBPERSON

Question Text: Since the first of ^REF_MONTH, not including ^CUR_MONTH, what has been the usual expense for the meals ^Name purchased at school?

✦ [Select time period on the next screen.](#)

Fills: REF_MONTH

Instructions: Set REF_MONTH = 3 months before the interview.

Calculated by taking the INTPER from record type 10 to come up with the base month to start from.

Fills: CUR_MONTH

Instructions: Fill with current month.

Fills: Name

Instructions: Fill: Name

Type: Integer

Length: 4

Min: 0

Max: 999

Don't Know

Refuse

Empty

On Input

On Output

Array:

Skip Instructions: Goto SCHMLPD

Instrument SAS Name: SCHLMLX

Destination Data Set: ESML

Field

SCHLMLPD
Tblschmeal.BSCHMEAL.SCHLMLPD

Description: Time period for SCHLMLX

Form Pane Label: Specify Time Period

SAS Name: SCHLMLPD

Tag Name: SCHLMLPD

Inherited Universe:

Universe: SCHLMLX = 0-999, DK, or RF

Universe Description: Any entry in SCHLMLX

Question Text: [Specify time period](#)

Type: Enumerated

Length: 1

Answer List: TTimePeriod

Value:	Mnemonic:	Description:
1	Day	Day
2	Week	Week
3	TwoWeeks	Two Weeks
4	Month	Month
5	Quarterly	Quarterly (every 3 months)
6	Other	Other

Don't Know

Refuse

Empty

On Input

On Output

Store Instructions: IF (ERR1_SCHLMLPD = Passed) OR (SCHLMLX = DK or RF) THEN
Set SCHL_LPD = EMPTY

Array:

Skip Instructions: 1: IF SCHLMLX gt 10 goto ERR1_SCHLMLPD
ELSE goto SCHMLWKQ

```
2:  IF SCHLMLX lt 5 or gt 30 goto ERR1_SCHLMLPD  
    ELSE goto SCHMLWKQ  
  
3:  IF SCHLMLX lt 5 or gt 60 go to ERR1_SCHLMLPD  
    ELSE goto SCHMLWKQ  
  
4:  IF SCHLMLX lt 5 or gt 120 goto ERR1_SCHLMLPD  
    ELSE goto SCHMLWKQ  
  
5:  IF SCHLMLX lt 5 or gt 400 goto ERR1_SCHLMLPD  
    ELSE goto SCHMLWKQ  
  
6:  Goto SCHMLRX  
  
DK,RF: Goto SCHMLWKQ
```

Instrument SAS Name: SCHLMLPD

Destination Data Set: ESML

Check

ERR1_SCHLMLPD
Tblschmeal.BSCHMEAL.ERR1_SCHLMLPD

Description: Out of Range Check

Inherited Universe:

Universe: [(SCHLMLPD = 1 and SCHLMLX gt 10) or
(SCHLMLPD = 2 and SCHLMLX lt 5 or gt 30) or
(SCHLMLPD = 3 and SCHLMLX lt 5 or gt 60) or
(SCHLMLPD = 4 and SCHLMLX lt 5 or gt 120) or
(SCHLMLPD = 5 and SCHLMLX lt 5 or gt 400)]
AND (SCHLMLX <> DK and SCHLMLX <> RF)

Universe Description:

Text: * THE VALUE ENTERED IS UNUSUALLY HIGH OR LOW

PLEASE VERIFY AND IF CORRECT, ENTER ITEM LEVEL NOTE

Check Instructions: Save the edit results in a variable called ERR1_SCHLMLPD

Type: Soft

Skip Instructions: Suppress: Goto SCHMLWKQ

All others, go back to SCHLMLPD

SCHLMLRX

Field

Tblschmeal.BSCHMEAL.SCHLMLRX

Description: How much paid during the reference period

Form Pane Label: Paid

SAS Name: SCHLMLRX

Tag Name: SCHLMLRX

Inherited Universe:

Universe: SCHLMLPD = 6

Universe Description: Other time period

Question Text: How much was paid since the first of ^REF_MONTH, not including this month?

Fills: REF_MONTH

Instructions: Set REF_MONTH = 3 months before the interview.

Calculated by taking the INTPER from record type 10 to come up with the base month to start from.

Type: Integer

Length: 4

Min: 0

Max: 999

Don't Know

Refuse

Empty

On Input

On Output

Store Instructions: IF (ERR1_SCHLMLRX = Passed) OR (SCHLMLRX = DK or RF) THEN
Set SCHL_LRX = EMPTY

Array:

Skip Instructions: 1,2: Goto ERR1_SCHLMLRX

3-90,DK,RF: Goto SCHMLWKQ

91-999: Goto ERR1_SCHLMLRX

Instrument SAS Name: SCHLMLRX

Destination Data Set: ESML

ERR1_SCHMLRX

Check

Tblschmeal.BSCHMEAL.ERR1_SCHMLRX

Description: Out of Range Check

Inherited Universe:

Universe: [(SCHMLRX = 1 or 2) OR SCHMLRX gt 90]
AND SCHMLRX <> DK AND SCHMLRX <> RF

Universe Description:

Text: * THE VALUE ENTERED IS UNUSUALLY HIGH OR LOW

PLEASE VERIFY AND IF CORRECT, ENTER ITEM LEVEL NOTE

Check Instructions: Save the edit results in a variable called ERR1_SCHMLRX

Type: Soft

Skip Instructions: Suppress: Goto SCHMLWKQ

All others, go back to SCHMLRX

Field

SCHMLWKQ
Tblschmeal.BSCHMEAL.SCHMLWKQ

Description: Number of weeks meals purchased at school

Form Pane Label: No. of weeks

SAS Name: SCHMLWKQ

Tag Name: SCHMLWKQ

Inherited Universe:

Universe: MEMBNO = any entry in FBPERSON

Universe Description: Ask for each line number entered in FBPERSON

Question Text: How many WEEKS did ^Name purchase meals?

Fills: Name

Instructions: Fill: Name

Type: Integer

Length: 2

Min: 1

Max: 13

Don't Know

Refuse

Empty

On Input

On Output

Store Instructions: Store 1 in SML_ORIG and store 1 in SML_STAT

Array:

Skip Instructions: IF no more persons then goto S20_END
ELSE goto SCHLMLX for next person

Instrument SAS Name: SCHMLWKQ

Destination Data Set: ESML

MEMBNUM

Field

Tblschmeal.BSCHMEAL.MEMBNUM

Description: Member line number from MEMBNO

Form Pane Label:

SAS Name: MEMBNUM

Tag Name:

Inherited Universe:

Universe:

Universe Description:

Question Text:

Type: Integer

Length: 2

Min: 1

Max: 30

- Don't Know
- Refuse
- Empty

- On Input
- On Output

Array:

Special Instructions: Set MEMBNUM equal to BControlcard.Tunit2.BPerson.MEMBNO

Instrument SAS Name: MEMBNUM

Destination Data Set: ESML

Field

ERR1_SCHLMLPD
Tblschmeal.BSCHMEAL.ERR1_SCHLMLPD

Description: Edit results from ERR1_SCHLMLPD

Form Pane Label:

SAS Name: ERR1_SCHLMLPD

Tag Name:

Inherited Universe:

Universe:

Universe Description:

Question Text:

Type: Enumerated

Length: 1

Answer List: EditType

Value:	Mnemonic:	Description:
1		Passed
2		Hard
3		Soft
4		Suppressed

- Don't Know
- Refuse
- Empty

- On Input
- On Output

Array:

Instrument SAS Name: ERR1_SCHLMLPD

Destination Data Set: ESML

ERR1_SCHLMLRX

Field

Tbschmeal.BSCHMEAL.ERR1_SCHLMLRX

Description: Edit results from ERR1_SCHLMLRX

Form Pane Label:

SAS Name: ERR1_SCHLMLRX

Tag Name:

Inherited Universe:

Universe:

Universe Description:

Question Text:

Type: Enumerated

Length: 1

Answer List: EditType

Value:	Mnemonic:	Description:
1		Passed
2		Hard
3		Soft
4		Suppressed

- Don't Know
- Refuse
- Empty

- On Input
- On Output

Array:

Instrument SAS Name: ERR1_SCHLMLRX

Destination Data Set: ESML

Field

SML_ORIG
Tblschmeal.BSCHMEAL.SML_ORIG

Description: Record origin

Form Pane Label:

SAS Name: REC_ORIG

Tag Name:

Inherited Universe:

Universe:

Universe Description:

Question Text:

Type: String

Length: 1

- Don't Know
- Refuse
- Empty

- On Input
- On Output

Array:

Special Instructions: NOTE: See SCHMLWKQ for how to set this field

Valid Values: 1 = Data from current month interview

Instrument SAS Name: SML_ORIG

Destination Data Set: ESML

SML_STAT

Field

Tblschmeal.BSCHMEAL.SML_STAT

Description: Record status

Form Pane Label:

SAS Name: REC_STAT

Tag Name:

Inherited Universe:

Universe:

Universe Description:

Question Text:

Type: String

Length: 1

- Don't Know
- Refuse
- Empty

- On Input
- On Output

Array:

Special Instructions: NOTE: See SCHMLWKQ for how to set this field

Valid Values: 1 = Active Record

Instrument SAS Name: SML_STAT

Destination Data Set: ESML

Field

S20A_END
S20A_END

Description: Section 20A end

Form Pane Label:

SAS Name:

Tag Name:

Inherited Universe:

Universe: [(ALC_OUTX = 0-9999, DK, RF) AND (NO1_YOUNGERTHAN22_FLAG = 1)] OR
[(ANYMEALS = 2, DK, RF) or (FBPERSON = DK, RF) or
(SCHMEAL.TBLSCHMEAL[of last eligible child].SCHLMLX = 0-999, DK, RF)]

Universe Description: (ALC_OUTX has been answered and there are no active cu members with age = 1-21) OR ANYMEALS = 2, DK or RF
OR FBPERSON = DK or RF OR (SCHLMLX has been answered for the last eligible child with age = 1-21.)

Question Text:

Type: String

Length: 0

- Don't Know
- Refuse
- Empty

- On Input
- On Output

Store Instructions: IF universe is met then:

Set XPA_STAT = 1

Set XPA_ORIG = 1

Set S20A_END = 1

Array:

Special Instructions: Setting NO1_YOUNGERTHAN22_FLAG

IF there is at least 1 active child with AGE = 1-21 then

Set NO1_YOUNGERTHAN22_FLAG = 0

ELSE set NO1_YOUNGERTHAN22_FLAG = 1

GROC_EKX

GROC_EKX

Field

Description: Range edit flag for GROCWEKX

Form Pane Label:

SAS Name: GROC_EKX

Tag Name:

Inherited Universe:

Universe:

Universe Description:

Question Text:

Type: String

Length: 2

- Don't Know
- Refuse
- Empty

- On Input
- On Output

Array:

Special Instructions: NOTE: See ERR1_GROCWEKX and GROCWEKX for how to set this field.

Valid Values: A1 = Range edit failed
(ERR1 check was suppressed)

Blank = Range edit passed

Instrument SAS Name: GROC_EKX

Destination Data Set: EXPA

Field

OTHS_UFX
OTHS_UFX

Description: Range edit flag for OTHSTUFEX

Form Pane Label:

SAS Name: OTHS_UFX

Tag Name:

Inherited Universe:

Universe:

Universe Description:

Question Text:

Type: String

Length: 2

- Don't Know
- Refuse
- Empty

- On Input
- On Output

Array:

Special Instructions: NOTE: See ERR1_OTHSTUFEX and OTHSTUFEX for how to set this field

Valid Values: A1 = Range edit failed
(ERR1 check was suppressed)

Blank = Range edit passed

Instrument SAS Name: OTHS_UFX

Destination Data Set: EXPA

OSTO_WKX
OSTO_WKX

Field

Description: Range edit flag for OSTORWKX

Form Pane Label:

SAS Name: OSTO_WKX

Tag Name:

Inherited Universe:

Universe:

Universe Description:

Question Text:

Type: String

Length: 2

- Don't Know
- Refuse
- Empty

- On Input
- On Output

Array:

Special Instructions: NOTE: See ERR1_OSTORWKX and OSTORWKX for how to set this field.

Valid Values: A1 = Range edit failed
(ERR1 check was suppressed)

Blank = Range edit passed

Instrument SAS Name: OSTO_WKX

Destination Data Set: EXPA

Field

ALC__UTX
ALC__UTX

Description: Range edit flag for ALC_OUTX

Form Pane Label:

SAS Name: ALC__UTX

Tag Name:

Inherited Universe:

Universe:

Universe Description:

Question Text:

Type: String

Length: 2

- Don't Know
- Refuse
- Empty

- On Input
- On Output

Array:

Special Instructions: NOTE: See ERR1_ALCOUTX and ALCOUTX for how to set this field

Valid Values: A1 = Range edit failed
(ERR1 check was suppressed)

Blank = Range edit passed

Instrument SAS Name: ALC__UTX

Destination Data Set: EXPA

DINE0WKX

DINE0WKX

Field

Description: Range edit flag for DINE_WKX

Form Pane Label:

SAS Name: DINE0WKX

Tag Name:

Inherited Universe:

Universe:

Universe Description:

Question Text:

Type: String

Length: 2

- Don't Know
- Refuse
- Empty

- On Input
- On Output

Array:

Special Instructions: NOTE: See ERR1_DINEWKX and DINEWKX for how to set this field.

Valid Values: A1 = Range edit failed
(ERR1 check was suppressed)
Blank = Range edit passed

Instrument SAS Name: DINE0WKX

Destination Data Set: EXPA

Field

CIGA_ETX
CIGA_ETX

Description: Range edit flag for CIGARETX

Form Pane Label:

SAS Name: CIGA_ETX

Tag Name:

Inherited Universe:

Universe:

Universe Description:

Question Text:

Type: String

Length: 2

- Don't Know
- Refuse
- Empty

- On Input
- On Output

Array:

Special Instructions: NOTE: See ERR1_CIGARETX and CIGARETX for how to set this field

Valid Values: A1 = Range edit failed
(ERR1 check was suppressed)

Blank = Range edit passed

Instrument SAS Name: CIGA_ETX

Destination Data Set: EXPA

OTHT_ACX

OTHT_ACX

Field

Description: Range edit flag for OTHTBACX

Form Pane Label:

SAS Name: OTHT_ACX

Tag Name:

Inherited Universe:

Universe:

Universe Description:

Question Text:

Type: String

Length: 2

- Don't Know
- Refuse
- Empty

- On Input
- On Output

Array:

Special Instructions: NOTE: See ERR1_OTHTBACX and OTHTBACX for how to set this field

Valid Values: A1 = Range edit failed
(ERR1 check was suppressed)

Blank = Range edit passed

Instrument SAS Name: OTHT_ACX

Destination Data Set: EXPA

Field

ALC__OMX
ALC__OMX

Description: Range edit flag for ALC_HOMX

Form Pane Label:

SAS Name: ALC__OMX

Tag Name:

Inherited Universe:

Universe:

Universe Description:

Question Text:

Type: String

Length: 2

- Don't Know
- Refuse
- Empty

- On Input
- On Output

Array:

Special Instructions: NOTE: See ERR1_ALCHOMX and ALCHOMX for how to set this field

Valid Values: A1 = Range edit failed
(ERR1 check was suppressed)

Blank = Range edit passed

Instrument SAS Name: ALC__OMX

Destination Data Set: EXPA

XPA_STAT

Field

XPA_STAT

Description: Record status

Form Pane Label:

SAS Name: REC_STAT

Tag Name:

Inherited Universe:

Universe:

Universe Description:

Question Text:

Type: String

Length: 1

- Don't Know
- Refuse
- Empty

- On Input
- On Output

Array:

Special Instructions: NOTE: See S20A_END for how to set this field

Valid Values: 1 = Active Record

Instrument SAS Name: XPA_STAT

Destination Data Set: EXPA

Field

XPA_ORIG
XPA_ORIG

Description: Record origin

Form Pane Label:

SAS Name: REC_ORIG

Tag Name:

Inherited Universe:

Universe:

Universe Description:

Question Text:

Type: String

Length: 1

- Don't Know
- Refuse
- Empty

- On Input
- On Output

Array:

Special Instructions: NOTE: See S20A_END for how to set this field

Valid Values: 1 = Data from current month interview

Instrument SAS Name: XPA_ORIG

Destination Data Set: EXPA

BSECT20B
BSECT20B

Block

Description: Selected Services and Goods

Tab Name:

Fly Over Name:

Universe Type: lf

Inherited Universe:

Universe:

Universe Description:

Array:

Block Instructions: Section label: Section 20, Part B - Expense Patterns for\
Selected Services and Goods

Field

LNDROMAT
BSECT20B.LNDROMAT

Description: Any expense for coin operated laundry?

Form Pane Label: Coin laundry

SAS Name: LNDROMAT

Tag Name: LNDROMAT

Inherited Universe:

Universe:

Universe Description: All Interviews

Help Screen: H_LNDROMAT

Question Text: 46 ? [F1]

Since the first of ^REF_MONTH, not including ^CUR_MONTH have
^YOU_ANYMEM had any expenses for self-service laundry machines?

Fills: REF_MONTH

Instructions: Set REF_MONTH = 3 months before the interview.

Calculated by taking the INTPER from record type 10 to come up with the base
month to start from.

Fills: CUR_MONTH

Instructions: Fill with current month.

Fills: YOU_ANYMEM

Instructions: IF NUMHOUSE = 1 then fill "you"

ELSE fill "you or any members of your household"

Type: Enumerated

Length: 1

Answer List: TYesNo

Value:	Mnemonic:	Description:
1	Yes	Yes
2	No	No

- Don't Know
 Refuse

Empty

On Input

On Output

Array:

Skip Instructions: 1: Goto LNDRYX

2,DK,RF: Goto DRYCLEAN

Instrument SAS Name: LNDROMAT

Destination Data Set: EXPB

Field

LNDRYX
BSECT20B.LNDRYX

Description: Cost of coin operated laundry

Form Pane Label: Coin laundry \$

SAS Name: LNDRYX

Tag Name: LNDRYX

Inherited Universe:

Universe: LNDROMAT = 1

Universe Description: Yes, had expenses for self-service laundry machines

Help Screen: H_LNDROMAT

Question Text: ? [F1]

What was the total cost?

Type: Integer

Length: 5

Min: 1

Max: 9999

Don't Know

Refuse

Empty

On Input

On Output

Store Instructions: IF LNDRYX = DK or RF or ERR1 edit passed then
Set LNDRYX_ = EMPTY

Array:

Special Instructions: Display a \$ and comma, as needed, in the entry field.

Skip Instructions: IF Entry lt 5 or gt 260 then goto ERR1_LNDRYX

ELSEIF RT10.POPGRP = 15 or 16 then goto LNDSTORE

ELSE goto OTHLNDRY

Instrument SAS Name: LNDRYX

Destination Data Set: EXPB

Check

ERR1_LNDRYX
BSECT20B.ERR1_LNDRYX

Description: Out of Range Check

Inherited Universe:

Universe: (LNDRYX lt 5 or gt 260) AND LNDRYX <> DK AND LNDRYX <> RF

Universe Description: Expense for self-service laundry machines is less than \$5 or greater than \$260

Text: ♦ THE VALUE ENTERED IS UNUSUALLY HIGH OR LOW

PLEASE VERIFY AND IF CORRECT, ENTER ITEM LEVEL NOTE

Check Instructions: IF suppressed then set LNDRYX_ = A1

Type: Soft

Skip Instructions: Suppress: IF RT10.POPGRP = 15 or 16 then goto LNDSTORE
ELSE goto OTHLNDRY

All others, go back to LNDRYX

LNDSTORE

BSECT20B.LNDSTORE

Field

Description: Laundromat Name

Form Pane Label: Laundromat

SAS Name: LNDSTORE

Tag Name: LNDSTORE

Inherited Universe:

Universe: LNDROMAT = 1 AND (RT10.POPGRP = 15 or 16)

Universe Description:

Question Text: What is the name of the business where ^YOU_YRCU last paid for self-service laundry machines?

✦ [Enter store or company name](#)

Fills: YOU_YRCU

Instructions: IF NUMHOUSE = 1 then fill "you"
ELSE fill "your household"

Type: String

Length: 45

Don't Know
 Refuse
 Empty

On Input
 On Output

Array:

Skip Instructions: ENTRY: Goto LNDRYLOC

DK, RF: Goto OTHLNDRY

Instrument SAS Name: LNDSTORE

Destination Data Set: EXPB

Field

LNDRYLOC
BSECT20B.LNDRYLOC

Description: Laundromat location - City

Form Pane Label: Location - City

SAS Name: LNDRYLOC

Tag Name: LNDRYLOC

Inherited Universe:

Universe: LNDSTORE = RESPONSE

Universe Description: LNDSTORE has an entry other than DK or RF

Question Text: In what city is ^LNDSTORE_fill located?

Fills: LNDSTORE_fill

Instructions: Fill entry in LNDSTORE

Type: String

Length: 45

Don't Know
 Refuse
 Empty

On Input
 On Output

Array:

Skip Instructions: Goto LDYLOCST

Instrument SAS Name: LNDRYLOC

Destination Data Set: EXPB

LDYLOCST

BSECT20B.LDYLOCST

Field

Description: Laundromat location - State

Form Pane Label: State

SAS Name: LDYLOCST

Tag Name: LDYLOCST

Inherited Universe:

Universe: LNDSTORE = RESPONSE

Universe Description: LNDSTORE has an entry other than DK or RF

Help Screen: H_DESTCODE

Question Text: ? [F1]

In what state is ^LNDSTORE_fill located?

✦ [Enter the two character state abbreviation](#)

Fills: LNDSTORE_fill

Instructions: Fill entry in LNDSTORE

Type: String

Length: 2

Don't Know
 Refuse
 Empty

On Input
 On Output

Array:

Special Instructions: Use answer type TState - STRING[2], display width 4

Skip Instructions: IF entry is not a valid state abbreviation then
goto CK_LDYLOCST

ELSE goto OTHLNDRY

Instrument SAS Name: LDYLOCST

Destination Data Set: EXPB

CK_LDYLOCST
BSECT20B.CK_LDYLOCST

Check

Description: Not a valid state abbreviation

Inherited Universe:

Universe: (Entry in LDYLOCST is not a valid state abbreviation) AND LDYLOCST <> DK AND LDYLOCST <> RF

Universe Description: State abbreviation entered is not valid

Text: * [Not a valid state abbreviation](#)

Check Instructions:

Type: Hard

Skip Instructions: Go back to LDYLOCST

Field

OTHLNDRY
BSECT20B.OTHLNDRY

Description: Any of coin laundry expense for non-clothes?

Form Pane Label: Coin other than clothes

SAS Name: OTHLNDRY

Tag Name: OTHLNDRY

Inherited Universe:

Universe: LNDROMAT = 1

Universe Description: All interviews and LNDRYX = 1-9999, DK or RF

Help Screen: H_LNDROMAT

Question Text: 46 ? [F1]

Was any of this amount for items other than clothes, such as linens or drapes?

Type: Enumerated

Length: 1

Answer List: TYesNo

Value:	Mnemonic:	Description:
1	Yes	Yes
2	No	No

- Don't Know
- Refuse
- Empty

- On Input
- On Output

Array:

Skip Instructions: 1: Goto OTHLNDRX

2,DK,RF: Goto DRYCLEAN

Instrument SAS Name: OTHLNDRY

Destination Data Set: EXPB

OTHLNDRX
BSECT20B.OTHLNDRX

Field

Description: How much of coin operated laundry cost spent for non-clothes?

Form Pane Label: Coin oth than clothes \$

SAS Name: OTHLNDRX

Tag Name: OTHLNDRX

Inherited Universe:

Universe: OTHLNDRY = 1

Universe Description: Yes, some of the self-serve laundry expense was for items other than clothes

Help Screen: H_LNDRMAT

Question Text: ? [F1]

How much?

Type: Integer

Length: 5

Min: 1

Max: 9999

Don't Know

Refuse

Empty

On Input

On Output

Store Instructions: IF OTHLNDRX = DK or RF or ERR1 edit passed then
Set OTHL_DRX = EMPTY

Array:

Special Instructions: Display a \$ and comma, as needed, in the entry field.

Skip Instructions: 0-9999: IF entry lt 5 or gt 100 then goto ERR1_OTHLNDRX
ELSEIF entry gt LNDRYX then goto CK_OTHLNDRX
ELSE goto DRYCLEAN

DK,RF: Goto DRYCLEAN

Instrument SAS Name: OTHLNDRX

Destination Data Set: EXPB

ERR1_OTHLNDRX
BSECT20B.ERR1_OTHLNDRX

Check

Description: Out of Range Check

Inherited Universe:

Universe: (OTHLNDRX lt 5 or gt 100) AND OTHLNDRX <> DK AND
OTHLNDRX <> RF

Universe Description: Self-serve laundry expense for items other than clothes is less than \$5 or greater than \$100

Text: ♦ THE VALUE ENTERED IS UNUSUALLY HIGH OR LOW

PLEASE VERIFY AND IF CORRECT, ENTER ITEM LEVEL NOTE

Check Instructions: IF suppressed then set OTHL_DRX = A1

Type: Soft

Skip Instructions: Suppress: Goto DRYCLEAN

All others, go back to OTHLNDRX

Check

CK_OTHLNDRX
BSECT20B.CK_OTHLNDRX

Description: Other laundry expense gt total laundry expense

Inherited Universe:

Universe: (OTHLNDRX gt LNDRYX) AND (OTHLNDRX <> DK and <> RF) AND
(LNDRYX <> DK and <> RF)

Universe Description: Self-serve laundry expense for items other than clothes is greater than the total self-serve laundry expense

Text: ♦ [Entry cannot exceed total cost.](#)

Check Instructions:

Type: Hard

Skip Instructions: Go back to OTHLNDRX

DRYCLEAN

BSECT20B.DRYCLEAN

Field

Description: Expenses for dry cleaning or laundry service?

Form Pane Label: Dry clean service

SAS Name: DRYCLEAN

Tag Name: DRYCLEAN

Inherited Universe:

Universe:

Universe Description: All Interviews

Help Screen: H_DRYCLEAN

Question Text:  46 ? [F1]

Have ^YOU_ANYMEM had any expenses for dry cleaning or laundry service?

Fills: YOU_ANYMEM

Instructions: IF NUMHOUSE = 1 then fill "you"
ELSE fill "you or any members of your household"

Type: Enumerated

Length: 1

Answer List: TYesNo

Value:	Mnemonic:	Description:
1	Yes	Yes
2	No	No

- Don't Know
- Refuse
- Empty

- On Input
- On Output

Array:

Skip Instructions: 1: Goto DRYCLNX

2,DK,RF: Goto SALONS

Instrument SAS Name: DRYCLEAN

Destination Data Set: EXPB

DRYCLNX
BSECT20B.DRYCLNX

Field

Description: Total cost of dry cleaning or laundry service

Form Pane Label: Dry clean \$

SAS Name: DRYCLNX

Tag Name: DRYCLNX

Inherited Universe:

Universe: DRYCLEAN = 1

Universe Description: Yes, had expenses for dry cleaning or laundry service

Help Screen: H_DRYCLEAN

Question Text: ? [F1]

What was the total cost?

Type: Integer

Length: 5

Min: 1

Max: 9999

Don't Know

Refuse

Empty

On Input

On Output

Store Instructions: IF DRYCLNX = DK or RF or ERR1 edit passed then
Set DRYCLNX_ = EMPTY

Array:

Special Instructions: Display a \$ and comma, as needed, in the entry field.

Skip Instructions: 1-9999: IF Entry lt 6 or gt 390 then goto ERR1_DRYCLNX
ELSEIF RT10.POPGRP = 15 or 16 then goto DRYSTORE
ELSE goto OTHDRCLN

DK,RF: IF RT10.POPGRP = 15 or 16 then goto DRYSTORE
ELSE goto OTHDRCLN

Instrument SAS Name: DRYCLNX

Destination Data Set: EXPB

ERR1_DRYCLNX
BSECT20B.ERR1_DRYCLNX

Check

Description: Out of Range Check

Inherited Universe:

Universe: (DRYCLNX lt 6 or gt 390) AND DRYCLNX <> DK AND DRYCLNX <> RF

Universe Description: Expenses for dry cleaning or laundry service is less than \$6 or greater than \$390

Text: * THE VALUE ENTERED IS UNUSUALLY HIGH OR LOW

PLEASE VERIFY AND IF CORRECT, ENTER ITEM LEVEL NOTE

Check Instructions: IF suppressed then set DRYCLNX_ = A1

Type: Soft

Skip Instructions: Suppress: IF RT10.POPGRP = 15 or 16 then goto DRYSTORE
ELSE goto OTHDRCLN

All others, go back to DRYCLNX

Field

DRYSTORE
BSECT20B.DRYSTORE

Description: Where Dry Clean

Form Pane Label: Store

SAS Name: DRYSTORE

Tag Name: DRYSTORE

Inherited Universe:

Universe: DRYCLEAN = 1 AND (RT10.POPGRP = 15 or 16)

Universe Description:

Question Text: What is the name of the business where ^YOU_YRCU last paid for dry cleaning or laundry services?

✦ Enter store, website, or company name

Fills: YOU_YRCU

Instructions: IF NUMHOUSE = 1 then fill "you"
ELSE fill "your household"

Type: String

Length: 45

Don't Know
 Refuse
 Empty

On Input
 On Output

Array:

Special Instructions: If UPPERCASE ENTRY contains ".COM" then set DRYPURCH = 1 and "keep" and "Show"

Skip Instructions: ENTRY: IF UPPERCASE ENTRY contains ".COM" then goto OTHDRCLN
ELSE goto DRYPURCH

DK,RF: Goto OTHDRCLN

Instrument SAS Name: DRYSTORE

Destination Data Set: EXPB

Field

DRYPURCH
BSECT20B.DRYPURCH

Description: Purchased Online or in person

Form Pane Label: Online

SAS Name: DRYPURCH

Tag Name: DRYPURCH

Inherited Universe:

Universe: (DRYSTORE = RESPONSE) AND
(UPPERCASE entry in DRYSTORE does not contain ".COM")

Universe Description:

Question Text: Was this paid for -

Type: Enumerated

Length: 1

Answer List: Tonline

Value:	Mnemonic:	Description:
1	Online	Online?
2	InPerson	In person?
3	MailTel	By mail or telephone order?
4	Other	Other

- Don't Know
- Refuse
- Empty

- On Input
- On Output

Array:

Special Instructions: Answer list descriptions for options 1-3 should be bold black

Skip Instructions: 1,3,4,DK,RF: Goto OTHDRCLN

2: Goto DRYLOC

Instrument SAS Name: DRYPURCH

Destination Data Set: EXPB

Field

DRYLOC
BSECT20B.DRYLOC

Description: Purchase location - City

Form Pane Label: Location - City

SAS Name: DRYLOC

Tag Name: DRYLOC

Inherited Universe:

Universe: DRYPURCH = 2

Universe Description:

Question Text: In what city is ^DRYSTORE_Fill located?

Fills: DRYSTORE_Fill

Instructions: Fill entry in DRYSTORE

Type: String

Length: 45

Don't Know
 Refuse
 Empty

On Input
 On Output

Array:

Skip Instructions: Goto DRYLOCST

Instrument SAS Name: DRYLOC

Destination Data Set: EXPB

DRYLOCST

BSECT20B.DRYLOCST

Field

Description: Purchase location - State

Form Pane Label: State

SAS Name: DRYLOCST

Tag Name: DRYLOCST

Inherited Universe:

Universe: DRYPURCH = 2

Universe Description:

Help Screen: H_DESTCODE

Question Text: ? [F1]

In what state is ^DRYSTORE_Fill located?

✦ [Enter the two character state abbreviation](#)

Fills: DRYSTORE_Fill

Instructions: Fill entry in DRYSTORE

Type: String

Length: 2

Don't Know
 Refuse
 Empty

On Input
 On Output

Array:

Special Instructions: Use answer type TState - STRING[2], display width 4

Skip Instructions: IF entry is not a valid state abbreviation then
goto CK_DRYLOCST

ELSE goto OTHDRCLN

Instrument SAS Name: DRYLOCST

Destination Data Set: EXPB

CK_DRYLOCST
BSECT20B.CK_DRYLOCST

Check

Description: Not a valid state abbreviation

Inherited Universe:

Universe: (Entry in DRYLOCST is not a valid state abbreviation) AND DRYLOCST <> DK AND DRYLOCST <> RF

Universe Description: State abbreviation entered is not valid

Text: * [Not a valid state abbreviation](#)

Check Instructions:

Type: Hard

Skip Instructions: Go back to DRYLOCST

Field

OTHDRCLN
BSECT20B.OTHDRCLN

Description: Any of this dry cleaning expense for non-clothes?

Form Pane Label: Other than clothes

SAS Name: OTHDRCLN

Tag Name: OTHDRCLN

Inherited Universe:

Universe: DRYCLEAN = 1

Universe Description: Had expenses for dry cleaning or laundry service
(and DRYCLNX = 1-9999, DK or RF)

Help Screen: H_DRYCLEAN

Question Text:  46 ? [F1]

Was any of this amount for items other than clothes, such as linens, drapes, or rugs?

Type: Enumerated

Length: 1

Answer List: TYesNo

Value:	Mnemonic:	Description:
1	Yes	Yes
2	No	No

- Don't Know
- Refuse
- Empty

- On Input
- On Output

Array:

Skip Instructions: 1: Goto OTHDCLNX

2,DK,RF: Goto SALONS

Instrument SAS Name: OTHDRCLN

Destination Data Set: EXPB

Field

OTHDCLNX
BSECT20B.OTHDCLNX

Description: How much of dry cleaning cost spent for non-clothes?

Form Pane Label: Other than clothes \$

SAS Name: OTHDCLNX

Tag Name: OTHDCLNX

Inherited Universe:

Universe: OTHDRCLN = 1

Universe Description: Yes, some of the dry cleaning/laundry service was for items other than clothes

Help Screen: H_DRYCLEAN

Question Text: ? [F1]

How much?

Type: Integer

Length: 5

Min: 1

Max: 9999

Don't Know

Refuse

Empty

On Input

On Output

Store Instructions: IF OTHDCLNX = DK or RF or ERR1 edit passed then
Set OTHD_LNX = EMPTY

Array:

Special Instructions: Display a \$ and comma, as needed, in the entry field.

Skip Instructions: 1-9999: IF entry lt 5 or gt 200 then goto ERR1_OTHDRCLNX
ELSEIF entry gt DRYCLNX then goto CK_OTHDCLNX
ELSE goto SALONS

DK,RF: Goto SALONS

Instrument SAS Name: OTHDCLNX

Destination Data Set: EXPB

Check

ERR1_OTHDCLNX
BSECT20B.ERR1_OTHDCLNX

Description: Out of Range Check

Inherited Universe:

Universe: (OTHDCLNX lt 5 or gt 200) AND OTHDCLNX <> DK AND
OTHDCLNX <> RF

Universe Description: Dry cleaning/laundry service expense for items other than clothes is less than \$5 or
greater than \$200

Text: ♦ THE VALUE ENTERED IS UNUSUALLY HIGH OR LOW

PLEASE VERIFY AND IF CORRECT, ENTER ITEM LEVEL NOTE

Check Instructions: IF suppressed then set OTHD_LNX = A1

Type: Soft

Skip Instructions: Suppress: Goto SALONS

All others, go back to OTHDCLNX

CK_OTHDCLNX
BSECT20B.CK_OTHDCLNX

Check

Description: Other dry cleaning expense greater than total dry cleaning expense

Inherited Universe:

Universe: (OTHDCLNX gt DRYCLNX) AND (OTHDCLNX <> DK and <> RF) AND
(DRYCLNX <> DK and <> RF)

Universe Description: Dry cleaning/laundry service expense for items other than clothes is greater than total dry cleaning/laundry service expense

Text: ♦ [Entry cannot exceed total cost.](#)

Check Instructions:

Type: Hard

Skip Instructions: Go back to OTHDCLNX

Field

SALONS
BSECT20B.SALONS

Description: How much for hair cutting and styling

Form Pane Label: Salon Services

SAS Name: SALONS

Tag Name: SALONS

Inherited Universe:

Universe: (DRYCLEAN = 2, DK or RF) OR (OTHDRCL = 2, DK or RF) OR
(OTHDCLNX = 1-9999, DK or RF)

Universe Description: All Interviews

Help Screen: H_SALONS

Question Text:  46 ? [F1]

Since the first of ^REF_MONTH, not including ^CUR_MONTH have
^YOU_ANYMEM had any expenses for haircutting, styling, attached hair pieces,
manicures, massages or other salon services?

Fills: REF_MONTH

Instructions: Set REF_MONTH = 3 months before the interview.

Calculated by taking the INTPER from record type 10 to come up with the base
month to start from.

Fills: CUR_MONTH

Instructions: Fill with current month.

Fills: YOU_ANYMEM

Instructions: IF NUMHOUSE = 1 then fill "you"

ELSE fill "you or any members of your household"

Type: Enumerated

Length: 1

Answer List: TYesNo

Value:	Mnemonic:	Description:
1	Yes	Yes

2	No	No
---	----	----

- Don't Know
- Refuse
- Empty

- On Input
- On Output

Array:

Skip Instructions: 1: Goto SALONX

2,DK,RF: Goto WIGS

Instrument SAS Name: SALONS

Destination Data Set: EXPB

Field

SALONX
BSECT20B.SALONX

Description: Total expense since first of [ref month], not incl [cur month]

Form Pane Label: Salon Services \$

SAS Name: SALONX

Tag Name: SALONX

Inherited Universe:

Universe: SALONS = 1

Universe Description: Yes, had expenses for salon services

Help Screen: H_SALONS

Question Text: ? [F1]

**What was the total expense for these services since the first of ^REF_MONTH,
not including ^CUR_MONTH?**

Fills: REF_MONTH

Instructions: Set REF_MONTH = 3 months before the interview.

**Calculated by taking the INTPER from record type 10 to come up with the base
month to start from.**

Fills: CUR_MONTH

Instructions: Fill with current month.

Type: Integer

Length: 5

Min: 0

Max: 9999

Don't Know

Refuse

Empty

On Input

On Output

Store Instructions: IF SALONX = DK or RF or ERR1 edit passed then
Set SALONX_ = EMPTY

Array:

Special Instructions: Display a \$ and comma, as needed, in the entry field.

Skip Instructions: 0-9999: IF entry = 1-5 or gt 300 then goto ERR1_SALONX
ELSEIF RT10.POPGRP = 13 or 14 then goto SALNNAME
ELSE goto WIGS

DK,RF: IF RT10.POPGRP = 13 or 14 then goto SALNNAME
ELSE goto WIGS

Instrument SAS Name: SALONX

Destination Data Set: EXPB

Check

ERR1_SALONX
BSECT20B.ERR1_SALONX

Description: Out of Range Check

Inherited Universe:

Universe: (SALONX = 1-5 or gt 300) AND SALONX <> DK AND SALONX <> RF

Universe Description: Salon services expense was \$1 - \$5 or greater than \$300

Text: * THE VALUE ENTERED IS UNUSUALLY HIGH OR LOW

PLEASE VERIFY AND IF CORRECT, ENTER ITEM LEVEL NOTE

Check Instructions: IF suppressed then set SALONX_ = A1

Type: Soft

Skip Instructions: Suppress: IF RT10.POPGRP = 13 or 14 then goto SALNNAME
ELSE goto WIGS

All others, go back to SALONX

SALNNAME
BSECT20B.SALNNAME

Field

Description: Where did you go to the salon

Form Pane Label: Salon Name

SAS Name: SALNNAME

Tag Name: SALNNAME

Inherited Universe:

Universe: (RT10.POPGRP = 13 or 14) AND SALONS = 1

Universe Description:

Question Text: What is the name of the business where ^YOU_ANYMEM paid for salon services?

✦ Enter name of establishment, not name of salon technician

Fills: YOU_ANYMEM

Instructions: IF NUMHOUSE = 1 then fill "you"
ELSE fill "you or any members of your household"

Type: String

Length: 45

Don't Know
 Refuse
 Empty

On Input
 On Output

Array:

Special Instructions: If UPPERCASE ENTRY contains ".COM" then set SALPURCH = 1 and "keep" and "show"

Skip Instructions: RESPONSE: IF uppercase entry = "GROUPON" or "GROUPON.COM"
then goto ERR_GROUPON
ELSEIF UPPERCASE ENTRY contains ".COM" then
goto WIGS
ELSE goto SALPURCH

DK,RF: Goto WIGS

Instrument SAS Name: SALNNAME

Destination Data Set: EXPB

ERR_GROUPON
BSECT20B.ERR_GROUPON

Check

Description: Groupon Check

Inherited Universe:

Universe: Uppercase entry in SALNNAME = "GROUPON" or "GROUPON.COM"

Universe Description:

Text: * ENTER THE STORE OR COMPANY THAT THE GROUPON IS FOR.

DO NOT ENTER "GROUPON"

Check Instructions:

Type: Soft

Skip Instructions: Suppress: IF UPPERCASE ENTRY in SALNNAME contains ".COM"
then goto WIGS
ELSE goto SALPURCH

All others, go back to SALNNAME

Field

SALPURCH
BSECT20B.SALPURCH

Description: Purchased Online or in person

Form Pane Label: Online

SAS Name: SALPURCH

Tag Name: SALPURCH

Inherited Universe:

Universe: (SALNNAME = RESPONSE) AND
(UPPERCASE entry in SALNNAME does not contain ".COM")

Universe Description:

Question Text: Was this paid for -

Type: Enumerated

Length: 1

Answer List: Tonline

Value:	Mnemonic:	Description:
1	Online	Online?
2	InPerson	In person?
3	MailTel	By mail or telephone order?
4	Other	Other

- Don't Know
- Refuse
- Empty

- On Input
- On Output

Array:

Special Instructions: Answer list descriptions for options 1-3 should be bold black

Skip Instructions: 1,3,4,DK,RF: Goto WIGS

2: Goto SALNLOC

Instrument SAS Name: SALPURCH

Destination Data Set: EXPB

Field

SALNLOC
BSECT20B.SALNLOC

Description: Salon location

Form Pane Label: Salon Location

SAS Name: SALNLOC

Tag Name: SALNLOC

Inherited Universe:

Universe: SALPURCH = 2

Universe Description:

Question Text: In what city is ^SALNNAME_fill located?

Fills: SALNNAME_fill

Instructions: Fill entry from SALNNAME

Type: String

Length: 45

Don't Know
 Refuse
 Empty

On Input
 On Output

Array:

Skip Instructions: Goto SALLOCST

Instrument SAS Name: SALNLOC

Destination Data Set: EXPB

SALLOCST

BSECT20B.SALLOCST

Field

Description: Salon location - State

Form Pane Label: State

SAS Name: SALLOCST

Tag Name: SALLOCST

Inherited Universe:

Universe: SALPURCH = 2

Universe Description:

Help Screen: H_DESTCODE

Question Text: ? [F1]

In what state is ^SALNNAME_fill located?

✦ [Enter the two character state abbreviation](#)

Fills: SALNNAME_fill

Instructions: Fill entry from SALNNAME

Type: String

Length: 2

Don't Know
 Refuse
 Empty

On Input
 On Output

Array:

Special Instructions: Use answer type TState - STRING[2], display width 4

Skip Instructions: IF entry is not a valid state abbreviation then
goto CK_SALLOCST

ELSE goto WIGS

Instrument SAS Name: SALLOCST

Destination Data Set: EXPB

CK_SALLOCST
BSECT20B.CK_SALLOCST

Check

Description: Not a valid state abbreviation

Inherited Universe:

Universe: (Entry in SALLOCST is not a valid state abbreviation) AND SALLOCST <> DK AND SALLOCST <> RF

Universe Description: State abbreviation entered is not valid

Text: * [Not a valid state abbreviation](#)

Check Instructions:

Type: Hard

Skip Instructions: Go back to SALLOCST

Field

WIGS
BSECT20B.WIGS

Description: How much for removable hair pieces, wigs, toupees

Form Pane Label: Wig Costs

SAS Name: WIGS

Tag Name: WIGS

Inherited Universe:

Universe: (SALON = 2, DK or RF) OR (SALONX = 0-9999, DK or RF)

Universe Description: All Interviews

Help Screen: H_WIGS

Question Text: 46 ? [F1]

Since the first of ^REF_MONTH, not including ^CUR_MONTH have
^YOU_ANYMEM had any expenses for removable hairpieces, wigs or toupees?

Fills: REF_MONTH

Instructions: Set REF_MONTH = 3 months before the interview.
Calculated by taking the INTPER from record type 10 to come up with the base
month to start from.

Fills: CUR_MONTH

Instructions: Fill with current month.

Fills: YOU_ANYMEM

Instructions: IF NUMHOUSE = 1 then fill "you"
ELSE fill "you or any members of your household"

Type: Enumerated

Length: 1

Answer List: TYesNo

Value:	Mnemonic:	Description:
1	Yes	Yes
2	No	No

- Don't Know
- Refuse

Empty

On Input

On Output

Array:

Skip Instructions: 1: Goto WIGSX

2,DK,RF: Goto SAFEDPST

Instrument SAS Name: WIGS

Destination Data Set: EXPB

Field

WIGSX
BSECT20B.WIGSX

Description: Total expense since first of [ref month], not incl [cur month]

Form Pane Label: Wig Cost \$

SAS Name: WIGSX

Tag Name: WIGSX

Inherited Universe:

Universe: WIGS = 1

Universe Description: Yes, had expenses for removable hair pieces, wigs or toupees

Help Screen: H_WIGS

Question Text: ? [F1]

What was the total expense for these items since the first of ^REF_MONTH, not including ^CUR_MONTH?

Fills: REF_MONTH

Instructions: Set REF_MONTH = 3 months before the interview.

Calculated by taking the INTPER from record type 10 to come up with the base month to start from.

Fills: CUR_MONTH

Instructions: Fill with current month.

Type: Integer

Length: 5

Min: 0

Max: 9999

- Don't Know
- Refuse
- Empty

- On Input
- On Output

Store Instructions: IF WIGSX = DK or RF or ERR1 edit passed then
Set WIGSX_ = EMPTY

Array:

Special Instructions: Display a \$ and comma, as needed, in the entry field.

Skip Instructions: 0-9999: IF entry = 1-5 or gt 300 then goto ERR1_WIGSX
ELSE goto SAFEDPST

DK,RF: Goto SAFEDPST

Instrument SAS Name: WIGSX

Destination Data Set: EXPB

Check

ERR1_WIGSX
BSECT20B.ERR1_WIGSX

Description: Out of Range Check

Inherited Universe:

Universe: (WIGSX = 1-5 or gt 300) AND WIGSX <> DK AND WIGSX <> RF

Universe Description: Wig item expense was \$1 - \$5 or greater than \$300

Text: ♦ THE VALUE ENTERED IS UNUSUALLY HIGH OR LOW

PLEASE VERIFY AND IF CORRECT, ENTER ITEM LEVEL NOTE

Check Instructions: IF suppressed then set WIGSX_ = A1

Type: Soft

Skip Instructions: Suppress: Goto SAFEDPST

All others, go back to WIGSX

SAFEDPST
BSECT20B.SAFEDPST

Field

Description: Expense for rental of safe deposit box?

Form Pane Label: Deposit box

SAS Name: SAFEDPST

Tag Name: SAFEDPST

Inherited Universe:

Universe: (WIGS = 2, DK or RF) OR (WIGSX = 0-9999, DK or RF)

Universe Description: All Interviews

Question Text: Have ^YOU_ANYMEM had any expenses for the rental of a safe deposit box located in a bank or similar financial institution?

Fills: YOU_ANYMEM

Instructions: IF NUMHOUSE = 1 then fill "you"
ELSE fill "you or any members of your household"

Type: Enumerated

Length: 1

Answer List: TYesNo

Value:	Mnemonic:	Description:
1	Yes	Yes
2	No	No

- Don't Know
- Refuse
- Empty

- On Input
- On Output

Array:

Skip Instructions: 1: Goto SAFDPSTX

2,DK,RF: Goto BANKSRVC

Instrument SAS Name: SAFEDPST

Destination Data Set: EXPB

SAFDPSTX

BSECT20B.SAFDPSTX

Field

Description: Total rental expense for safe deposit box

Form Pane Label: Rent for box \$

SAS Name: SAFDPSTX

Tag Name: SAFDPSTX

Inherited Universe:

Universe: SAFEDPST = 1

Universe Description: Yes, had expenses for the rental of a safe deposit box

Question Text: What was the total rental expense for the safe deposit box since the first of ^REF_MONTH, not including ^CUR_MONTH?

Fills: REF_MONTH

Instructions: Set REF_MONTH = 3 months before the interview.

Calculated by taking the INTPER from record type 10 to come up with the base month to start from.

Fills: CUR_MONTH

Instructions: Fill with current month.

Type: Integer

Length: 4

Min: 1

Max: 999

Don't Know

Refuse

Empty

On Input

On Output

Store Instructions: IF SAFDPSTX = DK or RF or ERR1 edit passed then
Set SAFD_STX = EMPTY

Array:

Special Instructions: Display a \$ and comma, as needed, in the entry field.

Skip Instructions: 1-999: IF entry gt 100 then goto ERR1_SAFEDPSTX
ELSEIF RT10.POPGRP = 11 or 12 then goto SAFSTORE
ELSE goto BANKSRVC

DK,RF: IF RT10.POPGRP = 11 or 12 then goto SAFSTORE
ELSE goto BANKSRVC

Instrument SAS Name: SAFDPSTX

Destination Data Set: EXPB

ERR1_SAFEDPSTX
BSECT20B.ERR1_SAFEDPSTX

Check

Description: Out of Range Check

Inherited Universe:

Universe: (SAFDPSTX gt 100) AND SAFDPSTX <> DK AND SAFDPSTX <> RF

Universe Description: Expense for the rental of a safe deposit box is greater than \$100

Text: * THE VALUE ENTERED IS UNUSUALLY HIGH OR LOW

PLEASE VERIFY AND IF CORRECT, ENTER ITEM LEVEL NOTE

Check Instructions: IF suppressed then set SAFD_STX = A1

Type: Soft

Skip Instructions: Suppress: IF RT10.POPGRP = 11 or 12 then goto SAFSTORE
ELSE goto BANKSRVC

All others, go back to SAFDPSTX

Field

SAFSTORE
BSECT20B.SAFSTORE

Description: Bank name

Form Pane Label: Bank

SAS Name: SAFSTORE

Tag Name: SAFSTORE

Inherited Universe:

Universe: SAFEDPST = 1 AND (RT10.POPGRP = 11 or 12)

Universe Description:

Question Text: What is the name of the bank or institution?

✦ [Enter bank or institution name](#)

Type: String

Length: 45

Don't Know
 Refuse
 Empty

On Input
 On Output

Array:

Special Instructions: If UPPERCASE ENTRY contains ".COM" then set SAFPURCH = 1 and "keep" and "Show"

Skip Instructions: ENTRY: IF UPPERCASE ENTRY contains ".COM" then goto BANKSRVC
ELSE goto SAFPURCH

DK,RF: Goto BANKSRVC

Instrument SAS Name: SAFSTORE

Destination Data Set: EXPB

SAFPURCH
BSECT20B.SAFPURCH

Field

Description: Purchased Online or in person

Form Pane Label: Online

SAS Name: SAFPURCH

Tag Name: SAFPURCH

Inherited Universe:

Universe: (SAFSTORE = RESPONSE) AND
(UPPERCASE entry in SAFSTORE does not contain ".COM")

Universe Description:

Question Text: Was this paid for -

Type: Enumerated

Length: 1

Answer List: Tonline

Value:	Mnemonic:	Description:
1	Online	Online?
2	InPerson	In person?
3	MailTel	By mail or telephone order?
4	Other	Other

- Don't Know
- Refuse
- Empty

- On Input
- On Output

Array:

Special Instructions: Answer list descriptions for options 1-3 should be bold black

Skip Instructions: 1,3,4,DK,RF: Goto BANKSRVC

2: Goto SAFDPLOC

Instrument SAS Name: SAFPURCH

Destination Data Set: EXPB

SAFDPLOC
BSECT20B.SAFDPLOC

Field

Description: Bank location - City

Form Pane Label: Location - City

SAS Name: SAFDPLOC

Tag Name: SAFDPLOC

Inherited Universe:

Universe: SAFPURCH = 2

Universe Description:

Question Text: In what city is ^SAFSTORE_fill located?

Fills: SAFSTORE_fill

Instructions: Fill entry in SAFSTORE

Type: String

Length: 45

- Don't Know
- Refuse
- Empty

- On Input
- On Output

Array:

Skip Instructions: Goto SAFLOCST

Instrument SAS Name: SAFDPLOC

Destination Data Set: EXPB

Field

SAFLOCST
BSECT20B.SAFLOCST

Description: Bank location - State

Form Pane Label: State

SAS Name: SAFLOCST

Tag Name: SAFLOCST

Inherited Universe:

Universe: SAFPURCH = 2

Universe Description:

Help Screen: H_DESTCODE

Question Text: ? [F1]

In what state is ^SAFSTORE_fill located?

✦ [Enter the two character state abbreviation](#)

Fills: SAFSTORE_fill

Instructions: Fill entry in SAFSTORE

Type: String

Length: 2

Don't Know
 Refuse
 Empty

On Input
 On Output

Array:

Special Instructions: Use answer type TState - STRING[2], display width 4

Skip Instructions: IF entry is not a valid state abbreviation then
goto CK_SAFLOCST

ELSE goto BANKSRVC

Instrument SAS Name: SAFLOCST

Destination Data Set: EXPB

Check

CK_SAFLOCST
BSECT20B.CK_SAFLOCST

Description: Not a valid state abbreviation

Inherited Universe:

Universe: (Entry in SAFLOCST is not a valid state abbreviation) AND SAFLOCST <> DK AND SAFLOCST <> RF

Universe Description: State abbreviation entered is not valid

Text: * [Not a valid state abbreviation](#)

Check Instructions:

Type: Hard

Skip Instructions: Go back to SAFLOCST

BANKSRVC
BSECT20B.BANKSRVC

Field

Description: Expense for banking services?

Form Pane Label: Bank fees

SAS Name: BANKSRVC

Tag Name: BANKSRVC

Inherited Universe:

Universe: (SAFEDPST = 2, DK or RF) OR (SAFDPSTX = 1-999, DK or RF)

Universe Description: All Interviews

Help Screen: H_BANKSRVC

Question Text: 46 ? [F1]

Have ^YOU_ANYMEM paid any charges or fees for bank services such as ATM or overdraft fees or account service charges from a bank or similar financial institution?

Fills: YOU_ANYMEM

Instructions: IF NUMHOUSE = 1 then fill "you"
ELSE fill "you or any members of your household"

Type: Enumerated

Length: 1

Answer List: TYesNo

Value:	Mnemonic:	Description:
1	Yes	Yes
2	No	No

- Don't Know
- Refuse
- Empty

- On Input
- On Output

Array:

Skip Instructions: 1: Goto BANKMOX

2,DK,RF: Goto TXLIMSRV

Instrument SAS Name: BANKSRVC

Destination Data Set: EXPB

BANKMOX
BSECT20B.BANKMOX

Field

Description: Usual monthly bank fee

Form Pane Label: Monthly bank fee \$

SAS Name: BANKMOX

Tag Name: BANKMOX

Inherited Universe:

Universe: BANKSRVC = 1

Universe Description: Yes, paid charges or fees for bank services

Help Screen: H_BANKSRVC

Question Text: ? [F1]

What is the usual MONTHLY charge?

Type: Integer

Length: 5

Min: 0

Max: 9999

Don't Know

Refuse

Empty

On Input

On Output

Store Instructions: IF BANKMOX = DK or RF or ERR1 edit passed then
Set BANKMOX_ = EMPTY

Array:

Special Instructions: Display a \$ and comma, as needed, in the entry field.

Skip Instructions: 0-99999: IF entry lt 5 or gt 50 then goto ERR1_BANKMOX
ELSEIF RT10.POPGRP = 11 or 12 then goto BNKNAME
ELSE goto TXLMSRV

DK,RF: IF RT10.POPGRP = 11 or 12 then goto BNKNAME
ELSE goto TXLMSRV

Instrument SAS Name: BANKMOX

Destination Data Set: EXPB

ERR1_BANKMOX
BSECT20B.ERR1_BANKMOX

Check

Description: Out of Range Check

Inherited Universe:

Universe: (BANKMOX lt 5 or gt 50) AND BANKMOX <> DK AND BANKMOX <> RF

Universe Description: Charges or fees for bank services is less than \$5 or greater than \$50

Text: * THE VALUE ENTERED IS UNUSUALLY HIGH OR LOW

PLEASE VERIFY AND IF CORRECT, ENTER ITEM LEVEL NOTE

Check Instructions: IF suppressed then set BANKMOX_ = A1

Type: Soft

Skip Instructions: Suppress: IF RT10.POPGRP = 11 or 12 then goto BNKNAME
ELSE goto TXLIMSRV

All others, go back to BANKMOX

Field

BNKNAME
BSECT20B.BNKNAME

Description: Bank name

Form Pane Label: Bank

SAS Name: BNKNAME

Tag Name: BNKNAME

Inherited Universe:

Universe: BANKSRVC = 1 AND (RT10.POPGRP = 11 or 12)

Universe Description:

Question Text: What is the name of the bank or institution?

✦ Enter bank or institution name

Type: String

Length: 45

- Don't Know
- Refuse
- Empty

- On Input
- On Output

Array:

Special Instructions: If UPPERCASE ENTRY contains ".COM" then set BNKPURCH = 1 and "keep" and "Show"

Skip Instructions: ENTRY: IF UPPERCASE ENTRY contains ".COM" then goto TXLIMSRV
ELSE goto BNKPURCH

DK,RF: Goto TXLIMSRV

Instrument SAS Name: BNKNAME

Destination Data Set: EXPB

BNKPURCH
BSECT20B.BNKPURCH

Field

Description: Purchased Online or in person

Form Pane Label: Online

SAS Name: BNKPURCH

Tag Name: BNKPURCH

Inherited Universe:

Universe: (BNKNAME = RESPONSE) AND
(UPPERCASE entry in BNKNAME does not contain ".COM")

Universe Description:

Question Text: Was this paid for -

Type: Enumerated

Length: 1

Answer List: Tonline

Value:	Mnemonic:	Description:
1	Online	Online?
2	InPerson	In person?
3	MailTel	By mail or telephone order?
4	Other	Other

- Don't Know
- Refuse
- Empty

- On Input
- On Output

Array:

Special Instructions: Answer list descriptions for options 1-3 should be bold black

Skip Instructions: 1,3,4,DK,RF: Goto TXLIMSRV

2: Goto BANKLOC

Instrument SAS Name: BNKPURCH

Destination Data Set: EXPB

BANKLOC
BSECT20B.BANKLOC

Field

Description: Bank location - City

Form Pane Label: Location - City

SAS Name: BANKLOC

Tag Name: BANKLOC

Inherited Universe:

Universe: BNKPURCH = 2

Universe Description:

Question Text: In what city is ^BNKNAME_fill located?

Fills: BNKNAME_fill

Instructions: Fill entry in BNKNAME

Type: String

Length: 45

- Don't Know
- Refuse
- Empty

- On Input
- On Output

Array:

Skip Instructions: Goto BNKLOCST

Instrument SAS Name: BANKLOC

Destination Data Set: EXPB

Field

BNKLOCST
BSECT20B.BNKLOCST

Description: Bank location - State

Form Pane Label: State

SAS Name: BNKLOCST

Tag Name: BNKLOCST

Inherited Universe:

Universe: BNKPURCH = 2

Universe Description:

Help Screen: H_DESTCODE

Question Text: ? [F1]

In what state is ^BNKNAME_fill located?

✦ [Enter the two character state abbeviation](#)

Fills: BNKNAME_fill

Instructions: Fill entry in BNKNAME

Type: String

Length: 2

Don't Know
 Refuse
 Empty

On Input
 On Output

Array:

Special Instructions: Use answer type TState - STRING[2], display width 4

Skip Instructions: IF entry is not a valid state abbreviation then
goto CK_BNKLOCST

ELSE goto TXLIMSRV

Instrument SAS Name: BNKLOCST

Destination Data Set: EXPB

Check

CK_BNKLOCST
BSECT20B.CK_BNKLOCST

Description: Not a valid state abbreviation

Inherited Universe:

Universe: (Entry in BNKLOCST is not a valid state abbreviation) AND BNKLOCST <> DK AND
BNKLOCST <> RF

Universe Description: State abbreviation entered is not valid

Text: * [Not a valid state abbreviation](#)

Check Instructions:

Type: Hard

Skip Instructions: Go back to BNKLOCST

TXLIMSRV
BSECT20B.TXLIMSRV

Field

Description: Expense for taxis or limo service?

Form Pane Label: Taxi service

SAS Name: TXLIMSRV

Tag Name: TXLIMSRV

Inherited Universe:

Universe:

Universe Description: All Interviews
(and (BANKSERV = 2, DK or RF) OR (BANKMOX = 1-9999, DK or RF))

Help Screen: H_TXLIMSRV

Question Text:  46 ? [F1]

Since the first of ^REF_MONTH not including ^CUR_MONTH, have ^YOU_ANYMEM had expenses for taxis, limousine service, or car rides booked through an app? Do not include expenses entirely reimbursed for business purposes or expenses incurred on a trip.

Fills: REF_MONTH

Instructions: Set REF_MONTH = 3 months before the interview.
Calculated by taking the INTPER from record type 10 to come up with the base month to start from.

Fills: CUR_MONTH

Instructions: Fill with current month.

Fills: YOU_ANYMEM

Instructions: IF NUMHOUSE = 1 then fill "you"
ELSE fill "you or any members of your household"

Type: Enumerated

Length: 1

Answer List: TYesNo

Value:	Mnemonic:	Description:
1	Yes	Yes

2	No	No
---	----	----

- Don't Know
- Refuse
- Empty

- On Input
- On Output

Array:

Skip Instructions: 1: Goto TXLIMX

2,DK,RF: Goto MASSTRAN

Instrument SAS Name: TXLIMSRV

Destination Data Set: EXPB

TXLIMX

Field

BSECT20B.TXLIMX

Description: Total expense for taxi and limo service

Form Pane Label: Taxi \$

SAS Name: TXLIMX

Tag Name: TXLIMX

Inherited Universe:

Universe: TXLIMSRV = 1

Universe Description: Yes, had expenses for taxis or limousine service

Help Screen: H_TXLIMSRV

Question Text: ? [F1]

What was the total expense?

Type: Integer

Length: 5

Min: 1

Max: 9999

Don't Know

Refuse

Empty

On Input

On Output

Store Instructions: IF TXLIMX = DK or RF or ERR1 edit passed then
Set TXLIMX_ = EMPTY

Array:

Special Instructions: Display a \$ and comma, as needed, in the entry field.

Skip Instructions: IF entry lt 5 or gt 520 then goto ERR1_TXLIMX

ELSEIF RT10.POPGRP = 11 or 12 then goto LIMO

ELSE goto MASSTRAN

Instrument SAS Name: TXLIMX

Destination Data Set: EXPB

ERR1_TXLIMX
BSECT20B.ERR1_TXLIMX

Check

Description: Out of Range Check

Inherited Universe:

Universe: (TXLIMX lt 5 or gt 520) AND TXLIMX <> DK AND TXLIMX <> RF

Universe Description: Expense for taxis or limousine service is less than \$5 or greater than \$520

Text: * THE VALUE ENTERED IS UNUSUALLY HIGH OR LOW

PLEASE VERIFY AND IF CORRECT, ENTER ITEM LEVEL NOTE

Check Instructions: IF suppressed then set TXLIMX_ = A1

Type: Soft

Skip Instructions: Suppress: IF RT10.POPGRP = 11 or 12 then goto LIMO
ELSE goto MASSTRAN

All others, go back to TXLIMX

Field

LIMO
BSECT20B.LIMO

Description: Was amount solely for limousine service?

Form Pane Label: Limo Serv

SAS Name: LIMO

Tag Name: LIMO

Inherited Universe:

Universe: TXLIMSRV = 1 AND (RT10.POPGRP = 11 or 12)

Universe Description:

Question Text: Was the \$^TXLIMX_fill solely for limousine service?

Fills: TXLIMX_fill

Instructions: Fill amount from TXLIMX

Type: Enumerated

Length: 1

Answer List: TYesNo

Value:	Mnemonic:	Description:
1	Yes	Yes
2	No	No

Don't Know

Refuse

Empty

On Input

On Output

Array:

Skip Instructions: 1: Goto MASSTRAN

2,DK,RF: Goto TAXINAME

Instrument SAS Name: LIMO

Destination Data Set: EXPB

Field

TAXINAME
BSECT20B.TAXINAME

Description: Cab service name

Form Pane Label: Taxi Name

SAS Name: TAXINAME

Tag Name: TAXINAME

Inherited Universe:

Universe: LIMO = 2, DK, or RF

Universe Description:

Question Text: What is the name of the taxi company or ride service app that was used?

✦ If cost is for more than one company, enter only one

Type: String

Length: 45

Don't Know

Refuse

Empty

On Input

On Output

Array:

Skip Instructions: IF uppercase entry = "GROUPON" or "GROUPON.COM" then
goto ERR_GROUPON

ELSE goto TXIPURCH

Instrument SAS Name: TAXINAME

Destination Data Set: EXPB

ERR_TGROUPON
BSECT20B.ERR_TGROUPON

Check

Description: Groupon Check

Inherited Universe:

Universe: Uppercase entry in TAXINAME = "GROUPON" or "GROUPON.COM"

Universe Description:

Text: * ENTER THE STORE OR COMPANY THAT THE GROUPON IS FOR.

DO NOT ENTER "GROUPON"

Check Instructions:

Type: Soft

Skip Instructions: Suppress: Goto TXIPURCH

All others, go back to TAXINAME

Field

TXIPURCH
BSECT20B.TXIPURCH

Description: Paid Online or in person

Form Pane Label: Online

SAS Name: TXIPURCH

Tag Name: TXIPURCH

Inherited Universe:

Universe: TAXINAME = RESPONSE, DK or RF

Universe Description:

Question Text: Was this paid for -

Type: Enumerated

Length: 1

Answer List: Tonline

Value:	Mnemonic:	Description:
1	Online	Online?
2	InPerson	In person?
3	MailTel	By mail or telephone order?
4	Other	Other

- Don't Know
- Refuse
- Empty

- On Input
- On Output

Array:

Special Instructions: Answer list descriptions for options 1-3 should be bold black

Skip Instructions: 1,3,4,DK,RF: Goto MASSTRAN

2: Goto TAXILOC

Instrument SAS Name: TXIPURCH

Destination Data Set: EXPB

Field

TAXILOC
BSECT20B.TAXILOC

Description: Cab company location - City

Form Pane Label: Location - City

SAS Name: TAXILOC

Tag Name: TAXILOC

Inherited Universe:

Universe: TXIPURCH = 2

Universe Description:

Question Text: In what city is ^TAXINAME_fill located?

Fills: TAXINAME_fill

Instructions: IF TAXINAME = DK or RF then fill "the company"
ELSE fill entry on TAXINAME

Type: String

Length: 45

Don't Know
 Refuse
 Empty

On Input
 On Output

Array:

Skip Instructions: Goto TAXLOCST

Instrument SAS Name: TAXILOC

Destination Data Set: EXPB

TAXLOCST

BSECT20B.TAXLOCST

Field

Description: Cab company location - State

Form Pane Label: State

SAS Name: TAXLOCST

Tag Name: TAXLOCST

Inherited Universe:

Universe: TXIPURCH = 2

Universe Description:

Help Screen: H_DESTCODE

Question Text: ? [F1]

In what state is ^TAXINAME_fill located?

✦ Enter the two character state abbreviation

Fills: TAXINAME_fill

Instructions: IF TAXINAME = DK or RF then fill "the company"
ELSE fill entry on TAXINAME

Type: String

Length: 2

Don't Know
 Refuse
 Empty

On Input
 On Output

Array:

Special Instructions: Use answer type TState - STRING[2], display width 4

Skip Instructions: IF entry is not a valid state abbreviation then
goto CK_TAXLOCST

ELSE goto MASSTRAN

Instrument SAS Name: TAXLOCST

Destination Data Set: EXPB

CK_TAXLOCST
BSECT20B.CK_TAXLOCST

Check

Description: Not a valid state abbreviation

Inherited Universe:

Universe: (Entry in TAXLOCST is not a valid state abbreviation) AND TAXLOCST <> DK AND TAXLOCST <> RF

Universe Description: State abbreviation entered is not valid

Text: * [Not a valid state abbreviation](#)

Check Instructions:

Type: Hard

Skip Instructions: Go back to TAXLOCST

Field

MASSTRAN
BSECT20B.MASSTRAN

Description: Use mass transportation?

Form Pane Label: Mass trans

SAS Name: MASSTRAN

Tag Name: MASSTRAN

Inherited Universe:

Universe:

Universe Description: All Interviews
(and (TXLMSRV = 2, DK or RF) OR (TXLIMX = 1-9999, DK or RF))

Question Text: Do ^YOU_ANYMEM pay out-of-pocket for public transportation services such as bus, subway, train, or passenger ferry?

• [Include all forms of public transportation](#)

Fills: YOU_ANYMEM

Instructions: IF NUMHOUSE = 1 then fill "you"
ELSE fill "you or any members of your household"

Type: Enumerated

Length: 1

Answer List: TYesNo

Value:	Mnemonic:	Description:
1	Yes	Yes
2	No	No

Don't Know
 Refuse
 Empty

On Input
 On Output

Store Instructions: IF MASSTRAN = 1 and NUMHOUSE = 1, then set TRANST[1] = MEMBNO for the one active person. (Show and keep TRANST)
ELSE IF MASSTRAN = 2, DK or RF AND NUMHOUSE = 1 then set TRANST[1] = EMPTY

Array:

Skip Instructions: 1: IF RT10.POPGRP = 11 or 12 then goto MASSNAME
ELSEIF NUMHOUSE = 1 then goto TBLMSTRAN
ELSE goto TRANST

2,DK,RF: Goto S20B_END

Instrument SAS Name: MASSTRAN

Destination Data Set: EXPB

Field

MASSNAME
BSECT20B.MASSNAME

Description: Public transportation name

Form Pane Label: Pub Tran Name

SAS Name: MASSNAME

Tag Name: MASSNAME

Inherited Universe:

Universe: MASSTRAN = 1 AND (RT10.POPGRP = 11 or 12)

Universe Description:

Question Text: What is the name of the public transportation system?

Type: String

Length: 45

Don't Know

Refuse

Empty

On Input

On Output

Array:

Skip Instructions: IF NUMHOUSE = 1 then goto TBLMSTRAN

ELSE goto TRANSIT

Instrument SAS Name: MASSNAME

Destination Data Set: EXPB

TblMassTran

Block

BSECT20B.TblMassTran

Description: block to collect TRANST

Tab Name:

Fly Over Name:

Universe Type: If

Inherited Universe:

Universe: MASSTRAN = 1 AND NUMHOUSE greater than 1

Universe Description:

Array:

Block Instructions:

Field

TRANST
BSECT20B.TblMassTran.TRANST

Description: Who used mass transportation

Form Pane Label: Transit Who

SAS Name: TRANST

Tag Name: TRANST

Inherited Universe:

Universe: MASSTRAN = 1 AND NUMHOUSE greater than 1

Universe Description:

Question Text: What are the names of all household members who use mass transit?

✦ Enter line numbers for all that apply, separate with commas

Type: Set

Max Number of Values: 30

Length: 2

Answer List: TTRANSIT

Value:	Mnemonic:	Description:
1	Person1	Person1
2	Person2	Person2
3	Person3	Person3
4	Person4	Person4
5	Person5	Person5
6	Person6	Person6
7	Person7	Person7
8	Person8	Person8
9	Person9	Person9
10	Person10	Person10
11	Person11	Person11
12	Person12	Person12
13	Person13	Person13
14	Person14	Person14
15	Person15	Person15
16	Person16	Person16

17	Person17	Person17
18	Person18	Person18
19	Person19	Person19
20	Person20	Person20
21	Person21	Person21
22	Person22	Person22
23	Person23	Person23
24	Person24	Person24
25	Person25	Person25
26	Person26	Person26
27	Person27	Person27
28	Person28	Person28
29	Person29	Person29
30	Person30	Person30

- Don't Know
- Refuse
- Empty

- On Input
- On Output

Array:

- Special Instructions:**
1. In the answer list, display all active CU members (hh_mem and membstat does not equal 1) whose AGE is greater than or equal to 5, DK or RF.
 2. NOTE: Active household member = person with HH_MEM = 1 and PERSTAT ne 99 AND ((MEMBSTAT ne 1,3, or 5) OR (MEMBSTAT = 1 AND PERSTAT = 7) AND FNAME ne empty AND FNAME ne 999 AND PERCUNUM = CUINDEX

Skip Instructions: 1-30: Goto TBLMSTRAN

DK,RF: Goto S20B_END

Instrument SAS Name: TRANST

Destination Data Set: EXPB

Block

TBLMSTRAN
BSECT20B.TBLMSTRAN

Description:

Tab Name:
Fly Over Name:
Universe Type: While

Inherited Universe:

Universe: MASSTRAN = 1 AND ((TRANSIT[1] = 1-30) OR NUMHOUSE = 1)

Universe Description: At least 1 entry other than DK or RF in TRANSIT

Array:

Block Instructions: NOTE: Any processing changes made to the variables in this block also need to be made to the variables in BCONTROLCARD.Processing

1. Build a person level table for the next 7 items.
(Row numbers in the table should match up with the person member number.)
2. Ask questions in this block for all line numbers (persons) entered in TRANSIT

MEMBNO

Field

BSECT20B.TBLMSTRAN.MEMBNO

Description: Member line number from the Demographics - SHOW ONLY Field

Form Pane Label:

SAS Name: MEMBNO

Tag Name:

Inherited Universe:

Universe:

Universe Description:

Question Text: ** Non-Displayed**

Type: Integer

Length: 2

Min: 1

Max: 30

- Don't Know
- Refuse
- Empty

- On Input
- On Output

Array:

Special Instructions: Set MEMBNO equal to BControlcard.Tunit2.BPerson.MEMBNO

Instrument SAS Name: MEMBNO

Destination Data Set: EXPBMT

Field

MEM_NAME
BSECT20B.TBLMSTRAN.MEM_NAME

Description: Name - SHOW ONLY Field

Form Pane Label: Name

SAS Name:

Tag Name:

Inherited Universe:

Universe:

Universe Description:

Question Text: ** SHOW ONLY **

Type: String

Length: 30

- Don't Know
- Refuse
- Empty

- On Input
- On Output

Store Instructions: Pre-Fill member NAME in this field

Array:

TRANAMTX

Field

BSECT20B.TBLMSTRAN.TRANAMTX

Description: Mass transit out-of-pocket cost

Form Pane Label: Out-of-pocket Cost

SAS Name: TRANAMTX

Tag Name: TRANAMTX

Inherited Universe:

Universe: MEMBNO = any entry in TRANSIT

Universe Description: Ask for each line number entered in TRANSIT

Question Text: What is ^YourNames usual out-of-pocket cost?

✦ [Select time period \(per day, week, or month\) on next screen](#)

Fills: YourNames

Instructions: If RESPLINE = MEMBNO then fill "your" Else fill ^Name's

Fills: Name

Instructions: Fill: Name

Type: Integer

Length: 5

Min: 0

Max: 9999

Don't Know

Refuse

Empty

On Input

On Output

Array:

Special Instructions: Display a \$ and comma, as needed, in the entry field.

Skip Instructions: 1-9999: Goto TRANPD

0,DK,RF: Goto TRANSUB

Instrument SAS Name: TRANAMTX

Destination Data Set: EXPBMT

TRANPD

Field

BSECT20B.TBLMSTRAN.TRANPD

Description: Select time period

Form Pane Label: Time Period

SAS Name: TRANPD

Tag Name: TRANPD

Inherited Universe:

Universe: TRANAMTX = 1-9999

Universe Description:

Question Text: ♦ [Select time period](#)

Type: Enumerated

Length: 1

Answer List: Ttranpd

Value:	Mnemonic:	Description:
1	Day	Day
2	Week	Week
3	Month	Month

- Don't Know
- Refuse
- Empty

- On Input
- On Output

Array:

Skip Instructions: 1: IF TRANAMTX greater than 10 then goto ERR1_TRANAMTX
ELSE goto TRANDAYX

2: IF TRANAMTX greater than 72 then goto ERR1_TRANAMTX
ELSE goto AMTRAK

3,DK,RF: IF TRANAMTX greater than 285 then goto ERR1_TRANAMTX
ELSE goto AMTRAK

Instrument SAS Name: TRANPD

Destination Data Set: EXPBMT

ERR1_TRANAMTX

BSECT20B.TBLMSTRAN.ERR1_TRANAMTX

Check

Description: Out of Range Check

Inherited Universe:

Universe: ((TRANAMTX greater than 10 and TRANPD = 1) OR
(TRANAMTX greater than 72 and TRANPD = 2) OR
(TRANAMTX greater than 285 and TRANPD = 3)) OR
(TRANAMTX greater than 285 and (TRANPD = DK or TRANPD = RF)))
AND TRANAMTX <> DK AND TRANAMTX <> RF

Universe Description:

Text: ♦ THE VALUE ENTERED IS UNUSUALLY HIGH OR LOW

PLEASE VERIFY AND IF CORRECT, ENTER ITEM LEVEL NOTE

Check Instructions: IF suppressed then set TRAN_MTX = A1

Type: Soft

Skip Instructions: Suppress: IF TRANPD = 1 then goto TRANDAYX
ELSE goto AMTRAK

All others, go back to TRANAMTX

Field

TRANDAYX
BSECT20B.TBLMSTRAN.TRANDAYX

Description: Mass transit days per week

Form Pane Label: Days per Week

SAS Name: TRANDAYX

Tag Name: TRANDAYX

Inherited Universe:

Universe: TRANPD = 1

Universe Description:

Question Text: How many days per week usually?

Type: Integer

Length: 1

Min: 1

Max: 7

Don't Know

Refuse

Empty

On Input

On Output

Array:

Skip Instructions: Goto AMTRAK

Instrument SAS Name: TRANDAYX

Destination Data Set: EXPBMT

AMTRAK

Field

BSECT20B.TBLMSTRAN.AMTRAK

Description: Use Amtrak?

Form Pane Label: Use Amtrak

SAS Name: AMTRAK

Tag Name: AMTRAK

Inherited Universe:

Universe: TRANAMTX = 1-9999

Universe Description:

Question Text: Is any of the ^TRANAMTX_Fill^TRANPD_Fill Amtrak?

Fills: TRANAMTX_Fill

Instructions: Fill entry in TRANAMTX

Fills: TRANPD_Fill

Instructions: IF TRANPD = 1, fill " per day for"

ELSEIF TRANPD = 2, fill " per week for"

ELSEIF TRANPD = 3, fill " per month for"

ELSE fill " for"

Type: Enumerated

Length: 1

Answer List: TYesNo

Value:	Mnemonic:	Description:
1	Yes	Yes
2	No	No

Don't Know

Refuse

Empty

On Input

On Output

Array:

Skip Instructions: 1: Goto AMTRAKX

2,DK,RF: Goto TRANSUB

Instrument SAS Name: AMTRAK

Destination Data Set: EXPBMT

AMTRAKX

Field

BSECT20B.TBLMSTRAN.AMTRAKX

Description: Amtrak Cost

Form Pane Label: Amtrak Cost

SAS Name: AMTRAKX

Tag Name: AMTRAKX

Inherited Universe:

Universe: AMTRAK = 1

Universe Description:

Question Text: How much?

✦ Enter dollar amount ^TRANPD_Fill2

Fills: TRANPD_Fill2

Instructions: IF TRANPD = 1, fill "per day"

ELSEIF TRANPD = 2, fill "per week"

ELSEIF TRANPD = 3, fill "per month"

ELSE leave blank

Type: Integer

Length: 5

Min: 0

Max: 9999

Don't Know

Refuse

Empty

On Input

On Output

Array:

Special Instructions: Display a \$ and comma, as needed, in the entry field.

Skip Instructions: IF AMTRAKX greater than TRANAMTX then goto CK_AMTRAKX

ELSE goto TRANSUB

Instrument SAS Name: AMTRAKX

Destination Data Set: EXPBMT

CK_AMTRAKX

Check

BSECT20B.TBLMSTRAN.CK_AMTRAKX

Description: Amtrak amount is greater than the total amount

Inherited Universe:

Universe: (AMTRAKX greater than TRANAMTX) AND AMTRAKX <> DK AND
AMTRAKX <> RF AND TRANAMTX <> DK and TRANAMTX <> RF

Universe Description: Amtrak amount is greater than the total amount

Text: * [Amtrak amount cannot be more than the total amount.](#)
[Please verify](#)

Check Instructions:

Type: Hard

Skip Instructions: Go back to AMTRAKX

Field

TRANSUB
BSECT20B.TBLMSTRAN.TRANSUB

Description: Did you receive transit subsidy?

Form Pane Label: Subsidy

SAS Name: TRANSUB

Tag Name: TRANSUB

Inherited Universe:

Universe: MEMBNO = any entry in TRANSIT

Universe Description: Had a monthly expense to use mass transportation to work

Question Text: Did ^YouName receive a transit subsidy?

Fills: YouName

Instructions: If RESPLINE = MEMBNO then fill "you" Else fill ^Name

Fills: Name

Instructions: Fill: Name

Type: Enumerated

Length: 1

Answer List: TYesNo

Value:	Mnemonic:	Description:
1	Yes	Yes
2	No	No

- Don't Know
- Refuse
- Empty

- On Input
- On Output

Array:

Skip Instructions: 1: Goto TRANSUBX

2,DK,RF: IF no more persons, exit block and goto S20B_END
ELSE goto TRANAMTX for the next person

Instrument SAS Name: TRANSUB

Destination Data Set: EXPBMT

Field

TRANSUBX
BSECT20B.TBLMSTRAN.TRANSUBX

Description: Expense for monthly transit subsidy

Form Pane Label: Subsidy Amount

SAS Name: TRANSUBX

Tag Name: TRANSUBX

Inherited Universe:

Universe: TRANSUB = 1

Universe Description: Yes, received a transit subsidy

Question Text: What is the usual monthly amount?

Type: Integer

Length: 5

Min: 0

Max: 9999

Don't Know

Refuse

Empty

On Input

On Output

Store Instructions: IF TRANSUBX = DK or RF or ERR1 edit passed then
Set TRAN_UBX = EMPTY

Array:

Special Instructions: Display a \$ and comma, as needed, in the entry field.

Skip Instructions: 0-9999: IF entry greater than 250 then goto ERR1_TRANSUBX
ELSEIF no more persons, exit block and goto S20B_END
ELSE goto TRANAMTX for the next person

DK,RF: IF no more persons, exit block and goto S20B_END
ELSE goto TRANAMTX for the next person

Instrument SAS Name: TRANSUBX

Destination Data Set: EXPBMT

Check

ERR1_TRANSUBX
BSECT20B.TBLMSTRAN.ERR1_TRANSUBX

Description: Out of Range Check

Inherited Universe:

Universe: (TRANSUBX greater than 250) AND
(TRANSUBX <> DK and TRANSUBX <> RF)

Universe Description: Amount received for transit subsidy is less than \$5 or greater than \$200

Text: * THE VALUE ENTERED IS UNUSUALLY HIGH OR LOW

PLEASE VERIFY AND IF CORRECT, ENTER ITEM LEVEL NOTE

Check Instructions: IF suppressed then set TRAN_UBX = A1

Type: Soft

Skip Instructions: Suppress: IF no more persons, exit block and goto S20B_END
ELSE goto TRANAMTX for the next person

All others, go back to TRANSUBX

TRAN_MTX

Field

BSECT20B.TBLMSTRAN.TRAN_MTX

Description: Range edit flag for TRANAMTX

Form Pane Label:

SAS Name: TRAN_MTX

Tag Name:

Inherited Universe:

Universe:

Universe Description:

Question Text:

Type: String

Length: 2

- Don't Know
- Refuse
- Empty

- On Input
- On Output

Array:

Special Instructions: NOTE: See ERR1_TRANAMTX for how to set this field

Valid Values: A1 = Range edit failed
(ERR1 check was suppressed)

Blank = Range edit passed

Instrument SAS Name: TRAN_MTX

Destination Data Set: EXPBMT

Field

TRAN_UBX
BSECT20B.TBLMSTRAN.TRAN_UBX

Description: Range Edit Flag for TRANSUBX

Form Pane Label:

SAS Name: TRAN_UBX

Tag Name:

Inherited Universe:

Universe:

Universe Description:

Question Text:

Type: String

Length: 2

- Don't Know
- Refuse
- Empty

- On Input
- On Output

Array:

Special Instructions: NOTE: See ERR1_TRANSUBX and TRANSUBX for how to set this field

Valid Values: A1 = Range edit failed
(ERR1 check was suppressed)

Blank = Range edit passed

Instrument SAS Name: TRAN_UBX

Destination Data Set: EXPBMT

S20B_END
BSECT20B.S20B_END

Field

Description:

Form Pane Label:

SAS Name:

Tag Name:

Inherited Universe:

Universe: MASSTRAN = 1, 2, DK or RF

Universe Description: All Interviews

Question Text:

Type: Classification

Length: 0

- Don't Know
- Refuse
- Empty

- On Input
- On Output

Store Instructions: IF (MASSTRAN = 2, DK or RF) OR (TRANSIT = DK or RF) OR (TRANSUB[of last eligible person] = 2, DK or RF)
OR (TRANSUBX[of last eligible person] = 0-9999, DK or RF)
THEN Set XPB_STAT = 1
Set XPB_ORIG = 1
Set S20B_END = 1

Array:

Skip Instructions: Exit block and goto 20C

Field

LNDRYX_
BSECT20B.LNDRYX_

Description: Range edit flag for LNDRYX

Form Pane Label:

SAS Name: LNDRYX_

Tag Name:

Inherited Universe:

Universe:

Universe Description:

Question Text:

Type: String

Length: 2

- Don't Know
- Refuse
- Empty

- On Input
- On Output

Array:

Special Instructions: NOTE: See ERR1_LNDRYX and LNDRYX for how to set this field

Valid Values: A1 = Range edit failed
(ERR1 check was suppressed)

Blank = Range edit passed

Instrument SAS Name: LNDRYX_

Destination Data Set: EXPB

OTHL_DRX
BSECT20B.OTHL_DRX

Field

Description: Range edit flag for OTHLNDRX

Form Pane Label:

SAS Name: OTHL_DRX

Tag Name:

Inherited Universe:

Universe:

Universe Description:

Question Text:

Type: String

Length: 2

- Don't Know
- Refuse
- Empty

- On Input
- On Output

Array:

Special Instructions: NOTE: See ERR1_OTHLNDRX and OTHLNDRX for how to set this field

Valid Values: A1 = Range edit failed
(ERR1 check was suppressed)

Blank = Range edit passed

Instrument SAS Name: OTHL_DRX

Destination Data Set: EXPB

Field

DRYCLNX_
BSECT20B.DRYCLNX_

Description: Range edit flag for DRYCLNX

Form Pane Label:

SAS Name: DRYCLNX_

Tag Name:

Inherited Universe:

Universe:

Universe Description:

Question Text:

Type: String

Length: 2

- Don't Know
- Refuse
- Empty

- On Input
- On Output

Array:

Special Instructions: NOTE: See ERR1_DRYCLNX and DRYCLNX for how to set this field

Valid Values: A1 = Range edit failed
(ERR1 check was suppressed)

Blank = Range edit passed

Instrument SAS Name: DRYCLNX_

Destination Data Set: EXPB

OTHD_LNX
BSECT20B.OTHD_LNX

Field

Description: Range edit flag for OTHDCLNX

Form Pane Label:

SAS Name: OTHD_LNX

Tag Name:

Inherited Universe:

Universe:

Universe Description:

Question Text:

Type: String

Length: 2

- Don't Know
- Refuse
- Empty

- On Input
- On Output

Array:

Special Instructions: NOTE: See ERR1_OTHDCLNX and OTHDCLNX for how to set this field

Valid Values: A1 = Range edit failed
(ERR1 check was suppressed)

Blank = Range edit passed

Instrument SAS Name: OTHD_LNX

Destination Data Set: EXPB

Field

SALONX_
BSECT20B.SALONX_

Description: Range edit flag for SALONX

Form Pane Label:

SAS Name: SALONX_

Tag Name:

Inherited Universe:

Universe:

Universe Description:

Question Text:

Type: String

Length: 2

- Don't Know
- Refuse
- Empty

- On Input
- On Output

Array:

Special Instructions: NOTE: See ERR1_SALONX and SALONX for how to set this field

Valid Values: A1 = Range edit failed
(ERR1 check was suppressed)

Blank = Range edit passed

Instrument SAS Name: SALONX_

Destination Data Set: EXPB

WIGSX_
BSECT20B.WIGSX_

Field

Description: Range edit flag for WIGSX

Form Pane Label:

SAS Name: WIGSX_

Tag Name:

Inherited Universe:

Universe:

Universe Description:

Question Text:

Type: String

Length: 2

- Don't Know
- Refuse
- Empty

- On Input
- On Output

Array:

Special Instructions: NOTE: See ERR1_WIGSX and WIGSX for how to set this field

Valid Values: A1 = Range edit failed
(ERR1 check was suppressed)

Blank = Range edit passed

Instrument SAS Name: WIGSX_

Destination Data Set: EXPB

Field

SAFD_STX
BSECT20B.SAFD_STX

Description: Range edit flag for SAFDPSTX

Form Pane Label:

SAS Name: SAFD_STX

Tag Name:

Inherited Universe:

Universe:

Universe Description:

Question Text:

Type: String

Length: 2

- Don't Know
- Refuse
- Empty

- On Input
- On Output

Array:

Special Instructions: NOTE: See ERR1_SAFEDPSTX and SAFEDPSTX for how to set this field

Valid Values: A1 = Range edit failed
(ERR1 check was suppressed)

Blank = Range edit passed

Instrument SAS Name: SAFD_STX

Destination Data Set: EXPB

BANKMOX_
BSECT20B.BANKMOX_

Field

Description: Range edit flag for BANKMOX

Form Pane Label:

SAS Name: BANKMOX_

Tag Name:

Inherited Universe:

Universe:

Universe Description:

Question Text:

Type: String

Length: 2

- Don't Know
- Refuse
- Empty

- On Input
- On Output

Array:

Special Instructions: NOTE: See ERR1_BANKMOX and BANKMOX for how to set this field

Valid Values: A1 = Range edit failed
(ERR1 check was suppressed)

Blank = Range edit passed

Instrument SAS Name: BANKMOX_

Destination Data Set: EXPB

Field

TXLIMX_
BSECT20B.TXLIMX_

Description: Range edit flag for TXLIMX

Form Pane Label:

SAS Name: TXLIMX_

Tag Name:

Inherited Universe:

Universe:

Universe Description:

Question Text:

Type: String

Length: 2

- Don't Know
- Refuse
- Empty

- On Input
- On Output

Array:

Special Instructions: NOTE: See ERR1_TXLIMX and TXLIMX for how to set this field

Valid Values: A1 = Range edit failed
(ERR1 check was suppressed)

Blank = Range edit passed

Instrument SAS Name: TXLIMX_

Destination Data Set: EXPB

XPB_STAT
BSECT20B.XPB_STAT

Field

Description: Record status

Form Pane Label:

SAS Name: REC_STAT

Tag Name:

Inherited Universe:

Universe:

Universe Description:

Question Text:

Type: String

Length: 1

- Don't Know
- Refuse
- Empty

- On Input
- On Output

Array:

Special Instructions: NOTE: See S20B_END for how to set this field

Valid Values: 1 = Active Record

Instrument SAS Name: XPB_STAT

Destination Data Set: EXPB

Field

XPB_ORIG
BSECT20B.XPB_ORIG

Description: Record origin

Form Pane Label:

SAS Name: REC_ORIG

Tag Name:

Inherited Universe:

Universe:

Universe Description:

Question Text:

Type: String

Length: 1

- Don't Know
- Refuse
- Empty

- On Input
- On Output

Array:

Special Instructions: NOTE: See S20B_END for how to set this field

Valid Values: 1 = Data from current month interview

Instrument SAS Name: XPB_ORIG

Destination Data Set: EXPB

BSECT20C

BSECT20C

Block

Description: Extended Recall (Last Purchased) Section

Tab Name:

Fly Over Name:

Universe Type: If

Inherited Universe:

Universe:

Universe Description:

Array:

- Block Instructions:**
1. Section Label: Section 20, Part C - Extended Recall
 2. IF RT10.POPGRP = EMPTY then set S20C_Complete = 1
 3. Set Ask flags to 2 - No
FOR I:= 1 TO 41 DO
 Ask_A[I] := No
 Ask_E[I] := No
 Ask_G[I] := No
 Ask_H[I] := No
 Ask_M[I] := No
 Ask_R[I] := No
 Ask_T[I] := No
ENDDO

Ask_F54 := No
S20C_Complete := No

Field

POP1_AskFlags
BSECT20C.POP1_AskFlags

Description: Set PopGrp 1 "Ask" flags

Form Pane Label:

SAS Name:

Tag Name:

Inherited Universe:

Universe:

Universe Description:

Question Text:

Type: Classification

Length: 0

- Don't Know
- Refuse
- Empty

- On Input
- On Output

Store Instructions: Set question eligibility flags

```
IF (RT10.POPGRP = 1 or 01) and SECTCOMP[5] = 1 and  
SECTCOMP[6] = 1 and SECTCOMP[7] = 1 and SECTCOMP[8] = 1  
and SECTCOMP[10] = 1 and SECTCOMP[16] = 1 and  
SECTCOMP[19] = 1 THEN:
```

```
IF BSEC6PT.LP6B_Flag[12] = no and  
BSection16.LP16_Flag[24] = no then  
set Ask_R[22] = 1  
ENDIF
```

```
IF BSEC6PT.LP6B_Flag[35] = no and  
BSEC6PT.LP6B_Flag[36] = no and  
BSect19.LP19A_Flag[14] = no and  
BSect19.LP19A_Flag[15] = no then  
set Ask_R[21] = 1  
ENDIF
```

IF BSEC6PT.LP6B_Flag[18] = no then set Ask_H[29] = 1
ENDIF

IF BSect5.LP5_Flag[8] = no or BSect5.LP5trnt_Flag = yes
then set Ask_H[27] = 1
ENDIF

IF BSEC6PT.LP6B_Flag[29] = no and
BSEC6PT.LP6B_Flag[30] = no then
set Ask_R[16] = 1
ENDIF

IF BSEC6PT.LP6B_Flag[27] = no and
BSEC6PT.LP6B_Flag[28] = no and
BSEC6PT.LP6B_Flag[31] = no and
BSEC6PT.LP6B_Flag[32] = no and
BSEC6PT.LP6B_Flag[37] = no and
LP8A_Flag[4] = no then
set Ask_R[15] = 1
ENDIF

IF BSect5.LP5_Flag[3] = no and BSect5.LP5_Flag[4] = no and
BSect5.LP5_Flag[8] = no and BSect5.LP5_Flag[9] = no and
BSect5.LP5_Flag[10] = no and BSect5.LP5_Flag[11] = no
and BSect5.LP5_Flag[12] = no and
BSect5.LP5_Flag[13] = no and BSect5.LP5_Flag[17] = no
and BSect5.LP5_Flag[19] = no then
set Ask_H[40] = 1
ENDIF

IF BSect7.LP7_Flag[1] = no and BSect7.LP7_Flag[2] = no
then set Ask_H[38] = 1
ENDIF

IF BSEC6PT.LP6B_Flag[17] = no then set Ask_H[28] = 1
ENDIF

IF BSEC6PT.LP6B_Flag[34] = no then set Ask_R[14] = 1
ENDIF

IF BSect8.BlkSect08_Furniture.REPFURN = 2 then
set Ask_H[39] = 1
ENDIF

IF BSEC6PT.LP6B_Flag[33] = no and
BSect10.LP10_Flag[5] = no and
BSect10.LP10_Flag[9] = no then set Ask_R[12] = 1

```
ENDIF

IF BSect10.LP10_Flag[3] = no and
  BSect10.LP10_Flag[6] = no and
  BSect10.LP10_Flag[7] = no then set Ask_R[13] = 1
ENDIF
ENDIF
```

Array:

BLP_POPGRP1
BSECT20C.BLP_POPGRP1

Block

Description: Extended Recall Questions for Pop Group 1

Tab Name:
Fly Over Name:
Universe Type: If

Inherited Universe:

Universe: (RT10.POPGRP = 1 or 01) and SECTCOMP[5] = 1 and
SECTCOMP[6] = 1 and SECTCOMP[7] = 1 and SECTCOMP[8] = 1
and SECTCOMP[10] = 1 and SECTCOMP[16] = 1 and
SECTCOMP[19] = 1

Universe Description: Pop group is 1 and sections 5, 6, 7, 8, 10, 16 and 19 are complete

Array:

Block Instructions:

Field

PGRP1_INTRO
BSECT20C.BLP_POPGRP1.PGRP1_INTRO

Description: Introduction

Form Pane Label: Intro

SAS Name:

Tag Name: PGRP1_INTRO

Inherited Universe:

Universe: Ask_R[22] = yes OR Ask_R[21] = yes OR Ask_H[29] = yes OR
Ask_H[27] = yes OR Ask_R[16] = yes OR Ask_R[15] = yes OR
Ask_H[40] = yes OR Ask_H[38] = yes OR Ask_H[28] = yes OR
Ask_R[14] = yes OR Ask_H[39] = yes OR Ask_R[12] = yes OR
Ask_R[13] = yes

Universe Description:

Question Text: The next few questions are about expenses made by ^YOU_ANYONE during the last five years, that is, as far back as ^FiveYears. We have used the responses that you've already given us to shorten this part of the interview, so I'll only be asking you about expenses that you told me that you did not have in the last three months.

Fills: YOU_ANYONE

Instructions: IF NUMHOUSE = 1 then fill "you"
ELSE fill "you or anyone in your household"

Fills: FiveYears

Instructions: Set FiveYears = Current Year minus 5 years

Type: Enumerated

Length: 1

Answer List: TContinue

Value:	Mnemonic:	Description:
1	Continue	Enter 1 to Continue

- Don't Know
- Refuse
- Empty

- On Input
- On Output

Array:

Skip Instructions: IF Ask_R[22] = 1 then goto PSCATR22
ELSEIF Ask_R[21] = 1 then goto PSCATR21
ELSEIF Ask_H[29] = 1 then goto PSCATH29
ELSEIF Ask_H[27] = 1 then goto PSCATH27
ELSEIF Ask_R[16] = 1 then goto PSCATR16
ELSEIF Ask_R[15] = 1 then goto PSCATR15
ELSEIF Ask_H[40] = 1 then goto PSCATH40
ELSEIF Ask_H[38] = 1 then goto PSCATH38
ELSEIF Ask_H[28] = 1 then goto PSCATH28
ELSEIF Ask_R[14] = 1 then goto PSCATR14
ELSEIF Ask_H[39] = 1 then goto PSCATH39
ELSEIF Ask_R[12] = 1 then goto PSCATR12
ELSEIF Ask_R[13] = 1 then goto PSCATR13
ELSE goto END_POPGRP1

Instrument SAS Name: PGRP1_INTRO

Field

PSCATR22

BSECT20C.BLP_POPGRP1.PSCATR22

Description: Purchased video games in last 6 months

Form Pane Label: Video Games

SAS Name: PSCATR22

Tag Name: PSCATR22

Inherited Universe:

Universe: Ask_R[22] = yes

Universe Description: Video games was not selected in 6B or 17

Question Text: Now, please think about the last six months, since the first of ^SixMonthsAgo have ^YOU_ANYONE purchased any video game hardware, games, or accessories?

Fills: SixMonthsAgo

Instructions: IF CUR_MONTHNUM = 01 then fill "July YEAR minus 1 year"
ELSEIF CUR_MONTHNUM = 02 then fill "August YEAR minus 1 year"
ELSEIF CUR_MONTHNUM = 03 then fill "September YEAR minus 1 year"
ELSEIF CUR_MONTHNUM = 04 then fill "October YEAR minus 1 year"
ELSEIF CUR_MONTHNUM = 05 then fill "November YEAR minus 1 year"
ELSEIF CUR_MONTHNUM = 06 then fill "December YEAR minus 1 year"
ELSEIF CUR_MONTHNUM = 07 then fill "January YEAR"
ELSEIF CUR_MONTHNUM = 08 then fill "February YEAR"
ELSEIF CUR_MONTHNUM = 09 then fill "March YEAR"
ELSEIF CUR_MONTHNUM = 10 then fill "April YEAR"
ELSEIF CUR_MONTHNUM = 11 then fill "May YEAR"
ELSEIF CUR_MONTHNUM = 12 then fill "June YEAR"

Fills: YOU_ANYONE

Instructions: IF NUMHOUSE = 1 then fill "you"
ELSE fill "you or anyone in your household"

Type: Enumerated

Length: 1

Answer List: TYesNo

Value:	Mnemonic:	Description:
1	Yes	Yes
2	No	No

- Don't Know
- Refuse
- Empty

- On Input
- On Output

Array:

Skip Instructions: 1: Goto R22_COST

```
2,DK,RF: IF Ask_R[21] = 1 then goto PSCATR21
        ELSEIF Ask_H[29] = 1 then goto PSCATH29
        ELSEIF Ask_H[27] = 1 then goto PSCATH27
        ELSEIF Ask_R[16] = 1 then goto PSCATR16
        ELSEIF Ask_R[15] = 1 then goto PSCATR15
        ELSEIF Ask_H[40] = 1 then goto PSCATH40
        ELSEIF Ask_H[38] = 1 then goto PSCATH38
        ELSEIF Ask_H[28] = 1 then goto PSCATH28
        ELSEIF Ask_R[14] = 1 then goto PSCATR14
        ELSEIF Ask_H[39] = 1 then goto PSCATH39
        ELSEIF Ask_R[12] = 1 then goto PSCATR12
        ELSEIF Ask_R[13] = 1 then goto PSCATR13
        ELSE goto END_POPGRP1
```

Instrument SAS Name: PSCATR22

Destination Data Set: POP1

Field

R22_COST
BSECT20C.BLP_POPGRP1.R22_COST

Description: Purchase price

Form Pane Label: Cost

SAS Name: R22_COST

Tag Name: R22_COST

Inherited Universe:

Universe: PSCATR22 = 1

Universe Description: HH did purchase video games in the last 6 months

Question Text: In the last **SIX MONTHS**, how much did ^YOU_YRCU spend on your last purchase of video game hardware, games, or accessories?

Fills: YOU_YRCU

Instructions: IF NUMHOUSE = 1 then fill "you"
ELSE fill "your household"

Type: Integer

Length: 7

Min: 1

Max: 999999

Don't Know

Refuse

Empty

On Input

On Output

Array:

Special Instructions: Display a \$ and comma in the entry field

Skip Instructions: IF ENTRY lt 8 or gt 450 then goto ERR1_R22COST

ELSE goto R22STORE

Instrument SAS Name: R22_COST

Destination Data Set: POP1

ERR1_R22COST

Check

BSECT20C.BLP_POPGRP1.ERR1_R22COST

Description: Out of Range Check

Inherited Universe:

Universe: (R22_COST lt 8 or R22_COST gt 450) AND R22_COST <> DK AND R22_COST <>
RF

Universe Description:

Text: * THE VALUE ENTERED IS UNUSUALLY HIGH OR LOW

PLEASE VERIFY AND IF CORRECT, ENTER ITEM LEVEL NOTE

Check Instructions:

Type: Soft

Skip Instructions: Suppress: Goto R22STORE

All others, go back to R22_COST

Field

R22STORE
BSECT20C.BLP_POPGRP1.R22STORE

Description: Where Purchased

Form Pane Label: Business

SAS Name: R22STORE

Tag Name: R22STORE

Inherited Universe:

Universe: PSCATR22 = 1

Universe Description: HH did purchase video games in the last 6 months

Question Text: What is the name of the business where this was last purchased?

✦ Enter store, website, or company name

Type: String

Length: 45

Don't Know
 Refuse
 Empty

On Input
 On Output

Array:

Special Instructions: IF uppercase entry contains ".COM" then set R22PURCH = 1
and "keep" and "Show"

Skip Instructions: IF uppercase entry does not contains ".COM" and is not a DK
or RF then goto R22PURCH

ELSEIF Ask_R[21] = 1 then goto PSCATR21
ELSEIF Ask_H[29] = 1 then goto PSCATH29
ELSEIF Ask_H[27] = 1 then goto PSCATH27
ELSEIF Ask_R[16] = 1 then goto PSCATR16
ELSEIF Ask_R[15] = 1 then goto PSCATR15
ELSEIF Ask_H[40] = 1 then goto PSCATH40
ELSEIF Ask_H[38] = 1 then goto PSCATH38
ELSEIF Ask_H[28] = 1 then goto PSCATH28
ELSEIF Ask_R[14] = 1 then goto PSCATR14

```
ELSEIF Ask_H[39] = 1 then goto PSCATH39  
ELSEIF Ask_R[12] = 1 then goto PSCATR12  
ELSEIF Ask_R[13] = 1 then goto PSCATR13  
ELSE goto END_POPGRP1
```

Instrument SAS Name: R22STORE

Destination Data Set: POP1

Field

R22PURCH
BSECT20C.BLP_POPGRP1.R22PURCH

Description: Purchased Online or in person

Form Pane Label: Online

SAS Name: R22PURCH

Tag Name: R22PURCH

Inherited Universe:

Universe: R22STORE = RESPONSE and
(Uppercase entry in R22STORE does not contain ".COM")

Universe Description: Business name is not DK, RF or .COM

Question Text: Was this paid for -

Type: Enumerated

Length: 1

Answer List: Tonline

Value:	Mnemonic:	Description:
1	Online	Online?
2	InPerson	In person?
3	MailTel	By mail or telephone order?
4	Other	Other

- Don't Know
- Refuse
- Empty

- On Input
- On Output

Array:

Special Instructions: Answer list descriptions for options 1-3 should be bold black

Skip Instructions: 1,3,4,DK,RF: IF Ask_R[21] = 1 then goto PSCATR21
ELSEIF Ask_H[29] = 1 then goto PSCATH29
ELSEIF Ask_H[27] = 1 then goto PSCATH27
ELSEIF Ask_R[16] = 1 then goto PSCATR16
ELSEIF Ask_R[15] = 1 then goto PSCATR15

```
ELSEIF Ask_H[40] = 1 then goto PSCATH40  
ELSEIF Ask_H[38] = 1 then goto PSCATH38  
ELSEIF Ask_H[28] = 1 then goto PSCATH28  
ELSEIF Ask_R[14] = 1 then goto PSCATR14  
ELSEIF Ask_H[39] = 1 then goto PSCATH39  
ELSEIF Ask_R[12] = 1 then goto PSCATR12  
ELSEIF Ask_R[13] = 1 then goto PSCATR13  
ELSE goto END_POPGRP1
```

2: Goto R22LOC

Instrument SAS Name: R22PURCH

Destination Data Set: POP1

Field

R22LOC
BSECT20C.BLP_POPGRP1.R22LOC

Description: Purchase location - City

Form Pane Label: Location - City

SAS Name: R22LOC

Tag Name: R22LOC

Inherited Universe:

Universe: R22PURCH = 2

Universe Description: Purchased in person

Question Text: In what city is ^R22STORE_Fill located?

Fills: R22STORE_Fill

Instructions: Fill entry in R22STORE

Type: String

Length: 45

Don't Know
 Refuse
 Empty

On Input
 On Output

Array:

Skip Instructions: Goto R22LOCST

Instrument SAS Name: R22LOC

Destination Data Set: POP1

R22LOCST

Field

BSECT20C.BLP_POPGRP1.R22LOCST

Description: Purchase location - State

Form Pane Label: State

SAS Name: R22LOCST

Tag Name: R22LOCST

Inherited Universe:

Universe: R22PURCH = 2

Universe Description:

Help Screen: H_DESTCODE

Question Text: ? [F1]

In what state is ^R22STORE_Fill located?

[Enter the two character state abbreviation](#)

Fills: R22STORE_Fill

Instructions: Fill entry in R22STORE

Type: String

Length: 2

- Don't Know
- Refuse
- Empty

- On Input
- On Output

Array:

Special Instructions: Use answer type TState - STRING[2], display width 4

Skip Instructions: IF entry is not a valid state abbreviation then
goto CK_R22LOCST

ELSEIF Ask_R[21] = 1 then goto PSCATR21
ELSEIF Ask_H[29] = 1 then goto PSCATH29
ELSEIF Ask_H[27] = 1 then goto PSCATH27

```
ELSEIF Ask_R[16] = 1 then goto PSCATR16  
ELSEIF Ask_R[15] = 1 then goto PSCATR15  
ELSEIF Ask_H[40] = 1 then goto PSCATH40  
ELSEIF Ask_H[38] = 1 then goto PSCATH38  
ELSEIF Ask_H[28] = 1 then goto PSCATH28  
ELSEIF Ask_R[14] = 1 then goto PSCATR14  
ELSEIF Ask_H[39] = 1 then goto PSCATH39  
ELSEIF Ask_R[12] = 1 then goto PSCATR12  
ELSEIF Ask_R[13] = 1 then goto PSCATR13  
ELSE goto END_POPGRP1
```

Instrument SAS Name: R22LOCST

Destination Data Set: POP1

CK_R22LOCST

Check

BSECT20C.BLP_POPGRP1.CK_R22LOCST

Description: Not a valid state abbreviation

Inherited Universe:

Universe: (Entry in R22LOCST is not a valid state abbreviation) AND R22LOCST <> DK AND R22LOCST <> RF

Universe Description: State abbreviation entered is not valid

Text: * [Not a valid state abbreviation](#)

Check Instructions:

Type: Hard

Skip Instructions: Go back to R22LOCST

Field

PSCATR21

BSECT20C.BLP_POPGRP1.PSCATR21

Description: Purchased toys, games, hobby supplies, etc in last 6 months

Form Pane Label: Toys or Games

SAS Name: PSCATR21

Tag Name: PSCATR21

Inherited Universe:

Universe: Ask_R[21] = yes

Universe Description: Toys, games, hobby supplies or playground equipment was not selected in 6B or 17

Question Text: ^PSCATR21Intro_Fill have ^YOU_ANYONE purchased any toys, games, hobby supplies, or playground equipment, excluding video games?

Fills: PSCATR21Intro_Fill

Instructions: If PSCATR22 = EMPTY then fill "Now, please think about the last six months, since the first of ^SixMonthsAgo"
ELSE fill "In the last SIX MONTHS,"

Fills: SixMonthsAgo

Instructions: IF CUR_MONTHNUM = 01 then fill "July YEAR minus 1 year"
ELSEIF CUR_MONTHNUM = 02 then fill "August YEAR minus 1 year"
ELSEIF CUR_MONTHNUM = 03 then fill "September YEAR minus 1 year"
ELSEIF CUR_MONTHNUM = 04 then fill "October YEAR minus 1 year"
ELSEIF CUR_MONTHNUM = 05 then fill "November YEAR minus 1 year"
ELSEIF CUR_MONTHNUM = 06 then fill "December YEAR minus 1 year"
ELSEIF CUR_MONTHNUM = 07 then fill "January YEAR"
ELSEIF CUR_MONTHNUM = 08 then fill "February YEAR"
ELSEIF CUR_MONTHNUM = 09 then fill "March YEAR"
ELSEIF CUR_MONTHNUM = 10 then fill "April YEAR"
ELSEIF CUR_MONTHNUM = 11 then fill "May YEAR"
ELSEIF CUR_MONTHNUM = 12 then fill "June YEAR"

Fills: YOU_ANYONE

Instructions: IF NUMHOUSE = 1 then fill "you"
ELSE fill "you or anyone in your household"

Type: Enumerated

Length: 1

Answer List: TYesNo

Value:	Mnemonic:	Description:
1	Yes	Yes
2	No	No

- Don't Know
- Refuse
- Empty

- On Input
- On Output

Array:

Skip Instructions: 1: Goto R21_COST

```
2,DK,RF: IF Ask_H[29] = 1 then goto PSCATH29
          ELSEIF Ask_H[27] = 1 then goto PSCATH27
          ELSEIF Ask_R[16] = 1 then goto PSCATR16
          ELSEIF Ask_R[15] = 1 then goto PSCATR15
          ELSEIF Ask_H[40] = 1 then goto PSCATH40
          ELSEIF Ask_H[38] = 1 then goto PSCATH38
          ELSEIF Ask_H[28] = 1 then goto PSCATH28
          ELSEIF Ask_R[14] = 1 then goto PSCATR14
          ELSEIF Ask_H[39] = 1 then goto PSCATH39
          ELSEIF Ask_R[12] = 1 then goto PSCATR12
          ELSEIF Ask_R[13] = 1 then goto PSCATR13
          ELSE goto END_POPGRP1
```

Instrument SAS Name: PSCATR21

Destination Data Set: POP1

Field

R21_COST
BSECT20C.BLP_POPGRP1.R21_COST

Description: Purchase price

Form Pane Label: Cost

SAS Name: R21_COST

Tag Name: R21_COST

Inherited Universe:

Universe: PSCATR21 = 1

Universe Description: HH did purchase toys, games, hobby supplies or playground equipment in the last 6 months

Question Text: In the last SIX MONTHS, how much did ^YOU_YRCU spend on your last purchase of toys, games, hobby supplies, or playground equipment?

Fills: YOU_YRCU

Instructions: IF NUMHOUSE = 1 then fill "you"
ELSE fill "your household"

Type: Integer

Length: 7

Min: 1

Max: 999999

Don't Know
 Refuse
 Empty

On Input
 On Output

Array:

Special Instructions: Display a \$ and comma in the entry field

Skip Instructions: IF ENTRY lt 5 or gt 1200 then goto ERR1_R21COST

ELSE goto R21STORE

Instrument SAS Name: R21_COST

Destination Data Set: POP1

Check

ERR1_R21COST
BSECT20C.BLP_POPGRP1.ERR1_R21COST

Description: Out of Range Check

Inherited Universe:

Universe: (R21_COST lt 5 or R21_COST gt 1200) AND R21_COST <> DK AND R21_COST <>
RF

Universe Description:

Text: * THE VALUE ENTERED IS UNUSUALLY HIGH OR LOW

PLEASE VERIFY AND IF CORRECT, ENTER ITEM LEVEL NOTE

Check Instructions:

Type: Soft

Skip Instructions: Suppress: Goto R21STORE

All others, go back to R21_COST

R21STORE

Field

BSECT20C.BLP_POPGRP1.R21STORE

Description: Where Purchased

Form Pane Label: Business

SAS Name: R21STORE

Tag Name: R21STORE

Inherited Universe:

Universe: PSCATR21 = 1

Universe Description: HH did purchase toys, games, hobby supplies or playground equipment in the last 6 months

Question Text: What is the name of the business where this was last purchased?

✦ [Enter store, website, or company name](#)

Type: String

Length: 45

Don't Know
 Refuse
 Empty

On Input
 On Output

Array:

Special Instructions: IF uppercase entry contains ".COM" then set R21PURCH = 1 and "keep" and "Show"

Skip Instructions: IF uppercase entry does not contains ".COM" and is not a DK or RF then goto R21PURCH

```
ELSEIF Ask_H[29] = 1 then goto PSCATH29  
ELSEIF Ask_H[27] = 1 then goto PSCATH27  
ELSEIF Ask_R[16] = 1 then goto PSCATR16  
ELSEIF Ask_R[15] = 1 then goto PSCATR15  
ELSEIF Ask_H[40] = 1 then goto PSCATH40  
ELSEIF Ask_H[38] = 1 then goto PSCATH38  
ELSEIF Ask_H[28] = 1 then goto PSCATH28  
ELSEIF Ask_R[14] = 1 then goto PSCATR14
```

```
ELSEIF Ask_H[39] = 1 then goto PSCATH39  
ELSEIF Ask_R[12] = 1 then goto PSCATR12  
ELSEIF Ask_R[13] = 1 then goto PSCATR13  
ELSE goto END_POPGRP1
```

Instrument SAS Name: R21STORE

Destination Data Set: POP1

R21PURCH

Field

BSECT20C.BLP_POPGRP1.R21PURCH

Description: Purchased Online or in person

Form Pane Label: Online

SAS Name: R21PURCH

Tag Name: R21PURCH

Inherited Universe:

Universe: R21STORE = RESPONSE and
(Uppercase entry in R21STORE does not contain ".COM")

Universe Description: Business name is not DK, RF or .COM

Question Text: Was this paid for -

Type: Enumerated

Length: 1

Answer List: Tonline

Value:	Mnemonic:	Description:
1	Online	Online?
2	InPerson	In person?
3	MailTel	By mail or telephone order?
4	Other	Other

- Don't Know
- Refuse
- Empty

- On Input
- On Output

Array:

Special Instructions: Answer list descriptions for options 1-3 should be bold black

Skip Instructions: 1,3,4,DK,RF: IF Ask_H[29] = 1 then goto PSCATH29
ELSEIF Ask_H[27] = 1 then goto PSCATH27
ELSEIF Ask_R[16] = 1 then goto PSCATR16
ELSEIF Ask_R[15] = 1 then goto PSCATR15
ELSEIF Ask_H[40] = 1 then goto PSCATH40

```
ELSEIF Ask_H[38] = 1 then goto PSCATH38  
ELSEIF Ask_H[28] = 1 then goto PSCATH28  
ELSEIF Ask_R[14] = 1 then goto PSCATR14  
ELSEIF Ask_H[39] = 1 then goto PSCATH39  
ELSEIF Ask_R[12] = 1 then goto PSCATR12  
ELSEIF Ask_R[13] = 1 then goto PSCATR13  
ELSE goto END_POPGRP1
```

2: Goto R21LOC

Instrument SAS Name: R21PURCH

Destination Data Set: POP1

R21LOC

Field

BSECT20C.BLP_POPGRP1.R21LOC

Description: Purchase location - City

Form Pane Label: Location - City

SAS Name: R21LOC

Tag Name: R21LOC

Inherited Universe:

Universe: R21PURCH = 2

Universe Description: Purchased in person

Question Text: In what city is ^R21STORE_Fill located?

Fills: R21STORE_Fill

Instructions: Fill entry in R21STORE

Type: String

Length: 45

- Don't Know
- Refuse
- Empty

- On Input
- On Output

Array:

Skip Instructions: Goto R21LOCST

Instrument SAS Name: R21LOC

Destination Data Set: POP1

Field

R21LOCST
BSECT20C.BLP_POPGRP1.R21LOCST

Description: Purchase location - State

Form Pane Label: State

SAS Name: R21LOCST

Tag Name: R21LOCST

Inherited Universe:

Universe: R21PURCH = 2

Universe Description:

Help Screen: H_DESTCODE

Question Text: ? [F1]

In what state is ^R21STORE_Fill located?

[Enter the two character state abbreviation](#)

Fills: R21STORE_Fill

Instructions: Fill entry in R21STORE

Type: String

Length: 2

- Don't Know
- Refuse
- Empty

- On Input
- On Output

Array:

Special Instructions: Use answer type TState - STRING[2], display width 4

Skip Instructions: IF entry is not a valid state abbreviation then
goto CK_R21LOCST

ELSEIF Ask_H[29] = 1 then goto PSCATH29

ELSEIF Ask_H[27] = 1 then goto PSCATH27

ELSEIF Ask_R[16] = 1 then goto PSCATR16

```
ELSEIF Ask_R[15] = 1 then goto PSCATR15  
ELSEIF Ask_H[40] = 1 then goto PSCATH40  
ELSEIF Ask_H[38] = 1 then goto PSCATH38  
ELSEIF Ask_H[28] = 1 then goto PSCATH28  
ELSEIF Ask_R[14] = 1 then goto PSCATR14  
ELSEIF Ask_H[39] = 1 then goto PSCATH39  
ELSEIF Ask_R[12] = 1 then goto PSCATR12  
ELSEIF Ask_R[13] = 1 then goto PSCATR13  
ELSE goto END_POPGRP1
```

Instrument SAS Name: R21LOCST

Destination Data Set: POP1

Check

CK_R21LOCST
BSECT20C.BLP_POPGRP1.CK_R21LOCST

Description: Not a valid state abbreviation

Inherited Universe:

Universe: (Entry in R21LOCST is not a valid state abbreviation) AND R21LOCST <> DK AND R21LOCST <> RF

Universe Description: State abbreviation entered is not valid

Text: * [Not a valid state abbreviation](#)

Check Instructions:

Type: Hard

Skip Instructions: Go back to R21LOCST

PSCATH29

Field

BSECT20C.BLP_POPGRP1.PSCATH29

Description: Purchased any non-powered tools or misc hardware in last 6 months

Form Pane Label: Nonpower Tools

SAS Name: PSCATH29

Tag Name: PSCATH29

Inherited Universe:

Universe: Ask_H[29] = yes

Universe Description: Non-power tools was not selected in 6B

Question Text: ^PSCATH29Intro_Fill have ^YOU_ANYONE purchased any nonpowered tools or miscellaneous hardware?

Fills: PSCATH29Intro_Fill

Instructions: If PSCATR22 = EMPTY AND PSCATR21 = EMPTY then fill "Now, please think about the last six months, since the first of ^SixMonthsAgo"
ELSE fill "In the last SIX MONTHS,"

Fills: SixMonthsAgo

Instructions: IF CUR_MONTHNUM = 01 then fill "July YEAR minus 1 year"
ELSEIF CUR_MONTHNUM = 02 then fill "August YEAR minus 1 year"
ELSEIF CUR_MONTHNUM = 03 then fill "September YEAR minus 1 year"
ELSEIF CUR_MONTHNUM = 04 then fill "October YEAR minus 1 year"
ELSEIF CUR_MONTHNUM = 05 then fill "November YEAR minus 1 year"
ELSEIF CUR_MONTHNUM = 06 then fill "December YEAR minus 1 year"
ELSEIF CUR_MONTHNUM = 07 then fill "January YEAR"
ELSEIF CUR_MONTHNUM = 08 then fill "February YEAR"
ELSEIF CUR_MONTHNUM = 09 then fill "March YEAR"
ELSEIF CUR_MONTHNUM = 10 then fill "April YEAR"
ELSEIF CUR_MONTHNUM = 11 then fill "May YEAR"
ELSEIF CUR_MONTHNUM = 12 then fill "June YEAR"

Fills: YOU_ANYONE

Instructions: IF NUMHOUSE = 1 then fill "you"
ELSE fill "you or anyone in your household"

Type: Enumerated

Length: 1

Answer List: TYesNo

Value:	Mnemonic:	Description:
1	Yes	Yes
2	No	No

- Don't Know
- Refuse
- Empty

- On Input
- On Output

Array:

Skip Instructions: 1: Goto H29_COST

```
2,DK,RF: IF Ask_H[27] = 1 then goto PSCATH27
          ELSEIF Ask_R[16] = 1 then goto PSCATR16
          ELSEIF Ask_R[15] = 1 then goto PSCATR15
          ELSEIF Ask_H[40] = 1 then goto PSCATH40
          ELSEIF Ask_H[38] = 1 then goto PSCATH38
          ELSEIF Ask_H[28] = 1 then goto PSCATH28
          ELSEIF Ask_R[14] = 1 then goto PSCATR14
          ELSEIF Ask_H[39] = 1 then goto PSCATH39
          ELSEIF Ask_R[12] = 1 then goto PSCATR12
          ELSEIF Ask_R[13] = 1 then goto PSCATR13
          ELSE goto END_POPGRP1
```

Instrument SAS Name: PSCATH29

Destination Data Set: POP1

H29_COST

Field

BSECT20C.BLP_POPGRP1.H29_COST

Description: Purchase price

Form Pane Label: Cost

SAS Name: H29_COST

Tag Name: H29_COST

Inherited Universe:

Universe: PSCATH29 = 1

Universe Description: HH did purchase non-powered tools in the last 6 months

Question Text: In the last **SIX MONTHS**, how much did ^YOU_YRCU spend on your last purchase of nonpowered tools or miscellaneous hardware?

Fills: YOU_YRCU

Instructions: IF NUMHOUSE = 1 then fill "you"
ELSE fill "your household"

Type: Integer

Length: 7

Min: 1

Max: 999999

Don't Know

Refuse

Empty

On Input

On Output

Array:

Special Instructions: Display a \$ and comma in the entry field

Skip Instructions: IF ENTRY lt 5 or gt 250 then goto ERR1_H29COST

ELSE goto H29STORE

Instrument SAS Name: H29_COST

Destination Data Set: POP1

Check

ERR1_H29COST
BSECT20C.BLP_POPGRP1.ERR1_H29COST

Description: Out of Range Check

Inherited Universe:

Universe: (H29_COST lt 5 or H29_COST gt 250) AND H29_COST <> DK AND H29_COST <>
RF

Universe Description:

Text: * THE VALUE ENTERED IS UNUSUALLY HIGH OR LOW

PLEASE VERIFY AND IF CORRECT, ENTER ITEM LEVEL NOTE

Check Instructions:

Type: Soft

Skip Instructions: Suppress: Goto H29STORE

All others, go back to H29_COST

H29STORE

Field

BSECT20C.BLP_POPGRP1.H29STORE

Description: Where Purchased

Form Pane Label: Business

SAS Name: H29STORE

Tag Name: H29STORE

Inherited Universe:

Universe: PSCATH29 = 1

Universe Description:

Question Text: What is the name of the business where this was last purchased?

✦ Enter store, website, or company name

Type: String

Length: 45

- Don't Know
- Refuse
- Empty

- On Input
- On Output

Array:

Special Instructions: IF uppercase entry contains ".COM" then set H29PURCH = 1
and "keep" and "Show"

Skip Instructions: IF uppercase entry does not contains ".COM" and is not a DK
or RF then goto H29PURCH

```
ELSEIF Ask_H[27] = 1 then goto PSCATH27  
ELSEIF Ask_R[16] = 1 then goto PSCATR16  
ELSEIF Ask_R[15] = 1 then goto PSCATR15  
ELSEIF Ask_H[40] = 1 then goto PSCATH40  
ELSEIF Ask_H[38] = 1 then goto PSCATH38  
ELSEIF Ask_H[28] = 1 then goto PSCATH28  
ELSEIF Ask_R[14] = 1 then goto PSCATR14  
ELSEIF Ask_H[39] = 1 then goto PSCATH39  
ELSEIF Ask_R[12] = 1 then goto PSCATR12
```



```
ELSEIF Ask_R[13] = 1 then goto PSCATR13  
ELSE goto END_POPGRP1
```

Instrument SAS Name: H29STORE

Destination Data Set: POP1

H29PURCH

Field

BSECT20C.BLP_POPGRP1.H29PURCH

Description: Purchased Online or in person

Form Pane Label: Online

SAS Name: H29PURCH

Tag Name: H29PURCH

Inherited Universe:

Universe: H29STORE = RESPONSE and
(Uppercase entry in H29STORE does not contain ".COM")

Universe Description: Business name is not DK, RF or .COM

Question Text: Was this paid for -

Type: Enumerated

Length: 1

Answer List: Tonline

Value:	Mnemonic:	Description:
1	Online	Online?
2	InPerson	In person?
3	MailTel	By mail or telephone order?
4	Other	Other

- Don't Know
- Refuse
- Empty

- On Input
- On Output

Array:

Special Instructions: Answer list descriptions for options 1-3 should be bold black

Skip Instructions: 1,3,4,DK,RF: IF Ask_H[27] = 1 then goto PSCATH27
ELSEIF Ask_R[16] = 1 then goto PSCATR16
ELSEIF Ask_R[15] = 1 then goto PSCATR15
ELSEIF Ask_H[40] = 1 then goto PSCATH40
ELSEIF Ask_H[38] = 1 then goto PSCATH38

```
ELSEIF Ask_H[28] = 1 then goto PSCATH28  
ELSEIF Ask_R[14] = 1 then goto PSCATR14  
ELSEIF Ask_H[39] = 1 then goto PSCATH39  
ELSEIF Ask_R[12] = 1 then goto PSCATR12  
ELSEIF Ask_R[13] = 1 then goto PSCATR13  
ELSE goto END_POPGRP1
```

2: Goto H29LOC

Instrument SAS Name: H29PURCH

Destination Data Set: POP1

H29LOC

Field

BSECT20C.BLP_POPGRP1.H29LOC

Description: Purchase location - City

Form Pane Label: Location - City

SAS Name: H29LOC

Tag Name: H29LOC

Inherited Universe:

Universe: H29PURCH = 2

Universe Description: Purchased in person

Question Text: In what city is ^H29STORE_Fill located?

Fills: H29STORE_Fill

Instructions: Fill entry in H29STORE

Type: String

Length: 45

- Don't Know
- Refuse
- Empty

- On Input
- On Output

Array:

Skip Instructions: Goto H29LOCST

Instrument SAS Name: H29LOC

Destination Data Set: POP1

Field

H29LOCST
BSECT20C.BLP_POPGRP1.H29LOCST

Description: Purchase location - State

Form Pane Label: State

SAS Name: H29LOCST

Tag Name: H29LOCST

Inherited Universe:

Universe: H29PURCH = 2

Universe Description:

Help Screen: H_DESTCODE

Question Text: ? [F1]

In what state is ^H29STORE_Fill located?

[Enter the two character state abbreviation](#)

Fills: H29STORE_Fill

Instructions: Fill entry in H29STORE

Type: String

Length: 2

Don't Know
 Refuse
 Empty

On Input
 On Output

Array:

Special Instructions: Use answer type TState - STRING[2], display width 4

Skip Instructions: IF entry is not a valid state abbreviation then
goto CK_H29LOCST

ELSEIF Ask_H[27] = 1 then goto PSCATH27
ELSEIF Ask_R[16] = 1 then goto PSCATR16
ELSEIF Ask_R[15] = 1 then goto PSCATR15

```
ELSEIF Ask_H[40] = 1 then goto PSCATH40  
ELSEIF Ask_H[38] = 1 then goto PSCATH38  
ELSEIF Ask_H[28] = 1 then goto PSCATH28  
ELSEIF Ask_R[14] = 1 then goto PSCATR14  
ELSEIF Ask_H[39] = 1 then goto PSCATH39  
ELSEIF Ask_R[12] = 1 then goto PSCATR12  
ELSEIF Ask_R[13] = 1 then goto PSCATR13  
ELSE goto END_POPGRP1
```

Instrument SAS Name: H29LOCST

Destination Data Set: POP1

Check

CK_H29LOCST
BSECT20C.BLP_POPGRP1.CK_H29LOCST

Description: Not a valid state abbreviation

Inherited Universe:

Universe: (Entry in H29LOCST is not a valid state abbreviation) AND H29LOCST <> DK AND H29LOCST <> RF

Universe Description: State abbreviation entered is not valid

Text: * [Not a valid state abbreviation](#)

Check Instructions:

Type: Hard

Skip Instructions: Go back to H29LOCST

PSCATH27

Field

BSECT20C.BLP_POPGRP1.PSCATH27

Description: Purchased any paint or wallpaper supplies in last 6 months

Form Pane Label: Paint or Wallpaper

SAS Name: PSCATH27

Tag Name: PSCATH27

Inherited Universe:

Universe: Ask_H[27] = yes

Universe Description: Materials or supplies for any paint or wallpaper jobs not selected in 5

Question Text: ^PSCATH27Intro_Fill have ^YOU_ANYONE purchased any materials or supplies for any paint or wallpaper jobs?

Fills: PSCATH27Intro_Fill

Instructions: If PSCATR22 = EMPTY AND PSCATR21 = EMPTY AND PSCATH29 = EMPTY then fill "Now, please think about the last six months, since the first of ^SixMonthsAgo"
ELSE fill "In the last SIX MONTHS,"

Fills: SixMonthsAgo

Instructions: IF CUR_MONTHNUM = 01 then fill "July YEAR minus 1 year"
ELSEIF CUR_MONTHNUM = 02 then fill "August YEAR minus 1 year"
ELSEIF CUR_MONTHNUM = 03 then fill "September YEAR minus 1 year"
ELSEIF CUR_MONTHNUM = 04 then fill "October YEAR minus 1 year"
ELSEIF CUR_MONTHNUM = 05 then fill "November YEAR minus 1 year"
ELSEIF CUR_MONTHNUM = 06 then fill "December YEAR minus 1 year"
ELSEIF CUR_MONTHNUM = 07 then fill "January YEAR"
ELSEIF CUR_MONTHNUM = 08 then fill "February YEAR"
ELSEIF CUR_MONTHNUM = 09 then fill "March YEAR"
ELSEIF CUR_MONTHNUM = 10 then fill "April YEAR"
ELSEIF CUR_MONTHNUM = 11 then fill "May YEAR"
ELSEIF CUR_MONTHNUM = 12 then fill "June YEAR"

Fills: YOU_ANYONE

Instructions: IF NUMHOUSE = 1 then fill "you"
ELSE fill "you or anyone in your household"

Type: Enumerated

Length: 1

Answer List: TYesNo

Value:	Mnemonic:	Description:
1	Yes	Yes
2	No	No

- Don't Know
- Refuse
- Empty

- On Input
- On Output

Array:

Skip Instructions: 1: Goto H27_COST

```
2,DK,RF: IF Ask_R[16] = 1 then goto PSCATR16
          ELSEIF Ask_R[15] = 1 then goto PSCATR15
          ELSEIF Ask_H[40] = 1 then goto PSCATH40
          ELSEIF Ask_H[38] = 1 then goto PSCATH38
          ELSEIF Ask_H[28] = 1 then goto PSCATH28
          ELSEIF Ask_R[14] = 1 then goto PSCATR14
          ELSEIF Ask_H[39] = 1 then goto PSCATH39
          ELSEIF Ask_R[12] = 1 then goto PSCATR12
          ELSEIF Ask_R[13] = 1 then goto PSCATR13
          ELSE goto END_POPGRP1
```

Instrument SAS Name: PSCATH27

Destination Data Set: POP1

H27_COST

Field

BSECT20C.BLP_POPGRP1.H27_COST

Description: Purchase price

Form Pane Label: Cost

SAS Name: H27_COST

Tag Name: H27_COST

Inherited Universe:

Universe: PSCATH27 = 1

Universe Description: HH did purchase materials or supplies for any paint or wallpaper jobs in the last 6 months

Question Text: In the last SIX MONTHS, how much did ^YOU_YRCU spend on your last purchase of materials or supplies for any paint or wallpaper jobs?

Fills: YOU_YRCU

Instructions: IF NUMHOUSE = 1 then fill "you"
ELSE fill "your household"

Type: Integer

Length: 7

Min: 1

Max: 999999

- Don't Know
- Refuse
- Empty

- On Input
- On Output

Array:

Special Instructions: Display a \$ and comma in the entry field

Skip Instructions: IF ENTRY gt 1000 then goto ERR1_H27COST

Goto H27STORE

Instrument SAS Name: H27_COST

Destination Data Set: POP1

ERR1_H27COST

Check

BSECT20C.BLP_POPGRP1.ERR1_H27COST

Description: Out of Range Check

Inherited Universe:

Universe: H27_COST gt 1000 AND H27_COST <> DK AND H27_COST <> RF

Universe Description:

Text: * THE VALUE ENTERED IS UNUSUALLY HIGH OR LOW

PLEASE VERIFY AND IF CORRECT, ENTER ITEM LEVEL NOTE

Check Instructions:

Type: Soft

Skip Instructions: Suppress: Goto H27STORE

All others, go back to H27_COST

Field

H27STORE
BSECT20C.BLP_POPGRP1.H27STORE

Description: Where Purchased

Form Pane Label: Business

SAS Name: H27STORE

Tag Name: H27STORE

Inherited Universe:

Universe: PSCATH27 = 1

Universe Description: HH did purchase materials or supplies for any paint or wallpaper jobs in the last 6 months

Question Text: What is the name of the business where this was last purchased?

✦ Enter store, website, or company name

Type: String

Length: 45

- Don't Know
- Refuse
- Empty

- On Input
- On Output

Array:

Special Instructions: IF uppercase entry contains ".COM" then set H27PURCH = 1 and "keep" and "Show"

Skip Instructions: IF uppercase entry does not contains ".COM" and is not a DK or RF then goto H27PURCH

```
ELSEIF Ask_R[16] = 1 then goto PSCATR16
ELSEIF Ask_R[15] = 1 then goto PSCATR15
ELSEIF Ask_H[40] = 1 then goto PSCATH40
ELSEIF Ask_H[38] = 1 then goto PSCATH38
ELSEIF Ask_H[28] = 1 then goto PSCATH28
ELSEIF Ask_R[14] = 1 then goto PSCATR14
ELSEIF Ask_H[39] = 1 then goto PSCATH39
ELSEIF Ask_R[12] = 1 then goto PSCATR12
```

```
ELSEIF Ask_R[13] = 1 then goto PSCATR13  
ELSE goto END_POPGRP1
```

Instrument SAS Name: H27STORE

Destination Data Set: POP1

Field

H27PURCH
BSECT20C.BLP_POPGRP1.H27PURCH

Description: Purchased Online or in person

Form Pane Label: Online

SAS Name: H27PURCH

Tag Name: H27PURCH

Inherited Universe:

Universe: H27STORE = RESPONSE and
(Uppercase entry in H27STORE does not contain ".COM")

Universe Description: Business name is not DK, RF or .COM

Question Text: Was this paid for -

Type: Enumerated

Length: 1

Answer List: Tonline

Value:	Mnemonic:	Description:
1	Online	Online?
2	InPerson	In person?
3	MailTel	By mail or telephone order?
4	Other	Other

- Don't Know
- Refuse
- Empty

- On Input
- On Output

Array:

Special Instructions: Answer list descriptions for options 1-3 should be bold black

Skip Instructions: 1,3,4,DK,RF: IF Ask_R[16] = 1 then goto PSCATR16
ELSEIF Ask_R[15] = 1 then goto PSCATR15
ELSEIF Ask_H[40] = 1 then goto PSCATH40
ELSEIF Ask_H[38] = 1 then goto PSCATH38
ELSEIF Ask_H[28] = 1 then goto PSCATH28

```
ELSEIF Ask_R[14] = 1 then goto PSCATR14  
ELSEIF Ask_H[39] = 1 then goto PSCATH39  
ELSEIF Ask_R[12] = 1 then goto PSCATR12  
ELSEIF Ask_R[13] = 1 then goto PSCATR13  
ELSE goto END_POPGRP1
```

2: Goto H27LOC

Instrument SAS Name: H27PURCH

Destination Data Set: POP1

Field

H27LOC
BSECT20C.BLP_POPGRP1.H27LOC

Description: Purchase location - City

Form Pane Label: Location - City

SAS Name: H27LOC

Tag Name: H27LOC

Inherited Universe:

Universe: H27PURCH = 2

Universe Description: Purchased in person

Question Text: In what city is ^H27STORE_Fill located?

Fills: H27STORE_Fill

Instructions: Fill entry in H27STORE

Type: String

Length: 45

- Don't Know
- Refuse
- Empty

- On Input
- On Output

Array:

Skip Instructions: Goto H27LOCST

Instrument SAS Name: H27LOC

Destination Data Set: POP1

H27LOCST

Field

BSECT20C.BLP_POPGRP1.H27LOCST

Description: Purchase location - State

Form Pane Label: State

SAS Name: H27LOCST

Tag Name: H27LOCST

Inherited Universe:

Universe: H27PURCH = 2

Universe Description:

Help Screen: H_DESTCODE

Question Text: ? [F1]

In what state is ^H27STORE_Fill located?

[Enter the two character state abbreviation](#)

Fills: H27STORE_Fill

Instructions: Fill entry in H27STORE

Type: String

Length: 2

- Don't Know
- Refuse
- Empty

- On Input
- On Output

Array:

Special Instructions: Use answer type TState - STRING[2], display width 4

Skip Instructions: IF entry is not a valid state abbreviation then
goto CK_H27LOCST

```
ELSEIF Ask_R[16] = 1 then goto PSCATR16
ELSEIF Ask_R[15] = 1 then goto PSCATR15
ELSEIF Ask_H[40] = 1 then goto PSCATH40
```

```
ELSEIF Ask_H[38] = 1 then goto PSCATH38  
ELSEIF Ask_H[28] = 1 then goto PSCATH28  
ELSEIF Ask_R[14] = 1 then goto PSCATR14  
ELSEIF Ask_H[39] = 1 then goto PSCATH39  
ELSEIF Ask_R[12] = 1 then goto PSCATR12  
ELSEIF Ask_R[13] = 1 then goto PSCATR13  
ELSE goto END_POPGRP1
```

Instrument SAS Name: H27LOCST

Destination Data Set: POP1

CK_H27LOCST

Check

BSECT20C.BLP_POPGRP1.CK_H27LOCST

Description: Not a valid state abbreviation

Inherited Universe:

Universe: (Entry in H27LOCST is not a valid state abbreviation) AND H27LOCST <> DK AND H27LOCST <> RF

Universe Description: State abbreviation entered is not valid

Text: * [Not a valid state abbreviation](#)

Check Instructions:

Type: Hard

Skip Instructions: Go back to H27LOCST

Field

PSCATR16

BSECT20C.BLP_POPGRP1.PSCATR16

Description: Purchased any hunting, fishing or camping equipment in last 6 months

Form Pane Label: Hunt/Fish/Camp Eq.

SAS Name: PSCATR16

Tag Name: PSCATR16

Inherited Universe:

Universe: Ask_R[16] = yes

Universe Description: Hunting, fishing or camping equipment not selected in 6

Question Text: ^PSCATR16Intro_Fill have ^YOU_ANYONE purchased any hunting, fishing, or camping equipment?

Fills: PSCATR16Intro_Fill

Instructions: If PSCATR22 = EMPTY AND PSCATR21 = EMPTY AND PSCATH29 = EMPTY AND PSCATH27 = EMPTY then fill "Now, please think about the last six months, since the first of ^SixMonthsAgo"
ELSE fill "In the last SIX MONTHS,"

Fills: SixMonthsAgo

Instructions: IF CUR_MONTHNUM = 01 then fill "July YEAR minus 1 year"
ELSEIF CUR_MONTHNUM = 02 then fill "August YEAR minus 1 year"
ELSEIF CUR_MONTHNUM = 03 then fill "September YEAR minus 1 year"
ELSEIF CUR_MONTHNUM = 04 then fill "October YEAR minus 1 year"
ELSEIF CUR_MONTHNUM = 05 then fill "November YEAR minus 1 year"
ELSEIF CUR_MONTHNUM = 06 then fill "December YEAR minus 1 year"
ELSEIF CUR_MONTHNUM = 07 then fill "January YEAR"
ELSEIF CUR_MONTHNUM = 08 then fill "February YEAR"
ELSEIF CUR_MONTHNUM = 09 then fill "March YEAR"
ELSEIF CUR_MONTHNUM = 10 then fill "April YEAR"
ELSEIF CUR_MONTHNUM = 11 then fill "May YEAR"
ELSEIF CUR_MONTHNUM = 12 then fill "June YEAR"

Fills: YOU_ANYONE

Instructions: IF NUMHOUSE = 1 then fill "you"
ELSE fill "you or anyone in your household"

Type: Enumerated

Length: 1

Answer List: TYesNo

Value:	Mnemonic:	Description:
1	Yes	Yes
2	No	No

- Don't Know
- Refuse
- Empty

- On Input
- On Output

Array:

Skip Instructions: 1: Goto R16_COST

```
2,DK,RF: IF Ask_R[15] = 1 then goto PSCATR15
          ELSEIF Ask_H[40] = 1 then goto PSCATH40
          ELSEIF Ask_H[38] = 1 then goto PSCATH38
          ELSEIF Ask_H[28] = 1 then goto PSCATH28
          ELSEIF Ask_R[14] = 1 then goto PSCATR14
          ELSEIF Ask_H[39] = 1 then goto PSCATH39
          ELSEIF Ask_R[12] = 1 then goto PSCATR12
          ELSEIF Ask_R[13] = 1 then goto PSCATR13
          ELSE goto END_POPGRP1
```

Instrument SAS Name: PSCATR16

Destination Data Set: POP1

Field

R16_COST
BSECT20C.BLP_POPGRP1.R16_COST

Description: Purchase price

Form Pane Label: Cost

SAS Name: R16_COST

Tag Name: R16_COST

Inherited Universe:

Universe: PSCATR16 = 1

Universe Description: HH did purchase hunting, fishing or camping equipment in the last 6 months

Question Text: In the last **SIX MONTHS**, how much did ^YOU_YRCU spend on your last purchase of hunting, fishing, or camping equipment?

Fills: YOU_YRCU

Instructions: IF NUMHOUSE = 1 then fill "you"
ELSE fill "your household"

Type: Integer

Length: 7

Min: 1

Max: 999999

Don't Know

Refuse

Empty

On Input

On Output

Array:

Special Instructions: Display a \$ and comma in the entry field

Skip Instructions: IF ENTRY lt 5 or gt 650 then goto ERR1_R16COST

ELSE goto R16STORE

Instrument SAS Name: R16_COST

Destination Data Set: POP1

ERR1_R16COST

Check

BSECT20C.BLP_POPGRP1.ERR1_R16COST

Description: Out of Range Check

Inherited Universe:

Universe: (R16_COST lt 5 or R16_COST gt 650) AND R16_COST <> DK AND R16_COST <>
RF

Universe Description:

Text: * THE VALUE ENTERED IS UNUSUALLY HIGH OR LOW

PLEASE VERIFY AND IF CORRECT, ENTER ITEM LEVEL NOTE

Check Instructions:

Type: Soft

Skip Instructions: Suppress: Goto R16STORE

All others, go back to R16_COST

Field

R16STORE

BSECT20C.BLP_POPGRP1.R16STORE

Description: Where Purchased

Form Pane Label: Business

SAS Name: R16STORE

Tag Name: R16STORE

Inherited Universe:

Universe: PSCATR16 = 1

Universe Description: HH did purchase hunting, fishing or camping equipment in the last 6 months

Question Text: What is the name of the business where this was last purchased?

✦ Enter store, website, or company name

Type: String

Length: 45

Don't Know

Refuse

Empty

On Input

On Output

Array:

Special Instructions: IF uppercase entry contains ".COM" then set R16PURCH = 1
and "keep" and "Show"

Skip Instructions: IF uppercase entry does not contains ".COM" and is not a DK
or RF then goto R16PURCH

```
ELSEIF Ask_R[15] = 1 then goto PSCATR15
ELSEIF Ask_H[40] = 1 then goto PSCATH40
ELSEIF Ask_H[38] = 1 then goto PSCATH38
ELSEIF Ask_H[28] = 1 then goto PSCATH28
ELSEIF Ask_R[14] = 1 then goto PSCATR14
ELSEIF Ask_H[39] = 1 then goto PSCATH39
ELSEIF Ask_R[12] = 1 then goto PSCATR12
ELSEIF Ask_R[13] = 1 then goto PSCATR13
ELSE goto END_POPGRP1
```

Instrument SAS Name: R16STORE

Destination Data Set: POP1

Field

R16PURCH
BSECT20C.BLP_POPGRP1.R16PURCH

Description: Purchased Online or in person

Form Pane Label: Online

SAS Name: R16PURCH

Tag Name: R16PURCH

Inherited Universe:

Universe: R16STORE = RESPONSE and
(Uppercase entry in R16STORE does not contain ".COM")

Universe Description: Business name is not DK, RF or .COM

Question Text: Was this paid for -

Type: Enumerated

Length: 1

Answer List: Tonline

Value:	Mnemonic:	Description:
1	Online	Online?
2	InPerson	In person?
3	MailTel	By mail or telephone order?
4	Other	Other

- Don't Know
- Refuse
- Empty

- On Input
- On Output

Array:

Special Instructions: Answer list descriptions for options 1-3 should be bold black

Skip Instructions: 1,3,4,DK,RF: IF Ask_R[15] = 1 then goto PSCATR15
ELSEIF Ask_H[40] = 1 then goto PSCATH40
ELSEIF Ask_H[38] = 1 then goto PSCATH38
ELSEIF Ask_H[28] = 1 then goto PSCATH28
ELSEIF Ask_R[14] = 1 then goto PSCATR14

```
ELSEIF Ask_H[39] = 1 then goto PSCATH39  
ELSEIF Ask_R[12] = 1 then goto PSCATR12  
ELSEIF Ask_R[13] = 1 then goto PSCATR13  
ELSE goto END_POPGRP1
```

2: Goto R16LOC

Instrument SAS Name: R16PURCH

Destination Data Set: POP1

Field

R16LOC
BSECT20C.BLP_POPGRP1.R16LOC

Description: Purchase location - City

Form Pane Label: Location - City

SAS Name: R16LOC

Tag Name: R16LOC

Inherited Universe:

Universe: R16PURCH = 2

Universe Description: Purchased in person

Question Text: In what city is ^R16STORE_Fill located?

Fills: R16STORE_Fill

Instructions: Fill entry in R16STORE

Type: String

Length: 45

Don't Know
 Refuse
 Empty

On Input
 On Output

Array:

Skip Instructions: Goto R16LOCST

Instrument SAS Name: R16LOC

Destination Data Set: POP1

R16LOCST

Field

BSECT20C.BLP_POPGRP1.R16LOCST

Description: Purchase location - State

Form Pane Label: State

SAS Name: R16LOCST

Tag Name: R16LOCST

Inherited Universe:

Universe: R16PURCH = 2

Universe Description:

Help Screen: H_DESTCODE

Question Text: ? [F1]

In what state is ^R16STORE_Fill located?

[Enter the two character state abbreviation](#)

Fills: R16STORE_Fill

Instructions: Fill entry in R16STORE

Type: String

Length: 2

- Don't Know
- Refuse
- Empty

- On Input
- On Output

Array:

Special Instructions: Use answer type TState - STRING[2], display width 4

Skip Instructions: IF entry is not a valid state abbreviation then
goto CK_R16LOCST

```
ELSEIF Ask_R[15] = 1 then goto PSCATR15  
ELSEIF Ask_H[40] = 1 then goto PSCATH40  
ELSEIF Ask_H[38] = 1 then goto PSCATH38
```

```
ELSEIF Ask_H[28] = 1 then goto PSCATH28  
ELSEIF Ask_R[14] = 1 then goto PSCATR14  
ELSEIF Ask_H[39] = 1 then goto PSCATH39  
ELSEIF Ask_R[12] = 1 then goto PSCATR12  
ELSEIF Ask_R[13] = 1 then goto PSCATR13  
ELSE goto END_POPGRP1
```

Instrument SAS Name: R16LOCST

Destination Data Set: POP1

CK_R16LOCST

Check

BSECT20C.BLP_POPGRP1.CK_R16LOCST

Description: Not a valid state abbreviation

Inherited Universe:

Universe: (Entry in R16LOCST is not a valid state abbreviation) AND R16LOCST <> DK AND R16LOCST <> RF

Universe Description: State abbreviation entered is not valid

Text: * [Not a valid state abbreviation](#)

Check Instructions:

Type: Hard

Skip Instructions: Go back to R16LOCST

Field

PSCATR15

BSECT20C.BLP_POPGRP1.PSCATR15

Description: Purchased any sports, recreation, or health and exercise equipment in last 6 months

Form Pane Label: Sports Equipment

SAS Name: PSCATR15

Tag Name: PSCATR15

Inherited Universe:

Universe: Ask_R[15] = yes

Universe Description: Sport, recreation, or health and exercise equipment not selected in 6B or 8A

Question Text: ^PSCATR15Intro_Fill have ^YOU_ANYONE purchased any sport, recreation, or health and exercise equipment?

Fills: PSCATR15Intro_Fill

Instructions: PSCATR22 = EMPTY AND PSCATR21 = EMPTY AND PSCATH29 = EMPTY AND PSCATH27 = EMPTY AND PSCATR16 = EMPTY then fill "Now, please think about the last six months, since the first of ^SixMonthsAgo"
ELSE fill "In the last SIX MONTHS,"

Fills: SixMonthsAgo

Instructions: IF CUR_MONTHNUM = 01 then fill "July YEAR minus 1 year"
ELSEIF CUR_MONTHNUM = 02 then fill "August YEAR minus 1 year"
ELSEIF CUR_MONTHNUM = 03 then fill "September YEAR minus 1 year"
ELSEIF CUR_MONTHNUM = 04 then fill "October YEAR minus 1 year"
ELSEIF CUR_MONTHNUM = 05 then fill "November YEAR minus 1 year"
ELSEIF CUR_MONTHNUM = 06 then fill "December YEAR minus 1 year"
ELSEIF CUR_MONTHNUM = 07 then fill "January YEAR"
ELSEIF CUR_MONTHNUM = 08 then fill "February YEAR"
ELSEIF CUR_MONTHNUM = 09 then fill "March YEAR"
ELSEIF CUR_MONTHNUM = 10 then fill "April YEAR"
ELSEIF CUR_MONTHNUM = 11 then fill "May YEAR"
ELSEIF CUR_MONTHNUM = 12 then fill "June YEAR"

Fills: YOU_ANYONE

Instructions: IF NUMHOUSE = 1 then fill "you"
ELSE fill "you or anyone in your household"

Type: Enumerated

Length: 1

Answer List: TYesNo

Value:	Mnemonic:	Description:
1	Yes	Yes
2	No	No

- Don't Know
- Refuse
- Empty

- On Input
- On Output

Array:

Skip Instructions: 1: Goto R15_COST

```
2,DK,RF: IF Ask_H[40] = 1 then goto PSCATH40
          ELSEIF Ask_H[38] = 1 then goto PSCATH38
          ELSEIF Ask_H[28] = 1 then goto PSCATH28
          ELSEIF Ask_R[14] = 1 then goto PSCATR14
          ELSEIF Ask_H[39] = 1 then goto PSCATH39
          ELSEIF Ask_R[12] = 1 then goto PSCATR12
          ELSEIF Ask_R[13] = 1 then goto PSCATR13
          ELSE goto END_POPGRP1
```

Instrument SAS Name: PSCATR15

Destination Data Set: POP1

Field

R15_COST
BSECT20C.BLP_POPGRP1.R15_COST

Description: Purchase price

Form Pane Label: Cost

SAS Name: R15_COST

Tag Name: R15_COST

Inherited Universe:

Universe: PSCATR15 = 1

Universe Description: HH did purchase sport, recreation, or health and exercise equipment in the last 6 months

Question Text: In the last SIX MONTHS, how much did ^YOU_YRCU spend on your last purchase of sport, recreation, or health and exercise equipment?

Fills: YOU_YRCU

Instructions: IF NUMHOUSE = 1 then fill "you"
ELSE fill "your household"

Type: Integer

Length: 7

Min: 1

Max: 999999

- Don't Know
- Refuse
- Empty

- On Input
- On Output

Array:

Special Instructions: Display a \$ and comma in the entry field

Skip Instructions: IF ENTRY lt 5 or gt 1850 then goto ERR1_R15COST

ELSE goto R15STORE

Instrument SAS Name: R15_COST

Destination Data Set: POP1

Check

ERR1_R15COST
BSECT20C.BLP_POPGRP1.ERR1_R15COST

Description: Out of Range Check

Inherited Universe:

Universe: (R15_COST lt 5 or R15_COST gt 1850) AND R15_COST <> DK AND R15_COST <> RF

Universe Description:

Text: * THE VALUE ENTERED IS UNUSUALLY HIGH OR LOW

PLEASE VERIFY AND IF CORRECT, ENTER ITEM LEVEL NOTE

Check Instructions:

Type: Soft

Skip Instructions: Suppress: Goto R15STORE

All others, go back to R15_COST

R15STORE

Field

BSECT20C.BLP_POPGRP1.R15STORE

Description: Where Purchased

Form Pane Label: Business

SAS Name: R15STORE

Tag Name: R15STORE

Inherited Universe:

Universe: PSCATR15 = 1

Universe Description: HH did purchase sport, recreation, or health and exercise equipment in the last 6 months

Question Text: What is the name of the business where this was last purchased?

✦ [Enter store, website, or company name](#)

Type: String

Length: 45

- Don't Know
- Refuse
- Empty

- On Input
- On Output

Array:

Special Instructions: IF uppercase entry contains ".COM" then set R15PURCH = 1 and "keep" and "Show"

Skip Instructions: IF uppercase entry does not contains ".COM" and is not a DK or RF then goto R15PURCH

```
ELSEIF Ask_H[40] = 1 then goto PSCATH40
ELSEIF Ask_H[38] = 1 then goto PSCATH38
ELSEIF Ask_H[28] = 1 then goto PSCATH28
ELSEIF Ask_R[14] = 1 then goto PSCATR14
ELSEIF Ask_H[39] = 1 then goto PSCATH39
ELSEIF Ask_R[12] = 1 then goto PSCATR12
ELSEIF Ask_R[13] = 1 then goto PSCATR13
ELSE goto END_POPGRP1
```

Instrument SAS Name: R15STORE

Destination Data Set: POP1

R15PURCH

Field

BSECT20C.BLP_POPGRP1.R15PURCH

Description: Purchased Online or in person

Form Pane Label: Online

SAS Name: R15PURCH

Tag Name: R15PURCH

Inherited Universe:

Universe: R15STORE = RESPONSE and
(Uppercase entry in R15STORE does not contain ".COM")

Universe Description: Business name is not DK, RF or .COM

Question Text: Was this paid for -

Type: Enumerated

Length: 1

Answer List: Tonline

Value:	Mnemonic:	Description:
1	Online	Online?
2	InPerson	In person?
3	MailTel	By mail or telephone order?
4	Other	Other

- Don't Know
- Refuse
- Empty

- On Input
- On Output

Array:

Special Instructions: Answer list descriptions for options 1-3 should be bold black

Skip Instructions: 1,3,4,DK,RF: IF Ask_H[40] = 1 then goto PSCATH40
ELSEIF Ask_H[38] = 1 then goto PSCATH38
ELSEIF Ask_H[28] = 1 then goto PSCATH28
ELSEIF Ask_R[14] = 1 then goto PSCATR14
ELSEIF Ask_H[39] = 1 then goto PSCATH39


```
ELSEIF Ask_R[12] = 1 then goto PSCATR12  
ELSEIF Ask_R[13] = 1 then goto PSCATR13  
ELSE goto END_POPGRP1
```

2: Goto R15LOC

Instrument SAS Name: R15PURCH

Destination Data Set: POP1

R15LOC

Field

BSECT20C.BLP_POPGRP1.R15LOC

Description: Purchase location - City

Form Pane Label: Location - City

SAS Name: R15LOC

Tag Name: R15LOC

Inherited Universe:

Universe: R15PURCH = 2

Universe Description: Purchased in person

Question Text: In what city is ^R15STORE_Fill located?

Fills: R15STORE_Fill

Instructions: Fill entry in R15STORE

Type: String

Length: 45

- Don't Know
- Refuse
- Empty

- On Input
- On Output

Array:

Skip Instructions: Goto R15LOCST

Instrument SAS Name: R15LOC

Destination Data Set: POP1

Field

R15LOCST
BSECT20C.BLP_POPGRP1.R15LOCST

Description: Purchase location - State

Form Pane Label: State

SAS Name: R15LOCST

Tag Name: R15LOCST

Inherited Universe:

Universe: R15PURCH = 2

Universe Description:

Help Screen: H_DESTCODE

Question Text: ? [F1]

In what state is ^R15STORE_Fill located?

[Enter the two character state abbreviation](#)

Fills: R15STORE_Fill

Instructions: Fill entry in R15STORE

Type: String

Length: 2

- Don't Know
- Refuse
- Empty

- On Input
- On Output

Array:

Special Instructions: Use answer type TState - STRING[2], display width 4

Skip Instructions: IF entry is not a valid state abbreviation then
goto CK_R15LOCST

ELSEIF Ask_H[40] = 1 then goto PSCATH40
ELSEIF Ask_H[38] = 1 then goto PSCATH38
ELSEIF Ask_H[28] = 1 then goto PSCATH28

```
ELSEIF Ask_R[14] = 1 then goto PSCATR14  
ELSEIF Ask_H[39] = 1 then goto PSCATH39  
ELSEIF Ask_R[12] = 1 then goto PSCATR12  
ELSEIF Ask_R[13] = 1 then goto PSCATR13  
ELSE goto END_POPGRP1
```

Instrument SAS Name: R15LOCST

Destination Data Set: POP1

Check

CK_R15LOCST
BSECT20C.BLP_POPGRP1.CK_R15LOCST

Description: Not a valid state abbreviation

Inherited Universe:

Universe: (Entry in R15LOCST is not a valid state abbreviation) AND R15LOCST <> DK AND R15LOCST <> RF

Universe Description: State abbreviation entered is not valid

Text: * [Not a valid state abbreviation](#)

Check Instructions:

Type: Hard

Skip Instructions: Go back to R15LOCST

PSCATH40

Field

BSECT20C.BLP_POPGRP1.PSCATH40

Description: Expenses for home maintenance and repair in the last two years

Form Pane Label: Inside Home Maint

SAS Name: PSCATH40

Tag Name: PSCATH40

Inherited Universe:

Universe: Ask_H[40] = yes

Universe Description: Expenses for inside home maintenance and repair not reported in section 5

Question Text: Now, please think about the last two years, since the first of ^TwoYearsAgo have ^YOU_ANYONE had any expenses for inside home maintenance and repair, excluding exterior work?

Fills: TwoYearsAgo

Instructions: IF CUR_MONTHNUM = 01 then fill "December YEAR minus 3 years"
IF CUR_MONTHNUM = 02 then fill "January YEAR minus 2 years"
IF CUR_MONTHNUM = 03 then fill "February YEAR minus 2 years"
ELSEIF CUR_MONTHNUM = 04 then fill "March YEAR minus 2 years"
ELSEIF CUR_MONTHNUM = 05 then fill "April YEAR minus 2 years"
ELSEIF CUR_MONTHNUM = 06 then fill "May YEAR minus 2 years"
ELSEIF CUR_MONTHNUM = 07 then fill "June YEAR minus 2 years"
ELSEIF CUR_MONTHNUM = 08 then fill "July YEAR minus 2 years"
ELSEIF CUR_MONTHNUM = 09 then fill "August YEAR minus 2 years"
ELSEIF CUR_MONTHNUM = 10 then fill "September YEAR minus 2 years"
ELSEIF CUR_MONTHNUM = 11 then fill "October YEAR minus 2 years"
ELSEIF CUR_MONTHNUM = 12 then fill "November YEAR minus 2 years"

Fills: YOU_ANYONE

Instructions: IF NUMHOUSE = 1 then fill "you"
ELSE fill "you or anyone in your household"

Type: Enumerated

Length: 1

Answer List: TYesNo

Value:	Mnemonic:	Description:
1	Yes	Yes
2	No	No

- Don't Know
- Refuse
- Empty

- On Input
- On Output

Array:

Skip Instructions: 1: Goto H40CONT

```
2,DK,RF: IF Ask_H[38] = 1 then goto PSCATH38
        ELSEIF Ask_H[28] = 1 then goto PSCATH28
        ELSEIF Ask_R[14] = 1 then goto PSCATR14
        ELSEIF Ask_H[39] = 1 then goto PSCATH39
        ELSEIF Ask_R[12] = 1 then goto PSCATR12
        ELSEIF Ask_R[13] = 1 then goto PSCATR13
        ELSE goto END_POPGRP1
```

Instrument SAS Name: PSCATH40

Destination Data Set: POP1

H40CONT

Field

BSECT20C.BLP_POPGRP1.H40CONT

Description: do yourself or paid someone else

Form Pane Label: Do Yourself

SAS Name: H40CONT

Tag Name: H40CONT

Inherited Universe:

Universe: PSCATH40 = 1

Universe Description:

Question Text: Did you do this job yourself or did you pay someone else to do all or part of the work?

Type: Enumerated

Length: 1

Answer List: TH40CONT

Value:	Mnemonic:	Description:
1	Self	Self only
2	Paid	Paid or contracted with someone else
3	Both	Both

- Don't Know
- Refuse
- Empty

- On Input
- On Output

Array:

Skip Instructions: 1,DK,RF: IF Ask_H[38] = 1 then goto PSCATH38
ELSEIF Ask_H[28] = 1 then goto PSCATH28
ELSEIF Ask_R[14] = 1 then goto PSCATR14
ELSEIF Ask_H[39] = 1 then goto PSCATH39
ELSEIF Ask_R[12] = 1 then goto PSCATR12
ELSEIF Ask_R[13] = 1 then goto PSCATR13
ELSE goto END_POPGRP1

2,3: H40_COST

Instrument SAS Name: H40CONT

Destination Data Set: POP1

H40_COST

Field

BSECT20C.BLP_POPGRP1.H40_COST

Description: Purchase price

Form Pane Label: Cost

SAS Name: H40_COST

Tag Name: H40_COST

Inherited Universe:

Universe: H40CONT = 2 or 3

Universe Description: Paid or contracted someone to do the job

Question Text: In the last TWO YEARS, how much was ^YR_YRCUS last expense for inside home maintenance and repair, excluding exterior work?

Fills: YR_YRCUS

Instructions: IF NUMHOUSE = 1 then fill "your"
ELSE fill "your household's"

Type: Integer

Length: 7

Min: 1

Max: 999999

Don't Know

Refuse

Empty

On Input

On Output

Array:

Special Instructions: Display a \$ and comma in the entry field

Skip Instructions: IF ENTRY gt 10,000 then goto ERR1_H40COST

ELSE goto H40STORE

Instrument SAS Name: H40_COST

Destination Data Set: POP1

Check

ERR1_H40COST
BSECT20C.BLP_POPGRP1.ERR1_H40COST

Description: Out of Range Check

Inherited Universe:

Universe: H40_COST gt 10000 AND H40_COST <> DK AND H40_COST <> RF

Universe Description:

Text: * THE VALUE ENTERED IS UNUSUALLY HIGH OR LOW

PLEASE VERIFY AND IF CORRECT, ENTER ITEM LEVEL NOTE

Check Instructions:

Type: Soft

Skip Instructions: Suppress: Goto H40STORE

All others, go back to H40_COST

H40STORE

Field

BSECT20C.BLP_POPGRP1.H40STORE

Description: Where Purchased

Form Pane Label: Business

SAS Name: H40STORE

Tag Name: H40STORE

Inherited Universe:

Universe: H40CONT = 2 or 3

Universe Description:

Question Text: What is the name of the business where ^YOU_YRCU had this expense?

✦ Enter store, website, or company name

Fills: YOU_YRCU

Instructions: IF NUMHOUSE = 1 then fill "you"
ELSE fill "your household"

Type: String

Length: 45

Don't Know

Refuse

Empty

On Input

On Output

Array:

Special Instructions: IF uppercase entry contains ".COM" then set H40PURCH = 1
and "keep" and "Show"

Skip Instructions: IF uppercase entry does not contains ".COM" and is not a DK
or RF then goto H40PURCH

ELSEIF Ask_H[38] = 1 then goto PSCATH38

ELSEIF Ask_H[28] = 1 then goto PSCATH28

ELSEIF Ask_R[14] = 1 then goto PSCATR14

ELSEIF Ask_H[39] = 1 then goto PSCATH39

ELSEIF Ask_R[12] = 1 then goto PSCATR12

```
ELSEIF Ask_R[13] = 1 then goto PSCATR13  
ELSE goto END_POPGRP1
```

Instrument SAS Name: H40STORE

Destination Data Set: POP1

H40PURCH

Field

BSECT20C.BLP_POPGRP1.H40PURCH

Description: Purchased Online or in person

Form Pane Label: Online

SAS Name: H40PURCH

Tag Name: H40PURCH

Inherited Universe:

Universe: H40STORE = RESPONSE and
(Uppercase entry in H40STORE does not contain ".COM")

Universe Description: Business name is not DK, RF or .COM

Question Text: Was this paid for -

Type: Enumerated

Length: 1

Answer List: Tonline

Value:	Mnemonic:	Description:
1	Online	Online?
2	InPerson	In person?
3	MailTel	By mail or telephone order?
4	Other	Other

- Don't Know
- Refuse
- Empty

- On Input
- On Output

Array:

Special Instructions: Answer list descriptions for options 1-3 should be bold black

Skip Instructions: 1,3,4,DK,RF: IF Ask_H[38] = 1 then goto PSCATH38
ELSEIF Ask_H[28] = 1 then goto PSCATH28
ELSEIF Ask_R[14] = 1 then goto PSCATR14
ELSEIF Ask_H[39] = 1 then goto PSCATH39
ELSEIF Ask_R[12] = 1 then goto PSCATR12

```
ELSEIF Ask_R[13] = 1 then goto PSCATR13  
ELSE goto END_POPGRP1
```

2: Goto H40LOC

Instrument SAS Name: H40PURCH

Destination Data Set: POP1

H40LOC

Field

BSECT20C.BLP_POPGRP1.H40LOC

Description: Purchase location - City

Form Pane Label: Location - City

SAS Name: H40LOC

Tag Name: H40LOC

Inherited Universe:

Universe: H40PURCH = 2

Universe Description: Purchased in person

Question Text: In what city is ^H40STORE_Fill located?

Fills: H40STORE_Fill

Instructions: Fill entry on H40STORE

Type: String

Length: 45

- Don't Know
- Refuse
- Empty

- On Input
- On Output

Array:

Skip Instructions: Goto H40LOCST

Instrument SAS Name: H40LOC

Destination Data Set: POP1

Field

H40LOCST
BSECT20C.BLP_POPGRP1.H40LOCST

Description: Purchase location - State

Form Pane Label: State

SAS Name: H40LOCST

Tag Name: H40LOCST

Inherited Universe:

Universe: H40PURCH = 2

Universe Description:

Help Screen: H_DESTCODE

Question Text: ? [F1]

In what state is ^H40STORE_Fill located?

[Enter the two character state abbreviation](#)

Fills: H40STORE_Fill

Instructions: Fill entry on H40STORE

Type: String

Length: 2

Don't Know
 Refuse
 Empty

On Input
 On Output

Array:

Special Instructions: Use answer type TState - STRING[2], display width 4

Skip Instructions: IF entry is not a valid state abbreviation then
goto CK_H40LOCST

ELSEIF Ask_H[38] = 1 then goto PSCATH38
ELSEIF Ask_H[28] = 1 then goto PSCATH28
ELSEIF Ask_R[14] = 1 then goto PSCATR14

```
ELSEIF Ask_H[39] = 1 then goto PSCATH39  
ELSEIF Ask_R[12] = 1 then goto PSCATR12  
ELSEIF Ask_R[13] = 1 then goto PSCATR13  
ELSE goto END_POPGRP1
```

Instrument SAS Name: H40LOCST

Destination Data Set: POP1

Check

CK_H40LOCST
BSECT20C.BLP_POPGRP1.CK_H40LOCST

Description: Not a valid state abbreviation

Inherited Universe:

Universe: (Entry in H40LOCST is not a valid state abbreviation) AND H40LOCST <> DK AND H40LOCST <> RF

Universe Description: State abbreviation entered is not valid

Text: * [Not a valid state abbreviation](#)

Check Instructions:

Type: Hard

Skip Instructions: Go back to H40LOCST

PSCATH38

Field

BSECT20C.BLP_POPGRP1.PSCATH38

Description: Had any expenses for service contracts in the last two years

Form Pane Label: Service Contracts

SAS Name: PSCATH38

Tag Name: PSCATH38

Inherited Universe:

Universe: Ask_H[38] = yes

Universe Description:

Question Text: ^PSCATH38Intro_Fill have ^YOU_ANYONE had any expenses for service contracts, maintenance, or repairs for major appliances? Do not include expenses for repairs you did yourself.

Fills: PSCATH38Intro_Fill

Instructions: IF PSCATH40 = EMPTY then fill "Now, please think about the last two years, since the first of ^TwoYearsAgo"
ELSE fill "In the last TWO YEARS,"

Fills: TwoYearsAgo

Instructions: IF CUR_MONTHNUM = 01 then fill "December YEAR minus 3 years"
IF CUR_MONTHNUM = 02 then fill "January YEAR minus 2 years"
IF CUR_MONTHNUM = 03 then fill "February YEAR minus 2 years"
ELSEIF CUR_MONTHNUM = 04 then fill "March YEAR minus 2 years"
ELSEIF CUR_MONTHNUM = 05 then fill "April YEAR minus 2 years"
ELSEIF CUR_MONTHNUM = 06 then fill "May YEAR minus 2 years"
ELSEIF CUR_MONTHNUM = 07 then fill "June YEAR minus 2 years"
ELSEIF CUR_MONTHNUM = 08 then fill "July YEAR minus 2 years"
ELSEIF CUR_MONTHNUM = 09 then fill "August YEAR minus 2 years"
ELSEIF CUR_MONTHNUM = 10 then fill "September YEAR minus 2 years"
ELSEIF CUR_MONTHNUM = 11 then fill "October YEAR minus 2 years"
ELSEIF CUR_MONTHNUM = 12 then fill "November YEAR minus 2 years"

Fills: YOU_ANYONE

Instructions: IF NUMHOUSE = 1 then fill "you"
ELSE fill "you or anyone in your household"

Type: Enumerated

Length: 1

Answer List: TYesNo

Value:	Mnemonic:	Description:
1	Yes	Yes
2	No	No

- Don't Know
- Refuse
- Empty

- On Input
- On Output

Array:

Skip Instructions: 1: Goto H38COST

```
2,DK,RF: IF Ask_H[28] = 1 then goto PSCATH28
          ELSEIF Ask_R[14] = 1 then goto PSCATR14
          ELSEIF Ask_H[39] = 1 then goto PSCATH39
          ELSEIF Ask_R[12] = 1 then goto PSCATR12
          ELSEIF Ask_R[13] = 1 then goto PSCATR13
          ELSE goto END_POPGRP1
```

Instrument SAS Name: PSCATH38

Destination Data Set: POP1

H38_COST

Field

BSECT20C.BLP_POPGRP1.H38_COST

Description: Purchase price

Form Pane Label: Cost

SAS Name: H38_COST

Tag Name: H38_COST

Inherited Universe:

Universe: PSCATH38 = 1

Universe Description:

Question Text: In the last TWO YEARS, how much was ^YR_YRCUS last expense for service contracts, maintenance, or repairs for major appliances?

Fills: YR_YRCUS

Instructions: IF NUMHOUSE = 1 then fill "your"
ELSE fill "your household's"

Type: Integer

Length: 7

Min: 1

Max: 999999

Don't Know

Refuse

Empty

On Input

On Output

Array:

Special Instructions: Display a \$ and comma in the entry field

Skip Instructions: IF ENTRY lt 5 or gt 325 then goto ERR1_H38COST

ELSE goto H38TORE

Instrument SAS Name: H38_COST

Destination Data Set: POP1

Check

ERR1_H38COST
BSECT20C.BLP_POPGRP1.ERR1_H38COST

Description: Out of Range Check

Inherited Universe:

Universe: (H38_COST lt 5 or H38_COST gt 325) AND H38_COST <> DK AND H38_COST <>
RF

Universe Description:

Text: * THE VALUE ENTERED IS UNUSUALLY HIGH OR LOW

PLEASE VERIFY AND IF CORRECT, ENTER ITEM LEVEL NOTE

Check Instructions:

Type: Soft

Skip Instructions: Suppress: Goto H38STORE

All others, go back to H38_COST

H38STORE

Field

BSECT20C.BLP_POPGRP1.H38STORE

Description: Where Purchased

Form Pane Label: Business

SAS Name: H38STORE

Tag Name: H38STORE

Inherited Universe:

Universe: PSCATH38 = 1

Universe Description:

Question Text: What is the name of the business where ^YOU_YRCU had this expense?

✦ Enter store, website, or company name

Fills: YOU_YRCU

Instructions: IF NUMHOUSE = 1 then fill "you"
ELSE fill "your household"

Type: String

Length: 45

Don't Know

Refuse

Empty

On Input

On Output

Array:

Special Instructions: IF uppercase entry contains ".COM" then set H38PURCH = 1
and "keep" and "Show"

Skip Instructions: IF uppercase entry does not contains ".COM" and is not a DK
or RF then goto H38PURCH

ELSEIF Ask_H[28] = 1 then goto PSCATH28

ELSEIF Ask_R[14] = 1 then goto PSCATR14

ELSEIF Ask_H[39] = 1 then goto PSCATH39

ELSEIF Ask_R[12] = 1 then goto PSCATR12

ELSEIF Ask_R[13] = 1 then goto PSCATR13

ELSE goto END_POPGRP1

Instrument SAS Name: H38STORE

Destination Data Set: POP1

H38PURCH

Field

BSECT20C.BLP_POPGRP1.H38PURCH

Description: Purchased Online or in person

Form Pane Label: Online

SAS Name: H38PURCH

Tag Name: H38PURCH

Inherited Universe:

Universe: H38STORE = RESPONSE and
(Uppercase entry in H38STORE does not contain ".COM")

Universe Description: Business name is not DK, RF or .COM

Question Text: Was this paid for -

Type: Enumerated

Length: 1

Answer List: Tonline

Value:	Mnemonic:	Description:
1	Online	Online?
2	InPerson	In person?
3	MailTel	By mail or telephone order?
4	Other	Other

- Don't Know
- Refuse
- Empty

- On Input
- On Output

Array:

Special Instructions: Answer list descriptions for options 1-3 should be bold black

Skip Instructions: 1,3,4,DK,RF: IF Ask_H[28] = 1 then goto PSCATH28
ELSEIF Ask_R[14] = 1 then goto PSCATR14
ELSEIF Ask_H[39] = 1 then goto PSCATH39
ELSEIF Ask_R[12] = 1 then goto PSCATR12
ELSEIF Ask_R[13] = 1 then goto PSCATR13

ELSE goto END_POPGRP1

2: Goto H38LOC

Instrument SAS Name: H38PURCH

Destination Data Set: POP1

H38LOC

Field

BSECT20C.BLP_POPGRP1.H38LOC

Description: Purchase location - City

Form Pane Label: Location - City

SAS Name: H38LOC

Tag Name: H38LOC

Inherited Universe:

Universe: H38PURCH = 2

Universe Description: Purchased in person

Question Text: In what city is ^H38STORE_Fill located?

Fills: H38STORE_Fill

Instructions: Fill entry from H38STORE

Type: String

Length: 45

- Don't Know
- Refuse
- Empty

- On Input
- On Output

Array:

Skip Instructions: Goto H38LOCST

Instrument SAS Name: H38LOC

Destination Data Set: POP1

Field

H38LOCST
BSECT20C.BLP_POPGRP1.H38LOCST

Description: Purchase location - State

Form Pane Label: State

SAS Name: H38LOCST

Tag Name: H38LOCST

Inherited Universe:

Universe: H38PURCH = 2

Universe Description:

Help Screen: H_DESTCODE

Question Text: ? [F1]

In what state is ^H38STORE_Fill located?

[Enter the two character state abbreviation](#)

Fills: H38STORE_Fill

Instructions: Fill entry from H38STORE

Type: String

Length: 2

- Don't Know
- Refuse
- Empty

- On Input
- On Output

Array:

Special Instructions: Use answer type TState - STRING[2], display width 4

Skip Instructions: IF entry is not a valid state abbreviation then
goto CK_H38LOCST

ELSEIF Ask_H[28] = 1 then goto PSCATH28
ELSEIF Ask_R[14] = 1 then goto PSCATR14
ELSEIF Ask_H[39] = 1 then goto PSCATH39

```
ELSEIF Ask_R[12] = 1 then goto PSCATR12  
ELSEIF Ask_R[13] = 1 then goto PSCATR13  
ELSE goto END_POPGRP1
```

Instrument SAS Name: H38LOCST

Destination Data Set: POP1

Check

CK_H38LOCST
BSECT20C.BLP_POPGRP1.CK_H38LOCST

Description: Not a valid state abbreviation

Inherited Universe:

Universe: (Entry in H38LOCST is not a valid state abbreviation) AND H38LOCST <> DK AND H38LOCST <> RF

Universe Description: State abbreviation entered is not valid

Text: * [Not a valid state abbreviation](#)

Check Instructions:

Type: Hard

Skip Instructions: Go back to H38LOCST

PSCATH28

Field

BSECT20C.BLP_POPGRP1.PSCATH28

Description: Purchased any power tools in the last two years

Form Pane Label: Power Tools

SAS Name: PSCATH28

Tag Name: PSCATH28

Inherited Universe:

Universe: Ask_H[28] = yes

Universe Description:

Question Text: ^PSCATH28Intro_Fill have ^YOU_ANYONE purchased any power tools?

Fills: PSCATH28Intro_Fill

Instructions: IF PSCATH40 = EMPTY and PSCATH38 = EMPTY then fill "Now, please think about the last two years, since the first of ^TwoYearsAgo"
ELSE fill "In the last TWO YEARS,"

Fills: TwoYearsAgo

Instructions: IF CUR_MONTHNUM = 01 then fill "December YEAR minus 3 years"
IF CUR_MONTHNUM = 02 then fill "January YEAR minus 2 years"
IF CUR_MONTHNUM = 03 then fill "February YEAR minus 2 years"
ELSEIF CUR_MONTHNUM = 04 then fill "March YEAR minus 2 years"
ELSEIF CUR_MONTHNUM = 05 then fill "April YEAR minus 2 years"
ELSEIF CUR_MONTHNUM = 06 then fill "May YEAR minus 2 years"
ELSEIF CUR_MONTHNUM = 07 then fill "June YEAR minus 2 years"
ELSEIF CUR_MONTHNUM = 08 then fill "July YEAR minus 2 years"
ELSEIF CUR_MONTHNUM = 09 then fill "August YEAR minus 2 years"
ELSEIF CUR_MONTHNUM = 10 then fill "September YEAR minus 2 years"
ELSEIF CUR_MONTHNUM = 11 then fill "October YEAR minus 2 years"
ELSEIF CUR_MONTHNUM = 12 then fill "November YEAR minus 2 years"

Fills: YOU_ANYONE

Instructions: IF NUMHOUSE = 1 then fill "you"
ELSE fill "you or anyone in your household"

Type: Enumerated

Length: 1

Answer List: TYesNo

Value:	Mnemonic:	Description:
1	Yes	Yes
2	No	No

- Don't Know
- Refuse
- Empty

- On Input
- On Output

Array:

Skip Instructions: 1: Goto H28COST

```
2,DK,RF: IF Ask_R[14] = 1 then goto PSCATR14
          ELSEIF Ask_H[39] = 1 then goto PSCATH39
          ELSEIF Ask_R[12] = 1 then goto PSCATR12
          ELSEIF Ask_R[13] = 1 then goto PSCATR13
          ELSE goto END_POPGRP1
```

Instrument SAS Name: PSCATH28

Destination Data Set: POP1

H28_COST

Field

BSECT20C.BLP_POPGRP1.H28_COST

Description: Purchase price

Form Pane Label: Cost

SAS Name: H28_COST

Tag Name: H28_COST

Inherited Universe:

Universe: PSCATH28 = 1

Universe Description:

Question Text: In the last TWO YEARS, how much did ^YOU_YRCU last spend on power tools?

Fills: YOU_YRCU

Instructions: IF NUMHOUSE = 1 then fill "you"
ELSE fill "your household"

Type: Integer

Length: 7

Min: 1

Max: 999999

- Don't Know
- Refuse
- Empty

- On Input
- On Output

Array:

Special Instructions: Display a \$ and comma in the entry field

Skip Instructions: IF ENTRY lt 11 or gt 700 then goto ERR1_H28COST

ELSE goto H28TORE

Instrument SAS Name: H28_COST

Destination Data Set: POP1

Check

ERR1_H28COST
BSECT20C.BLP_POPGRP1.ERR1_H28COST

Description: Out of Range Check

Inherited Universe:

Universe: (H28_COST lt 11 or H28_COST gt 700) AND H28_COST <> DK AND H28_COST <>
RF

Universe Description:

Text: * THE VALUE ENTERED IS UNUSUALLY HIGH OR LOW

PLEASE VERIFY AND IF CORRECT, ENTER ITEM LEVEL NOTE

Check Instructions:

Type: Soft

Skip Instructions: Suppress: Goto H28STORE

All others, go back to H28_COST

H28STORE

Field

BSECT20C.BLP_POPGRP1.H28STORE

Description: Where Purchased

Form Pane Label: Business

SAS Name: H28STORE

Tag Name: H28STORE

Inherited Universe:

Universe: PSCATH28 = 1

Universe Description:

Question Text: What is the name of the business where this was last purchased?

✦ Enter store, website, or company name

Type: String

Length: 45

Don't Know
 Refuse
 Empty

On Input
 On Output

Array:

Special Instructions: IF uppercase entry contains ".COM" then set H28PURCH = 1
and "keep" and "Show"

Skip Instructions: IF uppercase entry does not contains ".COM" and is not a DK
or RF then goto H28PURCH

```
ELSEIF Ask_R[14] = 1 then goto PSCATR14  
ELSEIF Ask_H[39] = 1 then goto PSCATH39  
ELSEIF Ask_R[12] = 1 then goto PSCATR12  
ELSEIF Ask_R[13] = 1 then goto PSCATR13  
ELSE goto END_POPGRP1
```

Instrument SAS Name: H28STORE

Destination Data Set: POP1

Field

H28PURCH
BSECT20C.BLP_POPGRP1.H28PURCH

Description: Purchased Online or in person

Form Pane Label: Online

SAS Name: H28PURCH

Tag Name: H28PURCH

Inherited Universe:

Universe: H28STORE = RESPONSE and
(Uppercase entry in H28STORE does not contain ".COM")

Universe Description: Business name is not DK, RF or .COM

Question Text: Was this paid for -

Type: Enumerated

Length: 1

Answer List: Tonline

Value:	Mnemonic:	Description:
1	Online	Online?
2	InPerson	In person?
3	MailTel	By mail or telephone order?
4	Other	Other

- Don't Know
- Refuse
- Empty

- On Input
- On Output

Array:

Special Instructions: Answer list descriptions for options 1-3 should be bold black

Skip Instructions: 1,3,4,DK,RF: IF Ask_R[14] = 1 then goto PSCATR14
ELSEIF Ask_H[39] = 1 then goto PSCATH39
ELSEIF Ask_R[12] = 1 then goto PSCATR12
ELSEIF Ask_R[13] = 1 then goto PSCATR13
ELSE goto END_POPGRP1

2: Goto H28LOC

Instrument SAS Name: H28PURCH

Destination Data Set: POP1

Field

H28LOC
BSECT20C.BLP_POPGRP1.H28LOC

Description: Purchase location - City

Form Pane Label: Location - City

SAS Name: H28LOC

Tag Name: H28LOC

Inherited Universe:

Universe: H28PURCH = 2

Universe Description: Purchased in person

Question Text: In what city is ^H28STORE_Fill located?

Fills: H28STORE_Fill

Instructions: Fill entry in H28STORE

Type: String

Length: 45

- Don't Know
- Refuse
- Empty

- On Input
- On Output

Array:

Skip Instructions: Goto H28LOCST

Instrument SAS Name: H28LOC

Destination Data Set: POP1

H28LOCST

Field

BSECT20C.BLP_POPGRP1.H28LOCST

Description: Purchase location - State

Form Pane Label: State

SAS Name: H28LOCST

Tag Name: H28LOCST

Inherited Universe:

Universe: H28PURCH = 2

Universe Description:

Help Screen: H_DESTCODE

Question Text: ? [F1]

In what state is ^H28STORE_Fill located?

[Enter the two character state abbreviation](#)

Fills: H28STORE_Fill

Instructions: Fill entry in H28STORE

Type: String

Length: 2

- Don't Know
- Refuse
- Empty

- On Input
- On Output

Array:

Special Instructions: Use answer type TState - STRING[2], display width 4

Skip Instructions: IF entry is not a valid state abbreviation then
goto CK_H28LOCST

```
ELSEIF Ask_R[14] = 1 then goto PSCATR14  
ELSEIF Ask_H[39] = 1 then goto PSCATH39  
ELSEIF Ask_R[12] = 1 then goto PSCATR12
```



```
ELSEIF Ask_R[13] = 1 then goto PSCATR13  
ELSE goto END_POPGRP1
```

Instrument SAS Name: H28LOCST

Destination Data Set: POP1

CK_H28LOCST

Check

BSECT20C.BLP_POPGRP1.CK_H28LOCST

Description: Not a valid state abbreviation

Inherited Universe:

Universe: (Entry in H28LOCST is not a valid state abbreviation) AND H28LOCST <> DK AND H28LOCST <> RF

Universe Description: State abbreviation entered is not valid

Text: * [Not a valid state abbreviation](#)

Check Instructions:

Type: Hard

Skip Instructions: Go back to H28LOCST

Field

PSCATR14

BSECT20C.BLP_POPGRP1.PSCATR14

Description: Purchased any bicycles or bike equipment in the last 2 years

Form Pane Label: Bicycles

SAS Name: PSCATR14

Tag Name: PSCATR14

Inherited Universe:

Universe: Ask_R[14] = yes

Universe Description:

Question Text: ^PSCATR14Intro_Fill have ^YOU_ANYONE purchased any bicycles or bicycle equipment?

Fills: PSCATR14Intro_Fill

Instructions: IF PSCATH40 = EMPTY and PSCATH38 = EMPTY AND PSCATH28 = EMPTY then fill "Now, please think about the last two years, since the first of ^TwoYearsAgo"
ELSE fill "In the last TWO YEARS,"

Fills: TwoYearsAgo

Instructions: IF CUR_MONTHNUM = 01 then fill "December YEAR minus 3 years"
IF CUR_MONTHNUM = 02 then fill "January YEAR minus 2 years"
IF CUR_MONTHNUM = 03 then fill "February YEAR minus 2 years"
ELSEIF CUR_MONTHNUM = 04 then fill "March YEAR minus 2 years"
ELSEIF CUR_MONTHNUM = 05 then fill "April YEAR minus 2 years"
ELSEIF CUR_MONTHNUM = 06 then fill "May YEAR minus 2 years"
ELSEIF CUR_MONTHNUM = 07 then fill "June YEAR minus 2 years"
ELSEIF CUR_MONTHNUM = 08 then fill "July YEAR minus 2 years"
ELSEIF CUR_MONTHNUM = 09 then fill "August YEAR minus 2 years"
ELSEIF CUR_MONTHNUM = 10 then fill "September YEAR minus 2 years"
ELSEIF CUR_MONTHNUM = 11 then fill "October YEAR minus 2 years"
ELSEIF CUR_MONTHNUM = 12 then fill "November YEAR minus 2 years"

Fills: YOU_ANYONE

Instructions: IF NUMHOUSE = 1 then fill "you"
ELSE fill "you or anyone in your household"

Type: Enumerated

Length: 1

Answer List: TYesNo

Value:	Mnemonic:	Description:
1	Yes	Yes
2	No	No

- Don't Know
- Refuse
- Empty

- On Input
- On Output

Array:

Skip Instructions: 1: Goto R14COST

2,DK,RF: IF Ask_H[39] = 1 then goto PSCATH39
ELSEIF Ask_R[12] = 1 then goto PSCATR12
ELSEIF Ask_R[13] = 1 then goto PSCATR13
ELSE goto END_POPGRP1

Instrument SAS Name: PSCATR14

Destination Data Set: POP1

Field

R14_COST
BSECT20C.BLP_POPGRP1.R14_COST

Description: Purchase price

Form Pane Label: Cost

SAS Name: R14_COST

Tag Name: R14_COST

Inherited Universe:

Universe: PSCATR14 = 1

Universe Description:

Question Text: In the last TWO YEARS, how much did ^YOU_YRCU last spend on bicycles or bicycle equipment?

Fills: YOU_YRCU

Instructions: IF NUMHOUSE = 1 then fill "you"
ELSE fill "your household"

Type: Integer

Length: 7

Min: 1

Max: 999999

Don't Know

Refuse

Empty

On Input

On Output

Array:

Special Instructions: Display a \$ and comma in the entry field

Skip Instructions: IF ENTRY lt 5 or gt 924 then goto ERR1_R14COST

ELSE goto R14TORE

Instrument SAS Name: R14_COST

Destination Data Set: POP1

ERR1_R14COST

Check

BSECT20C.BLP_POPGRP1.ERR1_R14COST

Description: Out of Range Check

Inherited Universe:

Universe: (R14_COST lt 5 or R14_COST gt 924) AND R14_COST <> DK AND R14_COST <>
RF

Universe Description:

Text: * THE VALUE ENTERED IS UNUSUALLY HIGH OR LOW

PLEASE VERIFY AND IF CORRECT, ENTER ITEM LEVEL NOTE

Check Instructions:

Type: Soft

Skip Instructions: Suppress: Goto R14STORE

All others, go back to R14_COST

Field

R14STORE
BSECT20C.BLP_POPGRP1.R14STORE

Description: Where Purchased

Form Pane Label: Business

SAS Name: R14STORE

Tag Name: R14STORE

Inherited Universe:

Universe: PSCATR14 = 1

Universe Description:

Question Text: What is the name of the business where this was last purchased?

✦ Enter store, website, or company name

Type: String

Length: 45

Don't Know

Refuse

Empty

On Input

On Output

Array:

Special Instructions: IF uppercase entry contains ".COM" then set R14PURCH = 1
and "keep" and "Show"

Skip Instructions: IF uppercase entry does not contains ".COM" and is not a DK
or RF then goto R14PURCH

ELSEIF Ask_H[39] = 1 then goto PSCATH39

ELSEIF Ask_R[12] = 1 then goto PSCATR12

ELSEIF Ask_R[13] = 1 then goto PSCATR13

ELSE goto END_POPGRP1

Instrument SAS Name: R14STORE

Destination Data Set: POP1

R14PURCH

Field

BSECT20C.BLP_POPGRP1.R14PURCH

Description: Purchased Online or in person

Form Pane Label: Online

SAS Name: R14PURCH

Tag Name: R14PURCH

Inherited Universe:

Universe: R14STORE = RESPONSE and
(Uppercase entry in R14STORE does not contain ".COM")

Universe Description: Business name is not DK, RF or .COM

Question Text: Was this paid for -

Type: Enumerated

Length: 1

Answer List: Tonline

Value:	Mnemonic:	Description:
1	Online	Online?
2	InPerson	In person?
3	MailTel	By mail or telephone order?
4	Other	Other

- Don't Know
- Refuse
- Empty

- On Input
- On Output

Array:

Special Instructions: Answer list descriptions for options 1-3 should be bold black

Skip Instructions: 1,3,4,DK,RF: IF Ask_H[39] = 1 then goto PSCATH39
ELSEIF Ask_R[12] = 1 then goto PSCATR12
ELSEIF Ask_R[13] = 1 then goto PSCATR13
ELSE goto END_POPGRP1

2: Goto R14LOC

Instrument SAS Name: R14PURCH

Destination Data Set: POP1

R14LOC

Field

BSECT20C.BLP_POPGRP1.R14LOC

Description: Purchase location - City

Form Pane Label: Location - City

SAS Name: R14LOC

Tag Name: R14LOC

Inherited Universe:

Universe: R14PURCH = 2

Universe Description: Purchased in person

Question Text: In what city is ^R14STORE_Fill located?

Fills: R14STORE_Fill

Instructions: Fill entry on R14STORE

Type: String

Length: 45

- Don't Know
- Refuse
- Empty

- On Input
- On Output

Array:

Skip Instructions: Goto R14LOCST

Instrument SAS Name: R14LOC

Destination Data Set: POP1

Field

R14LOCST
BSECT20C.BLP_POPGRP1.R14LOCST

Description: Purchase location - State

Form Pane Label: State

SAS Name: R14LOCST

Tag Name: R14LOCST

Inherited Universe:

Universe: R14PURCH = 2

Universe Description:

Help Screen: H_DESTCODE

Question Text: ? [F1]

In what state is ^R14STORE_Fill located?

[Enter the two character state abbreviation](#)

Fills: R14STORE_Fill

Instructions: Fill entry on R14STORE

Type: String

Length: 2

- Don't Know
- Refuse
- Empty

- On Input
- On Output

Array:

Special Instructions: Use answer type TState - STRING[2], display width 4

Skip Instructions: IF entry is not a valid state abbreviation then
goto CK_R14LOCST

ELSEIF Ask_H[39] = 1 then goto PSCATH39
ELSEIF Ask_R[12] = 1 then goto PSCATR12
ELSEIF Ask_R[13] = 1 then goto PSCATR13

ELSE goto END_POPGRP1

Instrument SAS Name: R14LOCST

Destination Data Set: POP1

Check

CK_R14LOCST
BSECT20C.BLP_POPGRP1.CK_R14LOCST

Description: Not a valid state abbreviation

Inherited Universe:

Universe: (Entry in R14LOCST is not a valid state abbreviation) AND R14LOCST <> DK AND R14LOCST <> RF

Universe Description: State abbreviation entered is not valid

Text: * [Not a valid state abbreviation](#)

Check Instructions:

Type: Hard

Skip Instructions: Go back to R14LOCST

PSCATH39

Field

BSECT20C.BLP_POPGRP1.PSCATH39

Description: Expenses for any furniture repair in the last five years

Form Pane Label: Furniture Repair

SAS Name: PSCATH39

Tag Name: PSCATH39

Inherited Universe:

Universe: Ask_H[39] = yes

Universe Description: Furniture repair not reported in section 5

Question Text: Now, please think about the last five years, since the first of ^FiveYearsAgo have ^YOU_ANYONE had any expenses for repairing, refinishing, or reupholstering furniture? Do not include expenses for repairs you did yourself.

Fills: FiveYearsAgo

Instructions: IF CUR_MONTHNUM = 01 then fill "December YEAR minus 6 years"
IF CUR_MONTHNUM = 02 then fill "January YEAR minus 5 years"
IF CUR_MONTHNUM = 03 then fill "February YEAR minus 5 years"
ELSEIF CUR_MONTHNUM = 04 then fill "March YEAR minus 5 years"
ELSEIF CUR_MONTHNUM = 05 then fill "April YEAR minus 5 years"
ELSEIF CUR_MONTHNUM = 06 then fill "May YEAR minus 5 years"
ELSEIF CUR_MONTHNUM = 07 then fill "June YEAR minus 5 years"
ELSEIF CUR_MONTHNUM = 08 then fill "July YEAR minus 5 years"
ELSEIF CUR_MONTHNUM = 09 then fill "August YEAR minus 5 years"
ELSEIF CUR_MONTHNUM = 10 then fill "September YEAR minus 5 years"
ELSEIF CUR_MONTHNUM = 11 then fill "October YEAR minus 5 years"
ELSEIF CUR_MONTHNUM = 12 then fill "November YEAR minus 5 years"

Fills: YOU_ANYONE

Instructions: IF NUMHOUSE = 1 then fill "you"
ELSE fill "you or anyone in your household"

Type: Enumerated

Length: 1

Answer List: TYesNo

Value:	Mnemonic:	Description:
1	Yes	Yes
2	No	No

Don't Know
 Refuse
 Empty

On Input
 On Output

Array:

Skip Instructions: 1: Goto H39_COST

2,DK,RF: IF Ask_R[12] = 1 then goto PSCATR12
ELSEIF Ask_R[13] = 1 then goto PSCATR13
ELSE goto END_POPGRP1

Instrument SAS Name: PSCATH39

Destination Data Set: POP1

H39_COST

Field

BSECT20C.BLP_POPGRP1.H39_COST

Description: Purchase price

Form Pane Label: Cost

SAS Name: H39_COST

Tag Name: H39_COST

Inherited Universe:

Universe: PSCATH39 = 1

Universe Description:

Question Text: In the last FIVE YEARS, how much was ^YR_YRCUS last expense for repairing, refinishing, or reupholstering furniture?

Fills: YR_YRCUS

Instructions: IF NUMHOUSE = 1 then fill "your"
ELSE fill "your household's"

Type: Integer

Length: 7

Min: 1

Max: 999999

Don't Know

Refuse

Empty

On Input

On Output

Array:

Special Instructions: Display a \$ and comma in the entry field

Skip Instructions: IF ENTRY lt 5 or gt 1900 then goto ERR1_H39COST

ELSE goto H39STORE

Instrument SAS Name: H39_COST

Destination Data Set: POP1

Check

ERR1_H39COST
BSECT20C.BLP_POPGRP1.ERR1_H39COST

Description: Out of Range Check

Inherited Universe:

Universe: (H39_COST lt 5 or H39_COST gt 1900) AND H39_COST <> DK AND H39_COST <>
RF

Universe Description:

Text: * THE VALUE ENTERED IS UNUSUALLY HIGH OR LOW

PLEASE VERIFY AND IF CORRECT, ENTER ITEM LEVEL NOTE

Check Instructions:

Type: Soft

Skip Instructions: Suppress: Goto H39STORE

All others, go back to H39_COST

H39STORE

Field

BSECT20C.BLP_POPGRP1.H39STORE

Description: Where Purchased

Form Pane Label: Business

SAS Name: H39STORE

Tag Name: H39STORE

Inherited Universe:

Universe: PSCATH39 = 1

Universe Description:

Question Text: What is the name of the business where ^YOU_YRCU had this expense?

✦ Enter store, website, or company name

Fills: YOU_YRCU

Instructions: IF NUMHOUSE = 1 then fill "you"
ELSE fill "your household"

Type: String

Length: 45

Don't Know

Refuse

Empty

On Input

On Output

Array:

Special Instructions: IF uppercase entry contains ".COM" then set H39PURCH = 1
and "keep" and "Show"

Skip Instructions: IF uppercase entry does not contains ".COM" and is not a DK
or RF then goto H39PURCH

ELSEIF Ask_R[12] = 1 then goto PSCATR12

ELSEIF Ask_R[13] = 1 then goto PSCATR13

ELSE goto END_POPGRP1

Instrument SAS Name: H39STORE

Destination Data Set: POP1

H39PURCH

Field

BSECT20C.BLP_POPGRP1.H39PURCH

Description: Purchased Online or in person

Form Pane Label: Online

SAS Name: H39PURCH

Tag Name: H39PURCH

Inherited Universe:

Universe: H39STORE = RESPONSE and
(Uppercase entry in H39STORE does not contain ".COM")

Universe Description: Business name is not DK, RF or .COM

Question Text: Was this paid for -

Type: Enumerated

Length: 1

Answer List: Tonline

Value:	Mnemonic:	Description:
1	Online	Online?
2	InPerson	In person?
3	MailTel	By mail or telephone order?
4	Other	Other

- Don't Know
- Refuse
- Empty

- On Input
- On Output

Array:

Special Instructions: Answer list descriptions for options 1-3 should be bold black

Skip Instructions: 1,3,4,DK,RF: IF Ask_R[12] = 1 then goto PSCATR12
ELSEIF Ask_R[13] = 1 then goto PSCATR13
ELSE goto END_POPGRP1

2: Goto H39LOC

Instrument SAS Name: H39PURCH

Destination Data Set: POP1

H39LOC

Field

BSECT20C.BLP_POPGRP1.H39LOC

Description: Purchase location - City

Form Pane Label: Location - City

SAS Name: H39LOC

Tag Name: H39LOC

Inherited Universe:

Universe: H39PURCH = 2

Universe Description: Purchased in person

Question Text: In what city is ^H39STORE_Fill located?

Fills: H39STORE_Fill

Instructions: Fill entry in H39STORE

Type: String

Length: 45

- Don't Know
- Refuse
- Empty

- On Input
- On Output

Array:

Skip Instructions: Goto H39LOCST

Instrument SAS Name: H39LOC

Destination Data Set: POP1

Field

H39LOCST
BSECT20C.BLP_POPGRP1.H39LOCST

Description: Purchase location - State

Form Pane Label: State

SAS Name: H39LOCST

Tag Name: H39LOCST

Inherited Universe:

Universe: H39PURCH = 2

Universe Description:

Help Screen: H_DESTCODE

Question Text: ? [F1]

In what state is ^H39STORE_Fill located?

[Enter the two character state abbreviation](#)

Fills: H39STORE_Fill

Instructions: Fill entry in H39STORE

Type: String

Length: 2

Don't Know
 Refuse
 Empty

On Input
 On Output

Array:

Special Instructions: Use answer type TState - STRING[2], display width 4

Skip Instructions: IF entry is not a valid state abbreviation then
goto CK_H39LOCST

ELSEIF Ask_R[12] = 1 then goto PSCATR12
ELSEIF Ask_R[13] = 1 then goto PSCATR13
ELSE goto END_POPGRP1

Instrument SAS Name: H39LOCST

Destination Data Set: POP1

Check

CK_H39LOCST
BSECT20C.BLP_POPGRP1.CK_H39LOCST

Description: Not a valid state abbreviation

Inherited Universe:

Universe: (Entry in H39LOCST is not a valid state abbreviation) AND H39LOCST <> DK AND H39LOCST <> RF

Universe Description: State abbreviation entered is not valid

Text: * [Not a valid state abbreviation](#)

Check Instructions:

Type: Hard

Skip Instructions: Go back to H39LOCST

PSCATR12

Field

BSECT20C.BLP_POPGRP1.PSCATR12

Description: Expenses for any outboard motors or powered sports vehicles in the last five years

Form Pane Label: Motors/Sport Vehicles

SAS Name: PSCATR12

Tag Name: PSCATR12

Inherited Universe:

Universe: Ask_R[12] = yes

Universe Description: Outboard motors, motor boats, or other vehicles not reported in section 11

Question Text: ^PSCATR12Intro_Fill have ^YOU_ANYONE purchased any outboard motors or powered sports vehicles?

Fills: PSCATR12Intro_Fill

Instructions: If PSCATH39 = EMPTY then fill "Now, please think about the last five years, since the first of ^FiveYearsAgo"
ELSE fill "In the last FIVE YEARS,"

Fills: FiveYearsAgo

Instructions: IF CUR_MONTHNUM = 01 then fill "December YEAR minus 6 years"
IF CUR_MONTHNUM = 02 then fill "January YEAR minus 5 years"
IF CUR_MONTHNUM = 03 then fill "February YEAR minus 5 years"
ELSEIF CUR_MONTHNUM = 04 then fill "March YEAR minus 5 years"
ELSEIF CUR_MONTHNUM = 05 then fill "April YEAR minus 5 years"
ELSEIF CUR_MONTHNUM = 06 then fill "May YEAR minus 5 years"
ELSEIF CUR_MONTHNUM = 07 then fill "June YEAR minus 5 years"
ELSEIF CUR_MONTHNUM = 08 then fill "July YEAR minus 5 years"
ELSEIF CUR_MONTHNUM = 09 then fill "August YEAR minus 5 years"
ELSEIF CUR_MONTHNUM = 10 then fill "September YEAR minus 5 years"
ELSEIF CUR_MONTHNUM = 11 then fill "October YEAR minus 5 years"
ELSEIF CUR_MONTHNUM = 12 then fill "November YEAR minus 5 years"

Fills: YOU_ANYONE

Instructions: IF NUMHOUSE = 1 then fill "you"
ELSE fill "you or anyone in your household"

Type: Enumerated

Length: 1

Answer List: TYesNo

Value:	Mnemonic:	Description:
1	Yes	Yes
2	No	No

- Don't Know
- Refuse
- Empty

- On Input
- On Output

Array:

Skip Instructions: 1: Goto R12_COST

2,DK,RF: IF Ask_R[13] = 1 then goto PSCATR13
ELSE goto END_POPGRP1

Instrument SAS Name: PSCATR12

Destination Data Set: POP1

R12_COST

Field

BSECT20C.BLP_POPGRP1.R12_COST

Description: Purchase price

Form Pane Label: Cost

SAS Name: R12_COST

Tag Name: R12_COST

Inherited Universe:

Universe: PSCATR12 = 1

Universe Description:

Question Text: In the last FIVE YEARS, how much did ^YOU_YRCU spend on your last purchase of an outboard motor or powered sports vehicle?

Fills: YOU_YRCU

Instructions: IF NUMHOUSE = 1 then fill "you"
ELSE fill "your household"

Type: Integer

Length: 7

Min: 1

Max: 999999

Don't Know

Refuse

Empty

On Input

On Output

Array:

Special Instructions: Display a \$ and comma in the entry field

Skip Instructions: IF ENTRY lt 40 or gt 50,000 then goto ERR1_R12COST

ELSE goto R12STORE

Instrument SAS Name: R12_COST

Destination Data Set: POP1

Check

ERR1_R12COST
BSECT20C.BLP_POPGRP1.ERR1_R12COST

Description: Out of Range Check

Inherited Universe:

Universe: (R12_COST lt 40 or R12_COST gt 50000) AND R12_COST <> DK AND R12_COST <> RF

Universe Description:

Text: * THE VALUE ENTERED IS UNUSUALLY HIGH OR LOW

PLEASE VERIFY AND IF CORRECT, ENTER ITEM LEVEL NOTE

Check Instructions:

Type: Soft

Skip Instructions: Suppress: Goto R12STORE

All others, go back to R12_COST

R12STORE

Field

BSECT20C.BLP_POPGRP1.R12STORE

Description: Where Purchased

Form Pane Label: Business

SAS Name: R12STORE

Tag Name: R12STORE

Inherited Universe:

Universe: PSCATR12 = 1

Universe Description:

Question Text: What is the name of the business where this was last purchased?

✦ Enter store, website, or company name

Type: String

Length: 45

Don't Know

Refuse

Empty

On Input

On Output

Array:

Special Instructions: IF uppercase entry contains ".COM" then set R12PURCH = 1
and "keep" and "Show"

Skip Instructions: IF uppercase entry does not contains ".COM" and is not a DK
or RF then goto R12PURCH

ELSEIF Ask_R[13] = 1 then goto PSCATR13

ELSE goto END_POPGRP1

Instrument SAS Name: R12STORE

Destination Data Set: POP1

Field

R12PURCH
BSECT20C.BLP_POPGRP1.R12PURCH

Description: Purchased Online or in person

Form Pane Label: Online

SAS Name: R12PURCH

Tag Name: R12PURCH

Inherited Universe:

Universe: R12STORE = RESPONSE and
(Uppercase entry in R12STORE does not contain ".COM")

Universe Description: Business name is not DK, RF or .COM

Question Text: Was this paid for -

Type: Enumerated

Length: 1

Answer List: Tonline

Value:	Mnemonic:	Description:
1	Online	Online?
2	InPerson	In person?
3	MailTel	By mail or telephone order?
4	Other	Other

- Don't Know
- Refuse
- Empty

- On Input
- On Output

Array:

Special Instructions: Answer list descriptions for options 1-3 should be bold black

Skip Instructions: 1,3,4,DK,RF: IF Ask_R[13] = 1 then goto PSCATR13
ELSE goto END_POPGRP1

2: Goto R12LOC

Instrument SAS Name: R12PURCH

Destination Data Set: POP1

Field

R12LOC
BSECT20C.BLP_POPGRP1.R12LOC

Description: Purchase location - City

Form Pane Label: Location - City

SAS Name: R12LOC

Tag Name: R12LOC

Inherited Universe:

Universe: R12PURCH = 2

Universe Description: Purchased in person

Question Text: In what city is ^R12STORE_Fill located?

Fills: R12STORE_Fill

Instructions: Fill entry in R12STORE

Type: String

Length: 45

Don't Know
 Refuse
 Empty

On Input
 On Output

Array:

Skip Instructions: Goto R12LOCST

Instrument SAS Name: R12LOC

Destination Data Set: POP1

R12LOCST

Field

BSECT20C.BLP_POPGRP1.R12LOCST

Description: Purchase location - State

Form Pane Label: State

SAS Name: R12LOCST

Tag Name: R12LOCST

Inherited Universe:

Universe: R12PURCH = 2

Universe Description:

Help Screen: H_DESTCODE

Question Text: ? [F1]

In what state is ^R12STORE_Fill located?

[Enter the two character state abbreviation](#)

Fills: R12STORE_Fill

Instructions: Fill entry in R12STORE

Type: String

Length: 2

- Don't Know
- Refuse
- Empty

- On Input
- On Output

Array:

Special Instructions: Use answer type TState - STRING[2], display width 4

Skip Instructions: IF entry is not a valid state abbreviation then
goto CK_R12LOCST

ELSEIF Ask_R[13] = 1 then goto PSCATR13

ELSE goto END_POPGRP1

Instrument SAS Name: R12LOCST

Destination Data Set: POP1

CK_R12LOCST

Check

BSECT20C.BLP_POPGRP1.CK_R12LOCST

Description: Not a valid state abbreviation

Inherited Universe:

Universe: (Entry in R12LOCST is not a valid state abbreviation) AND R12LOCST <> DK AND R12LOCST <> RF

Universe Description: State abbreviation entered is not valid

Text: * [Not a valid state abbreviation](#)

Check Instructions:

Type: Hard

Skip Instructions: Go back to R12LOCST

Field

PSCATR13

BSECT20C.BLP_POPGRP1.PSCATR13

Description: Purchased any unpowered boats, trailers or campers in the last five years

Form Pane Label: Boats/Campers

SAS Name: PSCATR13

Tag Name: PSCATR13

Inherited Universe:

Universe: Ask_R[13] = yes

Universe Description: Unpowered boats, trailers or campers not reported in section 11

Question Text: ^PSCATR13Intro_Fill have ^YOU_ANYONE purchased any unpowered boats, trailers, or campers?

Fills: PSCATR13Intro_Fill

Instructions: If PSCATH39 = EMPTY AND PSCATR12 = EMPTY then fill "Now, please think about the last five years, since the first of ^FiveYearsAgo"
ELSE fill "In the last FIVE YEARS,"

Fills: FiveYearsAgo

Instructions: IF CUR_MONTHNUM = 01 then fill "December YEAR minus 6 years"
IF CUR_MONTHNUM = 02 then fill "January YEAR minus 5 years"
IF CUR_MONTHNUM = 03 then fill "February YEAR minus 5 years"
ELSEIF CUR_MONTHNUM = 04 then fill "March YEAR minus 5 years"
ELSEIF CUR_MONTHNUM = 05 then fill "April YEAR minus 5 years"
ELSEIF CUR_MONTHNUM = 06 then fill "May YEAR minus 5 years"
ELSEIF CUR_MONTHNUM = 07 then fill "June YEAR minus 5 years"
ELSEIF CUR_MONTHNUM = 08 then fill "July YEAR minus 5 years"
ELSEIF CUR_MONTHNUM = 09 then fill "August YEAR minus 5 years"
ELSEIF CUR_MONTHNUM = 10 then fill "September YEAR minus 5 years"
ELSEIF CUR_MONTHNUM = 11 then fill "October YEAR minus 5 years"
ELSEIF CUR_MONTHNUM = 12 then fill "November YEAR minus 5 years"

Fills: YOU_ANYONE

Instructions: IF NUMHOUSE = 1 then fill "you"
ELSE fill "you or anyone in your household"

Type: Enumerated

Length: 1

Answer List: TYesNo

Value:	Mnemonic:	Description:
1	Yes	Yes
2	No	No

- Don't Know
- Refuse
- Empty

- On Input
- On Output

Array:

Skip Instructions: 1: Goto R13_COST

2,DK,RF: Goto END_POPGRP1

Instrument SAS Name: PSCATR13

Destination Data Set: POP1

Field

R13_COST
BSECT20C.BLP_POPGRP1.R13_COST

Description: Purchase price

Form Pane Label: Cost

SAS Name: R13_COST

Tag Name: R13_COST

Inherited Universe:

Universe: PSCATR13 = 1

Universe Description:

Question Text: In the last FIVE YEARS, how much did ^YOU_YRCU spend on your last purchase of any unpowered boats, trailers, or campers?

Fills: YOU_YRCU

Instructions: IF NUMHOUSE = 1 then fill "you"
ELSE fill "your household"

Type: Integer

Length: 7

Min: 1

Max: 999999

Don't Know

Refuse

Empty

On Input

On Output

Array:

Special Instructions: Display a \$ and comma in the entry field

Skip Instructions: IF ENTRY lt 200 or gt 63,000 then goto ERR1_R13COST

ELSE goto R13STORE

Instrument SAS Name: R13_COST

Destination Data Set: POP1

ERR1_R13COST

Check

BSECT20C.BLP_POPGRP1.ERR1_R13COST

Description: Out of Range Check

Inherited Universe:

Universe: (R13_COST lt 200 or R13_COST gt 63000) AND R13_COST <> DK AND R13_COST <> RF

Universe Description:

Text: * THE VALUE ENTERED IS UNUSUALLY HIGH OR LOW

PLEASE VERIFY AND IF CORRECT, ENTER ITEM LEVEL NOTE

Check Instructions:

Type: Soft

Skip Instructions: Suppress: Goto R13STORE

All others, go back to R13_COST

Field

R13STORE
BSECT20C.BLP_POPGRP1.R13STORE

Description: Where Purchased

Form Pane Label: Business

SAS Name: R13STORE

Tag Name: R13STORE

Inherited Universe:

Universe: PSCATR13 = 1

Universe Description:

Question Text: What is the name of the business where this was last purchased?

✦ Enter store, website, or company name

Type: String

Length: 45

Don't Know

Refuse

Empty

On Input

On Output

Array:

Special Instructions: IF uppercase entry contains ".COM" then set R13PURCH = 1
and "keep" and "Show"

Skip Instructions: IF uppercase entry does not contains ".COM" and is not a DK
or RF then goto R13PURCH

ELSE goto END_POPGRP1

Instrument SAS Name: R13STORE

Destination Data Set: POP1

R13PURCH

Field

BSECT20C.BLP_POPGRP1.R13PURCH

Description: Purchased Online or in person

Form Pane Label: Online

SAS Name: R13PURCH

Tag Name: R13PURCH

Inherited Universe:

Universe: R13STORE = RESPONSE and
(Uppercase entry in R13STORE does not contain ".COM")

Universe Description: Business name is not DK, RF or .COM

Question Text: Was this paid for -

Type: Enumerated

Length: 1

Answer List: Tonline

Value:	Mnemonic:	Description:
1	Online	Online?
2	InPerson	In person?
3	MailTel	By mail or telephone order?
4	Other	Other

- Don't Know
- Refuse
- Empty

- On Input
- On Output

Array:

Special Instructions: Answer list descriptions for options 1-3 should be bold black

Skip Instructions: 1,3,4,DK,RF: Goto END_POPGRP1

2: Goto R13LOC

Instrument SAS Name: R13PURCH

Destination Data Set: POP1

R13LOC

Field

BSECT20C.BLP_POPGRP1.R13LOC

Description: Purchase location - City

Form Pane Label: Location - City

SAS Name: R13LOC

Tag Name: R13LOC

Inherited Universe:

Universe: R13PURCH = 2

Universe Description: Purchased in person

Question Text: In what city is ^R13STORE_Fill located?

Fills: R13STORE_Fill

Instructions: Fill entry in R13STORE

Type: String

Length: 45

- Don't Know
- Refuse
- Empty

- On Input
- On Output

Array:

Skip Instructions: Goto R13LOCST

Instrument SAS Name: R13LOC

Destination Data Set: POP1

Field

R13LOCST

BSECT20C.BLP_POPGRP1.R13LOCST

Description: Purchase location - State

Form Pane Label: State

SAS Name: R13LOCST

Tag Name: R13LOCST

Inherited Universe:

Universe: R13PURCH = 2

Universe Description:

Help Screen: H_DESTCODE

Question Text: ? [F1]

In what state is ^R13STORE_Fill located?

[Enter the two character state abbreviation](#)

Fills: R13STORE_Fill

Instructions: Fill entry in R13STORE

Type: String

Length: 2

- Don't Know
- Refuse
- Empty

- On Input
- On Output

Array:

Special Instructions: Use answer type TState - STRING[2], display width 4

Skip Instructions: IF entry is not a valid state abbreviation then
goto CK_R13LOCST

ELSE goto END_POPGRP1

Instrument SAS Name: R13LOCST

Destination Data Set: POP1

Check

CK_R13LOCST
BSECT20C.BLP_POPGRP1.CK_R13LOCST

Description: Not a valid state abbreviation

Inherited Universe:

Universe: (Entry in R13LOCST is not a valid state abbreviation) AND R13LOCST <> DK AND R13LOCST <> RF

Universe Description: State abbreviation entered is not valid

Text: * [Not a valid state abbreviation](#)

Check Instructions:

Type: Hard

Skip Instructions: Go back to R13LOCST

END_POPGRP1

Field

BSECT20C.BLP_POPGRP1.END_POPGRP1

Description: End of Section 20C - Pop Group 1

Form Pane Label:

SAS Name:

Tag Name:

Inherited Universe:

Universe:

Universe Description:

Question Text:

Type: Classification

Length: 0

- Don't Know
- Refuse
- Empty

- On Input
- On Output

Store Instructions: Set 20C Complete Flag

```
IF Ask_R[22] = no and Ask_R[21] = no and Ask_H[29] = no
and Ask_H[27] = no and Ask_R[16] = no and
Ask_R[15] = no and Ask_H[40] = no and Ask_H[38] = no
and Ask_H[28] = no and Ask_R[14] = no and
Ask_H[39] = no and Ask_R[12] = no and Ask_R[13] = no
THEN
  set S20C_Complete = 1
```

```
ELSEIF Ask_R[13] = yes THEN:
  IF (PSCATR13 = 2, DK or RF) or
  (R13STORE contains .COM or is DK or RF) or
  (R13PURCH = 1, 3, 4, DK or RF) or
  (R13LOCST = RESPONSE, DK or RF) then
    set S20C_Complete = 1
  ELSE set S20C_Complete = 2
  END
```

```
ELSEIF Ask_R[12] = yes THEN:
```



```
IF (PSCATR12 = 2, DK or RF) or
  (R12STORE contains .COM or is DK or RF) or
  (R12PURCH = 1, 3, 4, DK or RF) or
  (R12LOCST = RESPONSE, DK or RF) then
  set S20C_Complete = 1
ELSE set S20C_Complete = 2
END

ELSEIF Ask_H[39] = yes THEN:
IF(PSCATH39 = 2, DK or RF) or
  (H39STORE contains .COM or is DK or RF) or
  (H39PURCH = 1, 3, 4, DK or RF) or
  (H39LOCST = RESPONSE, DK or RF) then
  Set S20C_Complete = 1
ELSE set S20C_Complete = 2
END

ELSEIF Ask_R[14] = yes THEN:
IF(PSCATR14 = 2, DK or RF) or
  (R14STORE contains .COM or is DK or RF) or
  (R14PURCH = 1, 3, 4, DK or RF) or
  (R14LOCST = RESPONSE, DK or RF) then
  Set S20C_Complete = 1
ELSE set S20C_Complete = 2
END

ELSEIF Ask_H[28] = yes THEN:
IF(PSCATH28 = 2, DK or RF) or
  (H28STORE contains .COM or is DK or RF) or
  (H28PURCH = 1, 3, 4, DK or RF) or
  (H28LOCST = RESPONSE, DK or RF) then
  Set S20C_Complete = 1
ELSE set S20C_Complete = 2
END

ELSEIF Ask_H[38] = yes THEN:
IF(PSCATH38 = 2, DK or RF) or
  (H38STORE contains .COM or is DK or RF) or
  (H38PURCH = 1, 3, 4, DK or RF) or
  (H38LOCST = RESPONSE, DK or RF) then
  Set S20C_Complete = 1
ELSE set S20C_Complete = 2
END

ELSEIF Ask_H[40] = yes THEN:
IF (PSCATH40 = 2, DK or RF) or
  (H40CONT = 1, DK or RF) or
  (H40STORE contains .COM or is DK or RF) or
  (H40PURCH = 1, 3, 4, DK or RF) or
  (H40LOCST = RESPONSE, DK or RF) then
  Set S20C_Complete = 1
```

```
ELSE set S20C_Complete = 2
END
ELSEIF Ask_R[15] = yes THEN:
  IF (PSCATR15 = 2, DK or RF) or
    (R15STORE contains .COM or is DK or RF) or
    (R15PURCH = 1, 3, 4, DK or RF) or
    (R15LOCST = RESPONSE, DK or RF) then
    Set S20C_Complete = 1
  ELSE set S20C_Complete = 2
  END
ELSEIF Ask_R[16] = yes THEN
  IF (PSCATR16 = 2, DK or RF) or
    (R16STORE contains .COM or is DK or RF) or
    (R16PURCH = 1, 3, 4, DK or RF) or
    (R16LOCST = RESPONSE, DK or RF) then
    Set S20C_Complete = 1
  ELSE set S20C_Complete = 2
  END
ELSEIF Ask_H[27] = yes THEN:
  IF (PSCATH27 = 2, DK or RF) or
    (H27STORE contains .COM or is DK or RF) or
    (H27PURCH = 1, 3, 4, DK or RF) or
    (H27LOCST = RESPONSE, DK or RF) then
    Set S20C_Complete = 1
  ELSE set S20C_Complete = 2
  END
ELSEIF Ask_H[29] = yes THEN
  IF (PSCATH29 = 2, DK or RF) or
    (H29STORE contains .COM or is DK or RF) or
    (H29PURCH = 1, 3, 4, DK or RF) or
    (H29LOCST = RESPONSE, DK or RF) then
    Set S20C_Complete = 1
  ELSE set S20C_Complete = 2
  END
ELSEIF Ask_R[21] = yes THEN
  IF (PSCATR21 = 2, DK or RF) or
    (R21STORE contains .COM or is DK or RF) or
    (R21PURCH = 1, 3, 4, DK or RF) or
    (R21LOCST = RESPONSE, DK or RF) then
    Set S20C_Complete = 1
  ELSE set S20C_Complete = 2
  END
ELSEIF Ask_R[22] = yes THEN
  IF (PSCATR22 = 2, DK or RF) or
    (R22STORE contains .COM or is DK or RF) or
    (R22PURCH = 1, 3, 4, DK or RF) or
    (R22LOCST = RESPONSE, DK or RF) then
```

```
        Set S20C_Complete = 1  
    ELSE set 20C_Compete = 2  
    END  
END
```

Array:

Skip Instructions: Exit section 20C and goto the next appropriate section

POP2_AskFlags

Field

BSECT20C.POP2_AskFlags

Description: Set PopGrp 2 "Ask" flags

Form Pane Label:

SAS Name:

Tag Name:

Inherited Universe:

Universe:

Universe Description:

Question Text:

Type: Classification

Length: 0

- Don't Know
- Refuse
- Empty

- On Input
- On Output

Store Instructions: Set question eligibility flags

```
IF (RT10.POPGRP = 2 or 02) and SECTCOMP[6] = 1 and  
SECTCOMP[8] = 1 and SECTCOMP[17] = 1 and  
SECTCOMP[19] = 1 THEN:
```

```
    set Ask_A[21] = yes  
    set Ask_A[20] = yes
```

```
IF BSect8.LP8A_Flag[11] = no then set Ask_G[20] = yes  
ENDIF
```

```
IF BSEC6PT.BSect06.LP6B_Flag[15] = no then  
    set Ask_R[24] = yes  
ENDIF
```

```
IF BSect8.LP8A_Flag[18] = no then set Ask_G[19] = yes  
ENDIF
```

IF BSect19.LP19A_Flag[7] = no then set Ask_H[35] = yes
ENDIF

IF BSect19.LP19A_Flag[6] = no then set Ask_H[36] = yes
ENDIF

IF BSect19.LP19A_Flag[10] = no then set Ask_H[37] = yes
ENDIF

IF BSect19.LP19A_Flag[3] = no then set Ask_G[09] = yes
ENDIF

IF BSect19.LP19A_Flag[23] = no and
BSect19.LP19A_Flag[24] = no then
set Ask_G[10] = yes
ENDIF

IF BSect17.LP17BC_Flag[1] = no then set Ask_T[17] = yes
ENDIF

ENDIF

Array:

BLP_POPGRP2
BSECT20C.BLP_POPGRP2

Block

Description:

Tab Name:
Fly Over Name:
Universe Type: If

Inherited Universe:

Universe: (RT10.POPGRP = 02 or 2) and SECTCOMP[6] = 1 and
SECTCOMP[8] = 1 and SECTCOMP[17] = 1 and SECTCOMP[19] = 1

Universe Description: Pop group is 2 and sections 6, 8, 17 and 19 are complete

Array:

Block Instructions:

Field

PGRP2_INTRO
BSECT20C.BLP_POPGRP2.PGRP2_INTRO

Description: Introduction

Form Pane Label: Intro

SAS Name:

Tag Name: PGRP2_INTRO

Inherited Universe:

Universe: Ask_A[21] = yes or Ask_A[20] = yes or Ask_G[20] = yes or
Ask_R[24] = yes or Ask_G[19] = yes or Ask_H[35] = yes or
Ask_H[36] = yes or Ask_H[37] = yes or Ask_G[09] = yes or
Ask_G[10] = yes or Ask_T[17] = yes

Universe Description:

Question Text: The next few questions are about expenses made by ^YOU_ANYONE during the last five years, that is, as far back as ^FiveYears. We have used the responses that you've already given us to shorten this part of the interview, so I'll only be asking you about expenses that you told me that you did not have in the last three months.

Fills: YOU_ANYONE

Instructions: IF NUMHOUSE = 1 then fill "you"
ELSE fill "you or anyone in your household"

Fills: FiveYears

Instructions: Set FiveYears = Current Year minus 5 years

Type: Enumerated

Length: 1

Answer List: TContinue

Value:	Mnemonic:	Description:
1	Continue	Enter 1 to Continue

- Don't Know
- Refuse
- Empty

- On Input

On Output

Array:

Skip Instructions: IF Ask_A[21] = 1 then goto PSCATA21
ELSEIF Ask_A[20] = 1 then goto PSCATA20
ELSEIF Ask_G[20] = 1 then goto PSCATG20
ELSEIF Ask_R[24] = 1 then goto PSCATR24
ELSEIF Ask_G[19] = 1 then goto PSCATG19
ELSEIF Ask_H[35] = 1 then goto PSCATH35
ELSEIF Ask_H[36] = 1 then goto PSCATH36
ELSEIF Ask_H[37] = 1 then goto PSCATH37
ELSEIF Ask_G[09] = 1 then goto PSCATG09
ELSEIF Ask_G[10] = 1 then goto PSCATG10
ELSEIF Ask_T[17] = 1 then goto PSCATT17
ELSE goto END_POPGRP2

Instrument SAS Name: PGRP2_INTRO

Field

PSCATA21

BSECT20C.BLP_POPGRP2.PSCATA21

Description: Purchased any infants or toddlers underwear or diapers in last 6 months

Form Pane Label: Infants' Diapers

SAS Name: PSCATA21

Tag Name: PSCATA21

Inherited Universe:

Universe: Ask_A[21] = yes

Universe Description: Infants underwear or diapers was not selected in 9A

Question Text: Now, please think about the last six months, since the first of ^SixMonthsAgo have ^YOU_ANYONE purchased any infants' or toddlers' underwear or diapers?

Fills: SixMonthsAgo

Instructions: IF CUR_MONTHNUM = 01 then fill "July YEAR minus 1 year"
ELSEIF CUR_MONTHNUM = 02 then fill "August YEAR minus 1 year"
ELSEIF CUR_MONTHNUM = 03 then fill "September YEAR minus 1 year"
ELSEIF CUR_MONTHNUM = 04 then fill "October YEAR minus 1 year"
ELSEIF CUR_MONTHNUM = 05 then fill "November YEAR minus 1 year"
ELSEIF CUR_MONTHNUM = 06 then fill "December YEAR minus 1 year"
ELSEIF CUR_MONTHNUM = 07 then fill "January YEAR"
ELSEIF CUR_MONTHNUM = 08 then fill "February YEAR"
ELSEIF CUR_MONTHNUM = 09 then fill "March YEAR"
ELSEIF CUR_MONTHNUM = 10 then fill "April YEAR"
ELSEIF CUR_MONTHNUM = 11 then fill "May YEAR"
ELSEIF CUR_MONTHNUM = 12 then fill "June YEAR"

Fills: YOU_ANYONE

Instructions: IF NUMHOUSE = 1 then fill "you"
ELSE fill "you or anyone in your household"

Type: Enumerated

Length: 1

Answer List: TYesNo

Value:	Mnemonic:	Description:
1	Yes	Yes
2	No	No

- Don't Know
- Refuse
- Empty

- On Input
- On Output

Array:

Skip Instructions: 1: Goto A21_COST

```
2,DK,RF: IF Ask_A[20] = 1 then goto PSCATA20
        ELSEIF Ask_G[20] = 1 then goto PSCATG20
        ELSEIF Ask_R[24] = 1 then goto PSCATR24
        ELSEIF Ask_G[19] = 1 then goto PSCATG19
        ELSEIF Ask_H[35] = 1 then goto PSCATH35
        ELSEIF Ask_H[36] = 1 then goto PSCATH36
        ELSEIF Ask_H[37] = 1 then goto PSCATH37
        ELSEIF Ask_G[09] = 1 then goto PSCATG09
        ELSEIF Ask_G[10] = 1 then goto PSCATG10
        ELSEIF Ask_T[17] = 1 then goto PSCATT17
        ELSE goto END_POPGRP2
```

Instrument SAS Name: PSCATA21

Destination Data Set: POP2

Field

A21_COST
BSECT20C.BLP_POPGRP2.A21_COST

Description: Purchase price

Form Pane Label: Cost

SAS Name: A21_COST

Tag Name: A21_COST

Inherited Universe:

Universe: PSCATA21 = 1

Universe Description: HH did purchase infants' or toddlers' underwear or diapers in the last 6 months

Question Text: In the last SIX MONTHS, how much did ^YOU_YRCU spend on your last purchase of infants' or toddlers' underwear or diapers?

Fills: YOU_YRCU

Instructions: IF NUMHOUSE = 1 then fill "you"
ELSE fill "your household"

Type: Integer

Length: 7

Min: 1

Max: 999999

Don't Know

Refuse

Empty

On Input

On Output

Array:

Special Instructions: Display a \$ and comma in the entry field

Skip Instructions: IF ENTRY lt 5 or gt 150 then goto ERR1_A21COST

ELSE goto A21STORE

Instrument SAS Name: A21_COST

Destination Data Set: POP2

ERR1_A21COST

Check

BSECT20C.BLP_POPGRP2.ERR1_A21COST

Description: Out of Range Check

Inherited Universe:

Universe: (A21_COST lt 5 or A21_COST gt 150) AND A21_COST <> DK AND A21_COST <>
RF

Universe Description:

Text: * THE VALUE ENTERED IS UNUSUALLY HIGH OR LOW

PLEASE VERIFY AND IF CORRECT, ENTER ITEM LEVEL NOTE

Check Instructions:

Type: Soft

Skip Instructions: Suppress: Goto A21STORE

All others, go back to A21_COST

Field

A21STORE
BSECT20C.BLP_POPGRP2.A21STORE

Description: Where Purchased

Form Pane Label: Business

SAS Name: A21STORE

Tag Name: A21STORE

Inherited Universe:

Universe: PSCATA21 = 1

Universe Description: HH did purchase infants' or toddlers' underwear or diapers in the last 6 months

Question Text: What is the name of the business where this was last purchased?

✦ Enter store, website, or company name

Type: String

Length: 45

Don't Know

Refuse

Empty

On Input

On Output

Array:

Special Instructions: IF uppercase entry contains ".COM" then set A21PURCH = 1
and "keep" and "Show"

Skip Instructions: IF uppercase entry does not contains ".COM" or is not a DK or
RF then goto A21PURCH

ELSEIF Ask_A[20] = 1 then goto PSCATA20
ELSEIF Ask_G[20] = 1 then goto PSCATG20
ELSEIF Ask_R[24] = 1 then goto PSCATR24
ELSEIF Ask_G[19] = 1 then goto PSCATG19
ELSEIF Ask_H[35] = 1 then goto PSCATH35
ELSEIF Ask_H[36] = 1 then goto PSCATH36
ELSEIF Ask_H[37] = 1 then goto PSCATH37
ELSEIF Ask_G[09] = 1 then goto PSCATG09
ELSEIF Ask_G[10] = 1 then goto PSCATG10

```
ELSEIF Ask_T[17] = 1 then goto PSCATT17  
ELSE goto END_POPGRP2
```

Instrument SAS Name: A21STORE

Destination Data Set: POP2

Field

A21PURCH
BSECT20C.BLP_POPGRP2.A21PURCH

Description: Purchased Online or in person

Form Pane Label: Online

SAS Name: A21PURCH

Tag Name: A21PURCH

Inherited Universe:

Universe: A21STORE = RESPONSE and
(Uppercase entry in A21STORE does not contain ".COM")

Universe Description: Business name is not DK, RF or .COM

Question Text: Was this paid for -

Type: Enumerated

Length: 1

Answer List: Tonline

Value:	Mnemonic:	Description:
1	Online	Online?
2	InPerson	In person?
3	MailTel	By mail or telephone order?
4	Other	Other

- Don't Know
- Refuse
- Empty

- On Input
- On Output

Array:

Special Instructions: Answer list descriptions for options 1-3 should be bold black

Skip Instructions: 1,3,4,DK,RF: IF Ask_A[20] = 1 then goto PSCATA20
ELSEIF Ask_G[20] = 1 then goto PSCATG20
ELSEIF Ask_R[24] = 1 then goto PSCATR24
ELSEIF Ask_G[19] = 1 then goto PSCATG19
ELSEIF Ask_H[35] = 1 then goto PSCATH35

```
ELSEIF Ask_H[36] = 1 then goto PSCATH36  
ELSEIF Ask_H[37] = 1 then goto PSCATH37  
ELSEIF Ask_G[09] = 1 then goto PSCATG09  
ELSEIF Ask_G[10] = 1 then goto PSCATG10  
ELSEIF Ask_T[17] = 1 then goto PSCATT17  
ELSE goto END_POPGRP2
```

2: Goto A21LOC

Instrument SAS Name: A21PURCH

Destination Data Set: POP2

Field

A21LOC
BSECT20C.BLP_POPGRP2.A21LOC

Description: Purchase location - City

Form Pane Label: Location - City

SAS Name: A21LOC

Tag Name: A21LOC

Inherited Universe:

Universe: A21PURCH = 2

Universe Description: Purchased in person

Question Text: In what city is ^A21STORE_Fill located?

Fills: A21STORE_Fill

Instructions: Fill entry from A21STORE

Type: String

Length: 45

Don't Know
 Refuse
 Empty

On Input
 On Output

Array:

Skip Instructions: Goto A21LOCST

Instrument SAS Name: A21LOC

Destination Data Set: POP2

A21LOCST

Field

BSECT20C.BLP_POPGRP2.A21LOCST

Description: Purchase location - State

Form Pane Label: State

SAS Name: A21LOCST

Tag Name: A21LOCST

Inherited Universe:

Universe: A21PURCH = 2

Universe Description: Purchased in person

Help Screen: H_DESTCODE

Question Text: ? [F1]

In what state is ^A21STORE_Fill located?

[Enter the two character state abbreviation](#)

Fills: A21STORE_Fill

Instructions: Fill entry from A21STORE

Type: String

Length: 2

- Don't Know
- Refuse
- Empty

- On Input
- On Output

Array:

Special Instructions: Use answer type TState - STRING[2], display width 4

Skip Instructions: IF entry is not a valid state abbreviation then
goto CK_A21LOCST

ELSEIF Ask_A[20] = 1 then goto PSCATA20
ELSEIF Ask_G[20] = 1 then goto PSCATG20
ELSEIF Ask_R[24] = 1 then goto PSCATR24

```
ELSEIF Ask_G[19] = 1 then goto PSCATG19  
ELSEIF Ask_H[35] = 1 then goto PSCATH35  
ELSEIF Ask_H[36] = 1 then goto PSCATH36  
ELSEIF Ask_H[37] = 1 then goto PSCATH37  
ELSEIF Ask_G[09] = 1 then goto PSCATG09  
ELSEIF Ask_G[10] = 1 then goto PSCATG10  
ELSEIF Ask_T[17] = 1 then goto PSCATT17  
ELSE goto END_POPGRP2
```

Instrument SAS Name: A21LOCST

Destination Data Set: POP2

CK_A21LOCST

Check

BSECT20C.BLP_POPGRP2.CK_A21LOCST

Description: Not a valid state abbreviation

Inherited Universe:

Universe: (Entry in A21LOCST is not a valid state abbreviation) AND A21LOCST <> DK AND A21LOCST <> RF

Universe Description: State abbreviation entered is not valid

Text: * [Not a valid state abbreviation](#)

Check Instructions:

Type: Hard

Skip Instructions: Go back to A21LOCST

Field

PSCATA20

BSECT20C.BLP_POPGRP2.PSCATA20

Description: Purchased infants' or toddlers' clothing or accessories in the last six months

Form Pane Label: Infants' Clothing

SAS Name: PSCATA20

Tag Name: PSCATA20

Inherited Universe:

Universe: Ask_A[20] = yes

Universe Description: Infants' or toddlers' clothing or accessories was not selected in 9A

Question Text: ^PSCATA20Intro_Fill have ^YOU_ANYONE purchased any infants' or toddlers' clothing or accessories, excluding jewelry, underwear and diapers?

Fills: PSCATA20Intro_Fill

Instructions: If PSCATA21 = EMPTY then fill "Now, please think about the last six months, since the first of ^SixMonthsAgo"
ELSE fill "In the last SIX MONTHS,"

Fills: SixMonthsAgo

Instructions: IF CUR_MONTHNUM = 01 then fill "July YEAR minus 1 year"
ELSEIF CUR_MONTHNUM = 02 then fill "August YEAR minus 1 year"
ELSEIF CUR_MONTHNUM = 03 then fill "September YEAR minus 1 year"
ELSEIF CUR_MONTHNUM = 04 then fill "October YEAR minus 1 year"
ELSEIF CUR_MONTHNUM = 05 then fill "November YEAR minus 1 year"
ELSEIF CUR_MONTHNUM = 06 then fill "December YEAR minus 1 year"
ELSEIF CUR_MONTHNUM = 07 then fill "January YEAR"
ELSEIF CUR_MONTHNUM = 08 then fill "February YEAR"
ELSEIF CUR_MONTHNUM = 09 then fill "March YEAR"
ELSEIF CUR_MONTHNUM = 10 then fill "April YEAR"
ELSEIF CUR_MONTHNUM = 11 then fill "May YEAR"
ELSEIF CUR_MONTHNUM = 12 then fill "June YEAR"

Fills: YOU_ANYONE

Instructions: IF NUMHOUSE = 1 then fill "you"
ELSE fill "you or anyone in your household"

Type: Enumerated

Length: 1

Answer List: TYesNo

Value:	Mnemonic:	Description:
1	Yes	Yes
2	No	No

- Don't Know
- Refuse
- Empty

- On Input
- On Output

Array:

Skip Instructions: 1: Goto A20_COST

```
2,DK,RF: IF Ask_G[20] = 1 then goto PSCATG20
        ELSEIF Ask_R[24] = 1 then goto PSCATR24
        ELSEIF Ask_G[19] = 1 then goto PSCATG19
        ELSEIF Ask_H[35] = 1 then goto PSCATH35
        ELSEIF Ask_H[36] = 1 then goto PSCATH36
        ELSEIF Ask_H[37] = 1 then goto PSCATH37
        ELSEIF Ask_G[09] = 1 then goto PSCATG09
        ELSEIF Ask_G[10] = 1 then goto PSCATG10
        ELSEIF Ask_T[17] = 1 then goto PSCATT17
        ELSE goto END_POPGRP2
```

Instrument SAS Name: PSCATA20

Destination Data Set: POP2

Field

A20_COST
BSECT20C.BLP_POPGRP2.A20_COST

Description: Purchase price

Form Pane Label: Cost

SAS Name: A20_COST

Tag Name: A20_COST

Inherited Universe:

Universe: PSCATA20 = 1

Universe Description: HH did purchase infants' or toddlers' clothing or accessories in the last 6 months

Question Text: In the last SIX MONTHS, how much did ^YOU_YRCU spend on your last purchase of infants' or toddlers' clothing or accessories, excluding jewelry, underwear and diapers?

Fills: YOU_YRCU

Instructions: IF NUMHOUSE = 1 then fill "you"
ELSE fill "your household"

Type: Integer

Length: 7

Min: 1

Max: 999999

Don't Know
 Refuse
 Empty

On Input
 On Output

Array:

Special Instructions: Display a \$ and comma in the entry field

Skip Instructions: IF ENTRY lt 5 or gt 500 then goto ERR1_A20COST

ELSE goto A20STORE

Instrument SAS Name: A20_COST

Destination Data Set: POP2

Check

ERR1_A20COST
BSECT20C.BLP_POPGRP2.ERR1_A20COST

Description: Out of Range Check

Inherited Universe:

Universe: (A20_COST lt 5 or A20_COST gt 500) AND A20_COST <> DK AND A20_COST <>
RF

Universe Description:

Text: * THE VALUE ENTERED IS UNUSUALLY HIGH OR LOW

PLEASE VERIFY

Check Instructions:

Type: Soft

Skip Instructions: Suppress: Goto A20STORE

All others, go back to A20_COST

A20STORE

Field

BSECT20C.BLP_POPGRP2.A20STORE

Description: Where Purchased

Form Pane Label: Business

SAS Name: A20STORE

Tag Name: A20STORE

Inherited Universe:

Universe: PSCATA20 = 1

Universe Description: HH did purchase infants' or toddlers' clothing or accessories in the last 6 months

Question Text: What is the name of the business where this was last purchased?

✦ Enter store, website, or company name

Type: String

Length: 45

Don't Know

Refuse

Empty

On Input

On Output

Array:

Special Instructions: IF uppercase entry contains ".COM" then set A20PURCH = 1
and "keep" and "Show"

Skip Instructions: IF uppercase entry does not contains ".COM" and is not a DK
or RF then goto A20PURCH

```
ELSEIF Ask_G[20] = 1 then goto PSCATG20
ELSEIF Ask_R[24] = 1 then goto PSCATR24
ELSEIF Ask_G[19] = 1 then goto PSCATG19
ELSEIF Ask_H[35] = 1 then goto PSCATH35
ELSEIF Ask_H[36] = 1 then goto PSCATH36
ELSEIF Ask_H[37] = 1 then goto PSCATH37
ELSEIF Ask_G[09] = 1 then goto PSCATG09
ELSEIF Ask_G[10] = 1 then goto PSCATG10
ELSEIF Ask_T[17] = 1 then goto PSCATT17
```

ELSE goto END_POPGRP2

Instrument SAS Name: A20STORE

Destination Data Set: POP2

A20PURCH

Field

BSECT20C.BLP_POPGRP2.A20PURCH

Description: Purchased Online or in person

Form Pane Label: Online

SAS Name: A20PURCH

Tag Name: A20PURCH

Inherited Universe:

Universe: A20STORE = RESPONSE and
(Uppercase entry in A20STORE does not contain ".COM")

Universe Description: Business name is not DK, RF or .COM

Question Text: Was this paid for -

Type: Enumerated

Length: 1

Answer List: Tonline

Value:	Mnemonic:	Description:
1	Online	Online?
2	InPerson	In person?
3	MailTel	By mail or telephone order?
4	Other	Other

- Don't Know
- Refuse
- Empty

- On Input
- On Output

Array:

Special Instructions: Answer list descriptions for options 1-3 should be bold black

Skip Instructions: 1,3,4,DK,RF: IF Ask_G[20] = 1 then goto PSCATG20
ELSEIF Ask_R[24] = 1 then goto PSCATR24
ELSEIF Ask_G[19] = 1 then goto PSCATG19
ELSEIF Ask_H[35] = 1 then goto PSCATH35
ELSEIF Ask_H[36] = 1 then goto PSCATH36

```
ELSEIF Ask_H[37] = 1 then goto PSCATH37  
ELSEIF Ask_G[09] = 1 then goto PSCATG09  
ELSEIF Ask_G[10] = 1 then goto PSCATG10  
ELSEIF Ask_T[17] = 1 then goto PSCATT17  
ELSE goto END_POPGRP2
```

2: Goto A20LOC

Instrument SAS Name: A20PURCH

Destination Data Set: POP2

A20LOC

Field

BSECT20C.BLP_POPGRP2.A20LOC

Description: Purchase location - City

Form Pane Label: Location - City

SAS Name: A20LOC

Tag Name: A20LOC

Inherited Universe:

Universe: A20PURCH = 2

Universe Description: Purchased in person

Question Text: In what city is ^A20STORE_Fill located?

Fills: A20STORE_Fill

Instructions: Fill entry from A20STORE

Type: String

Length: 45

- Don't Know
- Refuse
- Empty

- On Input
- On Output

Array:

Skip Instructions: Goto A20LOCST

Instrument SAS Name: A20LOC

Destination Data Set: POP2

Field

A20LOCST

BSECT20C.BLP_POPGRP2.A20LOCST

Description: Purchase location - State

Form Pane Label: State

SAS Name: A20LOCST

Tag Name: A20LOCST

Inherited Universe:

Universe: A20PURCH = 2

Universe Description:

Help Screen: H_DESTCODE

Question Text: ? [F1]

In what state is ^A20STORE_Fill located?

[Enter the two character state abbreviation](#)

Fills: A20STORE_Fill

Instructions: Fill entry from A20STORE

Type: String

Length: 2

- Don't Know
- Refuse
- Empty

- On Input
- On Output

Array:

Special Instructions: Use answer type TState - STRING[2], display width 4

Skip Instructions: IF entry is not a valid state abbreviation then
goto CK_A20LOCST

ELSEIF Ask_G[20] = 1 then goto PSCATG20

ELSEIF Ask_R[24] = 1 then goto PSCATR24

ELSEIF Ask_G[19] = 1 then goto PSCATG19

```
ELSEIF Ask_H[35] = 1 then goto PSCATH35  
ELSEIF Ask_H[36] = 1 then goto PSCATH36  
ELSEIF Ask_H[37] = 1 then goto PSCATH37  
ELSEIF Ask_G[09] = 1 then goto PSCATG09  
ELSEIF Ask_G[10] = 1 then goto PSCATG10  
ELSEIF Ask_T[17] = 1 then goto PSCATT17  
ELSE goto END_POPGRP2
```

Instrument SAS Name: A20LOCST

Destination Data Set: POP2

Check

CK_A20LOCST
BSECT20C.BLP_POPGRP2.CK_A20LOCST

Description: Not a valid state abbreviation

Inherited Universe:

Universe: (Entry in A20LOCST is not a valid state abbreviation) AND A20LOCST <> DK AND A20LOCST <> RF

Universe Description: State abbreviation entered is not valid

Text: * [Not a valid state abbreviation](#)

Check Instructions:

Type: Hard

Skip Instructions: Go back to A20LOCST

PSCATG20

Field

BSECT20C.BLP_POPGRP2.PSCATG20

Description: Purchased any infantsâ€™ equipment in last 2 years

Form Pane Label: Infants' Equipment

SAS Name: PSCATG20

Tag Name: PSCATG20

Inherited Universe:

Universe: Ask_G[20] = yes

Universe Description: Infants' equipment not selected in section 8

Question Text: Now please think about the last two years, since the first of ^TwoYearsAgo, have ^YOU_ANYONE purchased any infants' equipment such as strollers, car seats, bottles, or dishes?

Fills: TwoYearsAgo

Instructions: IF CUR_MONTHNUM = 01 then fill "December YEAR minus 3 years"
IF CUR_MONTHNUM = 02 then fill "January YEAR minus 2 years"
IF CUR_MONTHNUM = 03 then fill "February YEAR minus 2 years"
ELSEIF CUR_MONTHNUM = 04 then fill "March YEAR minus 2 years"
ELSEIF CUR_MONTHNUM = 05 then fill "April YEAR minus 2 years"
ELSEIF CUR_MONTHNUM = 06 then fill "May YEAR minus 2 years"
ELSEIF CUR_MONTHNUM = 07 then fill "June YEAR minus 2 years"
ELSEIF CUR_MONTHNUM = 08 then fill "July YEAR minus 2 years"
ELSEIF CUR_MONTHNUM = 09 then fill "August YEAR minus 2 years"
ELSEIF CUR_MONTHNUM = 10 then fill "September YEAR minus 2 years"
ELSEIF CUR_MONTHNUM = 11 then fill "October YEAR minus 2 years"
ELSEIF CUR_MONTHNUM = 12 then fill "November YEAR minus 2 years"

Fills: YOU_ANYONE

Instructions: IF NUMHOUSE = 1 then fill "you"
ELSE fill "you or anyone in your household"

Type: Enumerated

Length: 1

Answer List: TYesNo

Value:	Mnemonic:	Description:
1	Yes	Yes
2	No	No

Don't Know
 Refuse
 Empty

On Input
 On Output

Array:

Skip Instructions: 1: Goto G20_COST

```
2,DK,RF: IF Ask_R[24] = 1 then goto PSCATR24  
        ELSEIF Ask_G[19] = 1 then goto PSCATG19  
        ELSEIF Ask_H[35] = 1 then goto PSCATH35  
        ELSEIF Ask_H[36] = 1 then goto PSCATH36  
        ELSEIF Ask_H[37] = 1 then goto PSCATH37  
        ELSEIF Ask_G[09] = 1 then goto PSCATG09  
        ELSEIF Ask_G[10] = 1 then goto PSCATG10  
        ELSEIF Ask_T[17] = 1 then goto PSCATT17  
        ELSE goto END_POPGRP2
```

Instrument SAS Name: PSCATG20

Destination Data Set: POP2

G20_COST

Field

BSECT20C.BLP_POPGRP2.G20_COST

Description: Purchase price

Form Pane Label: Cost

SAS Name: G20_COST

Tag Name: G20_COST

Inherited Universe:

Universe: PSCATG20 = 1

Universe Description: HH did purchase infants' equipment, such as strollers, car seats, bottles, or dishes, in the last 2 years

Question Text: In the last TWO YEARS, how much did ^YOU_YRCU spend on your last purchase of infants' equipment such as strollers, car seats, bottles, or dishes?

Fills: YOU_YRCU

Instructions: IF NUMHOUSE = 1 then fill "you"
ELSE fill "your household"

Type: Integer

Length: 7

Min: 1

Max: 999999

- Don't Know
- Refuse
- Empty

- On Input
- On Output

Array:

Special Instructions: Display a \$ and comma in the entry field

Skip Instructions: IF ENTRY lt 7 or gt 500 then goto ERR1_G20COST

ELSE goto G20STORE

Instrument SAS Name: G20_COST

Destination Data Set: POP2

ERR1_G20COST

Check

BSECT20C.BLP_POPGRP2.ERR1_G20COST

Description: Out of Range Check

Inherited Universe:

Universe: (G20_COST lt 7 or G20_COST gt 500) AND G20_COST <> DK AND G20_COST <>
RF

Universe Description:

Text: * THE VALUE ENTERED IS UNUSUALLY HIGH OR LOW

PLEASE VERIFY AND IF CORRECT, ENTER ITEM LEVEL NOTE

Check Instructions:

Type: Soft

Skip Instructions: Suppress: Goto G20STORE

All others, go back to G20_COST

Field

G20STORE
BSECT20C.BLP_POPGRP2.G20STORE

Description: Where Purchased

Form Pane Label: Business

SAS Name: G20STORE

Tag Name: G20STORE

Inherited Universe:

Universe: PSCATG20 = 1

Universe Description: HH did purchase infants' equipment in the last 2 years

Question Text: What is the name of the business where this was last purchased?

✦ Enter store, website, or company name

Type: String

Length: 45

Don't Know

Refuse

Empty

On Input

On Output

Array:

Special Instructions: IF uppercase entry contains ".COM" then set G20PURCH = 1
and "keep" and "Show"

Skip Instructions: IF uppercase entry does not contains ".COM" and is not a DK
or RF then goto G20PURCH

```
ELSEIF Ask_R[24] = 1 then goto PSCATR24  
ELSEIF Ask_G[19] = 1 then goto PSCATG19  
ELSEIF Ask_H[35] = 1 then goto PSCATH35  
ELSEIF Ask_H[36] = 1 then goto PSCATH36  
ELSEIF Ask_H[37] = 1 then goto PSCATH37  
ELSEIF Ask_G[09] = 1 then goto PSCATG09  
ELSEIF Ask_G[10] = 1 then goto PSCATG10  
ELSEIF Ask_T[17] = 1 then goto PSCATT17  
ELSE goto END_POPGRP2
```

Instrument SAS Name: G20STORE

Destination Data Set: POP2

Field

G20PURCH
BSECT20C.BLP_POPGRP2.G20PURCH

Description: Purchased Online or in person

Form Pane Label: Online

SAS Name: G20PURCH

Tag Name: G20PURCH

Inherited Universe:

Universe: G20STORE = RESPONSE and
(Uppercase entry in G20STORE does not contain ".COM")

Universe Description: Business name is not DK, RF or .COM

Question Text: Was this paid for -

Type: Enumerated

Length: 1

Answer List: Tonline

Value:	Mnemonic:	Description:
1	Online	Online?
2	InPerson	In person?
3	MailTel	By mail or telephone order?
4	Other	Other

- Don't Know
- Refuse
- Empty

- On Input
- On Output

Array:

Special Instructions: Answer list descriptions for options 1-3 should be bold black

Skip Instructions: 1,3,4,DK,RF: IF Ask_R[24] = 1 then goto PSCATR24
ELSEIF Ask_G[19] = 1 then goto PSCATG19
ELSEIF Ask_H[35] = 1 then goto PSCATH35
ELSEIF Ask_H[36] = 1 then goto PSCATH36
ELSEIF Ask_H[37] = 1 then goto PSCATH37

```
ELSEIF Ask_G[09] = 1 then goto PSCATG09  
ELSEIF Ask_G[10] = 1 then goto PSCATG10  
ELSEIF Ask_T[17] = 1 then goto PSCATT17  
ELSE goto END_POPGRP2
```

2: Goto G20LOC

Instrument SAS Name: G20PURCH

Destination Data Set: POP2

Field

G20LOC
BSECT20C.BLP_POPGRP2.G20LOC

Description: Purchase location - City

Form Pane Label: Location - City

SAS Name: G20LOC

Tag Name: G20LOC

Inherited Universe:

Universe: G20PURCH = 2

Universe Description: Purchased in person

Question Text: In what city is ^G20STORE_Fill located?

Fills: G20STORE_Fill

Instructions: Fill entry from G20STORE

Type: String

Length: 45

- Don't Know
- Refuse
- Empty

- On Input
- On Output

Array:

Skip Instructions: Goto G20LOCST

Instrument SAS Name: G20LOC

Destination Data Set: POP2

G20LOCST

Field

BSECT20C.BLP_POPGRP2.G20LOCST

Description: Purchase location - State

Form Pane Label: State

SAS Name: G20LOCST

Tag Name: G20LOCST

Inherited Universe:

Universe: G20PURCH = 2

Universe Description:

Help Screen: H_DESTCODE

Question Text: ? [F1]

In what state is ^G20STORE_Fill located?

[Enter the two character state abbreviation](#)

Fills: G20STORE_Fill

Instructions: Fill entry from G20STORE

Type: String

Length: 2

- Don't Know
- Refuse
- Empty

- On Input
- On Output

Array:

Special Instructions: Use answer type TState - STRING[2], display width 4

Skip Instructions: IF entry is not a valid state abbreviation then
goto CK_G20LOCST

ELSEIF Ask_R[24] = 1 then goto PSCATR24

ELSEIF Ask_G[19] = 1 then goto PSCATG19

ELSEIF Ask_H[35] = 1 then goto PSCATH35

```
ELSEIF Ask_H[36] = 1 then goto PSCATH36  
ELSEIF Ask_H[37] = 1 then goto PSCATH37  
ELSEIF Ask_G[09] = 1 then goto PSCATG09  
ELSEIF Ask_G[10] = 1 then goto PSCATG10  
ELSEIF Ask_T[17] = 1 then goto PSCATT17  
ELSE goto END_POPGRP2
```

Instrument SAS Name: G20LOCST

Destination Data Set: POP2

CK_G20LOCST

Check

BSECT20C.BLP_POPGRP2.CK_G20LOCST

Description: Not a valid state abbreviation

Inherited Universe:

Universe: (Entry in G20LOCST is not a valid state abbreviation) AND G20LOCST <> DK AND G20LOCST <> RF

Universe Description: State abbreviation entered is not valid

Text: * [Not a valid state abbreviation](#)

Check Instructions:

Type: Hard

Skip Instructions: Go back to G20LOCST

Field

PSCATR24

BSECT20C.BLP_POPGRP2.PSCATR24

Description: Purchased any musical instruments or musical accessories in last 2 years

Form Pane Label: Musical Instruments

SAS Name: PSCATR24

Tag Name: PSCATR24

Inherited Universe:

Universe: Ask_R[24] = yes

Universe Description: Musical instruments or musical accessories not selected in 6

Question Text: ^PSCATR24Intro_Fill have ^YOU_ANYONE purchased any musical instruments or musical accessories?

Fills: PSCATR24Intro_Fill

Instructions: If PSCATG20 = EMPTY then fill "Now, please think about the last two years, since the first of ^TwoYearsAgo"
ELSE fill "In the last TWO YEARS,"

Fills: TwoYearsAgo

Instructions: IF CUR_MONTHNUM = 01 then fill "December YEAR minus 3 years"
IF CUR_MONTHNUM = 02 then fill "January YEAR minus 2 years"
IF CUR_MONTHNUM = 03 then fill "February YEAR minus 2 years"
ELSEIF CUR_MONTHNUM = 04 then fill "March YEAR minus 2 years"
ELSEIF CUR_MONTHNUM = 05 then fill "April YEAR minus 2 years"
ELSEIF CUR_MONTHNUM = 06 then fill "May YEAR minus 2 years"
ELSEIF CUR_MONTHNUM = 07 then fill "June YEAR minus 2 years"
ELSEIF CUR_MONTHNUM = 08 then fill "July YEAR minus 2 years"
ELSEIF CUR_MONTHNUM = 09 then fill "August YEAR minus 2 years"
ELSEIF CUR_MONTHNUM = 10 then fill "September YEAR minus 2 years"
ELSEIF CUR_MONTHNUM = 11 then fill "October YEAR minus 2 years"
ELSEIF CUR_MONTHNUM = 12 then fill "November YEAR minus 2 years"

Fills: YOU_ANYONE

Instructions: IF NUMHOUSE = 1 then fill "you"
ELSE fill "you or anyone in your household"

Type: Enumerated

Length: 1

Answer List: TYesNo

Value:	Mnemonic:	Description:
1	Yes	Yes
2	No	No

- Don't Know
- Refuse
- Empty

- On Input
- On Output

Array:

Skip Instructions: 1: Goto R24_COST

```
2,DK,RF: IF Ask_G[19] = 1 then goto PSCATG19
          ELSEIF Ask_H[35] = 1 then goto PSCATH35
          ELSEIF Ask_H[36] = 1 then goto PSCATH36
          ELSEIF Ask_H[37] = 1 then goto PSCATH37
          ELSEIF Ask_G[09] = 1 then goto PSCATG09
          ELSEIF Ask_G[10] = 1 then goto PSCATG10
          ELSEIF Ask_T[17] = 1 then goto PSCATT17
          ELSE goto END_POPGRP2
```

Instrument SAS Name: PSCATR24

Destination Data Set: POP2

Field

R24_COST
BSECT20C.BLP_POPGRP2.R24_COST

Description: Purchase price

Form Pane Label: Cost

SAS Name: R24_COST

Tag Name: R24_COST

Inherited Universe:

Universe: PSCATR24 = 1

Universe Description: HH did purchase musical instruments or musical accessories in the last 2 years

Question Text: In the last TWO YEARS, how much did ^YOU_YRCU spend on your last purchase of musical instruments or musical accessories?

Fills: YOU_YRCU

Instructions: IF NUMHOUSE = 1 then fill "you"
ELSE fill "your household"

Type: Integer

Length: 7

Min: 1

Max: 999999

Don't Know

Refuse

Empty

On Input

On Output

Array:

Special Instructions: Display a \$ and comma in the entry field

Skip Instructions: IF ENTRY lt 5 or gt 950 then goto ERR1_R24COST

ELSE goto R24STORE

Instrument SAS Name: R24_COST

Destination Data Set: POP2

ERR1_R24COST

Check

BSECT20C.BLP_POPGRP2.ERR1_R24COST

Description: Out of Range Check

Inherited Universe:

Universe: (R24_COST lt 5 or R24_COST gt 950) AND R24_COST <> DK AND R24_COST <>
RF

Universe Description:

Text: * THE VALUE ENTERED IS UNUSUALLY HIGH OR LOW

PLEASE VERIFY AND IF CORRECT, ENTER ITEM LEVEL NOTE

Check Instructions:

Type: Soft

Skip Instructions: Suppress: Goto R24STORE

All others, go back to R24_COST

Field

R24STORE
BSECT20C.BLP_POPGRP2.R24STORE

Description: Where Purchased

Form Pane Label: Business

SAS Name: R24STORE

Tag Name: R24STORE

Inherited Universe:

Universe: PSCATR24 = 1

Universe Description: HH did purchase musical instruments or musical accessories in the last 2 years

Question Text: What is the name of the business where this was last purchased?

✦ Enter store, website, or company name

Type: String

Length: 45

Don't Know

Refuse

Empty

On Input

On Output

Array:

Special Instructions: IF uppercase entry contains ".COM" then set R24PURCH = 1
and "keep" and "Show"

Skip Instructions: IF uppercase entry does not contains ".COM" and is not a DK
or RF then goto R24PURCH

ELSEIF Ask_G[19] = 1 then goto PSCATG19

ELSEIF Ask_H[35] = 1 then goto PSCATH35

ELSEIF Ask_H[36] = 1 then goto PSCATH36

ELSEIF Ask_H[37] = 1 then goto PSCATH37

ELSEIF Ask_G[09] = 1 then goto PSCATG09

ELSEIF Ask_G[10] = 1 then goto PSCATG10

ELSEIF Ask_T[17] = 1 then goto PSCATT17

ELSE goto END_POPGRP2

Instrument SAS Name: R24STORE

Destination Data Set: POP2

Field

R24PURCH
BSECT20C.BLP_POPGRP2.R24PURCH

Description: Purchased Online or in person

Form Pane Label: Online

SAS Name: R24PURCH

Tag Name: R24PURCH

Inherited Universe:

Universe: R24STORE = RESPONSE and
(Uppercase entry in R24STORE does not contain ".COM")

Universe Description: Business name is not DK, RF or .COM

Question Text: Was this paid for -

Type: Enumerated

Length: 1

Answer List: Tonline

Value:	Mnemonic:	Description:
1	Online	Online?
2	InPerson	In person?
3	MailTel	By mail or telephone order?
4	Other	Other

- Don't Know
- Refuse
- Empty

- On Input
- On Output

Array:

Special Instructions: Answer list descriptions for options 1-3 should be bold black

Skip Instructions: 1,3,4,DK,RF: IF Ask_G[19] = 1 then goto PSCATG19
ELSEIF Ask_H[35] = 1 then goto PSCATH35
ELSEIF Ask_H[36] = 1 then goto PSCATH36
ELSEIF Ask_H[37] = 1 then goto PSCATH37
ELSEIF Ask_G[09] = 1 then goto PSCATG09

```
ELSEIF Ask_G[10] = 1 then goto PSCATG10  
ELSEIF Ask_T[17] = 1 then goto PSCATT17  
ELSE goto END_POPGRP2
```

2: Goto R24LOC

Instrument SAS Name: R24PURCH

Destination Data Set: POP2

Field

R24LOC
BSECT20C.BLP_POPGRP2.R24LOC

Description: Purchase location - City

Form Pane Label: Location - City

SAS Name: R24LOC

Tag Name: R24LOC

Inherited Universe:

Universe: R24PURCH = 2

Universe Description: Purchased in person

Question Text: In what city is ^R24STORE_Fill located?

Fills: R24STORE_Fill

Instructions: Fill entry from R24STORE

Type: String

Length: 45

Don't Know
 Refuse
 Empty

On Input
 On Output

Array:

Skip Instructions: Goto R24LOCST

Instrument SAS Name: R24LOC

Destination Data Set: POP2

R24LOCST

Field

BSECT20C.BLP_POPGRP2.R24LOCST

Description: Purchase location - State

Form Pane Label: State

SAS Name: R24LOCST

Tag Name: R24LOCST

Inherited Universe:

Universe: R24PURCH = 2

Universe Description:

Help Screen: H_DESTCODE

Question Text: ? [F1]

In what state is ^R24STORE_Fill located?

[Enter the two character state abbreviation](#)

Fills: R24STORE_Fill

Instructions: Fill entry from R24STORE

Type: String

Length: 2

- Don't Know
- Refuse
- Empty

- On Input
- On Output

Array:

Special Instructions: Use answer type TState - STRING[2], display width 4

Skip Instructions: IF entry is not a valid state abbreviation then
goto CK_R24LOCST

ELSEIF Ask_G[19] = 1 then goto PSCATG19

ELSEIF Ask_H[35] = 1 then goto PSCATH35

ELSEIF Ask_H[36] = 1 then goto PSCATH36


```
ELSEIF Ask_H[37] = 1 then goto PSCATH37  
ELSEIF Ask_G[09] = 1 then goto PSCATG09  
ELSEIF Ask_G[10] = 1 then goto PSCATG10  
ELSEIF Ask_T[17] = 1 then goto PSCATT17  
ELSE goto END_POPGRP2
```

Instrument SAS Name: R24LOCST

Destination Data Set: POP2

CK_R24LOCST

Check

BSECT20C.BLP_POPGRP2.CK_R24LOCST

Description: Not a valid state abbreviation

Inherited Universe:

Universe: (Entry in R24LOCST is not a valid state abbreviation) AND R24LOCST <> DK AND R24LOCST <> RF

Universe Description: State abbreviation entered is not valid

Text: * [Not a valid state abbreviation](#)

Check Instructions:

Type: Hard

Skip Instructions: Go back to R24LOCST

Field

PSCATG19

BSECT20C.BLP_POPGRP2.PSCATG19

Description: Purchased any luggage, briefcases, or other carrying cases in last 2 years

Form Pane Label: Luggage

SAS Name: PSCATG19

Tag Name: PSCATG19

Inherited Universe:

Universe: Ask_G[19] = yes

Universe Description: Luggage, briefcases, or other carrying cases not selected in 8A

Question Text: ^PSCATG19Intro_Fill have ^YOU_ANYONE purchased any luggage, briefcases, or other carrying cases?

Fills: PSCATG19Intro_Fill

Instructions: If PSCATG20 = EMPTY and PSCATR24 = EMPTY then fill "Now, please think about the last two years, since the first of ^TwoYearsAgo"
ELSE fill "In the last TWO YEARS,"

Fills: TwoYearsAgo

Instructions: IF CUR_MONTHNUM = 01 then fill "December YEAR minus 3 years"
IF CUR_MONTHNUM = 02 then fill "January YEAR minus 2 years"
IF CUR_MONTHNUM = 03 then fill "February YEAR minus 2 years"
ELSEIF CUR_MONTHNUM = 04 then fill "March YEAR minus 2 years"
ELSEIF CUR_MONTHNUM = 05 then fill "April YEAR minus 2 years"
ELSEIF CUR_MONTHNUM = 06 then fill "May YEAR minus 2 years"
ELSEIF CUR_MONTHNUM = 07 then fill "June YEAR minus 2 years"
ELSEIF CUR_MONTHNUM = 08 then fill "July YEAR minus 2 years"
ELSEIF CUR_MONTHNUM = 09 then fill "August YEAR minus 2 years"
ELSEIF CUR_MONTHNUM = 10 then fill "September YEAR minus 2 years"
ELSEIF CUR_MONTHNUM = 11 then fill "October YEAR minus 2 years"
ELSEIF CUR_MONTHNUM = 12 then fill "November YEAR minus 2 years"

Fills: YOU_ANYONE

Instructions: IF NUMHOUSE = 1 then fill "you"
ELSE fill "you or anyone in your household"

Type: Enumerated

Length: 1

Answer List: TYesNo

Value:	Mnemonic:	Description:
1	Yes	Yes
2	No	No

- Don't Know
- Refuse
- Empty

- On Input
- On Output

Array:

Skip Instructions: 1: Goto G19_COST

```
2,DK,RF: IF Ask_H[35] = 1 then goto PSCATH35
          ELSEIF Ask_H[36] = 1 then goto PSCATH36
          ELSEIF Ask_H[37] = 1 then goto PSCATH37
          ELSEIF Ask_G[09] = 1 then goto PSCATG09
          ELSEIF Ask_G[10] = 1 then goto PSCATG10
          ELSEIF Ask_T[17] = 1 then goto PSCATT17
          ELSE goto END_POPGRP2
```

Instrument SAS Name: PSCATG19

Destination Data Set: POP2

Field

G19_COST
BSECT20C.BLP_POPGRP2.G19_COST

Description: Purchase price

Form Pane Label: Cost

SAS Name: G19_COST

Tag Name: G19_COST

Inherited Universe:

Universe: PSCATG19 = 1

Universe Description: HH did purchase luggage, briefcases, or other carrying cases in the last 2 months

Question Text: In the last TWO YEARS, how much did ^YOU_YRCU spend on your last purchase of luggage, briefcases, or other carrying cases?

Fills: YOU_YRCU

Instructions: IF NUMHOUSE = 1 then fill "you"
ELSE fill "your household"

Type: Integer

Length: 7

Min: 1

Max: 999999

Don't Know

Refuse

Empty

On Input

On Output

Array:

Special Instructions: Display a \$ and comma in the entry field

Skip Instructions: IF ENTRY lt 5 or gt 425 then goto ERR1_G19COST

ELSE goto G19STORE

Instrument SAS Name: G19_COST

Destination Data Set: POP2

ERR1_G19COST

Check

BSECT20C.BLP_POPGRP2.ERR1_G19COST

Description: Out of Range Check

Inherited Universe:

Universe: (G19_COST lt 5 or G19_COST gt 425) AND G19_COST <> DK AND G19_COST <>
RF

Universe Description:

Text: * THE VALUE ENTERED IS UNUSUALLY HIGH OR LOW

PLEASE VERIFY AND IF CORRECT, ENTER ITEM LEVEL NOTE

Check Instructions:

Type: Soft

Skip Instructions: Suppress: Goto G19STORE

All others, go back to G19_COST

Field

G19STORE
BSECT20C.BLP_POPGRP2.G19STORE

Description: Where Purchased

Form Pane Label: Business

SAS Name: G19STORE

Tag Name: G19STORE

Inherited Universe:

Universe: PSCATG19 = 1

Universe Description: HH did purchase luggage, briefcases, or other carrying cases in the last 2 years

Question Text: What is the name of the business where this was last purchased?

✦ Enter store, website, or company name

Type: String

Length: 45

Don't Know
 Refuse
 Empty

On Input
 On Output

Array:

Special Instructions: IF uppercase entry contains ".COM" then set G19PURCH = 1
and "keep" and "Show"

Skip Instructions: IF uppercase entry does not contains ".COM" and is not a DK
or RF then goto G19PURCH

```
ELSEIF Ask_H[35] = 1 then goto PSCATH35  
ELSEIF Ask_H[36] = 1 then goto PSCATH36  
ELSEIF Ask_H[37] = 1 then goto PSCATH37  
ELSEIF Ask_G[09] = 1 then goto PSCATG09  
ELSEIF Ask_G[10] = 1 then goto PSCATG10  
ELSEIF Ask_T[17] = 1 then goto PSCATT17  
ELSE goto END_POPGRP2
```

Instrument SAS Name: G19STORE

Destination Data Set: POP2

Field

G19PURCH
BSECT20C.BLP_POPGRP2.G19PURCH

Description: Purchased Online or in person

Form Pane Label: Online

SAS Name: G19PURCH

Tag Name: G19PURCH

Inherited Universe:

Universe: G19STORE = RESPONSE and
(Uppercase entry in G19STORE does not contain ".COM")

Universe Description: Business name is not DK, RF or .COM

Question Text: Was this paid for -

Type: Enumerated

Length: 1

Answer List: Tonline

Value:	Mnemonic:	Description:
1	Online	Online?
2	InPerson	In person?
3	MailTel	By mail or telephone order?
4	Other	Other

- Don't Know
- Refuse
- Empty

- On Input
- On Output

Array:

Special Instructions: Answer list descriptions for options 1-3 should be bold black

Skip Instructions: 1,3,4,DK,RF: IF Ask_H[35] = 1 then goto PSCATH35
ELSEIF Ask_H[36] = 1 then goto PSCATH36
ELSEIF Ask_H[37] = 1 then goto PSCATH37
ELSEIF Ask_G[09] = 1 then goto PSCATG09
ELSEIF Ask_G[10] = 1 then goto PSCATG10

```
ELSEIF Ask_T[17] = 1 then goto PSCATT17  
ELSE goto END_POPGRP2
```

2: Goto G19LOC

Instrument SAS Name: G19PURCH

Destination Data Set: POP2

Field

G19LOC
BSECT20C.BLP_POPGRP2.G19LOC

Description: Purchase location - City

Form Pane Label: Location - City

SAS Name: G19LOC

Tag Name: G19LOC

Inherited Universe:

Universe: G19PURCH = 2

Universe Description: Purchased in person

Question Text: In what city is ^G19STORE_Fill located?

Fills: G19STORE_Fill

Instructions: Fill entry from G19STORE

Type: String

Length: 45

Don't Know
 Refuse
 Empty

On Input
 On Output

Array:

Skip Instructions: Goto G19LOCST

Instrument SAS Name: G19LOC

Destination Data Set: POP2

G19LOCST

Field

BSECT20C.BLP_POPGRP2.G19LOCST

Description: Purchase location - State

Form Pane Label: State

SAS Name: G19LOCST

Tag Name: G19LOCST

Inherited Universe:

Universe: G19PURCH = 2

Universe Description:

Help Screen: H_DESTCODE

Question Text: ? [F1]

In what state is ^G19STORE_Fill located?

[Enter the two character state abbreviation](#)

Fills: G19STORE_Fill

Instructions: Fill entry from G19STORE

Type: String

Length: 2

- Don't Know
- Refuse
- Empty

- On Input
- On Output

Array:

Special Instructions: Use answer type TState - STRING[2], display width 4

Skip Instructions: IF entry is not a valid state abbreviation then
goto CK_G19LOCST

ELSEIF Ask_H[35] = 1 then goto PSCATH35
ELSEIF Ask_H[36] = 1 then goto PSCATH36
ELSEIF Ask_H[37] = 1 then goto PSCATH37

```
ELSEIF Ask_G[09] = 1 then goto PSCATG09  
ELSEIF Ask_G[10] = 1 then goto PSCATG10  
ELSEIF Ask_T[17] = 1 then goto PSCATT17  
ELSE goto END_POPGRP2
```

Instrument SAS Name: G19LOCST

Destination Data Set: POP2

CK_G19LOCST

Check

BSECT20C.BLP_POPGRP2.CK_G19LOCST

Description: Not a valid state abbreviation

Inherited Universe:

Universe: (Entry in G19LOCST is not a valid state abbreviation) AND G19LOCST <> DK AND G19LOCST <> RF

Universe Description: State abbreviation entered is not valid

Text: * [Not a valid state abbreviation](#)

Check Instructions:

Type: Hard

Skip Instructions: Go back to G19LOCST

Field

PSCATH35

BSECT20C.BLP_POPGRP2.PSCATH35

Description: Expenses for housekeeping services in the last two years

Form Pane Label: Housekeeping

SAS Name: PSCATH35

Tag Name: PSCATH35

Inherited Universe:

Universe: Ask_H[35] = yes

Universe Description: Housekeeping services not reported in section 19

Question Text: ^PSCATH35Intro_Fill have ^YOU_ANYONE had any expenses for housekeeping services?

Fills: PSCATH35Intro_Fill

Instructions: If PSCATG20 = EMPTY and PSCATR24 = EMPTY and PSCATG19 = EMPTY then fill "Now, please think about the last two years, since the first of ^TwoYearsAgo"
ELSE fill "In the last TWO YEARS,"

Fills: TwoYearsAgo

Instructions: IF CUR_MONTHNUM = 01 then fill "December YEAR minus 3 years"
IF CUR_MONTHNUM = 02 then fill "January YEAR minus 2 years"
IF CUR_MONTHNUM = 03 then fill "February YEAR minus 2 years"
ELSEIF CUR_MONTHNUM = 04 then fill "March YEAR minus 2 years"
ELSEIF CUR_MONTHNUM = 05 then fill "April YEAR minus 2 years"
ELSEIF CUR_MONTHNUM = 06 then fill "May YEAR minus 2 years"
ELSEIF CUR_MONTHNUM = 07 then fill "June YEAR minus 2 years"
ELSEIF CUR_MONTHNUM = 08 then fill "July YEAR minus 2 years"
ELSEIF CUR_MONTHNUM = 09 then fill "August YEAR minus 2 years"
ELSEIF CUR_MONTHNUM = 10 then fill "September YEAR minus 2 years"
ELSEIF CUR_MONTHNUM = 11 then fill "October YEAR minus 2 years"
ELSEIF CUR_MONTHNUM = 12 then fill "November YEAR minus 2 years"

Fills: YOU_ANYONE

Instructions: IF NUMHOUSE = 1 then fill "you"
ELSE fill "you or anyone in your household"

Type: Enumerated

Length: 1

Answer List: TYesNo

Value:	Mnemonic:	Description:
1	Yes	Yes
2	No	No

- Don't Know
- Refuse
- Empty

- On Input
- On Output

Array:

Skip Instructions: 1: Goto H35_COST

```
2,DK,RF: IF Ask_H[36] = 1 then goto PSCATH36
          ELSEIF Ask_H[37] = 1 then goto PSCATH37
          ELSEIF Ask_G[09] = 1 then goto PSCATG09
          ELSEIF Ask_G[10] = 1 then goto PSCATG10
          ELSEIF Ask_T[17] = 1 then goto PSCATT17
          ELSE goto END_POPGRP2
```

Instrument SAS Name: PSCATH35

Destination Data Set: POP2

Field

H35_COST
BSECT20C.BLP_POPGRP2.H35_COST

Description: Purchase price

Form Pane Label: Cost

SAS Name: H35_COST

Tag Name: H35_COST

Inherited Universe:

Universe: PSCATH35 = 1

Universe Description:

Question Text: In the last TWO YEARS, how much was ^YR_YRCUS last expense for housekeeping services?

Fills: YR_YRCUS

Instructions: IF NUMHOUSE = 1 then fill "your"
ELSE fill "your household's"

Type: Integer

Length: 7

Min: 1

Max: 999999

Don't Know

Refuse

Empty

On Input

On Output

Array:

Special Instructions: Display a \$ and comma in the entry field

Skip Instructions: IF ENTRY lt 20 or gt 1260 then goto ERR1_H35COST

ELSE goto H35STORE

Instrument SAS Name: H35_COST

Destination Data Set: POP2

ERR1_H35COST

Check

BSECT20C.BLP_POPGRP2.ERR1_H35COST

Description: Out of Range Check

Inherited Universe:

Universe: (H35_COST lt 20 or H35_COST gt 1260) AND H35_COST <> DK AND H35_COST <> RF

Universe Description:

Text: * THE VALUE ENTERED IS UNUSUALLY HIGH OR LOW

PLEASE VERIFY AND IF CORRECT, ENTER ITEM LEVEL NOTE

Check Instructions:

Type: Soft

Skip Instructions: Suppress: Goto H35STORE

All others, go back to H35_COST

Field

H35STORE

BSECT20C.BLP_POPGRP2.H35STORE

Description: Where Purchased

Form Pane Label: Business

SAS Name: H35STORE

Tag Name: H35STORE

Inherited Universe:

Universe: PSCATH35 = 1

Universe Description:

Question Text: What is the name of the business where ^YOU_YRCU had this expense?

✦ Enter store, website, or company name

Fills: YOU_YRCU

Instructions: IF NUMHOUSE = 1 then fill "you"
ELSE fill "your household"

Type: String

Length: 45

Don't Know

Refuse

Empty

On Input

On Output

Array:

Special Instructions: IF uppercase entry contains ".COM" then set H35PURCH = 1
and "keep" and "Show"

Skip Instructions: IF uppercase entry does not contains ".COM" and is not a DK
or RF then goto H35PURCH

ELSEIF Ask_H[36] = 1 then goto PSCATH36

ELSEIF Ask_H[37] = 1 then goto PSCATH37

ELSEIF Ask_G[09] = 1 then goto PSCATG09

ELSEIF Ask_G[10] = 1 then goto PSCATG10

ELSEIF Ask_T[17] = 1 then goto PSCATT17

ELSE goto END_POPGRP2

Instrument SAS Name: H35STORE

Destination Data Set: POP2

Field

H35PURCH
BSECT20C.BLP_POPGRP2.H35PURCH

Description: Purchased Online or in person

Form Pane Label: Online

SAS Name: H35PURCH

Tag Name: H35PURCH

Inherited Universe:

Universe: H35STORE = RESPONSE and
(Uppercase entry in H35STORE does not contain ".COM")

Universe Description: Business name is not DK, RF or .COM

Question Text: Was this paid for -

Type: Enumerated

Length: 1

Answer List: Tonline

Value:	Mnemonic:	Description:
1	Online	Online?
2	InPerson	In person?
3	MailTel	By mail or telephone order?
4	Other	Other

- Don't Know
- Refuse
- Empty

- On Input
- On Output

Array:

Special Instructions: Answer list descriptions for options 1-3 should be bold black

Skip Instructions: 1,3,4,DK,RF: IF Ask_H[36] = 1 then goto PSCATH36
ELSEIF Ask_H[37] = 1 then goto PSCATH37
ELSEIF Ask_G[09] = 1 then goto PSCATG09
ELSEIF Ask_G[10] = 1 then goto PSCATG10
ELSEIF Ask_T[17] = 1 then goto PSCATT17

ELSE goto END_POPGRP2

2: Goto H35LOC

Instrument SAS Name: H35PURCH

Destination Data Set: POP2

Field

H35LOC
BSECT20C.BLP_POPGRP2.H35LOC

Description: Purchase location - City

Form Pane Label: Location - City

SAS Name: H35LOC

Tag Name: H35LOC

Inherited Universe:

Universe: H35PURCH = 2

Universe Description: Purchased in person

Question Text: In what city is ^H35STORE_Fill located?

Fills: H35STORE_Fill

Instructions: Fill entry from H35STORE

Type: String

Length: 45

- Don't Know
- Refuse
- Empty

- On Input
- On Output

Array:

Skip Instructions: Goto H35LOCST

Instrument SAS Name: H35LOC

Destination Data Set: POP2

H35LOCST

Field

BSECT20C.BLP_POPGRP2.H35LOCST

Description: Purchase location - State

Form Pane Label: State

SAS Name: H35LOCST

Tag Name: H35LOCST

Inherited Universe:

Universe: H35PURCH = 2

Universe Description:

Help Screen: H_DESTCODE

Question Text: ? [F1]

In what state is ^H35STORE_Fill located?

[Enter the two character state abbreviation](#)

Fills: H35STORE_Fill

Instructions: Fill entry from H35STORE

Type: String

Length: 2

- Don't Know
- Refuse
- Empty

- On Input
- On Output

Array:

Special Instructions: Use answer type TState - STRING[2], display width 4

Skip Instructions: IF entry is not a valid state abbreviation then
goto CK_H35LOCST

ELSEIF Ask_H[36] = 1 then goto PSCATH36
ELSEIF Ask_H[37] = 1 then goto PSCATH37
ELSEIF Ask_G[09] = 1 then goto PSCATG09


```
ELSEIF Ask_G[10] = 1 then goto PSCATG10  
ELSEIF Ask_T[17] = 1 then goto PSCATT17  
ELSE goto END_POPGRP2
```

Instrument SAS Name: H35LOCST

Destination Data Set: POP2

CK_H35LOCST

Check

BSECT20C.BLP_POPGRP2.CK_H35LOCST

Description: Not a valid state abbreviation

Inherited Universe:

Universe: (Entry in H35LOCST is not a valid state abbreviation) AND H35LOCST <> DK AND H35LOCST <> RF

Universe Description: State abbreviation entered is not valid

Text: * [Not a valid state abbreviation](#)

Check Instructions:

Type: Hard

Skip Instructions: Go back to H35LOCST

Field

PSCATH36

BSECT20C.BLP_POPGRP2.PSCATH36

Description: Expenses for gardening or lawncare services in last two years

Form Pane Label: Lawn Service

SAS Name: PSCATH36

Tag Name: PSCATH36

Inherited Universe:

Universe: Ask_H[36] = yes

Universe Description: Gardening or lawncare services was not selected in 19A

Question Text: ^PSCATH36Intro_Fill have ^YOU_ANYONE had any expenses for gardening or lawncare services?

Fills: YOU_ANYONE

Instructions: IF NUMHOUSE = 1 then fill "you"
ELSE fill "you or anyone in your household"

Fills: PSCATH36Intro_Fill

Instructions: If PSCATG20 = EMPTY and PSCATR24 = EMPTY and PSCATG19 = EMPTY and PSCATH35 = EMPTY then fill "Now, please think about the last two years, since the first of ^TwoYearsAgo"
ELSE fill "In the last TWO YEARS,"

Fills: TwoYearsAgo

Instructions: IF CUR_MONTHNUM = 01 then fill "December YEAR minus 3 years"
IF CUR_MONTHNUM = 02 then fill "January YEAR minus 2 years"
IF CUR_MONTHNUM = 03 then fill "February YEAR minus 2 years"
ELSEIF CUR_MONTHNUM = 04 then fill "March YEAR minus 2 years"
ELSEIF CUR_MONTHNUM = 05 then fill "April YEAR minus 2 years"
ELSEIF CUR_MONTHNUM = 06 then fill "May YEAR minus 2 years"
ELSEIF CUR_MONTHNUM = 07 then fill "June YEAR minus 2 years"
ELSEIF CUR_MONTHNUM = 08 then fill "July YEAR minus 2 years"
ELSEIF CUR_MONTHNUM = 09 then fill "August YEAR minus 2 years"
ELSEIF CUR_MONTHNUM = 10 then fill "September YEAR minus 2 years"
ELSEIF CUR_MONTHNUM = 11 then fill "October YEAR minus 2 years"
ELSEIF CUR_MONTHNUM = 12 then fill "November YEAR minus 2 years"

Type: Enumerated

Length: 1

Answer List: TYesNo

Value:	Mnemonic:	Description:
1	Yes	Yes
2	No	No

- Don't Know
- Refuse
- Empty

- On Input
- On Output

Array:

Skip Instructions: 1: Goto H36_COST

```
2,DK,RF: IF Ask_H[37] = 1 then goto PSCATH37
          ELSEIF Ask_G[09] = 1 then goto PSCATG09
          ELSEIF Ask_G[10] = 1 then goto PSCATG10
          ELSEIF Ask_T[17] = 1 then goto PSCATT17
          ELSE goto END_POPGRP2
```

Instrument SAS Name: PSCATH36

Destination Data Set: POP2

Field

H36_COST
BSECT20C.BLP_POPGRP2.H36_COST

Description: Purchase price

Form Pane Label: Cost

SAS Name: H36_COST

Tag Name: H36_COST

Inherited Universe:

Universe: PSCATH36 = 1

Universe Description: HH did have expenses for gardening or lawncare services in the last 2 years

Question Text: In the last TWO YEARS, how much was ^YR_YRCUS last expense for gardening or lawncare services?

Fills: YR_YRCUS

Instructions: IF NUMHOUSE = 1 then fill "your"
ELSE fill "your household's"

Type: Integer

Length: 7

Min: 1

Max: 999999

Don't Know

Refuse

Empty

On Input

On Output

Array:

Special Instructions: Display a \$ and comma in the entry field

Skip Instructions: IF ENTRY lt 15 or gt 600 then goto ERR1_H36COST

ELSE goto H36STORE

Instrument SAS Name: H36_COST

Destination Data Set: POP2

ERR1_H36COST

Check

BSECT20C.BLP_POPGRP2.ERR1_H36COST

Description: Out of Range Check

Inherited Universe:

Universe: (H36_COST lt 15 or H36_COST gt 600) AND H36_COST <> DK AND H36_COST <>
RF

Universe Description:

Text: * THE VALUE ENTERED IS UNUSUALLY HIGH OR LOW

PLEASE VERIFY AND IF CORRECT, ENTER ITEM LEVEL NOTE

Check Instructions:

Type: Soft

Skip Instructions: Suppress: Goto H36STORE

All others, go back to H36_COST

Field

H36STORE
BSECT20C.BLP_POPGRP2.H36STORE

Description: Where Purchased

Form Pane Label: Business

SAS Name: H36STORE

Tag Name: H36STORE

Inherited Universe:

Universe: PSCATH36 = 1

Universe Description: HH did have expenses for gardening or lawncare services in the last two years

Question Text: What is the name of the business where ^YOU_YRCU had this expense?

✦ Enter store, website, or company name

Fills: YOU_YRCU

Instructions: IF NUMHOUSE = 1 then fill "you"
ELSE fill "your household"

Type: String

Length: 45

Don't Know

Refuse

Empty

On Input

On Output

Array:

Special Instructions: IF uppercase entry contains ".COM" then set H36PURCH = 1
and "keep" and "Show"

Skip Instructions: If uppercase entry does not contain.com and is not DK or RF
then goto H36PURCH

ELSEIF Ask_H[37] = 1 then goto PSCATH37

ELSEIF Ask_G[09] = 1 then goto PSCATG09

ELSEIF Ask_G[10] = 1 then goto PSCATG10

ELSEIF Ask_T[17] = 1 then goto PSCATT17

ELSE goto END_POPGRP2

Instrument SAS Name: H36STORE

Destination Data Set: POP2

Field

H36PURCH
BSECT20C.BLP_POPGRP2.H36PURCH

Description: Purchased Online or in person

Form Pane Label: Online

SAS Name: H36PURCH

Tag Name: H36PURCH

Inherited Universe:

Universe: H36STORE = RESPONSE and
(Uppercase entry in H36STORE does not contain ".COM")

Universe Description: Business name is not DK, RF or .COM

Question Text: Was this paid for -

Type: Enumerated

Length: 1

Answer List: Tonline

Value:	Mnemonic:	Description:
1	Online	Online?
2	InPerson	In person?
3	MailTel	By mail or telephone order?
4	Other	Other

- Don't Know
- Refuse
- Empty

- On Input
- On Output

Array:

Special Instructions: Answer list descriptions for options 1-3 should be bold black

Skip Instructions: 1,3,4,DK,RF: IF Ask_H[37] = 1 then goto PSCATH37
ELSEIF Ask_G[09] = 1 then goto PSCATG09
ELSEIF Ask_G[10] = 1 then goto PSCATG10
ELSEIF Ask_T[17] = 1 then goto PSCATT17
ELSE goto END_POPGRP2

2: Goto H36LOC

Instrument SAS Name: H36PURCH

Destination Data Set: POP2

Field

H36LOC
BSECT20C.BLP_POPGRP2.H36LOC

Description: Purchase location - City

Form Pane Label: Location - City

SAS Name: H36LOC

Tag Name: H36LOC

Inherited Universe:

Universe: H36PURCH = 2

Universe Description: Purchased in person

Question Text: In what city is ^H36STORE_Fill located?

Fills: H36STORE_Fill

Instructions: Fill entry from H36STORE

Type: String

Length: 45

Don't Know
 Refuse
 Empty

On Input
 On Output

Array:

Skip Instructions: Goto H36LOCST

Instrument SAS Name: H36LOC

Destination Data Set: POP2

H36LOCST

Field

BSECT20C.BLP_POPGRP2.H36LOCST

Description: Purchase location - State

Form Pane Label: State

SAS Name: H36LOCST

Tag Name: H36LOCST

Inherited Universe:

Universe: H36PURCH = 2

Universe Description:

Help Screen: H_DESTCODE

Question Text: ? [F1]

In what state is ^H36STORE_Fill located?

[Enter the two character state abbreviation](#)

Fills: H36STORE_Fill

Instructions: Fill entry from H36STORE

Type: String

Length: 2

- Don't Know
- Refuse
- Empty

- On Input
- On Output

Array:

Special Instructions: Use answer type TState - STRING[2], display width 4

Skip Instructions: IF entry is not a valid state abbreviation then
goto CK_H36LOCST

```
ELSEIF Ask_H[37] = 1 then goto PSCATH37
ELSEIF Ask_G[09] = 1 then goto PSCATG09
ELSEIF Ask_G[10] = 1 then goto PSCATG10
```

```
ELSEIF Ask_T[17] = 1 then goto PSCATT17  
ELSE goto END_POPGRP2
```

Instrument SAS Name: H36LOCST

Destination Data Set: POP2

CK_H36LOCST

Check

BSECT20C.BLP_POPGRP2.CK_H36LOCST

Description: Not a valid state abbreviation

Inherited Universe:

Universe: (Entry in H36LOCST is not a valid state abbreviation) AND H36LOCST <> DK AND H36LOCST <> RF

Universe Description: State abbreviation entered is not valid

Text: * [Not a valid state abbreviation](#)

Check Instructions:

Type: Hard

Skip Instructions: Go back to H36LOCST

Field

PSCATH37
BSECT20C.BLP_POPGRP2.PSCATH37

Description: Any expenses for moving, storage, or freight services in last 2 years

Form Pane Label: Moving Service

SAS Name: PSCATH37

Tag Name: PSCATH37

Inherited Universe:

Universe: Ask_H[37] = yes

Universe Description: Moving, storage, or freight services not selected in section 19A

Question Text: ^PSCATH37Intro_Fill have ^YOU_ANYONE had any expenses for moving, storage, or freight services?

Fills: PSCATH37Intro_Fill

Instructions: If PSCATG20 = EMPTY and PSCATR24 = EMPTY and PSCATG19 = EMPTY and PSCATH35 = EMPTY and PSCATH36 = EMPTY then fill "Now, please think about the last two years, since the first of ^TwoYearsAgo"
ELSE fill "In the last TWO YEARS,"

Fills: TwoYearsAgo

Instructions: IF CUR_MONTHNUM = 01 then fill "December YEAR minus 3 years"
IF CUR_MONTHNUM = 02 then fill "January YEAR minus 2 years"
IF CUR_MONTHNUM = 03 then fill "February YEAR minus 2 years"
ELSEIF CUR_MONTHNUM = 04 then fill "March YEAR minus 2 years"
ELSEIF CUR_MONTHNUM = 05 then fill "April YEAR minus 2 years"
ELSEIF CUR_MONTHNUM = 06 then fill "May YEAR minus 2 years"
ELSEIF CUR_MONTHNUM = 07 then fill "June YEAR minus 2 years"
ELSEIF CUR_MONTHNUM = 08 then fill "July YEAR minus 2 years"
ELSEIF CUR_MONTHNUM = 09 then fill "August YEAR minus 2 years"
ELSEIF CUR_MONTHNUM = 10 then fill "September YEAR minus 2 years"
ELSEIF CUR_MONTHNUM = 11 then fill "October YEAR minus 2 years"
ELSEIF CUR_MONTHNUM = 12 then fill "November YEAR minus 2 years"

Fills: YOU_ANYONE

Instructions: IF NUMHOUSE = 1 then fill "you"
ELSE fill "you or anyone in your household"

Type: Enumerated

Length: 1

Answer List: TYesNo

Value:	Mnemonic:	Description:
1	Yes	Yes
2	No	No

- Don't Know
- Refuse
- Empty

- On Input
- On Output

Array:

Skip Instructions: 1: Goto H37_COST

2,DK,RF: IF Ask_G[09] = 1 then goto PSCATG09
ELSEIF Ask_G[10] = 1 then goto PSCATG10
ELSEIF Ask_T[17] = 1 then goto PSCATT17
ELSE goto END_POPGRP2

Instrument SAS Name: PSCATH37

Destination Data Set: POP2

Field

H37_COST
BSECT20C.BLP_POPGRP2.H37_COST

Description: Purchase price

Form Pane Label: Cost

SAS Name: H37_COST

Tag Name: H37_COST

Inherited Universe:

Universe: PSCATH37 = 1

Universe Description: HH did have expenses for moving, storage, or freight services in the last 2 years

Question Text: In the last TWO YEARS, how much was ^YR_YRCUS last expense for moving, storage, or freight services?

Fills: YR_YRCUS

Instructions: IF NUMHOUSE = 1 then fill "your"
ELSE fill "your household's"

Type: Integer

Length: 7

Min: 1

Max: 999999

Don't Know

Refuse

Empty

On Input

On Output

Array:

Special Instructions: Display a \$ and comma in the entry field

Skip Instructions: GIF ENTRY lt 9 or gt 1800 then goto ERR1_H37COST

ELSE gto H37STORE

Instrument SAS Name: H37_COST

Destination Data Set: POP2

ERR1_H37COST

Check

BSECT20C.BLP_POPGRP2.ERR1_H37COST

Description: Out of Range Check

Inherited Universe:

Universe: (H37_COST lt 9 or H37_COST gt 1800) AND H37_COST <> DK AND H37_COST <>
RF

Universe Description:

Text: * THE VALUE ENTERED IS UNUSUALLY HIGH OR LOW

PLEASE VERIFY AND IF CORRECT, ENTER ITEM LEVEL NOTE

Check Instructions:

Type: Soft

Skip Instructions: Suppress: Goto H37STORE

All others, go back to H37_COST

Field

H37STORE
BSECT20C.BLP_POPGRP2.H37STORE

Description: Where Purchased

Form Pane Label: Business

SAS Name: H37STORE

Tag Name: H37STORE

Inherited Universe:

Universe: PSCATH37 = 1

Universe Description: HH have moving, storage, or freight expenses in the last 2 years

Question Text: What is the name of the business where ^YOU_YRCU had this expense?

✦ Enter store, website, or company name

Fills: YOU_YRCU

Instructions: IF NUMHOUSE = 1 then fill "you"
ELSE fill "your household"

Type: String

Length: 45

Don't Know

Refuse

Empty

On Input

On Output

Array:

Special Instructions: IF uppercase entry contains ".COM" then set H37PURCH = 1
and "keep" and "Show"

Skip Instructions: IF uppercase entry does not contains ".COM" and is not a DK
or RF then goto H37PURCH

ELSEIF Ask_G[09] = 1 then goto PSCATG09

ELSEIF Ask_G[10] = 1 then goto PSCATG10

ELSEIF Ask_T[17] = 1 then goto PSCATT17

ELSE goto END_POPGRP2

Instrument SAS Name: H37STORE

Destination Data Set: POP2

Field

H37PURCH
BSECT20C.BLP_POPGRP2.H37PURCH

Description: Purchased Online or in person

Form Pane Label: Online

SAS Name: H37PURCH

Tag Name: H37PURCH

Inherited Universe:

Universe: H37STORE = RESPONSE and
(Uppercase entry in H37STORE does not contain ".COM")

Universe Description: Business name is not DK, RF or .COM

Question Text: Was this paid for -

Type: Enumerated

Length: 1

Answer List: Tonline

Value:	Mnemonic:	Description:
1	Online	Online?
2	InPerson	In person?
3	MailTel	By mail or telephone order?
4	Other	Other

- Don't Know
- Refuse
- Empty

- On Input
- On Output

Array:

Special Instructions: Answer list descriptions for options 1-3 should be bold black

Skip Instructions: 1,3,4,DK,RF: IF Ask_G[09] = 1 then goto PSCATG09
ELSEIF Ask_G[10] = 1 then goto PSCATG10
ELSEIF Ask_T[17] = 1 then goto PSCATT17
ELSE goto END_POPGRP2

2: Goto H37LOC

Instrument SAS Name: H37PURCH

Destination Data Set: POP2

Field

H37LOC
BSECT20C.BLP_POPGRP2.H37LOC

Description: Purchase location - City

Form Pane Label: Location - City

SAS Name: H37LOC

Tag Name: H37LOC

Inherited Universe:

Universe: H37PURCH = 2

Universe Description: Purchased in person

Question Text: In what city is ^H37STORE_Fill located?

Fills: H37STORE_Fill

Instructions: Fill entry from H37STORE

Type: String

Length: 45

Don't Know
 Refuse
 Empty

On Input
 On Output

Array:

Skip Instructions: Goto H37LOCST

Instrument SAS Name: H37LOC

Destination Data Set: POP2

H37LOCST

Field

BSECT20C.BLP_POPGRP2.H37LOCST

Description: Purchase location - State

Form Pane Label: State

SAS Name: H37LOCST

Tag Name: H37LOCST

Inherited Universe:

Universe: H37PURCH = 2

Universe Description:

Help Screen: H_DESTCODE

Question Text: ? [F1]

In what state is ^H37STORE_Fill located?

[Enter the two character state abbreviation](#)

Fills: H37STORE_Fill

Instructions: Fill entry from H37STORE

Type: String

Length: 2

- Don't Know
- Refuse
- Empty

- On Input
- On Output

Array:

Special Instructions: Use answer type TState - STRING[2], display width 4

Skip Instructions: IF entry is not a valid state abbreviation then
goto CK_H37LOCST

ELSEIF Ask_G[09] = 1 then goto PSCATG09

ELSEIF Ask_G[10] = 1 then goto PSCATG10

ELSEIF Ask_T[17] = 1 then goto PSCATT17

ELSE goto END_POPGRP2

Instrument SAS Name: H37LOCST

Destination Data Set: POP2

CK_H37LOCST

Check

BSECT20C.BLP_POPGRP2.CK_H37LOCST

Description: Not a valid state abbreviation

Inherited Universe:

Universe: (Entry in H37LOCST is not a valid state abbreviation) AND H37LOCST <> DK AND H37LOCST <> RF

Universe Description: State abbreviation entered is not valid

Text: * [Not a valid state abbreviation](#)

Check Instructions:

Type: Hard

Skip Instructions: Go back to H37LOCST

Field

PSCATG09

BSECT20C.BLP_POPGRP2.PSCATG09

Description: Any expenses for legal services in the last two years

Form Pane Label: Legal Services

SAS Name: PSCATG09

Tag Name: PSCATG09

Inherited Universe:

Universe: Ask_G[09] = yes

Universe Description: Legal services not selected in 19A

Question Text: ^PSCATG09Intro_Fill have ^YOU_ANYONE had any expenses for legal services?

Fills: PSCATG09Intro_Fill

Instructions: If PSCATG20 = EMPTY and PSCATR24 = EMPTY and PSCATG19 = EMPTY and PSCATH35 = EMPTY and PSCATH36 = EMPTY and PSCATH37 = EMPTY then fill "Now, please think about the last two years, since the first of ^TwoYearsAgo"
ELSE fill "In the last TWO YEARS,"

Fills: TwoYearsAgo

Instructions: IF CUR_MONTHNUM = 01 then fill "December YEAR minus 3 years"
IF CUR_MONTHNUM = 02 then fill "January YEAR minus 2 years"
IF CUR_MONTHNUM = 03 then fill "February YEAR minus 2 years"
ELSEIF CUR_MONTHNUM = 04 then fill "March YEAR minus 2 years"
ELSEIF CUR_MONTHNUM = 05 then fill "April YEAR minus 2 years"
ELSEIF CUR_MONTHNUM = 06 then fill "May YEAR minus 2 years"
ELSEIF CUR_MONTHNUM = 07 then fill "June YEAR minus 2 years"
ELSEIF CUR_MONTHNUM = 08 then fill "July YEAR minus 2 years"
ELSEIF CUR_MONTHNUM = 09 then fill "August YEAR minus 2 years"
ELSEIF CUR_MONTHNUM = 10 then fill "September YEAR minus 2 years"
ELSEIF CUR_MONTHNUM = 11 then fill "October YEAR minus 2 years"
ELSEIF CUR_MONTHNUM = 12 then fill "November YEAR minus 2 years"

Fills: YOU_ANYONE

Instructions: IF NUMHOUSE = 1 then fill "you"
ELSE fill "you or anyone in your household"

Type: Enumerated

Length: 1

Answer List: TYesNo

Value:	Mnemonic:	Description:
1	Yes	Yes
2	No	No

- Don't Know
- Refuse
- Empty

- On Input
- On Output

Array:

Skip Instructions: 1: Goto G09_COST

2,DK,RF: IF Ask_G[10] = 1 then goto PSCATG10
ELSEIF Ask_T[17] = 1 then goto PSCATT17
ELSE goto END_POPGRP2

Instrument SAS Name: PSCATG09

Destination Data Set: POP2

Field

G09_COST
BSECT20C.BLP_POPGRP2.G09_COST

Description: Purchase price

Form Pane Label: Cost

SAS Name: G09_COST

Tag Name: G09_COST

Inherited Universe:

Universe: PSCATG09 = 1

Universe Description: HH did have expense for legal services in last two years

Question Text: In the last TWO YEARS, how much was ^YR_YRCUS last expense for legal services?

Fills: YR_YRCUS

Instructions: IF NUMHOUSE = 1 then fill "your"
ELSE fill "your household's"

Type: Integer

Length: 7

Min: 1

Max: 999999

Don't Know

Refuse

Empty

On Input

On Output

Array:

Special Instructions: Display a \$ and comma in the entry field

Skip Instructions: IF ENTRY lt 13 or gt 5000 then goto ERR1_G09COST

ELSE goto G09STORE

Instrument SAS Name: G09_COST

Destination Data Set: POP2

ERR1_G09COST

Check

BSECT20C.BLP_POPGRP2.ERR1_G09COST

Description: Out of Range Check

Inherited Universe:

Universe: (G09_COST lt 13 or G09_COST gt 5000) AND G09_COST <> DK AND G09_COST <> RF

Universe Description:

Text: * THE VALUE ENTERED IS UNUSUALLY HIGH OR LOW

PLEASE VERIFY AND IF CORRECT, ENTER ITEM LEVEL NOTE

Check Instructions:

Type: Soft

Skip Instructions: Suppress: Goto G09STORE

All others, go back to G09_COST

Field

G09STORE

BSECT20C.BLP_POPGRP2.G09STORE

Description: Where Purchased

Form Pane Label: Business

SAS Name: G09STORE

Tag Name: G09STORE

Inherited Universe:

Universe: PSCATG09 = 1

Universe Description: HH did have expenses for legal services in last two years

Question Text: What is the name of the business where ^YOU_YRCU had this expense?

✦ Enter store, website, or company name

Fills: YOU_YRCU

Instructions: IF NUMHOUSE = 1 then fill "you"
ELSE fill "your household"

Type: String

Length: 45

Don't Know

Refuse

Empty

On Input

On Output

Array:

Special Instructions: IF uppercase entry contains ".COM" then set G09PURCH = 1
and "keep" and "Show"

Skip Instructions: IF uppercase entry does not contains ".COM" and is not a DK
or RF then goto G09PURCH

ELSEIF Ask_G[10] = 1 then goto PSCATG10

ELSEIF Ask_T[17] = 1 then goto PSCATT17

ELSE goto END_POPGRP2

Instrument SAS Name: G09STORE

Destination Data Set: POP2

Field

G09PURCH
BSECT20C.BLP_POPGRP2.G09PURCH

Description: Purchased Online or in person

Form Pane Label: Online

SAS Name: G09PURCH

Tag Name: G09PURCH

Inherited Universe:

Universe: G09STORE = RESPONSE and
(Uppercase entry in G09STORE does not contain ".COM")

Universe Description: Business name is not DK, RF or .COM

Question Text: Was this paid for -

Type: Enumerated

Length: 1

Answer List: Tonline

Value:	Mnemonic:	Description:
1	Online	Online?
2	InPerson	In person?
3	MailTel	By mail or telephone order?
4	Other	Other

- Don't Know
- Refuse
- Empty

- On Input
- On Output

Array:

Special Instructions: Answer list descriptions for options 1-3 should be bold black

Skip Instructions: 1,3,4,DK,RF: IF Ask_G[10] = 1 then goto PSCATG10
ELSEIF Ask_T[17] = 1 then goto PSCATT17
ELSE goto END_POPGRP2

2: Goto G09LOC

Instrument SAS Name: G09PURCH

Destination Data Set: POP2

Field

G09LOC
BSECT20C.BLP_POPGRP2.G09LOC

Description: Purchase location - City

Form Pane Label: Location - City

SAS Name: G09LOC

Tag Name: G09LOC

Inherited Universe:

Universe: G09PURCH = 2

Universe Description: Purchased in person

Question Text: In what city is ^G09STORE_Fill located?

Fills: G09STORE_Fill

Instructions: Fill entry from G09STORE

Type: String

Length: 45

Don't Know
 Refuse
 Empty

On Input
 On Output

Array:

Skip Instructions: Goto G09LOCST

Instrument SAS Name: G09LOC

Destination Data Set: POP2

G09LOCST

Field

BSECT20C.BLP_POPGRP2.G09LOCST

Description: Purchase location - State

Form Pane Label: State

SAS Name: G09LOCST

Tag Name: G09LOCST

Inherited Universe:

Universe: G09PURCH = 2

Universe Description:

Help Screen: H_DESTCODE

Question Text: ? [F1]

In what state is ^G09STORE_Fill located?

[Enter the two character state abbreviation](#)

Fills: G09STORE_Fill

Instructions: Fill entry from G09STORE

Type: String

Length: 2

- Don't Know
- Refuse
- Empty

- On Input
- On Output

Array:

Special Instructions: Use answer type TState - STRING[2], display width 4

Skip Instructions: IF entry is not a valid state abbreviation then
goto CK_G09LOCST

ELSEIF Ask_G[10] = 1 then goto PSCATG10

ELSEIF Ask_T[17] = 1 then goto PSCATT17

ELSE goto END_POPGRP2

Instrument SAS Name: G09LOCST

Destination Data Set: POP2

CK_G09LOCST

Check

BSECT20C.BLP_POPGRP2.CK_G09LOCST

Description: Not a valid state abbreviation

Inherited Universe:

Universe: (Entry in G09LOCST is not a valid state abbreviation) AND G09LOCST <> DK AND G09LOCST <> RF

Universe Description: State abbreviation entered is not valid

Text: * [Not a valid state abbreviation](#)

Check Instructions:

Type: Hard

Skip Instructions: Go back to G09LOCST

Field

PSCATG10

BSECT20C.BLP_POPGRP2.PSCATG10

Description: Any expenses for funeral services in last two years

Form Pane Label: Funeral Services

SAS Name: PSCATG10

Tag Name: PSCATG10

Inherited Universe:

Universe: Ask_G[10] = yes

Universe Description: Funeral services not selected in 19A

Question Text: ^PSCATG10Intro_Fill have ^YOU_ANYONE had any expenses for funeral services?

Fills: PSCATG10Intro_Fill

Instructions: If PSCATG20 = EMPTY and PSCATR24 = EMPTY and PSCATG19 = EMPTY and PSCATH35 = EMPTY and PSCATH36 = EMPTY and PSCATH37 = EMPTY and PSCATG09 = EMPTY then fill "Now, please think about the last two years, since the first of ^TwoYearsAgo"
ELSE fill "In the last TWO YEARS,"

Fills: TwoYearsAgo

Instructions: IF CUR_MONTHNUM = 01 then fill "December YEAR minus 3 years"
IF CUR_MONTHNUM = 02 then fill "January YEAR minus 2 years"
IF CUR_MONTHNUM = 03 then fill "February YEAR minus 2 years"
ELSEIF CUR_MONTHNUM = 04 then fill "March YEAR minus 2 years"
ELSEIF CUR_MONTHNUM = 05 then fill "April YEAR minus 2 years"
ELSEIF CUR_MONTHNUM = 06 then fill "May YEAR minus 2 years"
ELSEIF CUR_MONTHNUM = 07 then fill "June YEAR minus 2 years"
ELSEIF CUR_MONTHNUM = 08 then fill "July YEAR minus 2 years"
ELSEIF CUR_MONTHNUM = 09 then fill "August YEAR minus 2 years"
ELSEIF CUR_MONTHNUM = 10 then fill "September YEAR minus 2 years"
ELSEIF CUR_MONTHNUM = 11 then fill "October YEAR minus 2 years"
ELSEIF CUR_MONTHNUM = 12 then fill "November YEAR minus 2 years"

Fills: YOU_ANYONE

Instructions: IF NUMHOUSE = 1 then fill "you"
ELSE fill "you or anyone in your household"

Type: Enumerated
Length: 1

Answer List: TYesNo

Value:	Mnemonic:	Description:
1	Yes	Yes
2	No	No

- Don't Know
- Refuse
- Empty

- On Input
- On Output

Array:

Skip Instructions: 1: Goto G10_COST

2,DK,RF: IF Ask_T[17] = 1 then goto PSCATT17
ELSE goto END_POPGRP2

Instrument SAS Name: PSCATG10

Destination Data Set: POP2

Field

G10_COST
BSECT20C.BLP_POPGRP2.G10_COST

Description: Purchase price

Form Pane Label: Cost

SAS Name: G10_COST

Tag Name: G10_COST

Inherited Universe:

Universe: PSCATG10 = 1

Universe Description: HH did have expense for funeral service in last 2 years

Question Text: In the last TWO YEARS, how much was ^YR_YRCUS last expense for funeral services?

Fills: YR_YRCUS

Instructions: IF NUMHOUSE = 1 then fill "your"
ELSE fill "your household's"

Type: Integer

Length: 7

Min: 1

Max: 999999

Don't Know

Refuse

Empty

On Input

On Output

Array:

Special Instructions: Display a \$ and comma in the entry field

Skip Instructions: IF ENTRY lt 10 or gt 7000 then goto ERR1_G10COST

ELSE goto G10STORE

Instrument SAS Name: G10_COST

Destination Data Set: POP2

ERR1_G10COST

Check

BSECT20C.BLP_POPGRP2.ERR1_G10COST

Description: Out of Range Check

Inherited Universe:

Universe: (G10_COST lt 10 or G10_COST gt 7000) AND G10_COST <> DK AND G10_COST <> RF

Universe Description:

Text: * THE VALUE ENTERED IS UNUSUALLY HIGH OR LOW

PLEASE VERIFY AND IF CORRECT, ENTER ITEM LEVEL NOTE

Check Instructions:

Type: Soft

Skip Instructions: Suppress: Goto G10STORE

All others, go back to G10_COST

Field

G10STORE
BSECT20C.BLP_POPGRP2.G10STORE

Description: Where Purchased

Form Pane Label: Business

SAS Name: G10STORE

Tag Name: G10STORE

Inherited Universe:

Universe: PSCATG10 = 1

Universe Description: HH did have expenses for funeral services in the last two years

Question Text: What is the name of the business where ^YOU_YRCU had this expense?

✦ Enter store, website, or company name

Fills: YOU_YRCU

Instructions: IF NUMHOUSE = 1 then fill "you"
ELSE fill "your household"

Type: String

Length: 45

Don't Know

Refuse

Empty

On Input

On Output

Array:

Special Instructions: IF uppercase entry contains ".COM" then set G10PURCH = 1
and "keep" and "Show"

Skip Instructions: IF uppercase entry does not contains ".COM" and is not a DK
or RF then goto G10PURCH

ELSEIF Ask_T[17] = 1 then goto PSCATT17

ELSE goto END_POPGRP2

Instrument SAS Name: G10STORE

Destination Data Set: POP2

Field

G10PURCH
BSECT20C.BLP_POPGRP2.G10PURCH

Description: Purchased Online or in person

Form Pane Label: Online

SAS Name: G10PURCH

Tag Name: G10PURCH

Inherited Universe:

Universe: G10STORE = RESPONSE and
(Uppercase entry in G10STORE does not contain ".COM")

Universe Description: Business name is not DK, RF or .COM

Question Text: Was this paid for -

Type: Enumerated

Length: 1

Answer List: Tonline

Value:	Mnemonic:	Description:
1	Online	Online?
2	InPerson	In person?
3	MailTel	By mail or telephone order?
4	Other	Other

- Don't Know
- Refuse
- Empty

- On Input
- On Output

Array:

Special Instructions: Answer list descriptions for options 1-3 should be bold black

Skip Instructions: 1,3,4,DK,RF: IF Ask_T[17] = 1 then goto PSCATT17
ELSE goto END_POPGRP2

2: Goto G10LOC

Instrument SAS Name: G10PURCH

Destination Data Set: POP2

Field

G10LOC
BSECT20C.BLP_POPGRP2.G10LOC

Description: Purchase location - City

Form Pane Label: Location - City

SAS Name: G10LOC

Tag Name: G10LOC

Inherited Universe:

Universe: G10PURCH = 2

Universe Description: Purchased in person

Question Text: In what city is ^G10STORE_Fill located?

Fills: G10STORE_Fill

Instructions: Fill entry from G10STORE

Type: String

Length: 45

Don't Know
 Refuse
 Empty

On Input
 On Output

Array:

Skip Instructions: Goto G10LOCST

Instrument SAS Name: G10LOC

Destination Data Set: POP2

G10LOCST

Field

BSECT20C.BLP_POPGRP2.G10LOCST

Description: Purchase location - State

Form Pane Label: State

SAS Name: G10LOCST

Tag Name: G10LOCST

Inherited Universe:

Universe: G10PURCH = 2

Universe Description:

Help Screen: H_DESTCODE

Question Text: ? [F1]

In what state is ^G10STORE_Fill located?

[Enter the two character state abbreviation](#)

Fills: G10STORE_Fill

Instructions: Fill entry from G10STORE

Type: String

Length: 2

- Don't Know
- Refuse
- Empty

- On Input
- On Output

Array:

Special Instructions: Use answer type TState - STRING[2], display width 4

Skip Instructions: IF entry is not a valid state abbreviation then
goto CK_G10LOCST

ELSEIF Ask_T[17] = 1 then goto PSCATT17

ELSE goto END_POPGRP2

Instrument SAS Name: G10LOCST

Destination Data Set: POP2

CK_G10LOCST

Check

BSECT20C.BLP_POPGRP2.CK_G10LOCST

Description: Not a valid state abbreviation

Inherited Universe:

Universe: (Entry in G10LOCST is not a valid state abbreviation) AND G10LOCST <> DK AND G10LOCST <> RF

Universe Description: State abbreviation entered is not valid

Text: * [Not a valid state abbreviation](#)

Check Instructions:

Type: Hard

Skip Instructions: Go back to G10LOCST

Field

PSCATT17

BSECT20C.BLP_POPGRP2.PSCATT17

Description: Any expenses for ship travel or cruises in the last five years

Form Pane Label: Ship Travel

SAS Name: PSCATT17

Tag Name: PSCATT17

Inherited Universe:

Universe: Ask_T[17] = yes

Universe Description: Ship travel not reported in section 18

Question Text: Now, please think about the last five years, since the first of ^FiveYearsAgo have ^YOU_ANYONE had any expenses for ship travel or passenger cruises?

Fills: FiveYearsAgo

Instructions: IF CUR_MONTHNUM = 01 then fill "December YEAR minus 6 years"
IF CUR_MONTHNUM = 02 then fill "January YEAR minus 5 years"
IF CUR_MONTHNUM = 03 then fill "February YEAR minus 5 years"
ELSEIF CUR_MONTHNUM = 04 then fill "March YEAR minus 5 years"
ELSEIF CUR_MONTHNUM = 05 then fill "April YEAR minus 5 years"
ELSEIF CUR_MONTHNUM = 06 then fill "May YEAR minus 5 years"
ELSEIF CUR_MONTHNUM = 07 then fill "June YEAR minus 5 years"
ELSEIF CUR_MONTHNUM = 08 then fill "July YEAR minus 5 years"
ELSEIF CUR_MONTHNUM = 09 then fill "August YEAR minus 5 years"
ELSEIF CUR_MONTHNUM = 10 then fill "September YEAR minus 5 years"
ELSEIF CUR_MONTHNUM = 11 then fill "October YEAR minus 5 years"
ELSEIF CUR_MONTHNUM = 12 then fill "November YEAR minus 5 years"

Fills: YOU_ANYONE

Instructions: IF NUMHOUSE = 1 then fill "you"
ELSE fill "you or anyone in your household"

Type: Enumerated

Length: 1

Answer List: TYesNo

Value:	Mnemonic:	Description:
1	Yes	Yes
2	No	No

- Don't Know
- Refuse
- Empty

- On Input
- On Output

Array:

Skip Instructions: 1: Goto T17_COST

2,DK,RF: Goto END_POPGRP2

Instrument SAS Name: PSCATT17

Destination Data Set: POP2

Field

T17_COST
BSECT20C.BLP_POPGRP2.T17_COST

Description: Purchase price

Form Pane Label: Cost

SAS Name: T17_COST

Tag Name: T17_COST

Inherited Universe:

Universe: PSCATT17 = 1

Universe Description:

Question Text: In the last FIVE YEARS, how much did ^YOU_YRCU spend on your last expense for ship travel or passenger cruises?

Fills: YOU_YRCU

Instructions: IF NUMHOUSE = 1 then fill "you"
ELSE fill "your household"

Type: Integer

Length: 7

Min: 1

Max: 999999

Don't Know

Refuse

Empty

On Input

On Output

Array:

Special Instructions: Display a \$ and comma in the entry field

Skip Instructions: IF ENTRY gt 2800 then goto ERR1_T17COST

ELSE goto T17STORE

Instrument SAS Name: T17_COST

Destination Data Set: POP2

ERR1_T17COST

Check

BSECT20C.BLP_POPGRP2.ERR1_T17COST

Description: Out of Range Check

Inherited Universe:

Universe: T17_COST gt 2800 AND T17_COST <> DK AND T17_COST <> RF

Universe Description:

Text: * THE VALUE ENTERED IS UNUSUALLY HIGH OR LOW

PLEASE VERIFY AND IF CORRECT, ENTER ITEM LEVEL NOTE

Check Instructions:

Type: Soft

Skip Instructions: Suppress: Goto T17STORE

All others, go back to T17_COST

Field

T17STORE
BSECT20C.BLP_POPGRP2.T17STORE

Description: Where Purchased

Form Pane Label: Cruise Line

SAS Name: T17STORE

Tag Name: T17STORE

Inherited Universe:

Universe: PSCATT17 = 1

Universe Description:

Question Text: What is the name of the cruise line or ship travel company?

Enter store, website, or company name

Type: String

Length: 45

Don't Know

Refuse

Empty

On Input

On Output

Array:

Skip Instructions: RESPONSE: Goto T17DIR

DK,RF: Goto END_POPGRP2

Instrument SAS Name: T17STORE

Destination Data Set: POP2

T17DIR

Field

BSECT20C.BLP_POPGRP2.T17DIR

Description: Reservation made directly or through a third party

Form Pane Label: Third Party?

SAS Name: T17DIR

Tag Name: T17DIR

Inherited Universe:

Universe: T17STORE = RESPONSE

Universe Description: DK or RF was not entered in T17STORE

Question Text: Was the reservation made directly with ^T17STORE_Fill?

Fills: T17STORE_Fill

Instructions: Fill entry from T17STORE

Type: Enumerated

Length: 1

Answer List: TDirectThird

Value:	Mnemonic:	Description:
1	Direct	Direct
2	Third	Third party

Don't Know
 Refuse
 Empty

On Input
 On Output

Array:

Special Instructions: IF (T17DIR = 1, DK or RF) and uppercase entry in T17STORE contains ".COM" then set T14PURCH = 1 and "keep" and "Show"

Skip Instructions: 1,DK,RF: IF uppercase entry in T17STORE contains .COM then
goto END_POPGRP2
ELSE goto T17PURCH

2: Goto T17THRDP

Instrument SAS Name: T17DIR

Destination Data Set: POP2

T17THRDP

Field

BSECT20C.BLP_POPGRP2.T17THRDP

Description: Third party name

Form Pane Label: 3rd Party Name

SAS Name: T17THRDP

Tag Name: T17THRDP

Inherited Universe:

Universe: T17DIR = 2

Universe Description: Reservations made through a third party

Question Text: What is the name of the company you used to make the reservation?

✦ Enter company name

Type: String

Length: 45

Don't Know

Refuse

Empty

On Input

On Output

Array:

Special Instructions: IF uppercase entry contains ".COM" then set T17PURCH = 1
and "keep" and "Show"

Skip Instructions: IF uppercase entry contains ".COM", DK or RF then
goto END_POPGRP2

ELSE goto T17PURCH

Instrument SAS Name: T17THRDP

Destination Data Set: POP2

Field

T17PURCH
BSECT20C.BLP_POPGRP2.T17PURCH

Description: Purchased Online or in person

Form Pane Label: Online

SAS Name: T17PURCH

Tag Name: T17PURCH

Inherited Universe:

Universe: ((T17DIR = 1,DK or RF) AND T17STORE = RESPONSE and
(Uppercase entry in T17STORE does not contain ".COM"))
OR
(T17THRDP = RESPONSE and
(Uppercase entry in T17THRDP does not contain ".COM"))

Universe Description:

Question Text: Was this reservation made -

Type: Enumerated

Length: 1

Answer List: Tonline

Value:	Mnemonic:	Description:
1	Online	Online?
2	InPerson	In person?
3	MailTel	By mail or telephone order?
4	Other	Other

Don't Know

Refuse

Empty

On Input

On Output

Array:

Special Instructions: Answer list descriptions for options 1-3 should be bold black

Skip Instructions: 1,3,4,DK,RF: Goto END_POPGRP2

2: Goto T17LOC

Instrument SAS Name: T17PURCH

Destination Data Set: POP2

Field

T17LOC
BSECT20C.BLP_POPGRP2.T17LOC

Description: Purchase location - City

Form Pane Label: Location - City

SAS Name: T17LOC

Tag Name: T17LOC

Inherited Universe:

Universe: T17PURCH = 2

Universe Description: Purchased in person

Question Text: In what city is ^T17THRDP_Fill located?

Fills: T17THRDP_Fill

Instructions: If T17DIR = 2 then fill entry in T17THRDP
ELSE fill entry in T17STORE

Type: String

Length: 45

Don't Know
 Refuse
 Empty

On Input
 On Output

Array:

Skip Instructions: Goto T17LOCST

Instrument SAS Name: T17LOC

Destination Data Set: POP2

T17LOCST

Field

BSECT20C.BLP_POPGRP2.T17LOCST

Description: Purchase location - State

Form Pane Label: State

SAS Name: T17LOCST

Tag Name: T17LOCST

Inherited Universe:

Universe: T17PURCH = 2

Universe Description:

Help Screen: H_DESTCODE

Question Text: ? [F1]

In what state is ^T17THRDP_Fill located?

[Enter the two character state abbreviation](#)

Fills: T17THRDP_Fill

Instructions: If T17DIR = 2 then fill entry in T17THRDP
ELSE fill entry in T17STORE

Type: String

Length: 2

- Don't Know
- Refuse
- Empty

- On Input
- On Output

Array:

Special Instructions: Use answer type TState - STRING[2], display width 4

Skip Instructions: IF entry is not a valid state abbreviation then
goto CK_T17LOCST

ELSE goto END_POPGRP2

Instrument SAS Name: T17LOCST

Destination Data Set: POP2

CK_T17LOCST

Check

BSECT20C.BLP_POPGRP2.CK_T17LOCST

Description: Not a valid state abbreviation

Inherited Universe:

Universe: (Entry in T17LOCST is not a valid state abbreviation) AND T17LOCST <> DK AND T17LOCST <> RF

Universe Description: State abbreviation entered is not valid

Text: * [Not a valid state abbreviation](#)

Check Instructions:

Type: Hard

Skip Instructions: Go back to T17LOCST

Field

END_POPGRP2
BSECT20C.BLP_POPGRP2.END_POPGRP2

Description: End of Section 20C - Pop Group 2

Form Pane Label:

SAS Name:

Tag Name:

Inherited Universe:

Universe:

Universe Description:

Question Text:

Type: Classification

Length: 0

- Don't Know
- Refuse
- Empty

- On Input
- On Output

Store Instructions: Set complete flag

```
IF Ask_A[21] = no and Ask_A[20] = no and Ask_G[20] = no and
Ask_R[24] = no and Ask_G[19] = no and Ask_H[35] = no and
Ask_H[36] = no and Ask_H[37] = no and Ask_G[09] = no and
Ask_G[10] = no and Ask_T[17] = no THEN
  Set S20C_Complete = 1
```

```
ELSEIF Ask_T[17] = yes THEN:
```

```
  IF (PSCATT17 = 2, DK or RF) or
    (T17STORE = DK or RF) or
    ((T17DIR = 1,DK or RF) and
     T17STORE contains .COM) or
    (T17PURCH = 1,3,4, DK or RF) or
    ((T17DIR = 1,DK,RF) and T17PURCH = 2) or
    (T17DIR = 2 and (T17THRDP contains .COM or is
     DK or RF) or
    (T17DIR = 2 and T17PURCH = 2 and
     (T17LOCST = RESPONSE, DK or RF)) then
    set S20C_Complete = 1
```

```
ELSE set 20C_Compete = 2
END
ELSEIF Ask_G[10] = yes THEN:
  IF (PSCATG10 = 2, DK or RF) or
    (G10STORE contains .COM or is DK or RF) or
    (G10PURCH = 1, 3, 4, DK or RF) or
    (G10LOCST = RESPONSE, DK or RF) then
    Set S20C_Complete = 1
  ELSE set 20C_Compete = 2
  END
ELSEIF Ask_G[09] = yes THEN:
  IF (PSCATG09 = 2, DK or RF) or
    (G09STORE contains .COM or is DK or RF) or
    (G09PURCH = 1, 3, 4, DK or RF) or
    (G09LOCST = RESPONSE, DK or RF) then
    Set S20C_Complete = 1
  ELSE set 20C_Compete = 2
  END
ELSEIF Ask_H[37] = yes THEN
  IF (PSCATH37 = 2, DK or RF) or
    (H37STORE contains .COM or is DK or RF) or
    (H37PURCH = 1, 3, 4, DK or RF) or
    (H37LOCST = RESPONSE, DK or RF) then
    Set S20C_Complete = 1
  ELSE set 20C_Compete = 2
  END
ELSEIF Ask_H[36] = yes THEN:
  IF (PSCATH36 = 2, DK or RF) or
    (H36STORE contains .COM or is DK or RF) or
    (H36PURCH = 1, 3, 4, DK or RF) or
    (H36LOCST = RESPONSE, DK or RF) then
    Set S20C_Complete = 1
  ELSE set 20C_Compete = 2
  END
ELSEIF Ask_H[35] = yes THEN:
  IF (PSCATH35 = 2, DK or RF) or
    (H35STORE contains .COM or is DK or RF) or
    (H35PURCH = 1, 3, 4, DK or RF) or
    (H35LOCST = RESPONSE, DK or RF) then
    Set S20C_Complete = 1
  ELSE set 20C_Compete = 2
  END
ELSEIF Ask_G[19] = yes THEN:
  IF (PSCATG19 = 2, DK or RF) or
    (G19STORE contains .COM or is DK or RF) or
    (G19PURCH = 1, 3, 4, DK or RF) or
    (G19LOCST = RESPONSE, DK or RF) then
```

```
        Set S20C_Complete = 1
    ELSE set 20C_Compete = 2
    END
ELSEIF Ask_R[24] = yes THEN:
    IF (PSCATR24 = 2, DK or RF) or
        (R24STORE contains .COM or is DK or RF) or
        (R24PURCH = 1, 3, 4, DK or RF) or
        (R24LOCST = RESPONSE, DK or RF) then
        Set S20C_Complete = 1
    ELSE set 20C_Compete = 2
    END
ELSEIF Ask_G[20] = yes THEN:
    IF (PSCATG20 = 2, DK or RF) or
        (G20STORE contains .COM or is DK or RF) or
        (G20PURCH = 1, 3, 4, DK or RF) or
        (G20LOCST = RESPONSE, DK or RF) then
        Set S20C_Complete = 1
    ELSE set 20C_Compete = 2
    END
ELSEIF Ask_A[20] = yes THEN:
    IF (PSCATA20 = 2, DK or RF) or
        (A20STORE contains .COM or is DK or RF) or
        (A20PURCH = 1, 3, 4, DK or RF) or
        (A20LOCST = RESPONSE, DK or RF) then
        Set S20C_Complete = 1
    ELSE set 20C_Compete = 2
    END
ELSEIF Ask_A[21] = yes THEN:
    IF (PSCATA21 = 2, DK or RF) or
        (A21STORE contains .COM or is DK or RF) or
        (A21PURCH = 1, 3, 4, DK or RF) or
        (A21LOCST = RESPONSE, DK or RF) then
        Set S20C_Complete = 1
    ELSE set 20C_Compete = 2
    END
END
```

Array:

Skip Instructions: Exit section 20C and goto the next appropriate section

POP3_AskFlags

Field

BSECT20C.POP3_AskFlags

Description: Set PopGrp 3 "Ask" flags

Form Pane Label:

SAS Name:

Tag Name:

Inherited Universe:

Universe:

Universe Description:

Question Text:

Type: Classification

Length: 0

- Don't Know
- Refuse
- Empty

- On Input
- On Output

Store Instructions: Set question eligibility flags

```
IF (RT10.POPGRP = 3 or 03) and SECTCOMP[6] = 1 and  
SECTCOMP[8] = 1 and SECTCOMP[19] = 1 THEN:
```

```
IF BSect19.LP19A_Flag[1] = no then set Ask_H[26] = yes  
ENDIF
```

```
IF BSect8.LP8A_Flag[20] = no then set Ask_H[25] = yes  
ENDIF
```

```
IF BSEC6PT.06.LP6A_Flag[4] = no then set Ask_H[17] = yes  
ENDIF
```

```
IF BSEC6PT.LP6A_Flag[1] = no and  
BSEC6PT.LP6A_Flag[2] = no then set Ask_H[19] = yes  
ENDIF
```

```
IF BSEC6PT.LP6A_Flag[8] = no then set Ask_H[18] = yes
```

ENDIF

IF BSEC6PT.LP6B_Flag[3] = no then set Ask_H[20] = yes
ENDIF

IF BSEC6PT.LP6B_Flag[1] = no and
BSEC6PT.LP6B_Flag[2] = no then set Ask_H[21] = yes
ENDIF

IF BSEC6PT.LP6B_Flag[4] = no and
BSEC6PT.LP6B_Flag[19] = no and
BSEC6PT.LP6B_Flag[20] = no then set Ask_H[22] = yes
ENDIF

IF BSect8.LP8A_Flag[15] = no and
BSect8.LP8A_Flag[16] = no then set Ask_H[23] = yes
ENDIF

IF BSect8.LP8A_Flag[19] = no and
BSect8.LP8A_Flag[21] = no then set Ask_H[24] = yes
ENDIF

ENDIF

Array:

BLP_POPGRP3
BSECT20C.BLP_POPGRP3

Block

Description:

Tab Name:
Fly Over Name:
Universe Type: If

Inherited Universe:

Universe: (RT10.POPGRP = 3 or 03) and SECTCOMP[6] = 1 and
SECTCOMP[8] = 1 and SECTCOMP[19] = 1

Universe Description:

Array:

Block Instructions:

Field

PGRP3_INTRO
BSECT20C.BLP_POPGRP3.PGRP3_INTRO

Description: Introduction

Form Pane Label: Intro

SAS Name:

Tag Name: PGRP3_INTRO

Inherited Universe:

Universe: Ask_H[26] = yes OR Ask_H[25] = yes OR Ask_H[17] = yes OR
Ask_H[19] = yes OR Ask_H[18] = yes OR Ask_H[20] = yes OR
Ask_H[21] = yes OR Ask_H[22] = yes OR Ask_H[23] = yes OR
Ask_H[24] = yes

Universe Description:

Question Text: The next few questions are about expenses made by ^YOU_ANYONE during the last 12 months, that is, as far back as ^TwelveMonthsAgo. We have used the responses that you've already given us to shorten this part of the interview, so I'll only be asking you about expenses that you told me that you did not have in the last three months.

Fills: YOU_ANYONE

Instructions: IF NUMHOUSE = 1 then fill "you"
ELSE fill "you or anyone in your household"

Fills: TwelveMonthsAgo

Instructions: IF CUR_MONTHNUM = 01 then fill "December YEAR minus 2 years"
IF CUR_MONTHNUM = 02 then fill "January YEAR minus 1 year"
IF CUR_MONTHNUM = 03 then fill "February YEAR minus 1 year"
ELSEIF CUR_MONTHNUM = 04 then fill "March YEAR minus 1 year"
ELSEIF CUR_MONTHNUM = 05 then fill "April YEAR minus 1 year"
ELSEIF CUR_MONTHNUM = 06 then fill "May YEAR minus 1 year"
ELSEIF CUR_MONTHNUM = 07 then fill "June YEAR minus 1 year"
ELSEIF CUR_MONTHNUM = 08 then fill "July YEAR minus 1 year"
ELSEIF CUR_MONTHNUM = 09 then fill "August YEAR minus 1 year"
ELSEIF CUR_MONTHNUM = 10 then fill "September YEAR minus 1 year"
ELSEIF CUR_MONTHNUM = 11 then fill "October YEAR minus 1 year"
ELSEIF CUR_MONTHNUM = 12 then fill "November YEAR minus 1 year"

Type: Enumerated

Length: 1

Answer List: TContinue

Value:	Mnemonic:	Description:
1	Continue	Enter 1 to Continue

- Don't Know
- Refuse
- Empty

- On Input
- On Output

Array:

Skip Instructions: IF Ask_H[26] = 1 then goto PSCATH26
ELSEIF Ask_H[25] = 1 then goto PSCATH25
ELSEIF Ask_H[17] = 1 then goto PSCATH17
ELSEIF Ask_H[19] = 1 then goto PSCATH19
ELSEIF Ask_H[18] = 1 then goto PSCATH18
ELSEIF Ask_H[20] = 1 then goto PSCATH20
ELSEIF Ask_H[21] = 1 then goto PSCATH21
ELSEIF Ask_H[22] = 1 then goto PSCATH22
ELSEIF Ask_H[23] = 1 then goto PSCATH23
ELSEIF Ask_H[24] = 1 then goto PSCATH24
ELSE goto END_POPGRP3

Instrument SAS Name: PGRP3_INTRO

Field

PSCATH26

BSECT20C.BLP_POPGRP3.PSCATH26

Description: Purchased any indoor plants or fresh cut flowers in last 6 months

Form Pane Label: Fresh Flowers

SAS Name: PSCATH26

Tag Name: PSCATH26

Inherited Universe:

Universe: Ask_H[26] = yes

Universe Description: Fresh flowers or potted plants was not selected in 19A
(Item = 1)

Question Text: Now, please think about the last six months, since the first of ^SixMonthsAgo have ^YOU_ANYONE purchased any indoor plants or fresh cut flowers?

Fills: SixMonthsAgo

Instructions: IF CUR_MONTHNUM = 01 then fill "July YEAR minus 1 year"
ELSEIF CUR_MONTHNUM = 02 then fill "August YEAR minus 1 year"
ELSEIF CUR_MONTHNUM = 03 then fill "September YEAR minus 1 year"
ELSEIF CUR_MONTHNUM = 04 then fill "October YEAR minus 1 year"
ELSEIF CUR_MONTHNUM = 05 then fill "November YEAR minus 1 year"
ELSEIF CUR_MONTHNUM = 06 then fill "December YEAR minus 1 year"
ELSEIF CUR_MONTHNUM = 07 then fill "January YEAR"
ELSEIF CUR_MONTHNUM = 08 then fill "February YEAR"
ELSEIF CUR_MONTHNUM = 09 then fill "March YEAR"
ELSEIF CUR_MONTHNUM = 10 then fill "April YEAR"
ELSEIF CUR_MONTHNUM = 11 then fill "May YEAR"
ELSEIF CUR_MONTHNUM = 12 then fill "June YEAR"

Fills: YOU_ANYONE

Instructions: IF NUMHOUSE = 1 then fill "you"
ELSE fill "you or anyone in your household"

Type: Enumerated

Length: 1

Answer List: TYesNo

Value:	Mnemonic:	Description:
1	Yes	Yes
2	No	No

Don't Know
 Refuse
 Empty

On Input
 On Output

Array:

Skip Instructions: 1: Goto H26_COST

```
2,DK,RF: IF Ask_H[25] = 1 then goto PSCATH25  
        ELSEIF Ask_H[17] = 1 then goto PSCATH17  
        ELSEIF Ask_H[19] = 1 then goto PSCATH19  
        ELSEIF Ask_H[18] = 1 then goto PSCATH18  
        ELSEIF Ask_H[20] = 1 then goto PSCATH20  
        ELSEIF Ask_H[21] = 1 then goto PSCATH21  
        ELSEIF Ask_H[22] = 1 then goto PSCATH22  
        ELSEIF Ask_H[23] = 1 then goto PSCATH23  
        ELSEIF Ask_H[24] = 1 then goto PSCATH24  
        ELSE goto END_POPGRP3
```

Instrument SAS Name: PSCATH26

Destination Data Set: POP3

Field

H26_COST
BSECT20C.BLP_POPGRP3.H26_COST

Description: Purchase price

Form Pane Label: Cost

SAS Name: H26_COST

Tag Name: H26_COST

Inherited Universe:

Universe: PSCATH26 = 1

Universe Description: HH did purchase indoor plants or fresh cut flowers in the last 6 months

Question Text: In the last **SIX MONTHS**, how much did ^YOU_YRCU spend on your last purchase of indoor plants or fresh cut flowers?

Fills: YOU_YRCU

Instructions: IF NUMHOUSE = 1 then fill "you"
ELSE fill "your household"

Type: Integer

Length: 7

Min: 1

Max: 999999

Don't Know

Refuse

Empty

On Input

On Output

Array:

Special Instructions: Display a \$ and comma in the entry field

Skip Instructions: IF ENTRY lt 5 or gt 300 then goto ERR1_H26COST

ELSE goto H26STORE

Instrument SAS Name: H26_COST

Destination Data Set: POP3

ERR1_H26COST

Check

BSECT20C.BLP_POPGRP3.ERR1_H26COST

Description: Out of Range Check

Inherited Universe:

Universe: (H26_COST lt 5 or H26_COST gt 300) AND H26_COST <> DK AND H26_COST <>
RF

Universe Description:

Text: THE VALUE ENTERED IS UNUSUALLY HIGH OR LOW

PLEASE VERIFY AND IF CORRECT, ENTER ITEM LEVEL NOTE

Check Instructions:

Type: Soft

Skip Instructions: Suppress: Goto H26STORE

All others, go back to H26_COST

Field

H26STORE
BSECT20C.BLP_POPGRP3.H26STORE

Description: Where Purchased

Form Pane Label: Business

SAS Name: H26STORE

Tag Name: H26STORE

Inherited Universe:

Universe: PSCATH26 = 1

Universe Description: HH did purchase indoor plants or fresh cut flowers in the last 6 months

Question Text: What is the name of the business where this was last purchased?

✦ Enter store, website, or company name

Type: String

Length: 45

Don't Know
 Refuse
 Empty

On Input
 On Output

Array:

Special Instructions: IF uppercase entry contains ".COM" then set H26PURCH = 1
and "keep" and "Show"

Skip Instructions: IF Uppercase Entry does not contains ".COM" and is not a DK
or RF then goto H26PURCH

ELSEIF Ask_H[25] = 1 then goto PSCATH25
ELSEIF Ask_H[17] = 1 then goto PSCATH17
ELSEIF Ask_H[19] = 1 then goto PSCATH19
ELSEIF Ask_H[18] = 1 then goto PSCATH18
ELSEIF Ask_H[20] = 1 then goto PSCATH20
ELSEIF Ask_H[21] = 1 then goto PSCATH21
ELSEIF Ask_H[22] = 1 then goto PSCATH22
ELSEIF Ask_H[23] = 1 then goto PSCATH23
ELSEIF Ask_H[24] = 1 then goto PSCATH24

ELSE goto END_POPGRP3

Instrument SAS Name: H26STORE

Destination Data Set: POP3

Field

H26PURCH
BSECT20C.BLP_POPGRP3.H26PURCH

Description: Purchased Online or in person

Form Pane Label: Online

SAS Name: H26PURCH

Tag Name: H26PURCH

Inherited Universe:

Universe: H26STORE = RESPONSE and
(Uppercase entry in H26STORE does not contain ".COM")

Universe Description: Business name is not DK, RF or .COM

Question Text: Was this paid for -

Type: Enumerated

Length: 1

Answer List: Tonline

Value:	Mnemonic:	Description:
1	Online	Online?
2	InPerson	In person?
3	MailTel	By mail or telephone order?
4	Other	Other

- Don't Know
- Refuse
- Empty

- On Input
- On Output

Array:

Special Instructions: Answer list descriptions for options 1-3 should be bold black

Skip Instructions: 1,3,4,DK,RF: IF Ask_H[25] = 1 then goto PSCATH25
ELSEIF Ask_H[17] = 1 then goto PSCATH17
ELSEIF Ask_H[19] = 1 then goto PSCATH19
ELSEIF Ask_H[18] = 1 then goto PSCATH18
ELSEIF Ask_H[20] = 1 then goto PSCATH20

```
ELSEIF Ask_H[21] = 1 then goto PSCATH21  
ELSEIF Ask_H[22] = 1 then goto PSCATH22  
ELSEIF Ask_H[23] = 1 then goto PSCATH23  
ELSEIF Ask_H[24] = 1 then goto PSCATH24  
ELSE goto END_POPGRP3
```

2: Goto H26LOC

Instrument SAS Name: H26PURCH

Destination Data Set: POP3

Field

H26LOC
BSECT20C.BLP_POPGRP3.H26LOC

Description: Purchase location - City

Form Pane Label: Location - City

SAS Name: H26LOC

Tag Name: H26LOC

Inherited Universe:

Universe: H26PURCH = 2

Universe Description: Paid for in person

Question Text: In what city is ^H26STORE_Fill located?

Fills: H26STORE_Fill

Instructions: Fill entry in H26STORE

Type: String

Length: 45

Don't Know
 Refuse
 Empty

On Input
 On Output

Array:

Skip Instructions: Goto H26LOCST

Instrument SAS Name: H26LOC

Destination Data Set: POP3

H26LOCST

Field

BSECT20C.BLP_POPGRP3.H26LOCST

Description: Purchase location - State

Form Pane Label: State

SAS Name: H26LOCST

Tag Name: H26LOCST

Inherited Universe:

Universe: H26PURCH = 2

Universe Description: Paid for in person

Help Screen: H_DESTCODE

Question Text: ? [F1]

In what state is ^H26STORE_Fill located?

[Enter the two character state abbreviation](#)

Fills: H26STORE_Fill

Instructions: Fill entry in H26STORE

Type: String

Length: 2

- Don't Know
- Refuse
- Empty

- On Input
- On Output

Array:

Special Instructions: Use answer type TState - STRING[2], display width 4

Skip Instructions: IF entry is not a valid state abbreviation then
goto CK_H26LOCST

```
ELSEIF Ask_H[25] = 1 then goto PSCATH25
ELSEIF Ask_H[17] = 1 then goto PSCATH17
ELSEIF Ask_H[19] = 1 then goto PSCATH19
ELSEIF Ask_H[18] = 1 then goto PSCATH18
```

```
ELSEIF Ask_H[20] = 1 then goto PSCATH20  
ELSEIF Ask_H[21] = 1 then goto PSCATH21  
ELSEIF Ask_H[22] = 1 then goto PSCATH22  
ELSEIF Ask_H[23] = 1 then goto PSCATH23  
ELSEIF Ask_H[24] = 1 then goto PSCATH24  
ELSE goto END_POPGRP3
```

Instrument SAS Name: H26LOCST

Destination Data Set: POP3

CK_H26LOCST

Check

BSECT20C.BLP_POPGRP3.CK_H26LOCST

Description: Not a valid state abbreviation

Inherited Universe:

Universe: (Entry in H26LOCST is not a valid state abbreviation) AND H26LOCST <> DK AND H26LOCST <> RF

Universe Description: State abbreviation entered is not valid

Text: * [Not a valid state abbreviation](#)

Check Instructions:

Type: Hard

Skip Instructions: Go back to H26LOCST

Field

PSCATH25

BSECT20C.BLP_POPGRP3.PSCATH25

Description: Purchased any non-electric kitchen utensils, cookingware, or bakeware in last 6 months

Form Pane Label: Cookware

SAS Name: PSCATH25

Tag Name: PSCATH25

Inherited Universe:

Universe: Ask_H[25] = yes

Universe Description: Non-electric cookware was not selected in 8A (Item = 20)

Question Text: ^PSCATH25Intro_Fill have ^YOU_ANYONE purchased any non-electric kitchen utensils, cookingware, or bakeware?

Fills: PSCATH25Intro_Fill

Instructions: If PSCATH26 = EMPTY then fill "Now, please think about the last six months, since the first of ^SixMonthsAgo"
ELSE fill "In the last SIX MONTHS,"

Fills: SixMonthsAgo

Instructions: IF CUR_MONTHNUM = 01 then fill "July YEAR minus 1 year"
ELSEIF CUR_MONTHNUM = 02 then fill "August YEAR minus 1 year"
ELSEIF CUR_MONTHNUM = 03 then fill "September YEAR minus 1 year"
ELSEIF CUR_MONTHNUM = 04 then fill "October YEAR minus 1 year"
ELSEIF CUR_MONTHNUM = 05 then fill "November YEAR minus 1 year"
ELSEIF CUR_MONTHNUM = 06 then fill "December YEAR minus 1 year"
ELSEIF CUR_MONTHNUM = 07 then fill "January YEAR"
ELSEIF CUR_MONTHNUM = 08 then fill "February YEAR"
ELSEIF CUR_MONTHNUM = 09 then fill "March YEAR"
ELSEIF CUR_MONTHNUM = 10 then fill "April YEAR"
ELSEIF CUR_MONTHNUM = 11 then fill "May YEAR"
ELSEIF CUR_MONTHNUM = 12 then fill "June YEAR"

Fills: YOU_ANYONE

Instructions: IF NUMHOUSE = 1 then fill "you"
ELSE fill "you or anyone in your household"

Type: Enumerated

Length: 1

Answer List: TYesNo

Value:	Mnemonic:	Description:
1	Yes	Yes
2	No	No

- Don't Know
- Refuse
- Empty

- On Input
- On Output

Array:

Skip Instructions: 1: Goto H25_COST

```
2,DK,RF: IF Ask_H[17] = 1 then goto PSCATH17
          ELSEIF Ask_H[19] = 1 then goto PSCATH19
          ELSEIF Ask_H[18] = 1 then goto PSCATH18
          ELSEIF Ask_H[20] = 1 then goto PSCATH20
          ELSEIF Ask_H[21] = 1 then goto PSCATH21
          ELSEIF Ask_H[22] = 1 then goto PSCATH22
          ELSEIF Ask_H[23] = 1 then goto PSCATH23
          ELSEIF Ask_H[24] = 1 then goto PSCATH24
          ELSE goto END_POPGRP3
```

Instrument SAS Name: PSCATH25

Destination Data Set: POP3

Field

H25_COST
BSECT20C.BLP_POPGRP3.H25_COST

Description: Purchase price

Form Pane Label: Cost

SAS Name: H25_COST

Tag Name: H25_COST

Inherited Universe:

Universe: PSCATH25 = 1

Universe Description: HH did purchase non-electric cookware in the last 6 months

Question Text: In the last **SIX MONTHS**, how much did ^YOU_YRCU spend on your last purchase of non-electric kitchen utensils, cookingware, or bakeware?

Fills: YOU_YRCU

Instructions: IF NUMHOUSE = 1 then fill "you"
ELSE fill "your household"

Type: Integer

Length: 7

Min: 1

Max: 999999

Don't Know

Refuse

Empty

On Input

On Output

Array:

Special Instructions: Display a \$ and comma in the entry field

Skip Instructions: IF ENTRY lt 5 or gt 300 then goto ERR1_H25COST

ELSE goto H25STORE

Instrument SAS Name: H25_COST

Destination Data Set: POP3

ERR1_H25COST

Check

BSECT20C.BLP_POPGRP3.ERR1_H25COST

Description: Out of Range Check

Inherited Universe:

Universe: (H25_COST lt 5 or H25_COST gt 300) AND H25_COST <> DK AND H25_COST <>
RF

Universe Description:

Text: THE VALUE ENTERED IS UNUSUALLY HIGH OR LOW

PLEASE VERIFY AND IF CORRECT, ENTER ITEM LEVEL NOTE

Check Instructions:

Type: Soft

Skip Instructions: Suppress: Goto H25STORE

All others, go back to H25_COST

Field

H25STORE

BSECT20C.BLP_POPGRP3.H25STORE

Description: Where Purchased

Form Pane Label: Business

SAS Name: H25STORE

Tag Name: H25STORE

Inherited Universe:

Universe: PSCATH25 = 1

Universe Description:

Question Text: What is the name of the business where this was last purchased?

✦ Enter store, website, or company name

Type: String

Length: 45

Don't Know

Refuse

Empty

On Input

On Output

Array:

Special Instructions: IF uppercase entry contains ".COM" then set H25PURCH = 1
and "keep" and "Show"

Skip Instructions: IF Uppercase Entry does not contains ".COM" and is not a DK
or RF then goto H25PURCH

```
ELSEIF Ask_H[17] = 1 then goto PSCATH17  
ELSEIF Ask_H[19] = 1 then goto PSCATH19  
ELSEIF Ask_H[18] = 1 then goto PSCATH18  
ELSEIF Ask_H[20] = 1 then goto PSCATH20  
ELSEIF Ask_H[21] = 1 then goto PSCATH21  
ELSEIF Ask_H[22] = 1 then goto PSCATH22  
ELSEIF Ask_H[23] = 1 then goto PSCATH23  
ELSEIF Ask_H[24] = 1 then goto PSCATH24  
ELSE goto END_POPGRP3
```

Instrument SAS Name: H25STORE

Destination Data Set: POP3

Field

H25PURCH

BSECT20C.BLP_POPGRP3.H25PURCH

Description: Purchased Online or in person

Form Pane Label: Online

SAS Name: H25PURCH

Tag Name: H25PURCH

Inherited Universe:

Universe: H25STORE = RESPONSE and
(Uppercase entry in H25STORE does not contain ".COM")

Universe Description: Business name is not DK, RF or .COM

Question Text: Was this paid for -

Type: Enumerated

Length: 1

Answer List: Tonline

Value:	Mnemonic:	Description:
1	Online	Online?
2	InPerson	In person?
3	MailTel	By mail or telephone order?
4	Other	Other

- Don't Know
- Refuse
- Empty

- On Input
- On Output

Array:

Special Instructions: Answer list descriptions for options 1-3 should be bold black

Skip Instructions: 1,3,4,DK,RF: IF Ask_H[17] = 1 then goto PSCATH17
ELSEIF Ask_H[19] = 1 then goto PSCATH19
ELSEIF Ask_H[18] = 1 then goto PSCATH18
ELSEIF Ask_H[20] = 1 then goto PSCATH20
ELSEIF Ask_H[21] = 1 then goto PSCATH21

```
ELSEIF Ask_H[22] = 1 then goto PSCATH22  
ELSEIF Ask_H[23] = 1 then goto PSCATH23  
ELSEIF Ask_H[24] = 1 then goto PSCATH24  
ELSE goto END_POPGRP3
```

2: Goto H25LOC

Instrument SAS Name: H25PURCH

Destination Data Set: POP3

Field

H25LOC
BSECT20C.BLP_POPGRP3.H25LOC

Description: Purchase location - City

Form Pane Label: Location - City

SAS Name: H25LOC

Tag Name: H25LOC

Inherited Universe:

Universe: H25PURCH = 2

Universe Description: Paid for in person

Question Text: In what city is ^H25STORE_Fill located?

Fills: H25STORE_Fill

Instructions: Fill entry in H25STORE

Type: String

Length: 45

Don't Know
 Refuse
 Empty

On Input
 On Output

Array:

Skip Instructions: Goto H25LOCST

Instrument SAS Name: H25LOC

Destination Data Set: POP3

H25LOCST

Field

BSECT20C.BLP_POPGRP3.H25LOCST

Description: Purchase location - State

Form Pane Label: State

SAS Name: H25LOCST

Tag Name: H25LOCST

Inherited Universe:

Universe: H25PURCH = 2

Universe Description: Paid for in person

Help Screen: H_DESTCODE

Question Text: ? [F1]

In what state is ^H25STORE_Fill located?

[Enter the two character state abbreviation](#)

Fills: H25STORE_Fill

Instructions: Fill entry in H25STORE

Type: String

Length: 2

- Don't Know
- Refuse
- Empty

- On Input
- On Output

Array:

Special Instructions: Use answer type TState - STRING[2], display width 4

Skip Instructions: IF entry is not a valid state abbreviation then
goto CK_H25LOCST

```
ELSEIF Ask_H[17] = 1 then goto PSCATH17  
ELSEIF Ask_H[19] = 1 then goto PSCATH19  
ELSEIF Ask_H[18] = 1 then goto PSCATH18  
ELSEIF Ask_H[20] = 1 then goto PSCATH20
```

```
ELSEIF Ask_H[21] = 1 then goto PSCATH21  
ELSEIF Ask_H[22] = 1 then goto PSCATH22  
ELSEIF Ask_H[23] = 1 then goto PSCATH23  
ELSEIF Ask_H[24] = 1 then goto PSCATH24  
ELSE goto END_POPGRP3
```

Instrument SAS Name: H25LOCST

Destination Data Set: POP3

CK_H25LOCST

Check

BSECT20C.BLP_POPGRP3.CK_H25LOCST

Description: Not a valid state abbreviation

Inherited Universe:

Universe: (Entry in H25LOCST is not a valid state abbreviation) AND H25LOCST <> DK AND H25LOCST <> RF

Universe Description: State abbreviation entered is not valid

Text: * [Not a valid state abbreviation](#)

Check Instructions:

Type: Hard

Skip Instructions: Go back to H25LOCST

Field

PSCATH17

BSECT20C.BLP_POPGRP3.PSCATH17

Description: Purchased any refrigerators or home freezers in the last 12 months

Form Pane Label: Refrigerators

SAS Name: PSCATH17

Tag Name: PSCATH17

Inherited Universe:

Universe: Ask_H[17] = yes

Universe Description: Refrigerators or home freezers was not reported in section 6A
(Item = 4)

Question Text: Now, please think about the last 12 months, since the first of
^TwelveMonthsAgo have ^YOU_ANYONE purchased any refrigerators or home
freezers?

Fills: TwelveMonthsAgo

Instructions: IF CUR_MONTHNUM = 01 then fill "December YEAR minus 2 years"
IF CUR_MONTHNUM = 02 then fill "January YEAR minus 1 year"
IF CUR_MONTHNUM = 03 then fill "February YEAR minus 1 year"
ELSEIF CUR_MONTHNUM = 04 then fill "March YEAR minus 1 year"
ELSEIF CUR_MONTHNUM = 05 then fill "April YEAR minus 1 year"
ELSEIF CUR_MONTHNUM = 06 then fill "May YEAR minus 1 year"
ELSEIF CUR_MONTHNUM = 07 then fill "June YEAR minus 1 year"
ELSEIF CUR_MONTHNUM = 08 then fill "July YEAR minus 1 year"
ELSEIF CUR_MONTHNUM = 09 then fill "August YEAR minus 1 year"
ELSEIF CUR_MONTHNUM = 10 then fill "September YEAR minus 1 year"
ELSEIF CUR_MONTHNUM = 11 then fill "October YEAR minus 1 year"
ELSEIF CUR_MONTHNUM = 12 then fill "November YEAR minus 1 year"

Fills: YOU_ANYONE

Instructions: IF NUMHOUSE = 1 then fill "you"
ELSE fill "you or anyone in your household"

Type: Enumerated

Length: 1

Answer List: TYesNo

Value:	Mnemonic:	Description:
1	Yes	Yes

2	No	No
---	----	----

- Don't Know
- Refuse
- Empty

- On Input
- On Output

Array:

Skip Instructions: 1: Goto H17_COST

```
2,DK,RF: IF Ask_H[19] = 1 then goto PSCATH19
          ELSEIF Ask_H[18] = 1 then goto PSCATH18
          ELSEIF Ask_H[20] = 1 then goto PSCATH20
          ELSEIF Ask_H[21] = 1 then goto PSCATH21
          ELSEIF Ask_H[22] = 1 then goto PSCATH22
          ELSEIF Ask_H[23] = 1 then goto PSCATH23
          ELSEIF Ask_H[24] = 1 then goto PSCATH24
          ELSE goto END_POPGRP3
```

Instrument SAS Name: PSCATH17

Destination Data Set: POP3

Field

H17_COST
BSECT20C.BLP_POPGRP3.H17_COST

Description: Purchase price

Form Pane Label: Cost

SAS Name: H17_COST

Tag Name: H17_COST

Inherited Universe:

Universe: PSCATH17 = 1

Universe Description: HH did purchase refrigerators or home freezers in the last 12 months

Question Text: In the last 12 MONTHS, how much did ^YOU_YRCU spend on your last purchase of refrigerators or home freezers?

Fills: YOU_YRCU

Instructions: IF NUMHOUSE = 1 then fill "you"
ELSE fill "your household"

Type: Integer

Length: 7

Min: 1

Max: 999999

Don't Know

Refuse

Empty

On Input

On Output

Array:

Special Instructions: Display a \$ and comma in the entry field

Skip Instructions: IF ENTRY lt 40 or gt 1825 then goto ERR1_H17COST

ELSE goto H17STORE

Instrument SAS Name: H17_COST

Destination Data Set: POP3

ERR1_H17COST

Check

BSECT20C.BLP_POPGRP3.ERR1_H17COST

Description: Out of Range Check

Inherited Universe:

Universe: (H17_COST lt 40 or H17_COST gt 1825) AND H17_COST <> DK AND H17_COST <> RF

Universe Description:

Text: THE VALUE ENTERED IS UNUSUALLY HIGH OR LOW

PLEASE VERIFY AND IF CORRECT, ENTER ITEM LEVEL NOTE

Check Instructions:

Type: Soft

Skip Instructions: Suppress: Goto H17STORE

All others, go back to H17_COST

Field

H17STORE
BSECT20C.BLP_POPGRP3.H17STORE

Description: Where Purchased

Form Pane Label: Business

SAS Name: H17STORE

Tag Name: H17STORE

Inherited Universe:

Universe: PSCATH17 = 1

Universe Description: HH did purchase refrigerators or home freezers in the last 12 months

Question Text: What is the name of the business where this was last purchased?

✦ Enter store, website, or company name

Type: String

Length: 45

Don't Know
 Refuse
 Empty

On Input
 On Output

Array:

Special Instructions: IF uppercase entry contains ".COM" then set H17PURCH = 1
and "keep" and "Show"

Skip Instructions: IF Uppercase Entry does not contains ".COM" and is not a DK
or RF then goto H17PURCH

```
ELSEIF Ask_H[19] = 1 then goto PSCATH19  
ELSEIF Ask_H[18] = 1 then goto PSCATH18  
ELSEIF Ask_H[20] = 1 then goto PSCATH20  
ELSEIF Ask_H[21] = 1 then goto PSCATH21  
ELSEIF Ask_H[22] = 1 then goto PSCATH22  
ELSEIF Ask_H[23] = 1 then goto PSCATH23  
ELSEIF Ask_H[24] = 1 then goto PSCATH24  
ELSE goto END_POPGRP3
```

Instrument SAS Name: H17STORE

Destination Data Set: POP3

Field

H17PURCH
BSECT20C.BLP_POPGRP3.H17PURCH

Description: Purchased Online or in person

Form Pane Label: Online

SAS Name: H17PURCH

Tag Name: H17PURCH

Inherited Universe:

Universe: H17STORE = RESPONSE and
(Uppercase entry in H17STORE does not contain ".COM")

Universe Description: Business name is not DK, RF or .COM

Question Text: Was this paid for -

Type: Enumerated

Length: 1

Answer List: Tonline

Value:	Mnemonic:	Description:
1	Online	Online?
2	InPerson	In person?
3	MailTel	By mail or telephone order?
4	Other	Other

- Don't Know
- Refuse
- Empty

- On Input
- On Output

Array:

Special Instructions: Answer list descriptions for options 1-3 should be bold black

Skip Instructions: 1,3,4,DK,RF: IF Ask_H[19] = 1 then goto PSCATH19
ELSEIF Ask_H[18] = 1 then goto PSCATH18
ELSEIF Ask_H[20] = 1 then goto PSCATH20
ELSEIF Ask_H[21] = 1 then goto PSCATH21
ELSEIF Ask_H[22] = 1 then goto PSCATH22

```
ELSEIF Ask_H[23] = 1 then goto PSCATH23  
ELSEIF Ask_H[24] = 1 then goto PSCATH24  
ELSE goto END_POPGRP3
```

2: Goto H17LOC

Instrument SAS Name: H17PURCH

Destination Data Set: POP3

Field

H17LOC
BSECT20C.BLP_POPGRP3.H17LOC

Description: Purchase location - City

Form Pane Label: Location - City

SAS Name: H17LOC

Tag Name: H17LOC

Inherited Universe:

Universe: H17PURCH = 2

Universe Description: Paid for in person

Question Text: In what city is ^H17STORE_Fill located?

Fills: H17STORE_Fill

Instructions: Fill entry in H17STORE

Type: String

Length: 45

Don't Know
 Refuse
 Empty

On Input
 On Output

Array:

Skip Instructions: Goto H17LOCST

Instrument SAS Name: H17LOC

Destination Data Set: POP3

H17LOCST

Field

BSECT20C.BLP_POPGRP3.H17LOCST

Description: Purchase location - State

Form Pane Label: State

SAS Name: H17LOCST

Tag Name: H17LOCST

Inherited Universe:

Universe: H17PURCH = 2

Universe Description: Paid for in person

Help Screen: H_DESTCODE

Question Text: ? [F1]

In what state is ^H17STORE_Fill located?

[Enter the two character state abbreviation](#)

Fills: H17STORE_Fill

Instructions: Fill entry in H17STORE

Type: String

Length: 2

- Don't Know
- Refuse
- Empty

- On Input
- On Output

Array:

Special Instructions: Use answer type TState - STRING[2], display width 4

Skip Instructions: IF entry is not a valid state abbreviation then
goto CK_H17LOCST

```
ELSEIF Ask_H[19] = 1 then goto PSCATH19
ELSEIF Ask_H[18] = 1 then goto PSCATH18
ELSEIF Ask_H[20] = 1 then goto PSCATH20
ELSEIF Ask_H[21] = 1 then goto PSCATH21
```

```
ELSEIF Ask_H[22] = 1 then goto PSCATH22  
ELSEIF Ask_H[23] = 1 then goto PSCATH23  
ELSEIF Ask_H[24] = 1 then goto PSCATH24  
ELSE goto END_POPGRP3
```

Instrument SAS Name: H17LOCST

Destination Data Set: POP3

CK_H17LOCST

Check

BSECT20C.BLP_POPGRP3.CK_H17LOCST

Description: Not a valid state abbreviation

Inherited Universe:

Universe: (Entry in H17LOCST is not a valid state abbreviation) AND H17LOCST <> DK AND H17LOCST <> RF

Universe Description: State abbreviation entered is not valid

Text: * [Not a valid state abbreviation](#)

Check Instructions:

Type: Hard

Skip Instructions: Go back to H17LOCST

Field

PSCATH19

BSECT20C.BLP_POPGRP3.PSCATH19

Description: Purchased any stoves, ovens, or microwave ovens in the last 12 months

Form Pane Label: Ovens

SAS Name: PSCATH19

Tag Name: PSCATH19

Inherited Universe:

Universe: Ask_H[19] = yes

Universe Description: Microwave ovens or cooking stove was not reported in section 6A (Item = 1 or 2)

Question Text: ^PSCATH19Intro_Fill have ^YOU_ANYONE purchased any stoves, ovens, or microwave ovens?

Fills: PSCATH19Intro_Fill

Instructions: If PSCATH17 = EMPTY then fill "Now, please think about the last 12 months, since the first of ^TwelveMonthsAgo"
ELSE fill "In the last 12 MONTHS,"

Fills: TwelveMonthsAgo

Instructions: IF CUR_MONTHNUM = 01 then fill "December YEAR minus 2 years"
IF CUR_MONTHNUM = 02 then fill "January YEAR minus 1 year"
IF CUR_MONTHNUM = 03 then fill "February YEAR minus 1 year"
ELSEIF CUR_MONTHNUM = 04 then fill "March YEAR minus 1 year"
ELSEIF CUR_MONTHNUM = 05 then fill "April YEAR minus 1 year"
ELSEIF CUR_MONTHNUM = 06 then fill "May YEAR minus 1 year"
ELSEIF CUR_MONTHNUM = 07 then fill "June YEAR minus 1 year"
ELSEIF CUR_MONTHNUM = 08 then fill "July YEAR minus 1 year"
ELSEIF CUR_MONTHNUM = 09 then fill "August YEAR minus 1 year"
ELSEIF CUR_MONTHNUM = 10 then fill "September YEAR minus 1 year"
ELSEIF CUR_MONTHNUM = 11 then fill "October YEAR minus 1 year"
ELSEIF CUR_MONTHNUM = 12 then fill "November YEAR minus 1 year"

Fills: YOU_ANYONE

Instructions: IF NUMHOUSE = 1 then fill "you"
ELSE fill "you or anyone in your household"

Type: Enumerated

Length: 1

Answer List: TYesNo

Value:	Mnemonic:	Description:
1	Yes	Yes
2	No	No

- Don't Know
- Refuse
- Empty

- On Input
- On Output

Array:

Skip Instructions: 1: Goto H19_COST

```
2,DK,RF: IF Ask_H[18] = 1 then goto PSCATH18
          ELSEIF Ask_H[20] = 1 then goto PSCATH20
          ELSEIF Ask_H[21] = 1 then goto PSCATH21
          ELSEIF Ask_H[22] = 1 then goto PSCATH22
          ELSEIF Ask_H[23] = 1 then goto PSCATH23
          ELSEIF Ask_H[24] = 1 then goto PSCATH24
          ELSE goto END_POPGRP3
```

Instrument SAS Name: PSCATH19

Destination Data Set: POP3

Field

H19_COST
BSECT20C.BLP_POPGRP3.H19_COST

Description: Purchase price

Form Pane Label: Cost

SAS Name: H19_COST

Tag Name: H19_COST

Inherited Universe:

Universe: PSCATH19 = 1

Universe Description: HH did purchase stoves, ovens, or microwave ovens in the last 12 months

Question Text: In the last 12 MONTHS, how much did ^YOU_YRCU spend on your last purchase of stoves, ovens, or microwave ovens?

Fills: YOU_YRCU

Instructions: IF NUMHOUSE = 1 then fill "you"
ELSE fill "your household"

Type: Integer

Length: 7

Min: 1

Max: 999999

Don't Know

Refuse

Empty

On Input

On Output

Array:

Special Instructions: Display a \$ and comma in the entry field

Skip Instructions: IF ENTRY lt 20 or gt 1915 then goto ERR1_H19COST

ELSE goto H19STORE

Instrument SAS Name: H19_COST

Destination Data Set: POP3

ERR1_H19COST

Check

BSECT20C.BLP_POPGRP3.ERR1_H19COST

Description:

Inherited Universe:

Universe: (H19_COST lt 20 or H19_COST gt 1915) AND H19_COST <> DK AND H19_COST <> RF

Universe Description:

Text: THE VALUE ENTERED IS UNUSUALLY HIGH OR LOW

PLEASE VERIFY AND IF CORRECT, ENTER ITEM LEVEL NOTE

Check Instructions:

Type: Soft

Skip Instructions: Suppress: Goto H19STORE

All others, go back to H19_COST

Field

H19STORE

BSECT20C.BLP_POPGRP3.H19STORE

Description: Where Purchased

Form Pane Label: Business

SAS Name: H19STORE

Tag Name: H19STORE

Inherited Universe:

Universe: PSCATH19 = 1

Universe Description: HH did purchase stoves, ovens, or microwave ovens in the last 12 months

Question Text: What is the name of the business where this was last purchased?

✦ Enter store, website, or company name

Type: String

Length: 45

Don't Know

Refuse

Empty

On Input

On Output

Array:

Special Instructions: IF uppercase entry contains ".COM" then set H19PURCH = 1
and "keep" and "Show"

Skip Instructions: IF Uppercase Entry does not contains ".COM" and is not a DK
or RF then goto H19PURCH

ELSEIF Ask_H[18] = 1 then goto PSCATH18

ELSEIF Ask_H[20] = 1 then goto PSCATH20

ELSEIF Ask_H[21] = 1 then goto PSCATH21

ELSEIF Ask_H[22] = 1 then goto PSCATH22

ELSEIF Ask_H[23] = 1 then goto PSCATH23

ELSEIF Ask_H[24] = 1 then goto PSCATH24

ELSE goto END_POPGRP3

Instrument SAS Name: H19STORE

Destination Data Set: POP3

Field

H19PURCH
BSECT20C.BLP_POPGRP3.H19PURCH

Description: Purchased Online or in person

Form Pane Label: Online

SAS Name: H19PURCH

Tag Name: H19PURCH

Inherited Universe:

Universe: H19STORE = RESPONSE and
(Uppercase entry in H19STORE does not contain ".COM")

Universe Description: Business name is not DK, RF or .COM

Question Text: Was this paid for -

Type: Enumerated

Length: 1

Answer List: Tonline

Value:	Mnemonic:	Description:
1	Online	Online?
2	InPerson	In person?
3	MailTel	By mail or telephone order?
4	Other	Other

- Don't Know
- Refuse
- Empty

- On Input
- On Output

Array:

Special Instructions: Answer list descriptions for options 1-3 should be bold black

Skip Instructions: 1,3,4,DK,RF: IF Ask_H[18] = 1 then goto PSCATH18
ELSEIF Ask_H[20] = 1 then goto PSCATH20
ELSEIF Ask_H[21] = 1 then goto PSCATH21
ELSEIF Ask_H[22] = 1 then goto PSCATH22
ELSEIF Ask_H[23] = 1 then goto PSCATH23

ELSEIF Ask_H[24] = 1 then goto PSCATH24
ELSE goto END_POPGRP3

2: Goto H19LOC

Instrument SAS Name: H19PURCH

Destination Data Set: POP3

Field

H19LOC
BSECT20C.BLP_POPGRP3.H19LOC

Description: Purchase location - City

Form Pane Label: Location - City

SAS Name: H19LOC

Tag Name: H19LOC

Inherited Universe:

Universe: H19PURCH = 2

Universe Description: Paid for in person

Question Text: In what city is ^H19STORE_Fill located?

Fills: H19STORE_Fill

Instructions: Fill entry in H19STORE

Type: String

Length: 45

Don't Know
 Refuse
 Empty

On Input
 On Output

Array:

Skip Instructions: Goto H19LOCST

Instrument SAS Name: H19LOC

Destination Data Set: POP3

H19LOCST

Field

BSECT20C.BLP_POPGRP3.H19LOCST

Description: Purchase location - State

Form Pane Label: State

SAS Name: H19LOCST

Tag Name: H19LOCST

Inherited Universe:

Universe: H19PURCH = 2

Universe Description: Paid for in person

Help Screen: H_DESTCODE

Question Text: ? [F1]

In what state is ^H19STORE_Fill located?

[Enter the two character state abbreviation](#)

Fills: H19STORE_Fill

Instructions: Fill entry in H19STORE

Type: String

Length: 2

- Don't Know
- Refuse
- Empty

- On Input
- On Output

Array:

Special Instructions: Use answer type TState - STRING[2], display width 4

Skip Instructions: IF entry is not a valid state abbreviation then
goto CK_H19LOCST

```
ELSEIF Ask_H[18] = 1 then goto PSCATH18  
ELSEIF Ask_H[20] = 1 then goto PSCATH20  
ELSEIF Ask_H[21] = 1 then goto PSCATH21  
ELSEIF Ask_H[22] = 1 then goto PSCATH22
```

```
ELSEIF Ask_H[23] = 1 then goto PSCATH23  
ELSEIF Ask_H[24] = 1 then goto PSCATH24  
ELSE goto END_POPGRP3
```

Instrument SAS Name: H19LOCST

Destination Data Set: POP3

CK_H19LOCST

Check

BSECT20C.BLP_POPGRP3.CK_H19LOCST

Description: Not a valid state abbreviation

Inherited Universe:

Universe: (Entry in H19LOCST is not a valid state abbreviation) AND H19LOCST <> DK AND H19LOCST <> RF

Universe Description: State abbreviation entered is not valid

Text: * [Not a valid state abbreviation](#)

Check Instructions:

Type: Hard

Skip Instructions: Go back to H19LOCST

Field

PSCATH18
BSECT20C.BLP_POPGRP3.PSCATH18

Description: Purchased any washers or dryers in the last 12 months

Form Pane Label: Washer or Dryer

SAS Name: PSCATH18

Tag Name: PSCATH18

Inherited Universe:

Universe: Ask_H[18] = yes

Universe Description: Clothes washer or dryer was not reported in section 6A
(Item = 8)

Question Text: ^PSCATH18Intro_Fill have ^YOU_ANYONE purchased any washers or dryers?

Fills: YOU_ANYONE

Instructions: IF NUMHOUSE = 1 then fill "you"
ELSE fill "you or anyone in your household"

Fills: PSCATH18Intro_Fill

Instructions: If PSCATH17 = EMPTY AND PSCATH19 = EMPTY then fill "Now, please think
about the last 12 months, since the first of ^TwelveMonthsAgo"
ELSE fill "In the last 12 MONTHS,"

Fills: TwelveMonthsAgo

Instructions: IF CUR_MONTHNUM = 01 then fill "December YEAR minus 2 years"
IF CUR_MONTHNUM = 02 then fill "January YEAR minus 1 year"
IF CUR_MONTHNUM = 03 then fill "February YEAR minus 1 year"
ELSEIF CUR_MONTHNUM = 04 then fill "March YEAR minus 1 year"
ELSEIF CUR_MONTHNUM = 05 then fill "April YEAR minus 1 year"
ELSEIF CUR_MONTHNUM = 06 then fill "May YEAR minus 1 year"
ELSEIF CUR_MONTHNUM = 07 then fill "June YEAR minus 1 year"
ELSEIF CUR_MONTHNUM = 08 then fill "July YEAR minus 1 year"
ELSEIF CUR_MONTHNUM = 09 then fill "August YEAR minus 1 year"
ELSEIF CUR_MONTHNUM = 10 then fill "September YEAR minus 1 year"
ELSEIF CUR_MONTHNUM = 11 then fill "October YEAR minus 1 year"
ELSEIF CUR_MONTHNUM = 12 then fill "November YEAR minus 1 year"

Type: Enumerated

Length: 1

Answer List: TYesNo

Value:	Mnemonic:	Description:
1	Yes	Yes
2	No	No

- Don't Know
- Refuse
- Empty

- On Input
- On Output

Array:

Skip Instructions: 1: Goto H18_COST

```
2,DK,RF: IF Ask_H[20] = 1 then goto PSCATH20
          ELSEIF Ask_H[21] = 1 then goto PSCATH21
          ELSEIF Ask_H[22] = 1 then goto PSCATH22
          ELSEIF Ask_H[23] = 1 then goto PSCATH23
          ELSEIF Ask_H[24] = 1 then goto PSCATH24
          ELSE goto END_POPGRP3
```

Instrument SAS Name: PSCATH18

Destination Data Set: POP3

Field

H18_COST
BSECT20C.BLP_POPGRP3.H18_COST

Description: Purchase price

Form Pane Label: Cost

SAS Name: H18_COST

Tag Name: H18_COST

Inherited Universe:

Universe: PSCATH18 = 1

Universe Description: HH did purchase washers or dryers in the last 12 months

Question Text: In the last 12 MONTHS, how much did ^YOU_YRCU spend on your last purchase of washers or dryers?

Fills: YOU_YRCU

Instructions: IF NUMHOUSE = 1 then fill "you"
ELSE fill "your household"

Type: Integer

Length: 7

Min: 1

Max: 999999

Don't Know

Refuse

Empty

On Input

On Output

Array:

Special Instructions: Display a \$ and comma in the entry field

Skip Instructions: IF ENTRY lt 40 or gt 1185 then goto ERR1_H18COST

ELSE goto H18STORE

Instrument SAS Name: H18_COST

Destination Data Set: POP3

ERR1_H18COST

Check

BSECT20C.BLP_POPGRP3.ERR1_H18COST

Description: Out of Range Check

Inherited Universe:

Universe: (H18_COST lt 40 or H18_COST gt 1185) AND H18_COST <> DK AND H18_COST <> RF

Universe Description:

Text: THE VALUE ENTERED IS UNUSUALLY HIGH OR LOW

PLEASE VERIFY AND IF CORRECT, ENTER ITEM LEVEL NOTE

Check Instructions:

Type: Soft

Skip Instructions: Suppress: Goto H18STORE

All others, go back to H18_COST

Field

H18STORE

BSECT20C.BLP_POPGRP3.H18STORE

Description: Where Purchased

Form Pane Label: Business

SAS Name: H18STORE

Tag Name: H18STORE

Inherited Universe:

Universe: PSCATH18 = 1

Universe Description: HH did purchase washers or dryers in the last 12 months

Question Text: What is the name of the business where this was last purchased?

✦ Enter store, website, or company name

Type: String

Length: 45

Don't Know
 Refuse
 Empty

On Input
 On Output

Array:

Special Instructions: IF uppercase entry contains ".COM" then set H18PURCH = 1
and "keep" and "Show"

Skip Instructions: IF Uppercase Entry does not contains ".COM" and is not a DK
or RF then goto H18PURCH

```
ELSEIF Ask_H[20] = 1 then goto PSCATH20  
ELSEIF Ask_H[21] = 1 then goto PSCATH21  
ELSEIF Ask_H[22] = 1 then goto PSCATH22  
ELSEIF Ask_H[23] = 1 then goto PSCATH23  
ELSEIF Ask_H[24] = 1 then goto PSCATH24  
ELSE goto END_POPGRP3
```

Instrument SAS Name: H18STORE

Destination Data Set: POP3

Field

H18PURCH
BSECT20C.BLP_POPGRP3.H18PURCH

Description: Purchased Online or in person

Form Pane Label: Online

SAS Name: H18PURCH

Tag Name: H18PURCH

Inherited Universe:

Universe: H18STORE = RESPONSE and
(Uppercase entry in H18STORE does not contain ".COM")

Universe Description: Business name is not DK, RF or .COM

Question Text: Was this paid for -

Type: Enumerated

Length: 1

Answer List: Tonline

Value:	Mnemonic:	Description:
1	Online	Online?
2	InPerson	In person?
3	MailTel	By mail or telephone order?
4	Other	Other

- Don't Know
- Refuse
- Empty

- On Input
- On Output

Array:

Special Instructions: Answer list descriptions for options 1-3 should be bold black

Skip Instructions: 1,3,4,DK,RF: IF Ask_H[20] = 1 then goto PSCATH20
ELSEIF Ask_H[21] = 1 then goto PSCATH21
ELSEIF Ask_H[22] = 1 then goto PSCATH22
ELSEIF Ask_H[23] = 1 then goto PSCATH23
ELSEIF Ask_H[24] = 1 then goto PSCATH24

ELSE goto END_POPGRP3

2: Goto H18LOC

Instrument SAS Name: H18PURCH

Destination Data Set: POP3

Field

H18LOC
BSECT20C.BLP_POPGRP3.H18LOC

Description: Purchase location - City

Form Pane Label: Location - City

SAS Name: H18LOC

Tag Name: H18LOC

Inherited Universe:

Universe: H18PURCH = 2

Universe Description: Paid for in person

Question Text: In what city is ^H18STORE_Fill located?

Fills: H18STORE_Fill

Instructions: Fill entry in H18STORE

Type: String

Length: 45

Don't Know
 Refuse
 Empty

On Input
 On Output

Array:

Skip Instructions: Goto H18LOCST

Instrument SAS Name: H18LOC

Destination Data Set: POP3

H18LOCST

Field

BSECT20C.BLP_POPGRP3.H18LOCST

Description: Purchase location - State

Form Pane Label: State

SAS Name: H18LOCST

Tag Name: H18LOCST

Inherited Universe:

Universe: H18PURCH = 2

Universe Description: Paid for in person

Help Screen: H_DESTCODE

Question Text: ? [F1]

In what state is ^H18STORE_Fill located?

[Enter the two character state abbreviation](#)

Fills: H18STORE_Fill

Instructions: Fill entry in H18STORE

Type: String

Length: 2

- Don't Know
- Refuse
- Empty

- On Input
- On Output

Array:

Special Instructions: Use answer type TState - STRING[2], display width 4

Skip Instructions: IF entry is not a valid state abbreviation then
goto CK_H18LOCST

```
ELSEIF Ask_H[20] = 1 then goto PSCATH20  
ELSEIF Ask_H[21] = 1 then goto PSCATH21  
ELSEIF Ask_H[22] = 1 then goto PSCATH22  
ELSEIF Ask_H[23] = 1 then goto PSCATH23
```

```
ELSEIF Ask_H[24] = 1 then goto PSCATH24  
ELSE goto END_POPGRP3
```

Instrument SAS Name: H18LOCST

Destination Data Set: POP3

CK_H18LOCST

Check

BSECT20C.BLP_POPGRP3.CK_H18LOCST

Description: Not a valid state abbreviation

Inherited Universe:

Universe: (Entry in H18LOCST is not a valid state abbreviation) AND H18LOCST <> DK AND H18LOCST <> RF

Universe Description: State abbreviation entered is not valid

Text: * [Not a valid state abbreviation](#)

Check Instructions:

Type: Hard

Skip Instructions: Go back to H18LOCST

Field

PSCATH20
BSECT20C.BLP_POPGRP3.PSCATH20

Description: Purchased any vacuums or other electric floor cleaning equipment in the last 12 months

Form Pane Label: Floor Clean Eq.

SAS Name: PSCATH20

Tag Name: PSCATH20

Inherited Universe:

Universe: Ask_H[20] = yes

Universe Description: Electric floor cleaning equipment was not reported in section 6B (Item = 3)

Question Text: ^PSCATH20Intro_Fill have ^YOU_ANYONE purchased any vacuums or other electric floor cleaning equipment?

Fills: PSCATH20Intro_Fill

Instructions: If PSCATH17 = EMPTY AND PSCATH19 = EMPTY AND PSCATH18 = EMPTY then fill "Now, please think about the last 12 months, since the first of ^TwelveMonthsAgo"
ELSE fill "In the last 12 MONTHS,"

Fills: TwelveMonthsAgo

Instructions: IF CUR_MONTHNUM = 01 then fill "December YEAR minus 2 years"
IF CUR_MONTHNUM = 02 then fill "January YEAR minus 1 year"
IF CUR_MONTHNUM = 03 then fill "February YEAR minus 1 year"
ELSEIF CUR_MONTHNUM = 04 then fill "March YEAR minus 1 year"
ELSEIF CUR_MONTHNUM = 05 then fill "April YEAR minus 1 year"
ELSEIF CUR_MONTHNUM = 06 then fill "May YEAR minus 1 year"
ELSEIF CUR_MONTHNUM = 07 then fill "June YEAR minus 1 year"
ELSEIF CUR_MONTHNUM = 08 then fill "July YEAR minus 1 year"
ELSEIF CUR_MONTHNUM = 09 then fill "August YEAR minus 1 year"
ELSEIF CUR_MONTHNUM = 10 then fill "September YEAR minus 1 year"
ELSEIF CUR_MONTHNUM = 11 then fill "October YEAR minus 1 year"
ELSEIF CUR_MONTHNUM = 12 then fill "November YEAR minus 1 year"

Fills: YOU_ANYONE

Instructions: IF NUMHOUSE = 1 then fill "you"
ELSE fill "you or anyone in your household"

Type: Enumerated

Length: 1

Answer List: TYesNo

Value:	Mnemonic:	Description:
1	Yes	Yes
2	No	No

- Don't Know
- Refuse
- Empty

- On Input
- On Output

Array:

Skip Instructions: 1: Goto H20_COST

```
2,DK,RF: IF Ask_H[21] = 1 then goto PSCATH21
          ELSEIF Ask_H[22] = 1 then goto PSCATH22
          ELSEIF Ask_H[23] = 1 then goto PSCATH23
          ELSEIF Ask_H[24] = 1 then goto PSCATH24
          ELSE goto END_POPGRP3
```

Instrument SAS Name: PSCATH20

Destination Data Set: POP3

Field

H20_COST
BSECT20C.BLP_POPGRP3.H20_COST

Description: Purchase price

Form Pane Label: Cost

SAS Name: H20_COST

Tag Name: H20_COST

Inherited Universe:

Universe: PSCATH20 = 1

Universe Description: HH did purchase or other electric floor cleaning equipment in the last 12 months

Question Text: In the last 12 MONTHS, how much did ^YOU_YRCU spend on your last purchase of vacuums or other electric floor cleaning equipment?

Fills: YOU_YRCU

Instructions: IF NUMHOUSE = 1 then fill "you"
ELSE fill "your household"

Type: Integer

Length: 7

Min: 1

Max: 999999

Don't Know

Refuse

Empty

On Input

On Output

Array:

Special Instructions: Display a \$ and comma in the entry field

Skip Instructions: IF ENTRY lt 15 or gt 600 then goto ERR1_H20COST

ELSE goto H20STORE

Instrument SAS Name: H20_COST

Destination Data Set: POP3

ERR1_H20COST

Check

BSECT20C.BLP_POPGRP3.ERR1_H20COST

Description: Out of Range Check

Inherited Universe:

Universe: (H20_COST lt 15 or H20_COST gt 600) AND H20_COST <> DK AND H20_COST <>
RF

Universe Description:

Text: THE VALUE ENTERED IS UNUSUALLY HIGH OR LOW

PLEASE VERIFY AND IF CORRECT, ENTER ITEM LEVEL NOTE

Check Instructions:

Type: Soft

Skip Instructions: Suppress: Goto H20STORE

All others, go back to H20_COST

Field

H20STORE

BSECT20C.BLP_POPGRP3.H20STORE

Description: Where Purchased

Form Pane Label: Business

SAS Name: H20STORE

Tag Name: H20STORE

Inherited Universe:

Universe: PSCATH20 = 1

Universe Description: HH did purchase or other electric floor cleaning equipment in the last 12 months

Question Text: What is the name of the business where this was last purchased?

✦ Enter store, website, or company name

Type: String

Length: 45

Don't Know

Refuse

Empty

On Input

On Output

Array:

Special Instructions: IF uppercase entry contains ".COM" then set H20PURCH = 1
and "keep" and "Show"

Skip Instructions: IF Uppercase Entry does not contains ".COM" and is not a DK
or RF then goto H20PURCH

ELSEIF Ask_H[21] = 1 then goto PSCATH21

ELSEIF Ask_H[22] = 1 then goto PSCATH22

ELSEIF Ask_H[23] = 1 then goto PSCATH23

ELSEIF Ask_H[24] = 1 then goto PSCATH24

ELSE goto END_POPGRP3

Instrument SAS Name: H20STORE

Destination Data Set: POP3

H20PURCH

Field

BSECT20C.BLP_POPGRP3.H20PURCH

Description: Purchased Online or in person

Form Pane Label: Online

SAS Name: H20PURCH

Tag Name: H20PURCH

Inherited Universe:

Universe: H20STORE = RESPONSE and
(Uppercase entry in H20STORE does not contain ".COM")

Universe Description: Business name is not DK, RF or .COM

Question Text: Was this paid for -

Type: Enumerated

Length: 1

Answer List: Tonline

Value:	Mnemonic:	Description:
1	Online	Online?
2	InPerson	In person?
3	MailTel	By mail or telephone order?
4	Other	Other

- Don't Know
- Refuse
- Empty

- On Input
- On Output

Array:

Special Instructions: Answer list descriptions for options 1-3 should be bold black

Skip Instructions: 1,3,4,DK,RF: IF Ask_H[21] = 1 then goto PSCATH21
ELSEIF Ask_H[22] = 1 then goto PSCATH22
ELSEIF Ask_H[23] = 1 then goto PSCATH23
ELSEIF Ask_H[24] = 1 then goto PSCATH24
ELSE goto END_POPGRP3

2: Goto H20LOC

Instrument SAS Name: H20PURCH

Destination Data Set: POP3

H20LOC

Field

BSECT20C.BLP_POPGRP3.H20LOC

Description: Purchase location - City

Form Pane Label: Location - City

SAS Name: H20LOC

Tag Name: H20LOC

Inherited Universe:

Universe: H20PURCH = 2

Universe Description: Paid for in person

Question Text: In what city is ^H20STORE_Fill located?

Fills: H20STORE_Fill

Instructions: Fill entry in H20STORE

Type: String

Length: 45

- Don't Know
- Refuse
- Empty

- On Input
- On Output

Array:

Skip Instructions: Goto H20LOCST

Instrument SAS Name: H20LOC

Destination Data Set: POP3

Field

H20LOCST
BSECT20C.BLP_POPGRP3.H20LOCST

Description: Purchase location - State

Form Pane Label: State

SAS Name: H20LOCST

Tag Name: H20LOCST

Inherited Universe:

Universe: H20PURCH = 2

Universe Description: Paid for in person

Help Screen: H_DESTCODE

Question Text: ? [F1]

In what state is ^H20STORE_Fill located?

[Enter the two character state abbreviation](#)

Fills: H20STORE_Fill

Instructions: Fill entry in H20STORE

Type: String

Length: 2

- Don't Know
- Refuse
- Empty

- On Input
- On Output

Array:

Special Instructions: Use answer type TState - STRING[2], display width 4

Skip Instructions: IF entry is not a valid state abbreviation then
goto CK_H20LOCST

ELSEIF Ask_H[21] = 1 then goto PSCATH21
ELSEIF Ask_H[22] = 1 then goto PSCATH22
ELSEIF Ask_H[23] = 1 then goto PSCATH23
ELSEIF Ask_H[24] = 1 then goto PSCATH24

ELSE goto END_POPGRP3

Instrument SAS Name: H20LOCST

Destination Data Set: POP3

Check

CK_H20LOCST
BSECT20C.BLP_POPGRP3.CK_H20LOCST

Description: Not a valid state abbreviation

Inherited Universe:

Universe: (Entry in H20LOCST is not a valid state abbreviation) AND H20LOCST <> DK AND H20LOCST <> RF

Universe Description: State abbreviation entered is not valid

Text: * [Not a valid state abbreviation](#)

Check Instructions:

Type: Hard

Skip Instructions: Go back to H20LOCST

PSCATH21

Field

BSECT20C.BLP_POPGRP3.PSCATH21

Description: Purchased any small electric appliances or irons in the last 12 months

Form Pane Label: Small Appl or Irons

SAS Name: PSCATH21

Tag Name: PSCATH21

Inherited Universe:

Universe: Ask_H[21] = yes

Universe Description: Small electrical kitchen appliances or electrical personal care appliances was not reported in section 6B (Item = 1 or 2)

Question Text: ^PSCATH21Intro_Fill have ^YOU_ANYONE purchased any small electric appliances or clothing irons?

Fills: PSCATH21Intro_Fill

Instructions: If PSCATH17 = EMPTY AND PSCATH19 = EMPTY AND PSCATH18 = EMPTY AND PSCATH20 = EMPTY then fill "Now, please think about the last 12 months, since the first of ^TwelveMonthsAgo"
ELSE fill "In the last 12 MONTHS,"

Fills: TwelveMonthsAgo

Instructions: IF CUR_MONTHNUM = 01 then fill "December YEAR minus 2 years"
IF CUR_MONTHNUM = 02 then fill "January YEAR minus 1 year"
IF CUR_MONTHNUM = 03 then fill "February YEAR minus 1 year"
ELSEIF CUR_MONTHNUM = 04 then fill "March YEAR minus 1 year"
ELSEIF CUR_MONTHNUM = 05 then fill "April YEAR minus 1 year"
ELSEIF CUR_MONTHNUM = 06 then fill "May YEAR minus 1 year"
ELSEIF CUR_MONTHNUM = 07 then fill "June YEAR minus 1 year"
ELSEIF CUR_MONTHNUM = 08 then fill "July YEAR minus 1 year"
ELSEIF CUR_MONTHNUM = 09 then fill "August YEAR minus 1 year"
ELSEIF CUR_MONTHNUM = 10 then fill "September YEAR minus 1 year"
ELSEIF CUR_MONTHNUM = 11 then fill "October YEAR minus 1 year"
ELSEIF CUR_MONTHNUM = 12 then fill "November YEAR minus 1 year"

Fills: YOU_ANYONE

Instructions: IF NUMHOUSE = 1 then fill "you"
ELSE fill "you or anyone in your household"

Type: Enumerated

Length: 1

Answer List: TYesNo

Value:	Mnemonic:	Description:
1	Yes	Yes
2	No	No

- Don't Know
- Refuse
- Empty

- On Input
- On Output

Array:

Skip Instructions: 1: Goto H21_COST

```
2,DK,RF: IF Ask_H[21] = 1 then goto PSCATH21
          ELSEIF Ask_H[22] = 1 then goto PSCATH22
          ELSEIF Ask_H[23] = 1 then goto PSCATH23
          ELSEIF Ask_H[24] = 1 then goto PSCATH24
          ELSE goto END_POPGRP3
```

Instrument SAS Name: PSCATH21

Destination Data Set: POP3

H21_COST

Field

BSECT20C.BLP_POPGRP3.H21_COST

Description: Purchase price

Form Pane Label: Cost

SAS Name: H21_COST

Tag Name: H21_COST

Inherited Universe:

Universe: PSCATH21 = 1

Universe Description: HH did purchase small electric appliances or clothing irons in the last 12 months

Question Text: In the last 12 MONTHS, how much did ^YOU_YRCU spend on your last purchase of small electric appliances or clothing irons?

Fills: YOU_YRCU

Instructions: IF NUMHOUSE = 1 then fill "you"
ELSE fill "your household"

Type: Integer

Length: 7

Min: 1

Max: 999999

Don't Know

Refuse

Empty

On Input

On Output

Array:

Special Instructions: Display a \$ and comma in the entry field

Skip Instructions: IF ENTRY lt 6 or gt 200 then goto ERR1_H21COST

ELSE goto H21STORE

Instrument SAS Name: H21_COST

Destination Data Set: POP3

Check

ERR1_H21COST
BSECT20C.BLP_POPGRP3.ERR1_H21COST

Description: Out of Range Check

Inherited Universe:

Universe: (H21_COST lt 6 or H21_COST gt 200) AND H21_COST <> DK AND H21_COST <>
RF

Universe Description:

Text: THE VALUE ENTERED IS UNUSUALLY HIGH OR LOW

PLEASE VERIFY AND IF CORRECT, ENTER ITEM LEVEL NOTE

Check Instructions:

Type: Soft

Skip Instructions: Suppress: Goto H21STORE

All others, go back to H21_COST

H21STORE

Field

BSECT20C.BLP_POPGRP3.H21STORE

Description: Where Purchased

Form Pane Label: Business

SAS Name: H21STORE

Tag Name: H21STORE

Inherited Universe:

Universe: PSCATH21 = 1

Universe Description: HH did purchase small electric appliances or clothing irons in the last 12 months

Question Text: What is the name of the business where this was last purchased?

✦ Enter store, website, or company name

Type: String

Length: 45

Don't Know

Refuse

Empty

On Input

On Output

Array:

Special Instructions: IF uppercase entry contains ".COM" then set H21PURCH = 1
and "keep" and "Show"

Skip Instructions: IF Uppercase Entry does not contains ".COM" and is not a DK
or RF then goto H21PURCH

ELSEIF Ask_H[22] = 1 then goto PSCATH22

ELSEIF Ask_H[23] = 1 then goto PSCATH23

ELSEIF Ask_H[24] = 1 then goto PSCATH24

ELSE goto END_POPGRP3

Instrument SAS Name: H21STORE

Destination Data Set: POP3

Field

H21PURCH
BSECT20C.BLP_POPGRP3.H21PURCH

Description: Purchased Online or in person

Form Pane Label: Online

SAS Name: H21PURCH

Tag Name: H21PURCH

Inherited Universe:

Universe: H21STORE = RESPONSE and
(Uppercase entry in H21STORE does not contain ".COM")

Universe Description: Business name is not DK, RF or .COM

Question Text: Was this paid for -

Type: Enumerated

Length: 1

Answer List: Tonline

Value:	Mnemonic:	Description:
1	Online	Online?
2	InPerson	In person?
3	MailTel	By mail or telephone order?
4	Other	Other

- Don't Know
- Refuse
- Empty

- On Input
- On Output

Array:

Special Instructions: Answer list descriptions for options 1-3 should be bold black

Skip Instructions: 1,3,4,DK,RF: IF Ask_H[22] = 1 then goto PSCATH22
ELSEIF Ask_H[23] = 1 then goto PSCATH23
ELSEIF Ask_H[24] = 1 then goto PSCATH24
ELSE goto END_POPGRP3

2: Goto H21LOC

Instrument SAS Name: H21PURCH

Destination Data Set: POP3

Field

H21LOC
BSECT20C.BLP_POPGRP3.H21LOC

Description: Purchase location - City

Form Pane Label: Location - City

SAS Name: H21LOC

Tag Name: H21LOC

Inherited Universe:

Universe: H21PURCH = 2

Universe Description: Paid for in person

Question Text: In what city is ^H21STORE_Fill located?

Fills: H21STORE_Fill

Instructions: Fill entry in H21STORE

Type: String

Length: 45

- Don't Know
- Refuse
- Empty

- On Input
- On Output

Array:

Skip Instructions: Goto H21LOCST

Instrument SAS Name: H21LOC

Destination Data Set: POP3

H21LOCST

Field

BSECT20C.BLP_POPGRP3.H21LOCST

Description: Purchase location - State

Form Pane Label: State

SAS Name: H21LOCST

Tag Name: H21LOCST

Inherited Universe:

Universe: H21PURCH = 2

Universe Description: Paid for in person

Help Screen: H_DESTCODE

Question Text: ? [F1]

In what state is ^H21STORE_Fill located?

[Enter the two character state abbreviation](#)

Fills: H21STORE_Fill

Instructions: Fill entry in H21STORE

Type: String

Length: 2

- Don't Know
- Refuse
- Empty

- On Input
- On Output

Array:

Special Instructions: Use answer type TState - STRING[2], display width 4

Skip Instructions: IF entry is not a valid state abbreviation then
goto CK_H21LOCST

```
ELSEIF Ask_H[22] = 1 then goto PSCATH22
ELSEIF Ask_H[23] = 1 then goto PSCATH23
ELSEIF Ask_H[24] = 1 then goto PSCATH24
ELSE goto END_POPGRP3
```


Instrument SAS Name: H21LOCST

Destination Data Set: POP3

CK_H21LOCST

Check

BSECT20C.BLP_POPGRP3.CK_H21LOCST

Description: Not a valid state abbreviation

Inherited Universe:

Universe: (Entry in H21LOCST is not a valid state abbreviation) AND H21LOCST <> DK AND H21LOCST <> RF

Universe Description: State abbreviation entered is not valid

Text: * [Not a valid state abbreviation](#)

Check Instructions:

Type: Hard

Skip Instructions: Go back to H21LOCST

Field

PSCATH22

BSECT20C.BLP_POPGRP3.PSCATH22

Description: Purchased any home heating or cooling equipment or home safety devices in the last 12 months

Form Pane Label: Air/Heat Equip

SAS Name: PSCATH22

Tag Name: PSCATH22

Inherited Universe:

Universe: Ask_H[22] = yes

Universe Description: Window air conditioners, portable cooling or heat equipment or other household appliances was not reported in section 6B
(Item = 4, 19 or 20)

Question Text: ^PSCATH22Intro_Fill have ^YOU_ANYONE purchased any home heating or cooling equipment or home safety devices?

Fills: PSCATH22Intro_Fill

Instructions: If PSCATH17 = EMPTY AND PSCATH19 = EMPTY AND PSCATH18 = EMPTY AND PSCATH20 = EMPTY AND PSCATH21 = EMPTY then fill "Now, please think about the last 12 months, since the first of ^TwelveMonthsAgo"
ELSE fill "In the last 12 MONTHS,"

Fills: TwelveMonthsAgo

Instructions: IF CUR_MONTHNUM = 01 then fill "December YEAR minus 2 years"
IF CUR_MONTHNUM = 02 then fill "January YEAR minus 1 year"
IF CUR_MONTHNUM = 03 then fill "February YEAR minus 1 year"
ELSEIF CUR_MONTHNUM = 04 then fill "March YEAR minus 1 year"
ELSEIF CUR_MONTHNUM = 05 then fill "April YEAR minus 1 year"
ELSEIF CUR_MONTHNUM = 06 then fill "May YEAR minus 1 year"
ELSEIF CUR_MONTHNUM = 07 then fill "June YEAR minus 1 year"
ELSEIF CUR_MONTHNUM = 08 then fill "July YEAR minus 1 year"
ELSEIF CUR_MONTHNUM = 09 then fill "August YEAR minus 1 year"
ELSEIF CUR_MONTHNUM = 10 then fill "September YEAR minus 1 year"
ELSEIF CUR_MONTHNUM = 11 then fill "October YEAR minus 1 year"
ELSEIF CUR_MONTHNUM = 12 then fill "November YEAR minus 1 year"

Fills: YOU_ANYONE

Instructions: IF NUMHOUSE = 1 then fill "you"

ELSE fill "you or anyone in your household"

Type: Enumerated
Length: 1

Answer List: TYesNo

Value:	Mnemonic:	Description:
1	Yes	Yes
2	No	No

- Don't Know
- Refuse
- Empty

- On Input
- On Output

Array:

Skip Instructions: 1: Goto H22_COST

2,DK,RF: IF Ask_H[23] = 1 then goto PSCATH23
ELSEIF Ask_H[24] = 1 then goto PSCATH24
ELSE goto END_POPGRP3

Instrument SAS Name: PSCATH22

Destination Data Set: POP3

Field

H22_COST
BSECT20C.BLP_POPGRP3.H22_COST

Description: Purchase price

Form Pane Label: Cost

SAS Name: H22_COST

Tag Name: H22_COST

Inherited Universe:

Universe: PSCATH22 = 1

Universe Description: HH did purchase home heating or cooling equipment or home safety devices in the last 12 months

Question Text: In the last 12 MONTHS, how much did ^YOU_YRCU spend on your last purchase of home heating or cooling equipment or home safety devices?

Fills: YOU_YRCU

Instructions: IF NUMHOUSE = 1 then fill "you"
ELSE fill "your household"

Type: Integer

Length: 7

Min: 1

Max: 999999

Don't Know
 Refuse
 Empty

On Input
 On Output

Array:

Special Instructions: Display a \$ and comma in the entry field

Skip Instructions: IF ENTRY lt 5 or gt 940 then goto ERR1_H22COST

ELSE goto H22STORE

Instrument SAS Name: H22_COST

Destination Data Set: POP3

Check

ERR1_H22COST
BSECT20C.BLP_POPGRP3.ERR1_H22COST

Description: Out of Range Check

Inherited Universe:

Universe: (H22_COST lt 5 or H22_COST gt 940) AND H22_COST <> DK AND H22_COST <>
RF

Universe Description:

Text: THE VALUE ENTERED IS UNUSUALLY HIGH OR LOW

PLEASE VERIFY AND IF CORRECT, ENTER ITEM LEVEL NOTE

Check Instructions:

Type: Soft

Skip Instructions: Suppress: Goto H22STORE

All others, go back to H22_COST

H22STORE

Field

BSECT20C.BLP_POPGRP3.H22STORE

Description: Where Purchased

Form Pane Label: Business

SAS Name: H22STORE

Tag Name: H22STORE

Inherited Universe:

Universe: PSCATH22 = 1

Universe Description: HH did purchase home heating or cooling equipment or home safety devices in the last 12 months

Question Text: What is the name of the business where this was last purchased?

✦ [Enter store, website, or company name](#)

Type: String

Length: 45

- Don't Know
- Refuse
- Empty

- On Input
- On Output

Array:

Special Instructions: IF uppercase entry contains ".COM" then set H22PURCH = 1 and "keep" and "Show"

Skip Instructions: IF Uppercase Entry does not contains ".COM" and is not a DK or RF then goto H22PURCH

ELSEIF Ask_H[23] = 1 then goto PSCATH23

ELSEIF Ask_H[24] = 1 then goto PSCATH24

ELSE goto END_POPGRP3

Instrument SAS Name: H22STORE

Destination Data Set: POP3

Field

H22PURCH
BSECT20C.BLP_POPGRP3.H22PURCH

Description: Purchased Online or in person

Form Pane Label: Online

SAS Name: H22PURCH

Tag Name: H22PURCH

Inherited Universe:

Universe: H22STORE = RESPONSE and
(Uppercase entry in H22STORE does not contain ".COM")

Universe Description: Business name is not DK, RF or .COM

Question Text: Was this paid for -

Type: Enumerated

Length: 1

Answer List: Tonline

Value:	Mnemonic:	Description:
1	Online	Online?
2	InPerson	In person?
3	MailTel	By mail or telephone order?
4	Other	Other

- Don't Know
- Refuse
- Empty

- On Input
- On Output

Array:

Special Instructions: Answer list descriptions for options 1-3 should be bold black

Skip Instructions: 1,3,4,DK,RF: IF Ask_H[23] = 1 then goto PSCATH23
ELSEIF Ask_H[24] = 1 then goto PSCATH24
ELSE goto END_POPGRP3

2: Goto H22LOC

Instrument SAS Name: H22PURCH

Destination Data Set: POP3

Field

H22LOC
BSECT20C.BLP_POPGRP3.H22LOC

Description: Purchase location - City

Form Pane Label: Location - City

SAS Name: H22LOC

Tag Name: H22LOC

Inherited Universe:

Universe: H22PURCH = 2

Universe Description: Paid for in person

Question Text: In what city is ^H22STORE_Fill located?

Fills: H22STORE_Fill

Instructions: Fill entry in H22STORE

Type: String

Length: 45

Don't Know
 Refuse
 Empty

On Input
 On Output

Array:

Skip Instructions: Goto H22LOCST

Instrument SAS Name: H22LOC

Destination Data Set: POP3

H22LOCST

Field

BSECT20C.BLP_POPGRP3.H22LOCST

Description: Purchase location - State

Form Pane Label: State

SAS Name: H22LOCST

Tag Name: H22LOCST

Inherited Universe:

Universe: H22PURCH = 2

Universe Description: Paid for in person

Help Screen: H_DESTCODE

Question Text: ? [F1]

In what state is ^H22STORE_Fill located?

[Enter the two character state abbreviation](#)

Fills: H22STORE_Fill

Instructions: Fill entry in H22STORE

Type: String

Length: 2

- Don't Know
- Refuse
- Empty

- On Input
- On Output

Array:

Special Instructions: Use answer type TState - STRING[2], display width 4

Skip Instructions: IF entry is not a valid state abbreviation then
goto CK_H22LOCST

ELSEIF Ask_H[23] = 1 then goto PSCATH23

ELSEIF Ask_H[24] = 1 then goto PSCATH24

ELSE goto END_POPGRP3

Instrument SAS Name: H22LOCST

Destination Data Set: POP3

CK_H22LOCST

Check

BSECT20C.BLP_POPGRP3.CK_H22LOCST

Description: Not a valid state abbreviation

Inherited Universe:

Universe: (Entry in H22LOCST is not a valid state abbreviation) AND H22LOCST <> DK AND H22LOCST <> RF

Universe Description: State abbreviation entered is not valid

Text: * [Not a valid state abbreviation](#)

Check Instructions:

Type: Hard

Skip Instructions: Go back to H22LOCST

Field

PSCATH23

BSECT20C.BLP_POPGRP3.PSCATH23

Description: Purchased any HH decorative items in the last 12 months

Form Pane Label: Lamps

SAS Name: PSCATH23

Tag Name: PSCATH23

Inherited Universe:

Universe: Ask_H[23] = yes

Universe Description: Lamps, lighting fixtures, ceiling fans or other household decorative items were not reported in section 8A
(Item = 15 or 16)

Question Text: ^PSCATH23Intro_Fill have ^YOU_ANYONE purchased any household decorative items including clocks and lamps?

Fills: PSCATH23Intro_Fill

Instructions: If PSCATH17 = EMPTY AND PSCATH19 = EMPTY AND PSCATH18 = EMPTY AND PSCATH20 = EMPTY AND PSCATH21 = EMPTY AND PSCATH22 = EMPTY then fill "Now, please think about the last 12 months, since the first of ^TwelveMonthsAgo"
ELSE fill "In the last 12 MONTHS,"

Fills: TwelveMonthsAgo

Instructions: IF CUR_MONTHNUM = 01 then fill "December YEAR minus 2 years"
IF CUR_MONTHNUM = 02 then fill "January YEAR minus 1 year"
IF CUR_MONTHNUM = 03 then fill "February YEAR minus 1 year"
ELSEIF CUR_MONTHNUM = 04 then fill "March YEAR minus 1 year"
ELSEIF CUR_MONTHNUM = 05 then fill "April YEAR minus 1 year"
ELSEIF CUR_MONTHNUM = 06 then fill "May YEAR minus 1 year"
ELSEIF CUR_MONTHNUM = 07 then fill "June YEAR minus 1 year"
ELSEIF CUR_MONTHNUM = 08 then fill "July YEAR minus 1 year"
ELSEIF CUR_MONTHNUM = 09 then fill "August YEAR minus 1 year"
ELSEIF CUR_MONTHNUM = 10 then fill "September YEAR minus 1 year"
ELSEIF CUR_MONTHNUM = 11 then fill "October YEAR minus 1 year"
ELSEIF CUR_MONTHNUM = 12 then fill "November YEAR minus 1 year"

Fills: YOU_ANYONE

Instructions: IF NUMHOUSE = 1 then fill "you"
ELSE fill "you or anyone in your household"

Type: Enumerated
Length: 1

Answer List: TYesNo

Value:	Mnemonic:	Description:
1	Yes	Yes
2	No	No

- Don't Know
- Refuse
- Empty

- On Input
- On Output

Array:

Skip Instructions: 1: Goto H23_COST

2,DK,RF: IF Ask_H[24] = 1 then goto PSCATH24
ELSE goto END_POPGRP3

Instrument SAS Name: PSCATH23

Destination Data Set: POP3

Field

H23_COST
BSECT20C.BLP_POPGRP3.H23_COST

Description: Purchase price

Form Pane Label: Cost

SAS Name: H23_COST

Tag Name: H23_COST

Inherited Universe:

Universe: PSCATH23 = 1

Universe Description: HH did purchase household decorative items in the last 12 months

Question Text: In the last 12 MONTHS, how much did ^YOU_YRCU spend on your last purchase of household decorative items including clocks and lamps?

Fills: YOU_YRCU

Instructions: IF NUMHOUSE = 1 then fill "you"
ELSE fill "your household"

Type: Integer

Length: 7

Min: 1

Max: 999999

Don't Know

Refuse

Empty

On Input

On Output

Array:

Special Instructions: Display a \$ and comma in the entry field

Skip Instructions: IF ENTRY lt 5 or gt 530 then goto ERR1_H23COST

ELSE goto H23STORE

Instrument SAS Name: H23_COST

Destination Data Set: POP3

ERR1_H23COST

Check

BSECT20C.BLP_POPGRP3.ERR1_H23COST

Description: Out of Range Check

Inherited Universe:

Universe: (H23_COST lt 5 or H23_COST gt 530) AND H23_COST <> DK AND H23_COST <>
RF

Universe Description:

Text: THE VALUE ENTERED IS UNUSUALLY HIGH OR LOW

PLEASE VERIFY AND IF CORRECT, ENTER ITEM LEVEL NOTE

Check Instructions:

Type: Soft

Skip Instructions: Suppress: Goto H23STORE

All others, go back to H23_COST

Field

H23STORE
BSECT20C.BLP_POPGRP3.H23STORE

Description: Where Purchased

Form Pane Label: Business

SAS Name: H23STORE

Tag Name: H23STORE

Inherited Universe:

Universe: PSCATH23 = 1

Universe Description: HH did purchase household decorative items in the last 12 months

Question Text: What is the name of the business where this was last purchased?

✦ Enter store, website, or company name

Type: String

Length: 45

Don't Know

Refuse

Empty

On Input

On Output

Array:

Special Instructions: IF uppercase entry contains ".COM" then set H23PURCH = 1
and "keep" and "Show"

Skip Instructions: IF Uppercase Entry does not contains ".COM" and is not a DK
or RF then goto H23PURCH

ELSEIF Ask_H[24] = 1 then goto PSCATH24

ELSE goto END_POPGRP3

Instrument SAS Name: H23STORE

Destination Data Set: POP3

H23PURCH

Field

BSECT20C.BLP_POPGRP3.H23PURCH

Description: Purchased Online or in person

Form Pane Label: Online

SAS Name: H23PURCH

Tag Name: H23PURCH

Inherited Universe:

Universe: H23STORE = RESPONSE and
(Uppercase entry in H23STORE does not contain ".COM")

Universe Description: Business name is not DK, RF or .COM

Question Text: Was this paid for -

Type: Enumerated

Length: 1

Answer List: Tonline

Value:	Mnemonic:	Description:
1	Online	Online?
2	InPerson	In person?
3	MailTel	By mail or telephone order?
4	Other	Other

- Don't Know
- Refuse
- Empty

- On Input
- On Output

Array:

Special Instructions: Answer list descriptions for options 1-3 should be bold black

Skip Instructions: 1,3,4,DK,RF: IF Ask_H[24] = 1 then goto PSCATH24
ELSE goto END_POPGRP3

2: Goto H23LOC

Instrument SAS Name: H23PURCH

Destination Data Set: POP3

H23LOC

Field

BSECT20C.BLP_POPGRP3.H23LOC

Description: Purchase location - City

Form Pane Label: Location - City

SAS Name: H23LOC

Tag Name: H23LOC

Inherited Universe:

Universe: H23PURCH = 2

Universe Description: Paid for in person

Question Text: In what city is ^H23STORE_Fill located?

Fills: H23STORE_Fill

Instructions: Fill entry in H23STORE

Type: String

Length: 45

- Don't Know
- Refuse
- Empty

- On Input
- On Output

Array:

Skip Instructions: Goto H23LOCST

Instrument SAS Name: H23LOC

Destination Data Set: POP3

Field

H23LOCST
BSECT20C.BLP_POPGRP3.H23LOCST

Description: Purchase location - State

Form Pane Label: State

SAS Name: H23LOCST

Tag Name: H23LOCST

Inherited Universe:

Universe: H23PURCH = 2

Universe Description: Paid for in person

Help Screen: H_DESTCODE

Question Text: ? [F1]

In what state is ^H23STORE_Fill located?

Enter the two character state abbreviation

Fills: H23STORE_Fill

Instructions: Fill entry in H23STORE

Type: String

Length: 2

- Don't Know
- Refuse
- Empty

- On Input
- On Output

Array:

Special Instructions: Use answer type TState - STRING[2], display width 4

Skip Instructions: IF entry is not a valid state abbreviation then
goto CK_H23LOCST

ELSEIF Ask_H[24] = 1 then goto PSCATH24
ELSE goto END_POPGRP3

Instrument SAS Name: H23LOCST

Destination Data Set: POP3

Check

CK_H23LOCST
BSECT20C.BLP_POPGRP3.CK_H23LOCST

Description: Not a valid state abbreviation

Inherited Universe:

Universe: (Entry in H23LOCST is not a valid state abbreviation) AND H23LOCST <> DK AND H23LOCST <> RF

Universe Description: State abbreviation entered is not valid

Text: * [Not a valid state abbreviation](#)

Check Instructions:

Type: Hard

Skip Instructions: Go back to H23LOCST

PSCATH24

Field

BSECT20C.BLP_POPGRP3.PSCATH24

Description: Purchased any dishes, glasses, or flatware in the last 12 months

Form Pane Label: Dishes or Flatware

SAS Name: PSCATH24

Tag Name: PSCATH24

Inherited Universe:

Universe: Ask_H[24] = yes

Universe Description: Stainless, silver or other flatware, dishes, glasses or serving pieces were not reported in section 8A

Question Text: ^PSCATH24Intro_Fill have ^YOU_ANYONE purchased any dishes, glasses, or flatware?

Fills: PSCATH24Intro_Fill

Instructions: If PSCATH17 = EMPTY AND PSCATH19 = EMPTY AND PSCATH18 = EMPTY AND PSCATH20 = EMPTY AND PSCATH21 = EMPTY AND PSCATH22 = EMPTY AND PSCATH23 = EMPTY then fill "Now, please think about the last 12 months, since the first of ^TwelveMonthsAgo"
ELSE fill "In the last 12 MONTHS,"

Fills: TwelveMonthsAgo

Instructions: IF CUR_MONTHNUM = 01 then fill "December YEAR minus 2 years"
IF CUR_MONTHNUM = 02 then fill "January YEAR minus 1 year"
IF CUR_MONTHNUM = 03 then fill "February YEAR minus 1 year"
ELSEIF CUR_MONTHNUM = 04 then fill "March YEAR minus 1 year"
ELSEIF CUR_MONTHNUM = 05 then fill "April YEAR minus 1 year"
ELSEIF CUR_MONTHNUM = 06 then fill "May YEAR minus 1 year"
ELSEIF CUR_MONTHNUM = 07 then fill "June YEAR minus 1 year"
ELSEIF CUR_MONTHNUM = 08 then fill "July YEAR minus 1 year"
ELSEIF CUR_MONTHNUM = 09 then fill "August YEAR minus 1 year"
ELSEIF CUR_MONTHNUM = 10 then fill "September YEAR minus 1 year"
ELSEIF CUR_MONTHNUM = 11 then fill "October YEAR minus 1 year"
ELSEIF CUR_MONTHNUM = 12 then fill "November YEAR minus 1 year"

Fills: YOU_ANYONE

Instructions: IF NUMHOUSE = 1 then fill "you"
ELSE fill "you or anyone in your household"

Type: Enumerated
Length: 1

Answer List: TYesNo

Value:	Mnemonic:	Description:
1	Yes	Yes
2	No	No

- Don't Know
- Refuse
- Empty

- On Input
- On Output

Array:

Skip Instructions: 1: Goto H24_COST

2,DK,RF: Goto END_POPGRP3

Instrument SAS Name: PSCATH24

Destination Data Set: POP3

H24_COST

Field

BSECT20C.BLP_POPGRP3.H24_COST

Description: Purchase price

Form Pane Label: Cost

SAS Name: H24_COST

Tag Name: H24_COST

Inherited Universe:

Universe: PSCATH24 = 1

Universe Description: HH did purchase dishes, glasses or flatware in the last 12 months

Question Text: In the last 12 MONTHS, how much did ^YOU_YRCU spend on your last purchase of dishes, glasses, or flatware?

Fills: YOU_YRCU

Instructions: IF NUMHOUSE = 1 then fill "you"
ELSE fill "your household"

Type: Integer

Length: 7

Min: 1

Max: 999999

Don't Know

Refuse

Empty

On Input

On Output

Array:

Special Instructions: Display a \$ and comma in the entry field

Skip Instructions: IF ENTRY lt 5 or gt 415 then goto ERR1_H24COST

ELSE goto H24STORE

Instrument SAS Name: H24_COST

Destination Data Set: POP3

Check

ERR1_H24COST
BSECT20C.BLP_POPGRP3.ERR1_H24COST

Description: Out of Range Check

Inherited Universe:

Universe: (H24_COST lt 5 or H24_COST gt 415) AND H24_COST <> DK AND H24_COST <>
RF

Universe Description:

Text: THE VALUE ENTERED IS UNUSUALLY HIGH OR LOW

PLEASE VERIFY AND IF CORRECT, ENTER ITEM LEVEL NOTE

Check Instructions:

Type: Soft

Skip Instructions: Suppress: Goto H24STORE

All others, go back to H24_COST

H24STORE

Field

BSECT20C.BLP_POPGRP3.H24STORE

Description: Where Purchased

Form Pane Label: Business

SAS Name: H24STORE

Tag Name: H24STORE

Inherited Universe:

Universe: PSCATH24 = 1

Universe Description: HH did purchase dishes, glasses or flatware in the last 12 months

Question Text: What is the name of the business where this was last purchased?

✦ Enter store, website, or company name

Type: String

Length: 45

Don't Know

Refuse

Empty

On Input

On Output

Array:

Special Instructions: IF uppercase entry contains ".COM" then set H24PURCH = 1
and "keep" and "Show"

Skip Instructions: IF Uppercase Entry does not contains ".COM" and is not a DK
or RF then goto H24PURCH

ELSE goto END_POPGRP3

Instrument SAS Name: H24STORE

Destination Data Set: POP3

Field

H24PURCH
BSECT20C.BLP_POPGRP3.H24PURCH

Description: Purchased Online or in person

Form Pane Label: Online

SAS Name: H24PURCH

Tag Name: H24PURCH

Inherited Universe:

Universe: H24STORE = RESPONSE and
(Uppercase entry in H24STORE does not contain ".COM")

Universe Description: Business name is not DK, RF or .COM

Question Text: Was this paid for -

Type: Enumerated

Length: 1

Answer List: Tonline

Value:	Mnemonic:	Description:
1	Online	Online?
2	InPerson	In person?
3	MailTel	By mail or telephone order?
4	Other	Other

- Don't Know
- Refuse
- Empty

- On Input
- On Output

Array:

Special Instructions: Answer list descriptions for options 1-3 should be bold black

Skip Instructions: 1,3,4,DK,RF: Goto END_POPGRP3

2: Goto H24LOC

Instrument SAS Name: H24PURCH

Destination Data Set: POP3

Field

H24LOC
BSECT20C.BLP_POPGRP3.H24LOC

Description: Purchase location - City

Form Pane Label: Location - City

SAS Name: H24LOC

Tag Name: H24LOC

Inherited Universe:

Universe: H24PURCH = 2

Universe Description: Paid for in person

Question Text: In what city is ^H24STORE_Fill located?

Fills: H24STORE_Fill

Instructions: Fill entry in H24STORE

Type: String

Length: 45

Don't Know
 Refuse
 Empty

On Input
 On Output

Array:

Skip Instructions: Goto H24LOCST

Instrument SAS Name: H24LOC

Destination Data Set: POP3

H24LOCST

Field

BSECT20C.BLP_POPGRP3.H24LOCST

Description: Purchase location - State

Form Pane Label: State

SAS Name: H24LOCST

Tag Name: H24LOCST

Inherited Universe:

Universe: H24PURCH = 2

Universe Description: Paid for in person

Help Screen: H_DESTCODE

Question Text: ? [F1]

In what state is ^H24STORE_Fill located?

[Enter the two character state abbreviation](#)

Fills: H24STORE_Fill

Instructions: Fill entry in H24STORE

Type: String

Length: 2

- Don't Know
- Refuse
- Empty

- On Input
- On Output

Array:

Special Instructions: Use answer type TState - STRING[2], display width 4

Skip Instructions: IF entry is not a valid state abbreviation then
goto CK_H24LOCST

ELSE goto END_POPGRP3

Instrument SAS Name: H24LOCST

Destination Data Set: POP3

CK_H24LOCST

Check

BSECT20C.BLP_POPGRP3.CK_H24LOCST

Description: Not a valid state abbreviation

Inherited Universe:

Universe: (Entry in H24LOCST is not a valid state abbreviation) AND H24LOCST <> DK AND H24LOCST <> RF

Universe Description: State abbreviation entered is not valid

Text: * [Not a valid state abbreviation](#)

Check Instructions:

Type: Hard

Skip Instructions: Go back to H24LOCST

Field

END_POPGRP3
BSECT20C.BLP_POPGRP3.END_POPGRP3

Description: End of pop group 3 section

Form Pane Label:

SAS Name:

Tag Name:

Inherited Universe:

Universe:

Universe Description:

Question Text:

Type: Classification

Length: 0

- Don't Know
- Refuse
- Empty

- On Input
- On Output

Store Instructions: Set complete flag

```
IF Ask_H[26] = no and Ask_H[25] = no and Ask_H[17] = no
and Ask_H[19] = no and Ask_H[18] = no and
Ask_H[20] = no and Ask_H[21] = no and Ask_H[22] = no
and Ask_H[23] = no and Ask_H[24] = no THEN
  set S20C_Complete = 1
```

```
ELSEIF Ask_H[24] = yes THEN:
  IF ((PSCATH24 = 2, DK or RF) or
    (H24STORE contains .COM or is DK or RF) or
    (H24PURCH = 1, 3, 4, DK or RF) or
    (H24LOCST = RESPONSE, DK or RF) then
    set S20C_Complete = 1
  ELSE set 20C_Compete = 2
  END
```

```
ELSEIF Ask_H[23] = yes THEN:
  IF ((PSCATH23 = 2, DK or RF) or
```

```
(H23STORE contains .COM or is DK or RF) or  
(H23PURCH = 1, 3, 4, DK or RF) or  
(H23LOCST = RESPONSE, DK or RF) then  
Set S20C_Complete = 1  
ELSE set 20C_Compete = 2  
END
```

```
ELSEIF Ask_H[22] = yes THEN:  
IF (PSCATH22 = 2, DK or RF) or  
(H22STORE contains .COM or is DK or RF) or  
(H22PURCH = 1, 3, 4, DK or RF) or  
(H22LOCST = RESPONSE, DK or RF) then  
Set S20C_Complete = 1  
ELSE set 20C_Compete = 2  
END
```

```
ELSEIF Ask_H[21] = yes THEN:  
IF ((PSCATH21 = 2, DK or RF) or  
(H21STORE contains .COM or is DK or RF) or  
(H21PURCH = 1, 3, 4, DK or RF) or  
(H21LOCST = RESPONSE, DK or RF) then  
Set S20C_Complete = 1  
ELSE set 20C_Compete = 2  
END
```

```
ELSEIF Ask_H[20] = yes THEN:  
IF (PSCATH20 = 2, DK or RF) or  
(H20STORE contains .COM or is DK or RF) or  
(H20PURCH = 1, 3, 4, DK or RF) or  
(H20LOCST = RESPONSE, DK or RF) then  
Set S20C_Complete = 1  
ELSE set 20C_Compete = 2  
END
```

```
ELSEIF Ask_H[18] = yes THEN:  
IF (PSCATH18 = 2, DK or RF) or  
(H18STORE contains .COM or is DK or RF) or  
(H18PURCH = 1, 3, 4, DK or RF) or  
(H18LOCST = RESPONSE, DK or RF) then  
Set S20C_Complete = 1  
ELSE set 20C_Compete = 2  
END
```

```
ELSEIF Ask_H[19] = yes THEN:  
IF (PSCATH19 = 2, DK or RF) or  
(H19STORE contains .COM or is DK or RF) or  
(H19PURCH = 1, 3, 4, DK or RF) or
```

```
(H19LOCST = RESPONSE, DK or RF) then
  Set S20C_Complete = 1
ELSE set 20C_Compete = 2
END
```

```
ELSEIF Ask_H[17] = yes THEN:
  IF (PSCATH17 = 2, DK or RF) or
    (H17STORE contains .COM or is DK or RF) or
    (H17PURCH = 1, 3, 4, DK or RF) or
    (H17LOCST = RESPONSE, DK or RF) then
    Set S20C_Complete = 1
  ELSE set 20C_Compete = 2
  END
```

```
ELSEIF Ask_H[25] = yes THEN:
  IF (PSCATH25 = 2, DK or RF) or
    (H25STORE contains .COM or is DK or RF) or
    (H25PURCH = 1, 3, 4, DK or RF) or
    (H25LOCST = RESPONSE, DK or RF) then
    Set S20C_Complete = 1
  ELSE set 20C_Compete = 2
  END
```

```
ELSEIF Ask_H[26] = yes THEN:
  IF (PSCATH26 = 2, DK or RF) or
    (H26STORE contains .COM or is DK or RF) or
    (H26PURCH = 1, 3, 4, DK or RF) or
    (H26LOCST = RESPONSE, DK or RF) then
    Set S20C_Complete = 1
  ELSE set 20C_Compete = 2
  END
END
```

Array:

POP4_AskFlags

Field

BSECT20C.POP4_AskFlags

Description: Set PopGrp 4 "Ask" flags

Form Pane Label:

SAS Name:

Tag Name:

Inherited Universe:

Universe:

Universe Description:

Question Text:

Type: Classification

Length: 0

- Don't Know
- Refuse
- Empty

- On Input
- On Output

Store Instructions: Set question eligibility flags

```
IF (RT10.POPGRP = 4 or 04) and SECTCOMP[15] = 1 THEN:
```

```
    IF BSect15.LP15a1_Flag[8] = no then set Ask_E[01] = yes  
    ENDIF
```

```
    IF BSect15.LP15a2_Flag[8] = no then set Ask_E[02] = yes  
    ENDIF
```

```
    IF BSect15.LP15a3_Flag[3] = no and  
       BSect15.LP15a4_Flag[3] = no then  
       set Ask_E[06] = yes  
    ENDIF
```

```
    IF BSect15.LP15a2_Flag[3] = no and  
       BSect15.LP15a2_Flag[10] = no then  
       set Ask_E[05] = yes  
    ENDIF
```



```
IF BSect15.LP15a1_Flag[3] = no and  
  BSect15.LP15a1_Flag[10] = no then  
  set Ask_E[04] = yes  
ENDIF
```

```
IF BSect15.LP15a5_Flag[3] = no and  
  BSect15.LP15a5_Flag[10] = no then  
  set Ask_E[07] = yes  
ENDIF
```

```
END
```

Array:

BLP_POPGRP4
BSECT20C.BLP_POPGRP4

Block

Description:

Tab Name:
Fly Over Name:
Universe Type: If

Inherited Universe:

Universe: (RT10.POPGRP = 4 or 04) AND SECTCOMP[15] = 1

Universe Description:

Array:

Block Instructions:

Field

PGRP4_INTRO
BSECT20C.BLP_POPGRP4.PGRP4_INTRO

Description: Introduction

Form Pane Label: Intro

SAS Name:

Tag Name: PGRP4_INTRO

Inherited Universe:

Universe: Ask_E[01] = yes OR Ask_E[02] = yes OR Ask_E[06] = yes OR
Ask_E[05] = yes OR Ask_E[04] = yes OR Ask_E[07] = yes

Universe Description:

Question Text: The next few questions are about expenses made by ^YOU_ANYONE during the last five years, that is, as far back as ^FiveYears. We have used the responses that you've already given us to shorten this part of the interview, so I'll only be asking you about expenses that you told me that you did not have in the last three months.

Fills: YOU_ANYONE

Instructions: IF NUMHOUSE = 1 then fill "you"
ELSE fill "you or anyone in your household"

Fills: FiveYears

Instructions: Set FiveYears = Current Year minus 5 years

Type: Enumerated

Length: 1

Answer List: TContinue

Value:	Mnemonic:	Description:
1	Continue	Enter 1 to Continue

- Don't Know
- Refuse
- Empty

- On Input
- On Output

Array:

Skip Instructions: IF Ask_E[01] = 1 then goto PSCATE01

ELSEIF Ask_E[02] = 1 then goto PSCATE02

ELSEIF Ask_E[06] = 1 then goto PSCATE06

ELSEIF Ask_E[05] = 1 then goto PSCATE05

ELSEIF Ask_E[04] = 1 then goto PSCATE04

ELSEIF Ask_E[07] = 1 then goto PSCATE07

ELSE goto END_POPGRP4

Instrument SAS Name: PGRP4_INTRO

Field

PSCATE01
BSECT20C.BLP_POPGRP4.PSCATE01

Description: Purchased any college or university textbooks in the last 12 months

Form Pane Label: College Books

SAS Name: PSCATE01

Tag Name: PSCATE01

Inherited Universe:

Universe: Ask_E[01] = yes

Universe Description: School books, supplies, or equipment for college or university not reported in section 16 (Item = 8)

Question Text: Now, please think about the last 12 months, since the first of
^TwelveMonthsAgo have ^YOU_ANYONE purchased any college or university
textbooks?

Fills: TwelveMonthsAgo

Instructions: IF CUR_MONTHNUM = 01 then fill "December YEAR minus 2 years"
IF CUR_MONTHNUM = 02 then fill "January YEAR minus 1 year"
IF CUR_MONTHNUM = 03 then fill "February YEAR minus 1 year"
ELSEIF CUR_MONTHNUM = 04 then fill "March YEAR minus 1 year"
ELSEIF CUR_MONTHNUM = 05 then fill "April YEAR minus 1 year"
ELSEIF CUR_MONTHNUM = 06 then fill "May YEAR minus 1 year"
ELSEIF CUR_MONTHNUM = 07 then fill "June YEAR minus 1 year"
ELSEIF CUR_MONTHNUM = 08 then fill "July YEAR minus 1 year"
ELSEIF CUR_MONTHNUM = 09 then fill "August YEAR minus 1 year"
ELSEIF CUR_MONTHNUM = 10 then fill "September YEAR minus 1 year"
ELSEIF CUR_MONTHNUM = 11 then fill "October YEAR minus 1 year"
ELSEIF CUR_MONTHNUM = 12 then fill "November YEAR minus 1 year"

Fills: YOU_ANYONE

Instructions: IF NUMHOUSE = 1 then fill "you"
ELSE fill "you or anyone in your household"

Type: Enumerated

Length: 1

Answer List: TYesNo

Value:	Mnemonic:	Description:
1	Yes	Yes

2	No	No
---	----	----

- Don't Know
- Refuse
- Empty

- On Input
- On Output

Array:

Skip Instructions: 1: Goto E01_COST

```
2,DK,RF: IF Ask_E[02] = 1 then goto PSCATE02
        ELSEIF Ask_E[06] = 1 then goto PSCATE06
        ELSEIF Ask_E[05] = 1 then goto PSCATE05
        ELSEIF Ask_E[04] = 1 then goto PSCATE04
        ELSEIF Ask_E[07] = 1 then goto PSCATE07
        ELSE goto END_POPGRP4
```

Instrument SAS Name: PSCATE01

Destination Data Set: POP4

Field

E01_COST
BSECT20C.BLP_POPGRP4.E01_COST

Description: Purchase price

Form Pane Label: Cost

SAS Name: E01_COST

Tag Name: E01_COST

Inherited Universe:

Universe: PSCATE01 = 1

Universe Description: HH did purchase college textbooks in the last 12 months

Question Text: In the last 12 MONTHS, how much did ^YOU_YRCU spend on your last purchase of college or university textbooks?

Fills: YOU_YRCU

Instructions: IF NUMHOUSE = 1 then fill "you"
ELSE fill "your household"

Type: Integer

Length: 7

Min: 1

Max: 999999

Don't Know

Refuse

Empty

On Input

On Output

Array:

Special Instructions: Display a \$ and comma in the entry field

Skip Instructions: IF ENTRY lt 5 or gt 500 then goto ERR1_E01COST

ELSE goto E01STORE

Instrument SAS Name: E01_COST

Destination Data Set: POP4

ERR1_E01COST

Check

BSECT20C.BLP_POPGRP4.ERR1_E01COST

Description: Out of Range Check

Inherited Universe:

Universe: (E01_COST lt 5 or E01_COST gt 500) AND E01_COST <> DK AND E01_COST <> RF

Universe Description:

Text: THE VALUE ENTERED IS UNUSUALLY HIGH OR LOW

PLEASE VERIFY AND IF CORRECT, ENTER ITEM LEVEL NOTE

Check Instructions:

Type: Soft

Skip Instructions: Suppress: Goto E01STORE

All others, go back to E01_COST

Field

E01STORE

BSECT20C.BLP_POPGRP4.E01STORE

Description: Where Purchased

Form Pane Label: Business

SAS Name: E01STORE

Tag Name: E01STORE

Inherited Universe:

Universe: PSCATE01 = 1

Universe Description: HH did purchase college textbooks in the last 12 months

Question Text: What is the name of the business where this was last purchased?

✦ Enter store, website, or company name

Type: String

Length: 45

Don't Know

Refuse

Empty

On Input

On Output

Array:

Special Instructions: IF uppercase entry contains ".COM" then set E01PURCH = 1
and "keep" and "Show"

Skip Instructions: IF Uppercase Entry does not contains ".COM" and is not a DK
or RF then goto E01PURCH

ELSEIF Ask_E[02] = 1 then goto PSCATE02

ELSEIF Ask_E[06] = 1 then goto PSCATE06

ELSEIF Ask_E[05] = 1 then goto PSCATE05

ELSEIF Ask_E[04] = 1 then goto PSCATE04

ELSEIF Ask_E[07] = 1 then goto PSCATE07

ELSE goto END_POPGRP4

Instrument SAS Name: E01STORE

Destination Data Set: POP4

Field

E01PURCH

BSECT20C.BLP_POPGRP4.E01PURCH

Description: Purchased Online or in person

Form Pane Label: Online

SAS Name: E01PURCH

Tag Name: E01PURCH

Inherited Universe:

Universe: E01STORE = RESPONSE and
(Uppercase entry in E01STORE does not contain ".COM")

Universe Description: Business name is not DK, RF or .COM

Question Text: Was this paid for -

Type: Enumerated

Length: 1

Answer List: Tonline

Value:	Mnemonic:	Description:
1	Online	Online?
2	InPerson	In person?
3	MailTel	By mail or telephone order?
4	Other	Other

- Don't Know
- Refuse
- Empty

- On Input
- On Output

Array:

Special Instructions: Answer list descriptions for options 1-3 should be bold black

Skip Instructions: 1,3,4,DK,RF: IF Ask_E[02] = 1 then goto PSCATE02
ELSEIF Ask_E[06] = 1 then goto PSCATE06
ELSEIF Ask_E[05] = 1 then goto PSCATE05
ELSEIF Ask_E[04] = 1 then goto PSCATE04
ELSEIF Ask_E[07] = 1 then goto PSCATE07

ELSE goto END_POPGRP4

2: Goto E01LOC

Instrument SAS Name: E01PURCH

Destination Data Set: POP4

Field

E01LOC
BSECT20C.BLP_POPGRP4.E01LOC

Description: Purchase location - City

Form Pane Label: Location - City

SAS Name: E01LOC

Tag Name: E01LOC

Inherited Universe:

Universe: E01PURCH = 2

Universe Description: Paid for in person

Question Text: In what city is ^E01STORE_Fill located?

Fills: E01STORE_Fill

Instructions: Fill entry in E01STORE

Type: String

Length: 45

Don't Know
 Refuse
 Empty

On Input
 On Output

Array:

Skip Instructions: Goto E01LOCST

Instrument SAS Name: E01LOC

Destination Data Set: POP4

E01LOCST

Field

BSECT20C.BLP_POPGRP4.E01LOCST

Description: Purchase location - State

Form Pane Label: State

SAS Name: E01LOCST

Tag Name: E01LOCST

Inherited Universe:

Universe: E01PURCH = 2

Universe Description: Paid for in person

Help Screen: H_DESTCODE

Question Text: ? [F1]

In what state is ^E01STORE_Fill located?

[Enter the two character state abbreviation](#)

Fills: E01STORE_Fill

Instructions: Fill entry in E01STORE

Type: String

Length: 2

- Don't Know
- Refuse
- Empty

- On Input
- On Output

Array:

Special Instructions: Use answer type TState - STRING[2], display width 4

Skip Instructions: IF entry is not a valid state abbreviation then
goto CK_E01LOCST

ELSEIF Ask_E[02] = 1 then goto PSCATE02

ELSEIF Ask_E[06] = 1 then goto PSCATE06

ELSEIF Ask_E[05] = 1 then goto PSCATE05

ELSEIF Ask_E[04] = 1 then goto PSCATE04

ELSEIF Ask_E[07] = 1 then goto PSCATE07

ELSE goto END_POPGRP4

Instrument SAS Name: E01LOCST

Destination Data Set: POP4

CK_E01LOCST

Check

BSECT20C.BLP_POPGRP4.CK_E01LOCST

Description: Not a valid state abbreviation

Inherited Universe:

Universe: (Entry in E01LOCST is not a valid state abbreviation) AND E01LOCST <> DK AND E01LOCST <> RF

Universe Description: State abbreviation entered is not valid

Text: * [Not a valid state abbreviation](#)

Check Instructions:

Type: Hard

Skip Instructions: Go back to E01LOCST

Field

PSCATE02

BSECT20C.BLP_POPGRP4.PSCATE02

Description: Purchased any textbooks for elementary through high school in the last 12 months

Form Pane Label: Grade School Books

SAS Name: PSCATE02

Tag Name: PSCATE02

Inherited Universe:

Universe: Ask_E[02] = yes

Universe Description: School books, supplies, or equipment for Elementary through high school not reported in section 16 (Item = 8)

Question Text: ^PSCATE02Intro_Fill have ^YOU_ANYONE purchased any textbooks for elementary through high school?

Fills: YOU_ANYONE

Instructions: IF NUMHOUSE = 1 then fill "you"
ELSE fill "you or anyone in your household"

Fills: PSCATE02Intro_Fill

Instructions: If PSCATE01 = EMPTY then fill "Now, please think about the last 12 months, since the first of ^TwelveMonthsAgo"
ELSE fill "In the last 12 MONTHS,"

Fills: TwelveMonthsAgo

Instructions: IF CUR_MONTHNUM = 01 then fill "December YEAR minus 2 years"
IF CUR_MONTHNUM = 02 then fill "January YEAR minus 1 year"
IF CUR_MONTHNUM = 03 then fill "February YEAR minus 1 year"
ELSEIF CUR_MONTHNUM = 04 then fill "March YEAR minus 1 year"
ELSEIF CUR_MONTHNUM = 05 then fill "April YEAR minus 1 year"
ELSEIF CUR_MONTHNUM = 06 then fill "May YEAR minus 1 year"
ELSEIF CUR_MONTHNUM = 07 then fill "June YEAR minus 1 year"
ELSEIF CUR_MONTHNUM = 08 then fill "July YEAR minus 1 year"
ELSEIF CUR_MONTHNUM = 09 then fill "August YEAR minus 1 year"
ELSEIF CUR_MONTHNUM = 10 then fill "September YEAR minus 1 year"
ELSEIF CUR_MONTHNUM = 11 then fill "October YEAR minus 1 year"
ELSEIF CUR_MONTHNUM = 12 then fill "November YEAR minus 1 year"

Type: Enumerated

Length: 1

Answer List: TYesNo

Value:	Mnemonic:	Description:
1	Yes	Yes
2	No	No

- Don't Know
- Refuse
- Empty

- On Input
- On Output

Array:

Skip Instructions: 1: Goto E02_COST

```
2,DK,RF: IF Ask_E[06] = 1 then goto PSCATE06
          ELSEIF Ask_E[05] = 1 then goto PSCATE05
          ELSEIF Ask_E[04] = 1 then goto PSCATE04
          ELSEIF Ask_E[07] = 1 then goto PSCATE07
          ELSE goto END_POPGRP4
```

Instrument SAS Name: PSCATE02

Destination Data Set: POP4

Field

E02_COST
BSECT20C.BLP_POPGRP4.E02_COST

Description: Purchase price

Form Pane Label: Cost

SAS Name: E02_COST

Tag Name: E02_COST

Inherited Universe:

Universe: PSCATE02 = 1

Universe Description: HH did purchase textbooks for elementary through high school in the last 12 months

Question Text: In the last 12 MONTHS, how much did ^YOU_YRCU spend on your last purchase of textbooks for elementary through high school?

Fills: YOU_YRCU

Instructions: IF NUMHOUSE = 1 then fill "you"
ELSE fill "your household"

Type: Integer

Length: 7

Min: 1

Max: 999999

Don't Know

Refuse

Empty

On Input

On Output

Array:

Special Instructions: Display a \$ and comma in the entry field

Skip Instructions: IF ENTRY lt 5 or gt 500 then goto ERR1_E02COST

ELSE goto E02STORE

Instrument SAS Name: E02_COST

Destination Data Set: POP4

ERR1_E02COST

Check

BSECT20C.BLP_POPGRP4.ERR1_E02COST

Description: Out of Range Check

Inherited Universe:

Universe: (E02_COST lt 5 or E02_COST gt 500) AND E02_COST <> DK AND E02_COST <>
RF

Universe Description:

Text: THE VALUE ENTERED IS UNUSUALLY HIGH OR LOW

PLEASE VERIFY AND IF CORRECT, ENTER ITEM LEVEL NOTE

Check Instructions:

Type: Soft

Skip Instructions: Suppress: Goto E02STORE

All others, go back to E02_COST

Field

E02STORE

BSECT20C.BLP_POPGRP4.E02STORE

Description: Where Purchased

Form Pane Label: Business

SAS Name: E02STORE

Tag Name: E02STORE

Inherited Universe:

Universe: PSCATE02 = 1

Universe Description: HH did purchase textbooks for elementary through high school in the last 12 months

Question Text: What is the name of the business where this was last purchased?

✦ Enter store, website, or company name

Type: String

Length: 45

Don't Know

Refuse

Empty

On Input

On Output

Array:

Special Instructions: IF uppercase entry contains ".COM" then set E02PURCH = 1
and "keep" and "Show"

Skip Instructions: IF Uppercase Entry does not contains ".COM" and is not a DK or RF then goto
E02PURCH

ELSEIF Ask_E[06] = 1 then goto PSCATE06

ELSEIF Ask_E[05] = 1 then goto PSCATE05

ELSEIF Ask_E[04] = 1 then goto PSCATE04

ELSEIF Ask_E[07] = 1 then goto PSCATE07

ELSE goto END_POPGRP4

Instrument SAS Name: E02STORE

Destination Data Set: POP4

Field

E02PURCH

BSECT20C.BLP_POPGRP4.E02PURCH

Description: Purchased Online or in person

Form Pane Label: Online

SAS Name: E02PURCH

Tag Name: E02PURCH

Inherited Universe:

Universe: E02STORE = RESPONSE and
(Uppercase entry in E02STORE does not contain ".COM")

Universe Description: Business name is not DK, RF or .COM

Question Text: Was this paid for -

Type: Enumerated

Length: 1

Answer List: Tonline

Value:	Mnemonic:	Description:
1	Online	Online?
2	InPerson	In person?
3	MailTel	By mail or telephone order?
4	Other	Other

- Don't Know
- Refuse
- Empty

- On Input
- On Output

Array:

Special Instructions: Answer list descriptions for options 1-3 should be bold black

Skip Instructions: 1,3,4,DK,RF: IF Ask_E[06] = 1 then goto PSCATE06
ELSEIF Ask_E[05] = 1 then goto PSCATE05
ELSEIF Ask_E[04] = 1 then goto PSCATE04
ELSEIF Ask_E[07] = 1 then goto PSCATE07
ELSE goto END_POPGRP4

2: Goto E02LOC

Instrument SAS Name: E02PURCH

Destination Data Set: POP4

Field

E02LOC
BSECT20C.BLP_POPGRP4.E02LOC

Description: Purchase location - City

Form Pane Label: Location - City

SAS Name: E02LOC

Tag Name: E02LOC

Inherited Universe:

Universe: E02PURCH = 2

Universe Description: Paid for in person

Question Text: In what city is ^E02STORE_Fill located?

Fills: E02STORE_Fill

Instructions: Fill entry in E02STORE

Type: String

Length: 45

Don't Know
 Refuse
 Empty

On Input
 On Output

Array:

Skip Instructions: Goto E02LOCST

Instrument SAS Name: E02LOC

Destination Data Set: POP4

E02LOCST

Field

BSECT20C.BLP_POPGRP4.E02LOCST

Description: Purchase location - State

Form Pane Label: State

SAS Name: E02LOCST

Tag Name: E02LOCST

Inherited Universe:

Universe: E02PURCH = 2

Universe Description: Paid for in person

Help Screen: H_DESTCODE

Question Text: ? [F1]

In what state is ^E02STORE_Fill located?

[Enter the two character state abbreviation](#)

Fills: E02STORE_Fill

Instructions: Fill entry in E02STORE

Type: String

Length: 2

- Don't Know
- Refuse
- Empty

- On Input
- On Output

Array:

Special Instructions: Use answer type TState - STRING[2], display width 4

Skip Instructions: IF entry is not a valid state abbreviation then
goto CK_E02LOCST

ELSEIF Ask_E[06] = 1 then goto PSCATE06

ELSEIF Ask_E[05] = 1 then goto PSCATE05

ELSEIF Ask_E[04] = 1 then goto PSCATE04

ELSEIF Ask_E[07] = 1 then goto PSCATE07

ELSE goto END_POPGRP4

Instrument SAS Name: E02LOCST

Destination Data Set: POP4

CK_E02LOCST

Check

BSECT20C.BLP_POPGRP4.CK_E02LOCST

Description: Not a valid state abbreviation

Inherited Universe:

Universe: (Entry in E02LOCST is not a valid state abbreviation) AND E02LOCST <> DK AND E02LOCST <> RF

Universe Description: State abbreviation entered is not valid

Text: * [Not a valid state abbreviation](#)

Check Instructions:

Type: Hard

Skip Instructions: Go back to E02LOCST

Field

PSCATE06

BSECT20C.BLP_POPGRP4.PSCATE06

Description: Any expenses for day care in the last 12 months

Form Pane Label: Day Care

SAS Name: PSCATE06

Tag Name: PSCATE06

Inherited Universe:

Universe: Ask_E[06] = yes

Universe Description: Tuition of child day care, nursery or preschool not reported in section 16 (Item = 3)

Question Text: ^PSCATE06Intro_Fill have ^YOU_ANYONE had any expenses for day care providers including nursery school?

Fills: YOU_ANYONE

Instructions: IF NUMHOUSE = 1 then fill "you"
ELSE fill "you or anyone in your household"

Fills: PSCATE06Intro_Fill

Instructions: If PSCATE01 = EMPTY AND PSCATE02 = EMPTY then fill "Now, please think about the last 12 months, since the first of ^TwelveMonthsAgo"
ELSE fill "In the last 12 MONTHS,"

Fills: TwelveMonthsAgo

Instructions: IF CUR_MONTHNUM = 01 then fill "December YEAR minus 2 years"
IF CUR_MONTHNUM = 02 then fill "January YEAR minus 1 year"
IF CUR_MONTHNUM = 03 then fill "February YEAR minus 1 year"
ELSEIF CUR_MONTHNUM = 04 then fill "March YEAR minus 1 year"
ELSEIF CUR_MONTHNUM = 05 then fill "April YEAR minus 1 year"
ELSEIF CUR_MONTHNUM = 06 then fill "May YEAR minus 1 year"
ELSEIF CUR_MONTHNUM = 07 then fill "June YEAR minus 1 year"
ELSEIF CUR_MONTHNUM = 08 then fill "July YEAR minus 1 year"
ELSEIF CUR_MONTHNUM = 09 then fill "August YEAR minus 1 year"
ELSEIF CUR_MONTHNUM = 10 then fill "September YEAR minus 1 year"
ELSEIF CUR_MONTHNUM = 11 then fill "October YEAR minus 1 year"
ELSEIF CUR_MONTHNUM = 12 then fill "November YEAR minus 1 year"

Type: Enumerated

Length: 1

Answer List: TYesNo

Value:	Mnemonic:	Description:
1	Yes	Yes
2	No	No

- Don't Know
- Refuse
- Empty

- On Input
- On Output

Array:

Skip Instructions: 1: Goto E06_COST

2,DK,RF: IF Ask_E[05] = 1 then goto PSCATE05
ELSEIF Ask_E[04] = 1 then goto PSCATE04
ELSEIF Ask_E[07] = 1 then goto PSCATE07
ELSE goto END_POPGRP4

Instrument SAS Name: PSCATE06

Destination Data Set: POP4

Field

E06_COST
BSECT20C.BLP_POPGRP4.E06_COST

Description: Purchase price

Form Pane Label: Cost

SAS Name: E06_COST

Tag Name: E06_COST

Inherited Universe:

Universe: PSCATE06 = 1

Universe Description: HH had expenses for day care providers in the last 12 months

Question Text: In the last 12 MONTHS, how much was ^YR_YRCUS last expense for day care providers including nursery school?

Fills: YR_YRCUS

Instructions: IF NUMHOUSE = 1 then fill "your"
ELSE fill "your household's"

Type: Integer

Length: 7

Min: 1

Max: 999999

Don't Know

Refuse

Empty

On Input

On Output

Array:

Special Instructions: Display a \$ and comma in the entry field

Skip Instructions: IF ENTRY lt 30 or gt 6000 then goto ERR1_E06COST

ELSE goto E06STORE

Instrument SAS Name: E06_COST

Destination Data Set: POP4

ERR1_E06COST

Check

BSECT20C.BLP_POPGRP4.ERR1_E06COST

Description: Out of Range Check

Inherited Universe:

Universe: (E06_COST lt 30 or E06_COST gt 6000) AND E06_COST <> DK AND E06_COST <> RF

Universe Description:

Text: THE VALUE ENTERED IS UNUSUALLY HIGH OR LOW

PLEASE VERIFY AND IF CORRECT, ENTER ITEM LEVEL NOTE

Check Instructions:

Type: Soft

Skip Instructions: Suppress: Goto E06STORE

All others, go back to E06_COST

Field

E06STORE

BSECT20C.BLP_POPGRP4.E06STORE

Description: Where Purchased

Form Pane Label: Business

SAS Name: E06STORE

Tag Name: E06STORE

Inherited Universe:

Universe: PSCATE06 = 1

Universe Description: HH had expenses for day care providers in the last 12 months

Question Text: What is the name of the business where ^YOU_YRCU had this expense?

✦ Enter store, website, or company name

Fills: YOU_YRCU

Instructions: IF NUMHOUSE = 1 then fill "you"
ELSE fill "your household"

Type: String

Length: 45

Don't Know

Refuse

Empty

On Input

On Output

Array:

Special Instructions: IF uppercase entry contains ".COM" then set E06PURCH = 1
and "keep" and "Show"

Skip Instructions: IF Uppercase Entry does not contains ".COM" and is not a DK or RF then goto
E06PURCH

ELSEIF Ask_E[05] = 1 then goto PSCATE05

ELSEIF Ask_E[04] = 1 then goto PSCATE04

ELSEIF Ask_E[07] = 1 then goto PSCATE07

ELSE goto END_POPGRP4

Instrument SAS Name: E06STORE

Destination Data Set: POP4

Field

E06PURCH

BSECT20C.BLP_POPGRP4.E06PURCH

Description: Purchased Online or in person

Form Pane Label: Online

SAS Name: E06PURCH

Tag Name: E06PURCH

Inherited Universe:

Universe: E06STORE = RESPONSE and
(Uppercase entry in E06STORE does not contain ".COM")

Universe Description: Business name is not DK, RF or .COM

Question Text: Was this paid for -

Type: Enumerated

Length: 1

Answer List: Tonline

Value:	Mnemonic:	Description:
1	Online	Online?
2	InPerson	In person?
3	MailTel	By mail or telephone order?
4	Other	Other

- Don't Know
- Refuse
- Empty

- On Input
- On Output

Array:

Special Instructions: Answer list descriptions for options 1-3 should be bold black

Skip Instructions: 1,3,4,DK,RF: IF Ask_E[05] = 1 then goto PSCATE05
ELSEIF Ask_E[04] = 1 then goto PSCATE04
ELSEIF Ask_E[07] = 1 then goto PSCATE07
ELSE goto END_POPGRP4

2: Goto E06LOC

Instrument SAS Name: E06PURCH

Destination Data Set: POP4

Field

E06LOC
BSECT20C.BLP_POPGRP4.E06LOC

Description: Purchase location - City

Form Pane Label: Location - City

SAS Name: E06LOC

Tag Name: E06LOC

Inherited Universe:

Universe: E06PURCH = 2

Universe Description: Paid for in person

Question Text: In what city is ^E06STORE_Fill located?

Fills: E06STORE_Fill

Instructions: Fill entry in E06STORE

Type: String

Length: 45

Don't Know
 Refuse
 Empty

On Input
 On Output

Array:

Skip Instructions: Goto E06LOCST

Instrument SAS Name: E06LOC

Destination Data Set: POP4

E06LOCST

Field

BSECT20C.BLP_POPGRP4.E06LOCST

Description: Purchase location - State

Form Pane Label: State

SAS Name: E06LOCST

Tag Name: E06LOCST

Inherited Universe:

Universe: E06PURCH = 2

Universe Description: Paid for in person

Help Screen: H_DESTCODE

Question Text: ? [F1]

In what state is ^E06STORE_Fill located?

[Enter the two character state abbreviation](#)

Fills: E06STORE_Fill

Instructions: Fill entry in E06STORE

Type: String

Length: 2

- Don't Know
- Refuse
- Empty

- On Input
- On Output

Array:

Special Instructions: Use answer type TState - STRING[2], display width 4

Skip Instructions: IF entry is not a valid state abbreviation then
goto CK_E06LOCST

ELSEIF Ask_E[05] = 1 then goto PSCATE05

ELSEIF Ask_E[04] = 1 then goto PSCATE04

ELSEIF Ask_E[07] = 1 then goto PSCATE07

ELSE goto END_POPGRP4

Instrument SAS Name: E06LOCST

Destination Data Set: POP4

CK_E06LOCST

Check

BSECT20C.BLP_POPGRP4.CK_E06LOCST

Description: Not a valid state abbreviation

Inherited Universe:

Universe: (Entry in E06LOCST is not a valid state abbreviation) AND E06LOCST <> DK AND E06LOCST <> RF

Universe Description: State abbreviation entered is not valid

Text: * [Not a valid state abbreviation](#)

Check Instructions:

Type: Hard

Skip Instructions: Go back to E06LOCST

Field

PSCATE05
BSECT20C.BLP_POPGRP4.PSCATE05

Description: Had any expenses for tuition for elementary through high school in the last 12 months

Form Pane Label: Grade Sch Tuition

SAS Name: PSCATE05

Tag Name: PSCATE05

Inherited Universe:

Universe: Ask_E[05] = yes

Universe Description: Tuition and other school related expenses for elementary through high school not reported in section 16
(Item = 3 or 9)

Question Text: ^PSCATE05Intro_Fill have ^YOU_ANYONE had any expenses for tuition or fixed fees for elementary through high school?

Fills: PSCATE05Intro_Fill

Instructions: If PSCATE01 = EMPTY AND PSCATE02 = EMPTY AND PSCATE06 = EMPTY then fill "Now, please think about the last 12 months, since the first of ^TwelveMonthsAgo"
ELSE fill "In the last 12 MONTHS,"

Fills: TwelveMonthsAgo

Instructions: IF CUR_MONTHNUM = 01 then fill "December YEAR minus 2 years"
IF CUR_MONTHNUM = 02 then fill "January YEAR minus 1 year"
IF CUR_MONTHNUM = 03 then fill "February YEAR minus 1 year"
ELSEIF CUR_MONTHNUM = 04 then fill "March YEAR minus 1 year"
ELSEIF CUR_MONTHNUM = 05 then fill "April YEAR minus 1 year"
ELSEIF CUR_MONTHNUM = 06 then fill "May YEAR minus 1 year"
ELSEIF CUR_MONTHNUM = 07 then fill "June YEAR minus 1 year"
ELSEIF CUR_MONTHNUM = 08 then fill "July YEAR minus 1 year"
ELSEIF CUR_MONTHNUM = 09 then fill "August YEAR minus 1 year"
ELSEIF CUR_MONTHNUM = 10 then fill "September YEAR minus 1 year"
ELSEIF CUR_MONTHNUM = 11 then fill "October YEAR minus 1 year"
ELSEIF CUR_MONTHNUM = 12 then fill "November YEAR minus 1 year"

Fills: YOU_ANYONE

Instructions: IF NUMHOUSE = 1 then fill "you"
ELSE fill "you or anyone in your household"

Type: Enumerated
Length: 1

Answer List: TYesNo

Value:	Mnemonic:	Description:
1	Yes	Yes
2	No	No

- Don't Know
- Refuse
- Empty

- On Input
- On Output

Array:

Skip Instructions: 1: Goto E05_COST

2,DK,RF: IF Ask_E[04] = 1 then goto PSCATE04
ELSEIF Ask_E[07] = 1 then goto PSCATE07
ELSE goto END_POPGRP4

Instrument SAS Name: PSCATE05

Destination Data Set: POP4

Field

E05_COST
BSECT20C.BLP_POPGRP4.E05_COST

Description: Purchase price

Form Pane Label: Cost

SAS Name: E05_COST

Tag Name: E05_COST

Inherited Universe:

Universe: PSCATE05 = 1

Universe Description: HH did have expenses for tuition or fixed fees for elementary through high school in the last 12 months

Question Text: In the last 12 MONTHS, how much was ^YR_YRCUS last expense for tuition or fixed fees for elementary through high school?

Fills: YR_YRCUS

Instructions: IF NUMHOUSE = 1 then fill "your"
ELSE fill "your household's"

Type: Integer

Length: 7

Min: 1

Max: 999999

- Don't Know
- Refuse
- Empty

- On Input
- On Output

Array:

Special Instructions: Display a \$ and comma in the entry field

Skip Instructions: IF ENTRY lt 5 or gt 6000 then goto ERR1_E05COST

ELSE goto E05STORE

Instrument SAS Name: E05_COST

Destination Data Set: POP4

Check

ERR1_E05COST
BSECT20C.BLP_POPGRP4.ERR1_E05COST

Description: Out of Range Check

Inherited Universe:

Universe: (E05_COST lt 5 or E05_COST gt 6000) AND E05_COST <> DK AND E05_COST <> RF

Universe Description:

Text: THE VALUE ENTERED IS UNUSUALLY HIGH OR LOW

PLEASE VERIFY AND IF CORRECT, ENTER ITEM LEVEL NOTE

Check Instructions:

Type: Soft

Skip Instructions: Suppress: Goto E05STORE

All others, go back to E05_COST

E05STORE

Field

BSECT20C.BLP_POPGRP4.E05STORE

Description: Where Purchased

Form Pane Label: Business

SAS Name: E05STORE

Tag Name: E05STORE

Inherited Universe:

Universe: PSCATE05 = 1

Universe Description: HH did have expenses for tuition or fixed fees for elementary through high school in the last 12 months

Question Text: What is the name of the business where ^YOU_YRCU had this expense?

✦ Enter store, website, or company name

Fills: YOU_YRCU

Instructions: IF NUMHOUSE = 1 then fill "you"
ELSE fill "your household"

Type: String

Length: 45

- Don't Know
- Refuse
- Empty

- On Input
- On Output

Array:

Special Instructions: IF uppercase entry contains ".COM" then set E05PURCH = 1 and "keep" and "Show"

Skip Instructions: IF uppercase entry does not contains ".COM" and is not a DK or RF then goto E05PURCH

ELSEIF Ask_E[04] = 1 then goto PSCATE04

ELSEIF Ask_E[07] = 1 then goto PSCATE07

ELSE goto END_POPGRP4

Instrument SAS Name: E05STORE

Destination Data Set: POP4

E05PURCH

Field

BSECT20C.BLP_POPGRP4.E05PURCH

Description: Purchased Online or in person

Form Pane Label: Online

SAS Name: E05PURCH

Tag Name: E05PURCH

Inherited Universe:

Universe: E05STORE = RESPONSE and
(Uppercase entry in E05STORE does not contain ".COM")

Universe Description: Business name is not DK, RF or .COM

Question Text: Was this paid for -

Type: Enumerated

Length: 1

Answer List: Tonline

Value:	Mnemonic:	Description:
1	Online	Online?
2	InPerson	In person?
3	MailTel	By mail or telephone order?
4	Other	Other

- Don't Know
- Refuse
- Empty

- On Input
- On Output

Array:

Special Instructions: Answer list descriptions for options 1-3 should be bold black

Skip Instructions: 1,3,4,DK,RF: IF Ask_E[04] = 1 then goto PSCATE04
ELSEIF Ask_E[07] = 1 then goto PSCATE07
ELSE goto END_POPGRP4

2: Goto E05LOC

Instrument SAS Name: E05PURCH

Destination Data Set: POP4

E05LOC

Field

BSECT20C.BLP_POPGRP4.E05LOC

Description: Purchase location - City

Form Pane Label: Location - City

SAS Name: E05LOC

Tag Name: E05LOC

Inherited Universe:

Universe: E05PURCH = 2

Universe Description: Paid for in person

Question Text: In what city is ^E05STORE_Fill located?

Fills: E05STORE_Fill

Instructions: Fill entry in E05STORE

Type: String

Length: 45

- Don't Know
- Refuse
- Empty

- On Input
- On Output

Array:

Skip Instructions: Goto E05LOCST

Instrument SAS Name: E05LOC

Destination Data Set: POP4

Field

E05LOCST

BSECT20C.BLP_POPGRP4.E05LOCST

Description: Purchase location - State

Form Pane Label: State

SAS Name: E05LOCST

Tag Name: E05LOCST

Inherited Universe:

Universe: E05PURCH = 2

Universe Description: Paid for in person

Help Screen: H_DESTCODE

Question Text: ? [F1]

In what state is ^E05STORE_Fill located?

[Enter the two character state abbreviation](#)

Fills: E05STORE_Fill

Instructions: Fill entry in E05STORE

Type: String

Length: 2

- Don't Know
- Refuse
- Empty

- On Input
- On Output

Array:

Special Instructions: Use answer type TState - STRING[2], display width 4

Skip Instructions: IF entry is not a valid state abbreviation then
goto CK_E05LOCST

ELSEIF Ask_E[04] = 1 then goto PSCATE04

ELSEIF Ask_E[07] = 1 then goto PSCATE07

ELSE goto END_POPGRP4

Instrument SAS Name: E05LOCST

Destination Data Set: POP4

Check

CK_E05LOCST
BSECT20C.BLP_POPGRP4.CK_E05LOCST

Description: Not a valid state abbreviation

Inherited Universe:

Universe: (Entry in E05LOCST is not a valid state abbreviation) AND E05LOCST <> DK AND E05LOCST <> RF

Universe Description: State abbreviation entered is not valid

Text: * [Not a valid state abbreviation](#)

Check Instructions:

Type: Hard

Skip Instructions: Go back to E05LOCST

PSCATE04

Field

BSECT20C.BLP_POPGRP4.PSCATE04

Description: Had any expenses for college tuition in the last 12 months

Form Pane Label: College Tuition

SAS Name: PSCATE04

Tag Name: PSCATE04

Inherited Universe:

Universe: Ask_E[04] = yes

Universe Description: Tuition and other school related expenses for elementary through high school not reported in section 16
(Item = 3 or 9)

Question Text: ^PSCATE04Intro_Fill have ^YOU_ANYONE had any expenses for tuition or fixed fees for college or university?

Fills: PSCATE04Intro_Fill

Instructions: If PSCATE01 = EMPTY AND PSCATE02 = EMPTY AND PSCATE06 = EMPTY AND PSCATE05 = EMPTY then fill "Now, please think about the last 12 months, since the first of ^TwelveMonthsAgo"
ELSE fill "In the last 12 MONTHS,"

Fills: TwelveMonthsAgo

Instructions: IF CUR_MONTHNUM = 01 then fill "December YEAR minus 2 years"
IF CUR_MONTHNUM = 02 then fill "January YEAR minus 1 year"
IF CUR_MONTHNUM = 03 then fill "February YEAR minus 1 year"
ELSEIF CUR_MONTHNUM = 04 then fill "March YEAR minus 1 year"
ELSEIF CUR_MONTHNUM = 05 then fill "April YEAR minus 1 year"
ELSEIF CUR_MONTHNUM = 06 then fill "May YEAR minus 1 year"
ELSEIF CUR_MONTHNUM = 07 then fill "June YEAR minus 1 year"
ELSEIF CUR_MONTHNUM = 08 then fill "July YEAR minus 1 year"
ELSEIF CUR_MONTHNUM = 09 then fill "August YEAR minus 1 year"
ELSEIF CUR_MONTHNUM = 10 then fill "September YEAR minus 1 year"
ELSEIF CUR_MONTHNUM = 11 then fill "October YEAR minus 1 year"
ELSEIF CUR_MONTHNUM = 12 then fill "November YEAR minus 1 year"

Fills: YOU_ANYONE

Instructions: IF NUMHOUSE = 1 then fill "you"
ELSE fill "you or anyone in your household"

Type: Enumerated
Length: 1

Answer List: TYesNo

Value:	Mnemonic:	Description:
1	Yes	Yes
2	No	No

- Don't Know
- Refuse
- Empty

- On Input
- On Output

Array:

Skip Instructions: 1: Goto E04_COST

2,DK,RF: IF Ask_E[07] = 1 then goto PSCATE07
ELSE goto END_POPGRP4

Instrument SAS Name: PSCATE04

Destination Data Set: POP4

E04_COST

Field

BSECT20C.BLP_POPGRP4.E04_COST

Description: Purchase price

Form Pane Label: Cost

SAS Name: E04_COST

Tag Name: E04_COST

Inherited Universe:

Universe: PSCATE04 = 1

Universe Description: HH did have expenses for tuition or fixed fees for college or university in the last 12 months

Question Text: In the last 12 MONTHS, how much was ^YR_YRCUS last expense for tuition or fixed fees for college or university?

Fills: YR_YRCUS

Instructions: IF NUMHOUSE = 1 then fill "your"
ELSE fill "your household's"

Type: Integer

Length: 7

Min: 1

Max: 999999

- Don't Know
- Refuse
- Empty

- On Input
- On Output

Array:

Special Instructions: Display a \$ and comma in the entry field

Skip Instructions: IF ENTRY lt 5 or gt 6000 then goto ERR1_E04COST

ELSE goto E04STORE

Instrument SAS Name: E04_COST

Destination Data Set: POP4

ERR1_E04COST

Check

BSECT20C.BLP_POPGRP4.ERR1_E04COST

Description: Out of Range Check

Inherited Universe:

Universe: (E04_COST lt 5 or E04_COST gt 6000) AND E04_COST <> DK AND E04_COST <>
RF

Universe Description:

Text: THE VALUE ENTERED IS UNUSUALLY HIGH OR LOW

PLEASE VERIFY AND IF CORRECT, ENTER ITEM LEVEL NOTE

Check Instructions:

Type: Soft

Skip Instructions: Suppress: Goto E04STORE

All others, go back to E04_COST

Field

E04STORE
BSECT20C.BLP_POPGRP4.E04STORE

Description: Where Purchased

Form Pane Label: Business

SAS Name: E04STORE

Tag Name: E04STORE

Inherited Universe:

Universe: PSCATE04 = 1

Universe Description: HH did have expenses for tuition or fixed fees for college or university in the last 12 months

Question Text: What is the name of the business where ^YOU_YRCU had this expense?

✦ Enter store, website, or company name

Fills: YOU_YRCU

Instructions: IF NUMHOUSE = 1 then fill "you"
ELSE fill "your household"

Type: String

Length: 45

Don't Know
 Refuse
 Empty

On Input
 On Output

Array:

Special Instructions: IF uppercase entry contains ".COM" then set E04PURCH = 1 and "keep" and "Show"

Skip Instructions: IF uppercase entry does not contains ".COM" and is not a DK or RF then goto E04PURCH

ELSEIF Ask_E[07] = 1 then goto PSCATE07

ELSE goto END_POPGRP4

Instrument SAS Name: E04STORE

Destination Data Set: POP4

Field

E04PURCH
BSECT20C.BLP_POPGRP4.E04PURCH

Description: Purchased Online or in person

Form Pane Label: Online

SAS Name: E04PURCH

Tag Name: E04PURCH

Inherited Universe:

Universe: E04STORE = RESPONSE and
(Uppercase entry in E04STORE does not contain ".COM")

Universe Description: Business name is not DK, RF or .COM

Question Text: Was this paid for -

Type: Enumerated

Length: 1

Answer List: Tonline

Value:	Mnemonic:	Description:
1	Online	Online?
2	InPerson	In person?
3	MailTel	By mail or telephone order?
4	Other	Other

- Don't Know
- Refuse
- Empty

- On Input
- On Output

Array:

Special Instructions: Answer list descriptions for options 1-3 should be bold black

Skip Instructions: 1,3,4,DK,RF: IF Ask_E[07] = 1 then goto PSCATE07
ELSE goto END_POPGRP4

2: Goto E04LOC

Instrument SAS Name: E04PURCH

Destination Data Set: POP4

Field

E04LOC
BSECT20C.BLP_POPGRP4.E04LOC

Description: Purchase location - City

Form Pane Label: Location - City

SAS Name: E04LOC

Tag Name: E04LOC

Inherited Universe:

Universe: E04PURCH = 2

Universe Description: Paid for in person

Question Text: In what city is ^E04STORE_Fill located?

Fills: E04STORE_Fill

Instructions: Fill entry in E04STORE

Type: String

Length: 45

Don't Know
 Refuse
 Empty

On Input
 On Output

Array:

Skip Instructions: Goto E04LOCST

Instrument SAS Name: E04LOC

Destination Data Set: POP4

E04LOCST

Field

BSECT20C.BLP_POPGRP4.E04LOCST

Description: Purchase location - State

Form Pane Label: State

SAS Name: E04LOCST

Tag Name: E04LOCST

Inherited Universe:

Universe: E04PURCH = 2

Universe Description: Paid for in person

Help Screen: H_DESTCODE

Question Text: ? [F1]

In what state is ^E04STORE_Fill located?

[Enter the two character state abbreviation](#)

Fills: E04STORE_Fill

Instructions: Fill entry in E04STORE

Type: String

Length: 2

- Don't Know
- Refuse
- Empty

- On Input
- On Output

Array:

Special Instructions: Use answer type TState - STRING[2], display width 4

Skip Instructions: IF entry is not a valid state abbreviation then
goto CK_E04LOCST

ELSEIF Ask_E[07] = 1 then goto PSCATE07

ELSE goto END_POPGRP4

Instrument SAS Name: E04LOCST

Destination Data Set: POP4

CK_E04LOCST

Check

BSECT20C.BLP_POPGRP4.CK_E04LOCST

Description: Not a valid state abbreviation

Inherited Universe:

Universe: (Entry in E04LOCST is not a valid state abbreviation) AND E04LOCST <> DK AND E04LOCST <> RF

Universe Description: State abbreviation entered is not valid

Text: * [Not a valid state abbreviation](#)

Check Instructions:

Type: Hard

Skip Instructions: Go back to E04LOCST

Field

PSCATE07
BSECT20C.BLP_POPGRP4.PSCATE07

Description: Had any expenses for vocational or technical school tuition in the last 5 years

Form Pane Label: Voc Sch Tuition

SAS Name: PSCATE07

Tag Name: PSCATE07

Inherited Universe:

Universe: Ask_E[07] = yes

Universe Description: Tuition and other school related expenses for vocational or technical school not reported in section 16 (Item = 3 or 9)

Question Text: Now please think about the last five years, since the first ^FiveYearsAgo have ^YOU_ANYONE had any expenses for tuition or fixed fees for technical or vocational school?

Fills: FiveYearsAgo

Instructions: IF CUR_MONTHNUM = 01 then fill "December YEAR minus 6 years"
IF CUR_MONTHNUM = 02 then fill "January YEAR minus 5 years"
IF CUR_MONTHNUM = 03 then fill "February YEAR minus 5 years"
ELSEIF CUR_MONTHNUM = 04 then fill "March YEAR minus 5 years"
ELSEIF CUR_MONTHNUM = 05 then fill "April YEAR minus 5 years"
ELSEIF CUR_MONTHNUM = 06 then fill "May YEAR minus 5 years"
ELSEIF CUR_MONTHNUM = 07 then fill "June YEAR minus 5 years"
ELSEIF CUR_MONTHNUM = 08 then fill "July YEAR minus 5 years"
ELSEIF CUR_MONTHNUM = 09 then fill "August YEAR minus 5 years"
ELSEIF CUR_MONTHNUM = 10 then fill "September YEAR minus 5 years"
ELSEIF CUR_MONTHNUM = 11 then fill "October YEAR minus 5 years"
ELSEIF CUR_MONTHNUM = 12 then fill "November YEAR minus 5 years"

Fills: YOU_ANYONE

Instructions: IF NUMHOUSE = 1 then fill "you"
ELSE fill "you or anyone in your household"

Type: Enumerated

Length: 1

Answer List: TYesNo

Value:	Mnemonic:	Description:
1	Yes	Yes

2	No	No
---	----	----

- Don't Know
- Refuse
- Empty

- On Input
- On Output

Array:

Skip Instructions: 1: Goto E07_COST

2,DK,RF: Goto END_POPGRP4

Instrument SAS Name: PSCATE07

Destination Data Set: POP4

Field

E07_COST
BSECT20C.BLP_POPGRP4.E07_COST

Description: Purchase price

Form Pane Label: Cost

SAS Name: E07_COST

Tag Name: E07_COST

Inherited Universe:

Universe: PSCATE07 = 1

Universe Description: HH did have expenses for tuition or fixed fees for technical or vocational school in the last 5 years

Question Text: In the last FIVE YEARS, how much was ^YR_YRCUS last expense for tuition or fixed fees for technical or vocational school?

Fills: YR_YRCUS

Instructions: IF NUMHOUSE = 1 then fill "your"
ELSE fill "your household's"

Type: Integer

Length: 7

Min: 1

Max: 999999

- Don't Know
- Refuse
- Empty

- On Input
- On Output

Array:

Special Instructions: Display a \$ and comma in the entry field

Skip Instructions: IF ENTRY lt 5 or gt 6000 then goto ERR1_E07COST

ELSE goto E07STORE

Instrument SAS Name: E07_COST

Destination Data Set: POP4

Check

ERR1_E07COST
BSECT20C.BLP_POPGRP4.ERR1_E07COST

Description: Out of Range Check

Inherited Universe:

Universe: (E07_COST lt 5 or E07_COST gt 6000) AND E07_COST <> DK AND E07_COST <> RF

Universe Description:

Text: THE VALUE ENTERED IS UNUSUALLY HIGH OR LOW

PLEASE VERIFY AND IF CORRECT, ENTER ITEM LEVEL NOTE

Check Instructions:

Type: Soft

Skip Instructions: Suppress: Goto E07STORE

All others, go back to E07_COST

E07STORE

Field

BSECT20C.BLP_POPGRP4.E07STORE

Description: Where Purchased

Form Pane Label: Business

SAS Name: E07STORE

Tag Name: E07STORE

Inherited Universe:

Universe: PSCATE07 = 1

Universe Description: HH did have expenses for tuition or fixed fees for technical or vocational school in the last 5 years

Question Text: What is the name of the business where ^YOU_YRCU had this expense?

✦ Enter store, website, or company name

Fills: YOU_YRCU

Instructions: IF NUMHOUSE = 1 then fill "you"
ELSE fill "your household"

Type: String

Length: 45

Don't Know
 Refuse
 Empty

On Input
 On Output

Array:

Special Instructions: IF uppercase entry contains ".COM" then set E07PURCH = 1 and "keep" and "Show"

Skip Instructions: IF uppercase entry does not contains ".COM" and is not a DK or RF then goto E07PURCH

ELSE goto END_POPGRP4

Instrument SAS Name: E07STORE

Destination Data Set: POP4

E07PURCH

Field

BSECT20C.BLP_POPGRP4.E07PURCH

Description: Purchased Online or in person

Form Pane Label: Online

SAS Name: E07PURCH

Tag Name: E07PURCH

Inherited Universe:

Universe: E07STORE = RESPONSE and
(Uppercase entry in E07STORE does not contain ".COM")

Universe Description: Business name is not DK, RF or .COM

Question Text: Was this paid for -

Type: Enumerated

Length: 1

Answer List: Tonline

Value:	Mnemonic:	Description:
1	Online	Online?
2	InPerson	In person?
3	MailTel	By mail or telephone order?
4	Other	Other

- Don't Know
- Refuse
- Empty

- On Input
- On Output

Array:

Special Instructions: Answer list descriptions for options 1-3 should be bold black

Skip Instructions: 1,3,4,DK,RF: Goto END_POPGRP4

2: Goto E07LOC

Instrument SAS Name: E07PURCH

Destination Data Set: POP4

E07LOC

Field

BSECT20C.BLP_POPGRP4.E07LOC

Description: Purchase location - City

Form Pane Label: Location - City

SAS Name: E07LOC

Tag Name: E07LOC

Inherited Universe:

Universe: E07PURCH = 2

Universe Description: Paid for in person

Question Text: In what city is ^E07STORE_Fill located?

Fills: E07STORE_Fill

Instructions: Fill entry in E07STORE

Type: String

Length: 45

- Don't Know
- Refuse
- Empty

- On Input
- On Output

Array:

Skip Instructions: Goto E07LOCST

Instrument SAS Name: E07LOC

Destination Data Set: POP4

Field

E07LOCST
BSECT20C.BLP_POPGRP4.E07LOCST

Description: Purchase location - State

Form Pane Label: State

SAS Name: E07LOCST

Tag Name: E07LOCST

Inherited Universe:

Universe: E07PURCH = 2

Universe Description: Paid for in person

Help Screen: H_DESTCODE

Question Text: ? [F1]

In what state is ^E07STORE_Fill located?

Enter the two character state abbreviation

Fills: E07STORE_Fill

Instructions: Fill entry in E07STORE

Type: String

Length: 2

- Don't Know
- Refuse
- Empty

- On Input
- On Output

Array:

Special Instructions: Use answer type TState - STRING[2], display width 4

Skip Instructions: IF entry is not a valid state abbreviation then
goto CK_E07LOCST

ELSE goto END_POPGRP4

Instrument SAS Name: E07LOCST

Destination Data Set: POP4

Check

CK_E07LOCST
BSECT20C.BLP_POPGRP4.CK_E07LOCST

Description: Not a valid state abbreviation

Inherited Universe:

Universe: (Entry in E07LOCST is not a valid state abbreviation) AND E07LOCST <> DK AND E07LOCST <> RF

Universe Description: State abbreviation entered is not valid

Text: * [Not a valid state abbreviation](#)

Check Instructions:

Type: Hard

Skip Instructions: Go back to E07LOCST

END_POPGRP4

Field

BSECT20C.BLP_POPGRP4.END_POPGRP4

Description: End of Section 20C - Pop Group 4

Form Pane Label:

SAS Name:

Tag Name:

Inherited Universe:

Universe:

Universe Description:

Question Text:

Type: Classification

Length: 0

- Don't Know
- Refuse
- Empty

- On Input
- On Output

Store Instructions: Set complete flag

```
IF Ask_E[01] = no and Ask_E[02] = no and Ask_E[06] = no  
and Ask_E[05] = no and Ask_E[04] = no and  
Ask_E[07] = no THEN set S20C_Complete = 1
```

```
ELSEIF Ask_E[07] = yes THEN:
```

```
IF (PSCATE07 = 2, DK or RF) or  
(E07STORE contains .COM or is DK or RF) or  
(E07PURCH = 1, 3, 4, DK or RF) or  
(E07LOCST = RESPONSE, DK or RF) then  
set S20C_Complete = 1
```

```
ELSE set S20C_Complete = 2  
ENDIF
```

```
ELSEIF Ask_E[04] = yes THEN:
```

```
IF (PSCATE04 = 2, DK or RF) or  
(E04STORE contains .COM or is DK or RF) or  
(E04PURCH = 1, 3, 4, DK or RF) or
```



```
(E04LOCST = RESPONSE, DK or RF) then
  Set S20C_Complete = 1
ELSE set S20C_Compete = 2
ENDIF

ELSEIF Ask_E[05] = yes THEN:
  IF (PSCATE05 = 2, DK or RF) or
    (E05STORE contains .COM or is DK or RF) or
    (E05PURCH = 1, 3, 4, DK or RF) or
    (E05LOCST = RESPONSE, DK or RF) then
    Set S20C_Complete = 1
  ELSE set S20C_Compete = 2
ENDIF

ELSEIF Ask_E[06] = yes THEN:
  IF (PSCATE06 = 2, DK or RF) or
    (E06STORE contains .COM or is DK or RF) or
    (E06PURCH = 1, 3, 4, DK or RF) or
    (E06LOCST = RESPONSE, DK or RF) then
    Set S20C_Complete = 1
  ELSE set S20C_Compete = 2
ENDIF

ELSEIF Ask_E[02] = yes THEN:
  IF (PSCATE02 = 2, DK or RF) or
    (E02STORE contains .COM or is DK or RF) or
    (E02PURCH = 1, 3, 4, DK or RF) or
    (E02LOCST = RESPONSE, DK or RF) then
    Set S20C_Complete = 1
  ELSE set S20C_Compete = 2
ENDIF

ELSEIF Ask_E[01] = yes THEN:
  IF (PSCATE01 = 2, DK or RF) or
    (E01STORE contains .COM or is DK or RF) or
    (E01PURCH = 1, 3, 4, DK or RF) or
    (E01LOCST = RESPONSE, DK or RF) then
    Set S20C_Complete = 1
  ELSE set S20C_Compete = 2
ENDIF
ELSE
  set S20C_Compete = 2
ENDIF
```

Array:

Skip Instructions: Exit section 20C and goto the next appropriate section

POP5_AskFlags

Field

BSECT20C.POP5_AskFlags

Description: Set PopGrp 5 "Ask" flags

Form Pane Label:

SAS Name:

Tag Name:

Inherited Universe:

Universe:

Universe Description:

Question Text:

Type: Classification

Length: 0

- Don't Know
- Refuse
- Empty

- On Input
- On Output

Store Instructions: Set question eligibility flags

```
IF (RT10.POPGRP = 5 or 05) and SECTCOMP[6] = 1 and  
SECTCOMP[18] = 1 THEN:
```

```
    set Ask_A[06] = yes  
    set Ask_A[07] = yes  
    set Ask_A[02] = yes
```

```
IF BSECT18.LP18A_Flag[1] = no then set Ask_A[01] = yes  
END
```

```
IF BSEC6PT.LP6B_Flag[21] = no then set Ask_R[01] = yes  
END
```

```
IF BSEC6PT.LP6B_Flag[22] = no and  
BSEC6PT.LP6B_Flag[23] = no then  
    set Ask_R[03] = yes  
END
```

```
IF BSEC6PT.LP6B_Flag[24] = no and  
  BSEC6PT.LP6B_Flag[25] = no and  
  BSEC6PT.LP6B_Flag[26] = no then set Ask_R[06] = yes  
END
```

END

Array:

BLP_POPGRP5
BSECT20C.BLP_POPGRP5

Block

Description:

Tab Name:
Fly Over Name:
Universe Type: If

Inherited Universe:

Universe: (RT10.POPGRP = 5 or 05) AND SECTCOMP[6] = 1 AND
SECTCOMP[18] = 1

Universe Description:

Array:

Block Instructions:

Field

PGRP5_INTRO
BSECT20C.BLP_POPGRP5.PGRP5_INTRO

Description: Introduction

Form Pane Label: Intro

SAS Name:

Tag Name: PGRP5_INTRO

Inherited Universe:

Universe: Ask_A[06] = yes or Ask_A[07] = yes or Ask_A[01] = yes or
Ask_A[02] = yes or Ask_R[01] = yes or Ask_R[03] = yes or
Ask_R[06] = yes

Universe Description:

Question Text: The next few questions are about expenses made by ^YOU_ANYONE during the last 12 months, that is, as far back as ^TwelveMonthsAgo. We have used the responses that you've already given us to shorten this part of the interview, so I'll only be asking you about expenses that you told me that you did not have in the last three months.

Fills: YOU_ANYONE

Instructions: IF NUMHOUSE = 1 then fill "you"
ELSE fill "you or anyone in your household"

Fills: TwelveMonthsAgo

Instructions: IF CUR_MONTHNUM = 01 then fill "December YEAR minus 2 years"
IF CUR_MONTHNUM = 02 then fill "January YEAR minus 1 year"
IF CUR_MONTHNUM = 03 then fill "February YEAR minus 1 year"
ELSEIF CUR_MONTHNUM = 04 then fill "March YEAR minus 1 year"
ELSEIF CUR_MONTHNUM = 05 then fill "April YEAR minus 1 year"
ELSEIF CUR_MONTHNUM = 06 then fill "May YEAR minus 1 year"
ELSEIF CUR_MONTHNUM = 07 then fill "June YEAR minus 1 year"
ELSEIF CUR_MONTHNUM = 08 then fill "July YEAR minus 1 year"
ELSEIF CUR_MONTHNUM = 09 then fill "August YEAR minus 1 year"
ELSEIF CUR_MONTHNUM = 10 then fill "September YEAR minus 1 year"
ELSEIF CUR_MONTHNUM = 11 then fill "October YEAR minus 1 year"
ELSEIF CUR_MONTHNUM = 12 then fill "November YEAR minus 1 year"

Type: Enumerated

Length: 1

Answer List: TContinue

Value:	Mnemonic:	Description:
1	Continue	Enter 1 to Continue

- Don't Know
- Refuse
- Empty

- On Input
- On Output

Array:

Skip Instructions: IF Ask_A[06] = 1 then goto PSCATA06
ELSEIF Ask_A[07] = 1 then goto PSCATA07
ELSEIF Ask_A[01] = 1 then goto PSCATA01
ELSEIF Ask_A[02] = 1 then goto PSCATA02
ELSEIF Ask_R[01] = 1 then goto PSCATR01
ELSEIF Ask_R[03] = 1 then goto PSCATR03
ELSEIF Ask_R[06] = 1 then goto PSCATR06
ELSE goto END_POPGRP5

Instrument SAS Name: PGRP5_INTRO

Field

PSCATA06

BSECT20C.BLP_POPGRP5.PSCATA06

Description: Purchased any men's shirts, sweaters or vests in last 6 months

Form Pane Label: Men's Tops

SAS Name: PSCATA06

Tag Name: PSCATA06

Inherited Universe:

Universe: Ask_A[06] = yes

Universe Description: Men's vests, Shirts, sweaters, or tops was not selected in 9A
(Item = 4 or 5)

Question Text: Now, please think about the last six months, since the first of ^SixMonthsAgo have ^YOU_ANYONE purchased any men's shirts, sweaters, or vests?

Fills: SixMonthsAgo

Instructions: IF CUR_MONTHNUM = 01 then fill "July YEAR minus 1 year"
ELSEIF CUR_MONTHNUM = 02 then fill "August YEAR minus 1 year"
ELSEIF CUR_MONTHNUM = 03 then fill "September YEAR minus 1 year"
ELSEIF CUR_MONTHNUM = 04 then fill "October YEAR minus 1 year"
ELSEIF CUR_MONTHNUM = 05 then fill "November YEAR minus 1 year"
ELSEIF CUR_MONTHNUM = 06 then fill "December YEAR minus 1 year"
ELSEIF CUR_MONTHNUM = 07 then fill "January YEAR"
ELSEIF CUR_MONTHNUM = 08 then fill "February YEAR"
ELSEIF CUR_MONTHNUM = 09 then fill "March YEAR"
ELSEIF CUR_MONTHNUM = 10 then fill "April YEAR"
ELSEIF CUR_MONTHNUM = 11 then fill "May YEAR"
ELSEIF CUR_MONTHNUM = 12 then fill "June YEAR"

Fills: YOU_ANYONE

Instructions: IF NUMHOUSE = 1 then fill "you"
ELSE fill "you or anyone in your household"

Type: Enumerated

Length: 1

Answer List: TYesNo

Value:	Mnemonic:	Description:
1	Yes	Yes
2	No	No

- Don't Know
- Refuse
- Empty

- On Input
- On Output

Array:

Skip Instructions: 1: Goto A06_COST

```
2,DK,RF: IF Ask_A[07] = 1 then goto PSCATA07
          ELSEIF Ask_A[01] = 1 then goto PSCATA01
          ELSEIF Ask_A[02] = 1 then goto PSCATA02
          ELSEIF Ask_R[01] = 1 then goto PSCATR01
          ELSEIF Ask_R[03] = 1 then goto PSCATR03
          ELSEIF Ask_R[06] = 1 then goto PSCATR06
          ELSE goto END_POPGRP5
```

Instrument SAS Name: PSCATA06

Destination Data Set: POP5

Field

A06_COST
BSECT20C.BLP_POPGRP5.A06_COST

Description: Purchase price

Form Pane Label: Cost

SAS Name: A06_COST

Tag Name: A06_COST

Inherited Universe:

Universe: PSCATA06 = 1

Universe Description: HH did purchase men's shirts, sweaters, or vests in the last 6 months

Question Text: In the last **SIX MONTHS**, how much did ^YOU_YRCU spend on your last purchase of men's shirts, sweaters, or vests?

Fills: YOU_YRCU

Instructions: IF NUMHOUSE = 1 then fill "you"
ELSE fill "your household"

Type: Integer

Length: 7

Min: 1

Max: 999999

Don't Know

Refuse

Empty

On Input

On Output

Array:

Special Instructions: Display a \$ and comma in the entry field

Skip Instructions: IF ENTRY lt 5 or gt 300 then goto ERR1_A06COST

ELSE goto A06STORE

Instrument SAS Name: A06_COST

Destination Data Set: POP5

ERR1_A06COST

Check

BSECT20C.BLP_POPGRP5.ERR1_A06COST

Description: Out of Range Check

Inherited Universe:

Universe: (A06_COST lt 5 or A06_COST gt 300) AND A06_COST <> DK AND A06_COST <>
RF

Universe Description:

Text: THE VALUE ENTERED IS UNUSUALLY HIGH OR LOW

PLEASE VERIFY AND IF CORRECT, ENTER ITEM LEVEL NOTE

Check Instructions:

Type: Soft

Skip Instructions: Suppress: Goto A06STORE

All others, go back to A06_COST

Field

A06STORE
BSECT20C.BLP_POPGRP5.A06STORE

Description: Where Purchased

Form Pane Label: Business

SAS Name: A06STORE

Tag Name: A06STORE

Inherited Universe:

Universe: PSCATA06 = 1

Universe Description: HH did purchase men's shirts, sweaters, or vests in the last 6 months

Question Text: What is the name of the business where this was last purchased?

✦ Enter store, website, or company name

Type: String

Length: 45

Don't Know
 Refuse
 Empty

On Input
 On Output

Array:

Special Instructions: IF uppercase entry contains ".COM" then set A06PURCH = 1
and "keep" and "Show"

Skip Instructions: IF uppercase entry does not contains ".COM" and is not a DK
or RF then goto A06PURCH

```
ELSEIF Ask_A[07] = 1 then goto PSCATA07  
ELSEIF Ask_A[01] = 1 then goto PSCATA01  
ELSEIF Ask_A[02] = 1 then goto PSCATA02  
ELSEIF Ask_R[01] = 1 then goto PSCATR01  
ELSEIF Ask_R[03] = 1 then goto PSCATR03  
ELSEIF Ask_R[06] = 1 then goto PSCATR06  
ELSE goto END_POPGRP5
```

Instrument SAS Name: A06STORE

Destination Data Set: POP5

Field

A06PURCH
BSECT20C.BLP_POPGRP5.A06PURCH

Description: Purchased Online or in person

Form Pane Label: Online

SAS Name: A06PURCH

Tag Name: A06PURCH

Inherited Universe:

Universe: A06STORE = RESPONSE and
(Uppercase entry in A06STORE does not contain ".COM")

Universe Description: Business name is not DK, RF or .COM

Question Text: Was this paid for -

Type: Enumerated

Length: 1

Answer List: Tonline

Value:	Mnemonic:	Description:
1	Online	Online?
2	InPerson	In person?
3	MailTel	By mail or telephone order?
4	Other	Other

- Don't Know
- Refuse
- Empty

- On Input
- On Output

Array:

Special Instructions: Answer list descriptions for options 1-3 should be bold black

Skip Instructions: 1,3,4,DK,RF: IF Ask_A[07] = 1 then goto PSCATA07
ELSEIF Ask_A[01] = 1 then goto PSCATA01
ELSEIF Ask_A[02] = 1 then goto PSCATA02
ELSEIF Ask_R[01] = 1 then goto PSCATR01
ELSEIF Ask_R[03] = 1 then goto PSCATR03

```
ELSEIF Ask_R[06] = 1 then goto PSCATR06  
ELSE goto END_POPGRP5
```

2: Goto A06LOC

Instrument SAS Name: A06PURCH

Destination Data Set: POP5

Field

A06LOC
BSECT20C.BLP_POPGRP5.A06LOC

Description: Purchase location - City

Form Pane Label: Location - City

SAS Name: A06LOC

Tag Name: A06LOC

Inherited Universe:

Universe: A06PURCH = 2

Universe Description: Paid for in person

Question Text: In what city is ^A06STORE_Fill located?

Fills: A06STORE_Fill

Instructions: Fill entry in A06STORE

Type: String

Length: 45

Don't Know
 Refuse
 Empty

On Input
 On Output

Array:

Skip Instructions: Goto A06LOCST

Instrument SAS Name: A06LOC

Destination Data Set: POP5

A06LOCST

Field

BSECT20C.BLP_POPGRP5.A06LOCST

Description: Purchase location - State

Form Pane Label: State

SAS Name: A06LOCST

Tag Name: A06LOCST

Inherited Universe:

Universe: A06PURCH = 2

Universe Description: Paid for in person

Help Screen: H_DESTCODE

Question Text: ? [F1]

In what state is ^A06STORE_Fill located?

[Enter the two character state abbreviation](#)

Fills: A06STORE_Fill

Instructions: Fill entry in A06STORE

Type: String

Length: 2

- Don't Know
- Refuse
- Empty

- On Input
- On Output

Array:

Special Instructions: Use answer type TState - STRING[2], display width 4

Skip Instructions: IF entry is not a valid state abbreviation then
goto CK_A06LOCST

```
ELSEIF Ask_A[07] = 1 then goto PSCATA07  
ELSEIF Ask_A[01] = 1 then goto PSCATA01  
ELSEIF Ask_A[02] = 1 then goto PSCATA02  
ELSEIF Ask_R[01] = 1 then goto PSCATR01
```



```
ELSEIF Ask_R[03] = 1 then goto PSCATR03  
ELSEIF Ask_R[06] = 1 then goto PSCATR06  
ELSE goto END_POPGRP5
```

Instrument SAS Name: A06LOCST

Destination Data Set: POP5

CK_A06LOCST

Check

BSECT20C.BLP_POPGRP5.CK_A06LOCST

Description: Not a valid state abbreviation

Inherited Universe:

Universe: (Entry in A06LOCST is not a valid state abbreviation) AND A06LOCST <> DK AND A06LOCST <> RF

Universe Description: State abbreviation entered is not valid

Text: * [Not a valid state abbreviation](#)

Check Instructions:

Type: Hard

Skip Instructions: Go back to A06LOCST

Field

PSCATA07

BSECT20C.BLP_POPGRP5.PSCATA07

Description: Purchased any men's pants, jeans or shorts in last 6 months

Form Pane Label: Men's Pants

SAS Name: PSCATA07

Tag Name: PSCATA07

Inherited Universe:

Universe: Ask_A[07] = yes

Universe Description: Men's pants, jeans or shorts was not selected in 9A (Item = 6)

Question Text: ^PSCATA07Intro_Fill have ^YOU_ANYONE purchased any men's pants, jeans, or shorts?

Fills: PSCATA07Intro_Fill

Instructions: If PSCATA06 = EMPTY then fill "Now, please think about the last six months, since the first of ^SixMonthsAgo"
ELSE fill "In the last SIX MONTHS,"

Fills: SixMonthsAgo

Instructions: IF CUR_MONTHNUM = 01 then fill "July YEAR minus 1 year"
ELSEIF CUR_MONTHNUM = 02 then fill "August YEAR minus 1 year"
ELSEIF CUR_MONTHNUM = 03 then fill "September YEAR minus 1 year"
ELSEIF CUR_MONTHNUM = 04 then fill "October YEAR minus 1 year"
ELSEIF CUR_MONTHNUM = 05 then fill "November YEAR minus 1 year"
ELSEIF CUR_MONTHNUM = 06 then fill "December YEAR minus 1 year"
ELSEIF CUR_MONTHNUM = 07 then fill "January YEAR"
ELSEIF CUR_MONTHNUM = 08 then fill "February YEAR"
ELSEIF CUR_MONTHNUM = 09 then fill "March YEAR"
ELSEIF CUR_MONTHNUM = 10 then fill "April YEAR"
ELSEIF CUR_MONTHNUM = 11 then fill "May YEAR"
ELSEIF CUR_MONTHNUM = 12 then fill "June YEAR"

Fills: YOU_ANYONE

Instructions: IF NUMHOUSE = 1 then fill "you"
ELSE fill "you or anyone in your household"

Type: Enumerated

Length: 1

Answer List: TYesNo

Value:	Mnemonic:	Description:
1	Yes	Yes
2	No	No

- Don't Know
- Refuse
- Empty

- On Input
- On Output

Array:

Skip Instructions: 1: Goto A07_COST

```
2,DK,RF: IF Ask_A[01] = 1 then goto PSCATA01
          ELSEIF Ask_A[02] = 1 then goto PSCATA02
          ELSEIF Ask_R[01] = 1 then goto PSCATR01
          ELSEIF Ask_R[03] = 1 then goto PSCATR03
          ELSEIF Ask_R[06] = 1 then goto PSCATR06
          ELSE goto END_POPGRP5
```

Instrument SAS Name: PSCATA07

Destination Data Set: POP5

Field

A07_COST
BSECT20C.BLP_POPGRP5.A07_COST

Description: Purchase price

Form Pane Label: Cost

SAS Name: A07_COST

Tag Name: A07_COST

Inherited Universe:

Universe: PSCATA07 = 1

Universe Description: HH did purchase men's pants, jeans or shorts in the last 6 months

Question Text: In the last **SIX MONTHS**, how much did ^YOU_YRCU spend on your last purchase of men's pants, jeans, or shorts?

Fills: YOU_YRCU

Instructions: IF NUMHOUSE = 1 then fill "you"
ELSE fill "your household"

Type: Integer

Length: 7

Min: 1

Max: 999999

Don't Know

Refuse

Empty

On Input

On Output

Array:

Special Instructions: Display a \$ and comma in the entry field

Skip Instructions: IF ENTRY lt 10 or gt 270 then goto ERR1_A07COST

ELSE goto A07STORE

Instrument SAS Name: A07_COST

Destination Data Set: POP5

ERR1_A07COST

Check

BSECT20C.BLP_POPGRP5.ERR1_A07COST

Description: Out of Range Check

Inherited Universe:

Universe: (A07_COST lt 10 or A07_COST gt 270) AND A07_COST <> DK AND A07_COST <>
RF

Universe Description:

Text:

THE VALUE ENTERED IS UNUSUALLY HIGH OR LOW

PLEASE VERIFY AND IF CORRECT, ENTER ITEM LEVEL NOTE

Check Instructions:

Type: Soft

Skip Instructions: Suppress: Goto A07STORE

All others, go back to A07_COST

Field

A07STORE

BSECT20C.BLP_POPGRP5.A07STORE

Description: Where Purchased

Form Pane Label: Business

SAS Name: A07STORE

Tag Name: A07STORE

Inherited Universe:

Universe: PSCATA07 = 1

Universe Description: HH did purchase men's pants, jeans or shorts in the last 6 months

Question Text: What is the name of the business where this was last purchased?

✦ Enter store, website, or company name

Type: String

Length: 45

Don't Know

Refuse

Empty

On Input

On Output

Array:

Special Instructions: IF uppercase entry contains ".COM" then set A07PURCH = 1
and "keep" and "Show"

Skip Instructions: IF uppercase entry does not contains ".COM" and is not a DK
or RF then goto A07PURCH

ELSEIF Ask_A[01] = 1 then goto PSCATA01

ELSEIF Ask_A[02] = 1 then goto PSCATA02

ELSEIF Ask_R[01] = 1 then goto PSCATR01

ELSEIF Ask_R[03] = 1 then goto PSCATR03

ELSEIF Ask_R[06] = 1 then goto PSCATR06

ELSE goto END_POPGRP5

Instrument SAS Name: A07STORE

Destination Data Set: POP5

Field

A07PURCH
BSECT20C.BLP_POPGRP5.A07PURCH

Description: Purchased Online or in person

Form Pane Label: Online

SAS Name: A07PURCH

Tag Name: A07PURCH

Inherited Universe:

Universe: A07STORE = RESPONSE and
(Uppercase entry in A07STORE does not contain ".COM")

Universe Description: Business name is not DK, RF or .COM

Question Text: Was this paid for -

Type: Enumerated

Length: 1

Answer List: Tonline

Value:	Mnemonic:	Description:
1	Online	Online?
2	InPerson	In person?
3	MailTel	By mail or telephone order?
4	Other	Other

- Don't Know
- Refuse
- Empty

- On Input
- On Output

Array:

Special Instructions: Answer list descriptions for options 1-3 should be bold black

Skip Instructions: 1,3,4,DK,RF: IF Ask_A[01] = 1 then goto PSCATA01
ELSEIF Ask_A[02] = 1 then goto PSCATA02
ELSEIF Ask_R[01] = 1 then goto PSCATR01
ELSEIF Ask_R[03] = 1 then goto PSCATR03
ELSEIF Ask_R[06] = 1 then goto PSCATR06

ELSE goto END_POPGRP5

2: Goto A07LOC

Instrument SAS Name: A07PURCH

Destination Data Set: POP5

Field

A07LOC
BSECT20C.BLP_POPGRP5.A07LOC

Description: Purchase location - City

Form Pane Label: Location - City

SAS Name: A07LOC

Tag Name: A07LOC

Inherited Universe:

Universe: A07PURCH = 2

Universe Description: Paid for in person

Question Text: In what city is ^A07STORE_Fill located?

Fills: A07STORE_Fill

Instructions: Fill entry in A07STORE

Type: String

Length: 45

Don't Know
 Refuse
 Empty

On Input
 On Output

Array:

Skip Instructions: Goto A07LOCST

Instrument SAS Name: A07LOC

Destination Data Set: POP5

A07LOCST

Field

BSECT20C.BLP_POPGRP5.A07LOCST

Description: Purchase location - State

Form Pane Label: State

SAS Name: A07LOCST

Tag Name: A07LOCST

Inherited Universe:

Universe: A07PURCH = 2

Universe Description: Paid for in person

Help Screen: H_DESTCODE

Question Text: ? [F1]

In what state is ^A07STORE_Fill located?

[Enter the two character state abbreviation](#)

Fills: A07STORE_Fill

Instructions: Fill entry in A07STORE

Type: String

Length: 2

- Don't Know
- Refuse
- Empty

- On Input
- On Output

Array:

Special Instructions: Use answer type TState - STRING[2], display width 4

Skip Instructions: IF entry is not a valid state abbreviation then
goto CK_A07LOCST

ELSEIF Ask_A[01] = 1 then goto PSCATA01
ELSEIF Ask_A[02] = 1 then goto PSCATA02
ELSEIF Ask_R[01] = 1 then goto PSCATR01
ELSEIF Ask_R[03] = 1 then goto PSCATR03

```
ELSEIF Ask_R[06] = 1 then goto PSCATR06  
ELSE goto END_POPGRP5
```

Instrument SAS Name: A07LOCST

Destination Data Set: POP5

CK_A07LOCST

Check

BSECT20C.BLP_POPGRP5.CK_A07LOCST

Description: Not a valid state abbreviation

Inherited Universe:

Universe: (Entry in A07LOCST is not a valid state abbreviation) AND A07LOCST <> DK AND A07LOCST <> RF

Universe Description: State abbreviation entered is not valid

Text: * [Not a valid state abbreviation](#)

Check Instructions:

Type: Hard

Skip Instructions: Go back to A07LOCST

Field

PSCATA01

BSECT20C.BLP_POPGRP5.PSCATA01

Description: Purchased any men's suits or blazers in last 12 months

Form Pane Label: Men's Suits

SAS Name: PSCATA01

Tag Name: PSCATA01

Inherited Universe:

Universe: Ask_A[01] = yes

Universe Description: Men's sport coats, tailored jackets, blazers, or suits was not selected in 9A (Item = 2 or 3)

Question Text: Now, please think about the last 12 months, since the first of
^TwelveMonthsAgo have ^YOU_ANYONE purchased any men's suits or
blazers?

Fills: TwelveMonthsAgo

Instructions: IF CUR_MONTHNUM = 01 then fill "December YEAR minus 2 years"
IF CUR_MONTHNUM = 02 then fill "January YEAR minus 1 year"
IF CUR_MONTHNUM = 03 then fill "February YEAR minus 1 year"
ELSEIF CUR_MONTHNUM = 04 then fill "March YEAR minus 1 year"
ELSEIF CUR_MONTHNUM = 05 then fill "April YEAR minus 1 year"
ELSEIF CUR_MONTHNUM = 06 then fill "May YEAR minus 1 year"
ELSEIF CUR_MONTHNUM = 07 then fill "June YEAR minus 1 year"
ELSEIF CUR_MONTHNUM = 08 then fill "July YEAR minus 1 year"
ELSEIF CUR_MONTHNUM = 09 then fill "August YEAR minus 1 year"
ELSEIF CUR_MONTHNUM = 10 then fill "September YEAR minus 1 year"
ELSEIF CUR_MONTHNUM = 11 then fill "October YEAR minus 1 year"
ELSEIF CUR_MONTHNUM = 12 then fill "November YEAR minus 1 year"

Fills: YOU_ANYONE

Instructions: IF NUMHOUSE = 1 then fill "you"
ELSE fill "you or anyone in your household"

Type: Enumerated

Length: 1

Answer List: TYesNo

Value:	Mnemonic:	Description:
1	Yes	Yes

2	No	No
---	----	----

- Don't Know
- Refuse
- Empty

- On Input
- On Output

Array:

Skip Instructions: 1: Goto A01_COST

```
2,DK,RF: IF Ask_A[02] = 1 then goto PSCATA02
          ELSEIF Ask_R[01] = 1 then goto PSCATR01
          ELSEIF Ask_R[03] = 1 then goto PSCATR03
          ELSEIF Ask_R[06] = 1 then goto PSCATR06
          ELSE goto END_POPGRP5
```

Instrument SAS Name: PSCATA01

Destination Data Set: POP5

Field

A01_COST
BSECT20C.BLP_POPGRP5.A01_COST

Description: Purchase price

Form Pane Label: Cost

SAS Name: A01_COST

Tag Name: A01_COST

Inherited Universe:

Universe: PSCATA01 = 1

Universe Description: HH did purchase men's suits or blazers in the last 12 months

Question Text: In the last 12 MONTHS, how much did ^YOU_YRCU spend on your last purchase of men's suits or blazers?

Fills: YOU_YRCU

Instructions: IF NUMHOUSE = 1 then fill "you"
ELSE fill "your household"

Type: Integer

Length: 7

Min: 1

Max: 999999

Don't Know

Refuse

Empty

On Input

On Output

Array:

Special Instructions: Display a \$ and comma in the entry field

Skip Instructions: IF ENTRY lt 10 or gt 1000 then goto ERR1_A01COST

ELSE goto A01STORE

Instrument SAS Name: A01_COST

Destination Data Set: POP5

ERR1_A01COST

Check

BSECT20C.BLP_POPGRP5.ERR1_A01COST

Description: Out of Range Check

Inherited Universe:

Universe: (A01_COST lt 10 or A01_COST gt 1000) AND A01_COST <> DK AND A01_COST <> RF

Universe Description:

Text: THE VALUE ENTERED IS UNUSUALLY HIGH OR LOW

PLEASE VERIFY AND IF CORRECT, ENTER ITEM LEVEL NOTE

Check Instructions:

Type: Soft

Skip Instructions: Suppress: Goto A01STORE

All others, go back to A01_COST

Field

A01STORE

BSECT20C.BLP_POPGRP5.A01STORE

Description: Where Purchased

Form Pane Label: Business

SAS Name: A01STORE

Tag Name: A01STORE

Inherited Universe:

Universe: PSCATA01 = 1

Universe Description: HH did purchase men's suits or blazers in the last 12 months

Question Text: What is the name of the business where this was last purchased?

✦ Enter store, website, or company name

Type: String

Length: 45

Don't Know

Refuse

Empty

On Input

On Output

Array:

Special Instructions: IF uppercase entry contains ".COM" then set A01PURCH = 1
and "keep" and "Show"

Skip Instructions: IF uppercase entry does not contains ".COM" and is not a DK
or RF then goto A01PURCH

ELSEIF Ask_A[02] = 1 then goto PSCATA02

ELSEIF Ask_R[01] = 1 then goto PSCATR01

ELSEIF Ask_R[03] = 1 then goto PSCATR03

ELSEIF Ask_R[06] = 1 then goto PSCATR06

ELSE goto END_POPGRP5

Instrument SAS Name: A01STORE

Destination Data Set: POP5

A01PURCH

Field

BSECT20C.BLP_POPGRP5.A01PURCH

Description: Purchased Online or in person

Form Pane Label: Online

SAS Name: A01PURCH

Tag Name: A01PURCH

Inherited Universe:

Universe: A01STORE = RESPONSE and
(Uppercase entry in A01STORE does not contain ".COM")

Universe Description: Business name is not DK, RF or .COM

Question Text: Was this paid for -

Type: Enumerated

Length: 1

Answer List: Tonline

Value:	Mnemonic:	Description:
1	Online	Online?
2	InPerson	In person?
3	MailTel	By mail or telephone order?
4	Other	Other

- Don't Know
- Refuse
- Empty

- On Input
- On Output

Array:

Special Instructions: Answer list descriptions for options 1-3 should be bold black

Skip Instructions: 1,3,4,DK,RF: IF Ask_A[02] = 1 then goto PSCATA02
ELSEIF Ask_R[01] = 1 then goto PSCATR01
ELSEIF Ask_R[03] = 1 then goto PSCATR03
ELSEIF Ask_R[06] = 1 then goto PSCATR06
ELSE goto END_POPGRP5

2: Goto A01LOC

Instrument SAS Name: A01PURCH

Destination Data Set: POP5

A01LOC

Field

BSECT20C.BLP_POPGRP5.A01LOC

Description: Purchase location - City

Form Pane Label: Location - City

SAS Name: A01LOC

Tag Name: A01LOC

Inherited Universe:

Universe: A01PURCH = 2

Universe Description: Paid for in person

Question Text: In what city is ^A01STORE_Fill located?

Fills: A01STORE_Fill

Instructions: Fill entry in A01STORE

Type: String

Length: 45

Don't Know
 Refuse
 Empty

On Input
 On Output

Array:

Skip Instructions: Goto A01LOCST

Instrument SAS Name: A01LOC

Destination Data Set: POP5

Field

A01LOCST

BSECT20C.BLP_POPGRP5.A01LOCST

Description: Purchase location - State

Form Pane Label: State

SAS Name: A01LOCST

Tag Name: A01LOCST

Inherited Universe:

Universe: A01PURCH = 2

Universe Description: Paid for in person

Help Screen: H_DESTCODE

Question Text: ? [F1]

In what state is ^A01STORE_Fill located?

[Enter the two character state abbreviation](#)

Fills: A01STORE_Fill

Instructions: Fill entry in A01STORE

Type: String

Length: 2

- Don't Know
- Refuse
- Empty

- On Input
- On Output

Array:

Special Instructions: Use answer type TState - STRING[2], display width 4

Skip Instructions: IF entry is not a valid state abbreviation then
goto CK_A01LOCST

ELSEIF Ask_A[02] = 1 then goto PSCATA02
ELSEIF Ask_R[01] = 1 then goto PSCATR01
ELSEIF Ask_R[03] = 1 then goto PSCATR03
ELSEIF Ask_R[06] = 1 then goto PSCATR06

ELSE goto END_POPGRP5

Instrument SAS Name: A01LOCST

Destination Data Set: POP5

Check

CK_A01LOCST
BSECT20C.BLP_POPGRP5.CK_A01LOCST

Description: Not a valid state abbreviation

Inherited Universe:

Universe: (Entry in A01LOCST is not a valid state abbreviation) AND A01LOCST <> DK AND A01LOCST <> RF

Universe Description: State abbreviation entered is not valid

Text: * [Not a valid state abbreviation](#)

Check Instructions:

Type: Hard

Skip Instructions: Go back to A01LOCST

PSCATA02

Field

BSECT20C.BLP_POPGRP5.PSCATA02

Description: Purchased any men's coats or jackets in last 12 months

Form Pane Label: Men's Coats

SAS Name: PSCATA02

Tag Name: PSCATA02

Inherited Universe:

Universe: Ask_A[02] = yes

Universe Description: Men's coats, jackets or furs was not selected in 9A (Item = 1)

Question Text: ^PSCATA02Intro_Fill have ^YOU_ANYONE purchased any men's coats or jackets?

Fills: PSCATA02Intro_Fill

Instructions: If PSCATA01 = EMPTY then fill "Now, please think about the last 12 months, since the first of ^TwelveMonthsAgo"
ELSE fill "In the last 12 MONTHS,"

Fills: TwelveMonthsAgo

Instructions: IF CUR_MONTHNUM = 01 then fill "December YEAR minus 2 years"
IF CUR_MONTHNUM = 02 then fill "January YEAR minus 1 year"
IF CUR_MONTHNUM = 03 then fill "February YEAR minus 1 year"
ELSEIF CUR_MONTHNUM = 04 then fill "March YEAR minus 1 year"
ELSEIF CUR_MONTHNUM = 05 then fill "April YEAR minus 1 year"
ELSEIF CUR_MONTHNUM = 06 then fill "May YEAR minus 1 year"
ELSEIF CUR_MONTHNUM = 07 then fill "June YEAR minus 1 year"
ELSEIF CUR_MONTHNUM = 08 then fill "July YEAR minus 1 year"
ELSEIF CUR_MONTHNUM = 09 then fill "August YEAR minus 1 year"
ELSEIF CUR_MONTHNUM = 10 then fill "September YEAR minus 1 year"
ELSEIF CUR_MONTHNUM = 11 then fill "October YEAR minus 1 year"
ELSEIF CUR_MONTHNUM = 12 then fill "November YEAR minus 1 year"

Fills: YOU_ANYONE

Instructions: IF NUMHOUSE = 1 then fill "you"
ELSE fill "you or anyone in your household"

Type: Enumerated

Length: 1

Answer List: TYesNo

Value:	Mnemonic:	Description:
1	Yes	Yes
2	No	No

- Don't Know
- Refuse
- Empty

- On Input
- On Output

Array:

Skip Instructions: 1: Goto A02_COST

2,DK,RF: IF Ask_R[01] = 1 then goto PSCATR01
ELSEIF Ask_R[03] = 1 then goto PSCATR03
ELSEIF Ask_R[06] = 1 then goto PSCATR06
ELSE goto END_POPGRP5

Instrument SAS Name: PSCATA02

Destination Data Set: POP5

A02_COST

Field

BSECT20C.BLP_POPGRP5.A02_COST

Description: Purchase price

Form Pane Label: Cost

SAS Name: A02_COST

Tag Name: A02_COST

Inherited Universe:

Universe: PSCATA02 = 1

Universe Description: HH did purchase men's coats or jackets in the last 12 months

Question Text: In the last 12 MONTHS, how much did ^YOU_YRCU spend on your last purchase of men's coats or jackets?

Fills: YOU_YRCU

Instructions: IF NUMHOUSE = 1 then fill "you"
ELSE fill "your household"

Type: Integer

Length: 7

Min: 1

Max: 999999

Don't Know

Refuse

Empty

On Input

On Output

Array:

Special Instructions: Display a \$ and comma in the entry field

Skip Instructions: IF ENTRY lt 10 or gt 400 then goto ERR1_A02COST

ELSE goto A02STORE

Instrument SAS Name: A02_COST

Destination Data Set: POP5

Check

ERR1_A02COST
BSECT20C.BLP_POPGRP5.ERR1_A02COST

Description: Out of Range Check

Inherited Universe:

Universe: (A02_COST lt 10 or A02_COST gt 400) AND A02_COST <> DK AND A02_COST <>
RF

Universe Description:

Text: THE VALUE ENTERED IS UNUSUALLY HIGH OR LOW

PLEASE VERIFY AND IF CORRECT, ENTER ITEM LEVEL NOTE

Check Instructions:

Type: Soft

Skip Instructions: Suppress: Goto A02STORE

All others, go back to A02_COST

A02STORE

Field

BSECT20C.BLP_POPGRP5.A02STORE

Description: Where Purchased

Form Pane Label: Business

SAS Name: A02STORE

Tag Name: A02STORE

Inherited Universe:

Universe: PSCATA02 = 1

Universe Description: HH did purchase men's coats or jackets in the last 12 months

Question Text: What is the name of the business where this was last purchased?

✦ Enter store, website, or company name

Type: String

Length: 45

Don't Know

Refuse

Empty

On Input

On Output

Array:

Special Instructions: IF uppercase entry contains ".COM" then set A02PURCH = 1
and "keep" and "Show"

Skip Instructions: IF uppercase entry does not contains ".COM" and is not a DK
or RF then goto A02PURCH

ELSEIF Ask_R[01] = 1 then goto PSCATR01

ELSEIF Ask_R[03] = 1 then goto PSCATR03

ELSEIF Ask_R[06] = 1 then goto PSCATR06

ELSE goto END_POPGRP5

Instrument SAS Name: A02STORE

Destination Data Set: POP5

Field

A02PURCH
BSECT20C.BLP_POPGRP5.A02PURCH

Description: Purchased Online or in person

Form Pane Label: Online

SAS Name: A02PURCH

Tag Name: A02PURCH

Inherited Universe:

Universe: A02STORE = RESPONSE and
(Uppercase entry in A02STORE does not contain ".COM")

Universe Description: Business name is not DK, RF or .COM

Question Text: Was this paid for -

Type: Enumerated

Length: 1

Answer List: Tonline

Value:	Mnemonic:	Description:
1	Online	Online?
2	InPerson	In person?
3	MailTel	By mail or telephone order?
4	Other	Other

- Don't Know
- Refuse
- Empty

- On Input
- On Output

Array:

Special Instructions: Answer list descriptions for options 1-3 should be bold black

Skip Instructions: 1,3,4,DK,RF: IF Ask_R[01] = 1 then goto PSCATR01
ELSEIF Ask_R[03] = 1 then goto PSCATR03
ELSEIF Ask_R[06] = 1 then goto PSCATR06
ELSE goto END_POPGRP5

2: Goto A02LOC

Instrument SAS Name: A02PURCH

Destination Data Set: POP5

Field

A02LOC
BSECT20C.BLP_POPGRP5.A02LOC

Description: Purchase location - City

Form Pane Label: Location - City

SAS Name: A02LOC

Tag Name: A02LOC

Inherited Universe:

Universe: A02PURCH = 2

Universe Description: Paid for in person

Question Text: In what city is ^A02STORE_Fill located?

Fills: A02STORE_Fill

Instructions: Fill entry in A02STORE

Type: String

Length: 45

Don't Know
 Refuse
 Empty

On Input
 On Output

Array:

Skip Instructions: Goto A02LOCST

Instrument SAS Name: A02LOC

Destination Data Set: POP5

A02LOCST

Field

BSECT20C.BLP_POPGRP5.A02LOCST

Description: Purchase location - State

Form Pane Label: State

SAS Name: A02LOCST

Tag Name: A02LOCST

Inherited Universe:

Universe: A02PURCH = 2

Universe Description: Paid for in person

Help Screen: H_DESTCODE

Question Text: ? [F1]

In what state is ^A02STORE_Fill located?

[Enter the two character state abbreviation](#)

Fills: A02STORE_Fill

Instructions: Fill entry in A02STORE

Type: String

Length: 2

- Don't Know
- Refuse
- Empty

- On Input
- On Output

Array:

Special Instructions: Use answer type TState - STRING[2], display width 4

Skip Instructions: IF entry is not a valid state abbreviation then
goto CK_A02LOCST

```
ELSEIF Ask_R[01] = 1 then goto PSCATR01  
ELSEIF Ask_R[03] = 1 then goto PSCATR03  
ELSEIF Ask_R[06] = 1 then goto PSCATR06  
ELSE goto END_POPGRP5
```

Instrument SAS Name: A02LOCST

Destination Data Set: POP5

CK_A02LOCST

Check

BSECT20C.BLP_POPGRP5.CK_A02LOCST

Description: Not a valid state abbreviation

Inherited Universe:

Universe: (Entry in A02LOCST is not a valid state abbreviation) AND A02LOCST <> DK AND A02LOCST <> RF

Universe Description: State abbreviation entered is not valid

Text: * [Not a valid state abbreviation](#)

Check Instructions:

Type: Hard

Skip Instructions: Go back to A02LOCST

Field

PSCATR01

BSECT20C.BLP_POPGRP5.PSCATR01

Description: Purchased any televisions in last 12 months

Form Pane Label: Televisions

SAS Name: PSCATR01

Tag Name: PSCATR01

Inherited Universe:

Universe: Ask_R[01] = yes

Universe Description: Televisions was not selected in 6B (Item = 21)

Question Text: ^PSCATR01Intro_Fill have ^YOU_ANYONE purchased any televisions?

Fills: PSCATR01Intro_Fill

Instructions: If PSCATA01 = EMPTY AND PSCATA02 = EMPTY then fill "Now, please think about the last 12 months, since the first of ^TwelveMonthsAgo"
ELSE fill "In the last 12 months,"

Fills: TwelveMonthsAgo

Instructions: IF CUR_MONTHNUM = 01 then fill "December YEAR minus 2 years"
IF CUR_MONTHNUM = 02 then fill "January YEAR minus 1 year"
IF CUR_MONTHNUM = 03 then fill "February YEAR minus 1 year"
ELSEIF CUR_MONTHNUM = 04 then fill "March YEAR minus 1 year"
ELSEIF CUR_MONTHNUM = 05 then fill "April YEAR minus 1 year"
ELSEIF CUR_MONTHNUM = 06 then fill "May YEAR minus 1 year"
ELSEIF CUR_MONTHNUM = 07 then fill "June YEAR minus 1 year"
ELSEIF CUR_MONTHNUM = 08 then fill "July YEAR minus 1 year"
ELSEIF CUR_MONTHNUM = 09 then fill "August YEAR minus 1 year"
ELSEIF CUR_MONTHNUM = 10 then fill "September YEAR minus 1 year"
ELSEIF CUR_MONTHNUM = 11 then fill "October YEAR minus 1 year"
ELSEIF CUR_MONTHNUM = 12 then fill "November YEAR minus 1 year"

Fills: YOU_ANYONE

Instructions: IF NUMHOUSE = 1 then fill "you"
ELSE fill "you or anyone in your household"

Type: Enumerated

Length: 1

Answer List: TYesNo

Value:	Mnemonic:	Description:
1	Yes	Yes
2	No	No

- Don't Know
- Refuse
- Empty

- On Input
- On Output

Array:

Skip Instructions: 1: Goto R01_COST

2,DK,RF: IF Ask_R[03] = 1 then goto PSCATR03
ELSEIF Ask_R[06] = 1 then goto PSCATR06
ELSE goto END_POPGRP5

Instrument SAS Name: PSCATR01

Destination Data Set: POP5

Field

R01_COST
BSECT20C.BLP_POPGRP5.R01_COST

Description: Purchase price

Form Pane Label: Cost

SAS Name: R01_COST

Tag Name: R01_COST

Inherited Universe:

Universe: PSCATR01 = 1

Universe Description: HH did purchase televisions in the last 12 months

Question Text: In the last 12 MONTHS, how much did ^YOU_YRCU spend on your last purchase of televisions?

Fills: YOU_YRCU

Instructions: IF NUMHOUSE = 1 then fill "you"
ELSE fill "your household"

Type: Integer

Length: 7

Min: 1

Max: 999999

Don't Know

Refuse

Empty

On Input

On Output

Array:

Special Instructions: Display a \$ and comma in the entry field

Skip Instructions: IF ENTRY lt 10 or gt 4200 then goto ERR1_R01COST

ELSE goto R01STORE

Instrument SAS Name: R01_COST

Destination Data Set: POP5

ERR1_R01COST

Check

BSECT20C.BLP_POPGRP5.ERR1_R01COST

Description: Out of Range Check

Inherited Universe:

Universe: (R01_COST lt 10 or R01_COST gt 4200) AND R01_COST <> DK AND R01_COST <> RF

Universe Description:

Text:

THE VALUE ENTERED IS UNUSUALLY HIGH OR LOW

PLEASE VERIFY AND IF CORRECT, ENTER ITEM LEVEL NOTE

Check Instructions:

Type: Soft

Skip Instructions: Suppress: Goto R01STORE

All others, go back to R01_COST

Field

R01STORE
BSECT20C.BLP_POPGRP5.R01STORE

Description: Where Purchased

Form Pane Label: Business

SAS Name: R01STORE

Tag Name: R01STORE

Inherited Universe:

Universe: PSCATR01 = 1

Universe Description: HH did purchase televisions in the last 12 months

Question Text: What is the name of the business where this was last purchased?

✦ Enter store, website, or company name

Type: String

Length: 45

Don't Know

Refuse

Empty

On Input

On Output

Array:

Special Instructions: IF uppercase entry contains ".COM" then set R01PURCH = 1
and "keep" and "Show"

Skip Instructions: IF uppercase entry does not contains ".COM" and is not a DK
or RF then goto R01PURCH

ELSEIF Ask_R[03] = 1 then goto PSCATR03

ELSEIF Ask_R[06] = 1 then goto PSCATR06

ELSE goto END_POPGRP5

Instrument SAS Name: R01STORE

Destination Data Set: POP5

R01PURCH

Field

BSECT20C.BLP_POPGRP5.R01PURCH

Description: Purchased Online or in person

Form Pane Label: Online

SAS Name: R01PURCH

Tag Name: R01PURCH

Inherited Universe:

Universe: R01STORE = RESPONSE and
(Uppercase entry in R01STORE does not contain ".COM")

Universe Description: Business name is not DK, RF or .COM

Question Text: Was this paid for -

Type: Enumerated

Length: 1

Answer List: Tonline

Value:	Mnemonic:	Description:
1	Online	Online?
2	InPerson	In person?
3	MailTel	By mail or telephone order?
4	Other	Other

- Don't Know
- Refuse
- Empty

- On Input
- On Output

Array:

Special Instructions: Answer list descriptions for options 1-3 should be bold black

Skip Instructions: 1,3,4,DK,RF: IF Ask_R[03] = 1 then goto PSCATR03
ELSEIF Ask_R[06] = 1 then goto PSCATR06
ELSE goto END_POPGRP5

2: Goto R01LOC

Instrument SAS Name: R01PURCH

Destination Data Set: POP5

R01LOC

Field

BSECT20C.BLP_POPGRP5.R01LOC

Description: Purchase location - City

Form Pane Label: Location - City

SAS Name: R01LOC

Tag Name: R01LOC

Inherited Universe:

Universe: R01PURCH = 2

Universe Description: Paid for in person

Question Text: In what city is ^R01STORE_Fill located?

Fills: R01STORE_Fill

Instructions: Fill entry in R01STORE

Type: String

Length: 45

Don't Know
 Refuse
 Empty

On Input
 On Output

Array:

Skip Instructions: Goto R01LOCST

Instrument SAS Name: R01LOC

Destination Data Set: POP5

Field

R01LOCST
BSECT20C.BLP_POPGRP5.R01LOCST

Description: Purchase location - State

Form Pane Label: State

SAS Name: R01LOCST

Tag Name: R01LOCST

Inherited Universe:

Universe: R01PURCH = 2

Universe Description: Paid for in person

Help Screen: H_DESTCODE

Question Text: ? [F1]

In what state is ^R01STORE_Fill located?

Enter the two character state abbreviation

Fills: R01STORE_Fill

Instructions: Fill entry in R01STORE

Type: String

Length: 2

Don't Know
 Refuse
 Empty

On Input
 On Output

Array:

Special Instructions: Use answer type TState - STRING[2], display width 4

Skip Instructions: IF entry is not a valid state abbreviation then
goto CK_R01LOCST

ELSEIF Ask_R[03] = 1 then goto PSCATR03

ELSEIF Ask_R[06] = 1 then goto PSCATR06

ELSE goto END_POPGRP5

Instrument SAS Name: R01LOCST

Destination Data Set: POP5

Check

CK_R01LOCST
BSECT20C.BLP_POPGRP5.CK_R01LOCST

Description: Not a valid state abbreviation

Inherited Universe:

Universe: (Entry in R01LOCST is not a valid state abbreviation) AND R01LOCST <> DK AND R01LOCST <> RF

Universe Description: State abbreviation entered is not valid

Text: * [Not a valid state abbreviation](#)

Check Instructions:

Type: Hard

Skip Instructions: Go back to R01LOCST

PSCATR03

Field

BSECT20C.BLP_POPGRP5.PSCATR03

Description: Purchased any DVD players, camcorders, or other video equipment in last 12 months

Form Pane Label: DVD Players

SAS Name: PSCATR03

Tag Name: PSCATR03

Inherited Universe:

Universe: Ask_R[03] = yes

Universe Description: DVD players, VCRs, DVRs, video cameras, or satellite dishes, receivers or accessories was not selected in 6B
(Item = 22 or 23)

Question Text: ^PSCATR03Intro_Fill have ^YOU_ANYONE purchased any DVD players, camcorders, or other video equipment?

Fills: PSCATR03Intro_Fill

Instructions: If PSCATA01 = EMPTY AND PSCATA02 = EMPTY AND PSCATR01 = EMPTY then fill "Now, please think about the last 12 months, since the first of ^TwelveMonthsAgo"
ELSE fill "In the last 12 months,"

Fills: TwelveMonthsAgo

Instructions: IF CUR_MONTHNUM = 01 then fill "December YEAR minus 2 years"
IF CUR_MONTHNUM = 02 then fill "January YEAR minus 1 year"
IF CUR_MONTHNUM = 03 then fill "February YEAR minus 1 year"
ELSEIF CUR_MONTHNUM = 04 then fill "March YEAR minus 1 year"
ELSEIF CUR_MONTHNUM = 05 then fill "April YEAR minus 1 year"
ELSEIF CUR_MONTHNUM = 06 then fill "May YEAR minus 1 year"
ELSEIF CUR_MONTHNUM = 07 then fill "June YEAR minus 1 year"
ELSEIF CUR_MONTHNUM = 08 then fill "July YEAR minus 1 year"
ELSEIF CUR_MONTHNUM = 09 then fill "August YEAR minus 1 year"
ELSEIF CUR_MONTHNUM = 10 then fill "September YEAR minus 1 year"
ELSEIF CUR_MONTHNUM = 11 then fill "October YEAR minus 1 year"
ELSEIF CUR_MONTHNUM = 12 then fill "November YEAR minus 1 year"

Fills: YOU_ANYONE

Instructions: IF NUMHOUSE = 1 then fill "you"
ELSE fill "you or anyone in your household"

Type: Enumerated
Length: 1

Answer List: TYesNo

Value:	Mnemonic:	Description:
1	Yes	Yes
2	No	No

- Don't Know
- Refuse
- Empty

- On Input
- On Output

Array:

Skip Instructions: 1: Goto R03_COST

2,DK,RF: IF Ask_R[06] = 1 then goto PSCATR06
ELSE goto END_POPGRP5

Instrument SAS Name: PSCATR03

Destination Data Set: POP5

R03_COST

Field

BSECT20C.BLP_POPGRP5.R03_COST

Description: Purchase price

Form Pane Label: Cost

SAS Name: R03_COST

Tag Name: R03_COST

Inherited Universe:

Universe: PSCATR03 = 1

Universe Description: HH did purchase DVD players, camcorders, or other video equipment in the last 12 months

Question Text: In the last 12 MONTHS, how much did ^YOU_YRCU spend on your last purchase of DVD players, camcorders, or other video equipment?

Fills: YOU_YRCU

Instructions: IF NUMHOUSE = 1 then fill "you"
ELSE fill "your household"

Type: Integer

Length: 7

Min: 1

Max: 999999

- Don't Know
- Refuse
- Empty

- On Input
- On Output

Array:

Special Instructions: Display a \$ and comma in the entry field

Skip Instructions: IF ENTRY lt 25 or gt 2800 then goto ERR1_R03COST

ELSE goto R03STORE

Instrument SAS Name: R03_COST

Destination Data Set: POP5

ERR1_R03COST

Check

BSECT20C.BLP_POPGRP5.ERR1_R03COST

Description: Out of Range Check

Inherited Universe:

Universe: (R03_COST lt 25 or R03_COST gt 2800) AND R03_COST <> DK AND R03_COST <> RF

Universe Description:

Text: THE VALUE ENTERED IS UNUSUALLY HIGH OR LOW

PLEASE VERIFY AND IF CORRECT, ENTER ITEM LEVEL NOTE

Check Instructions:

Type: Soft

Skip Instructions: Suppress: Goto R03STORE

All others, go back to R03_COST

Field

R03STORE
BSECT20C.BLP_POPGRP5.R03STORE

Description: Where Purchased

Form Pane Label: Business

SAS Name: R03STORE

Tag Name: R03STORE

Inherited Universe:

Universe: PSCATR03 = 1

Universe Description: HH did purchase DVD players, camcorders, or other video equipment in the last 12 months

Question Text: What is the name of the business where this was last purchased?

✦ [Enter store, website, or company name](#)

Type: String

Length: 45

Don't Know

Refuse

Empty

On Input

On Output

Array:

Special Instructions: IF uppercase entry contains ".COM" then set R03PURCH = 1 and "keep" and "Show"

Skip Instructions: IF uppercase entry does not contains ".COM" and is not a DK or RF then goto R03PURCH

ELSEIF Ask_R[06] = 1 then goto PSCATR06

ELSE goto END_POPGRP5

Instrument SAS Name: R03STORE

Destination Data Set: POP5

R03PURCH

Field

BSECT20C.BLP_POPGRP5.R03PURCH

Description: Purchased Online or in person

Form Pane Label: Online

SAS Name: R03PURCH

Tag Name: R03PURCH

Inherited Universe:

Universe: R03STORE = RESPONSE and
(Uppercase entry in R03STORE does not contain ".COM")

Universe Description: Business name is not DK, RF or .COM

Question Text: Was this paid for -

Type: Enumerated

Length: 1

Answer List: Tonline

Value:	Mnemonic:	Description:
1	Online	Online?
2	InPerson	In person?
3	MailTel	By mail or telephone order?
4	Other	Other

- Don't Know
- Refuse
- Empty

- On Input
- On Output

Array:

Special Instructions: Answer list descriptions for options 1-3 should be bold black

Skip Instructions: 1,3,4,DK,RF: IF Ask_R[06] = 1 then goto PSCATR06
ELSE goto END_POPGRP5

2: Goto R03LOC

Instrument SAS Name: R03PURCH

Destination Data Set: POP5

R03LOC

Field

BSECT20C.BLP_POPGRP5.R03LOC

Description: Purchase location - City

Form Pane Label: Location - City

SAS Name: R03LOC

Tag Name: R03LOC

Inherited Universe:

Universe: R03PURCH = 2

Universe Description: Paid for in person

Question Text: In what city is ^R03STORE_Fill located?

Fills: R03STORE_Fill

Instructions: Fill entry in R03STORE

Type: String

Length: 45

- Don't Know
- Refuse
- Empty

- On Input
- On Output

Array:

Skip Instructions: Goto R03LOCST

Instrument SAS Name: R03LOC

Destination Data Set: POP5

Field

R03LOCST

BSECT20C.BLP_POPGRP5.R03LOCST

Description: Purchase location - State

Form Pane Label: State

SAS Name: R03LOCST

Tag Name: R03LOCST

Inherited Universe:

Universe: R03PURCH = 2

Universe Description: Paid for in person

Help Screen: H_DESTCODE

Question Text: ? [F1]

In what state is ^R03STORE_Fill located?

Enter the two character state abbreviation

Fills: R03STORE_Fill

Instructions: Fill entry in R03STORE

Type: String

Length: 2

- Don't Know
- Refuse
- Empty

- On Input
- On Output

Array:

Special Instructions: Use answer type TState - STRING[2], display width 4

Skip Instructions: IF entry is not a valid state abbreviation then
goto CK_R03LOCST

ELSEIF Ask_R[06] = 1 then goto PSCATR06
ELSE goto END_POPGRP5

Instrument SAS Name: R03LOCST

Destination Data Set: POP5

Check

CK_R03LOCST
BSECT20C.BLP_POPGRP5.CK_R03LOCST

Description: Not a valid state abbreviation

Inherited Universe:

Universe: (Entry in R03LOCST is not a valid state abbreviation) AND R03LOCST <> DK AND R03LOCST <> RF

Universe Description: State abbreviation entered is not valid

Text: * [Not a valid state abbreviation](#)

Check Instructions:

Type: Hard

Skip Instructions: Go back to R03LOCST

PSCATR06

Field

BSECT20C.BLP_POPGRP5.PSCATR06

Description: Purchased any audio equipment in last 12 months

Form Pane Label: Audio Equipment

SAS Name: PSCATR06

Tag Name: PSCATR06

Inherited Universe:

Universe: Ask_R[06] = yes

Universe Description: Music players, stereos, radios, speakers, sound components, or other sound or video equipment was not selected in 6B (Item = 24, 25 or 26)

Question Text: ^PSCATR06Intro_Fill have ^YOU_ANYONE purchased any audio equipment for automobiles or home?

Fills: PSCATR06Intro_Fill

Instructions: If PSCATA01 = EMPTY AND PSCATA02 = EMPTY AND PSCATR01 = EMPTY AND PSCATR03 = EMPTY then fill "Now, please think about the last 12 months, since the first of ^TwelveMonthsAgo"
ELSE fill "In the last 12 months,"

Fills: TwelveMonthsAgo

Instructions: IF CUR_MONTHNUM = 01 then fill "December YEAR minus 2 years"
IF CUR_MONTHNUM = 02 then fill "January YEAR minus 1 year"
IF CUR_MONTHNUM = 03 then fill "February YEAR minus 1 year"
ELSEIF CUR_MONTHNUM = 04 then fill "March YEAR minus 1 year"
ELSEIF CUR_MONTHNUM = 05 then fill "April YEAR minus 1 year"
ELSEIF CUR_MONTHNUM = 06 then fill "May YEAR minus 1 year"
ELSEIF CUR_MONTHNUM = 07 then fill "June YEAR minus 1 year"
ELSEIF CUR_MONTHNUM = 08 then fill "July YEAR minus 1 year"
ELSEIF CUR_MONTHNUM = 09 then fill "August YEAR minus 1 year"
ELSEIF CUR_MONTHNUM = 10 then fill "September YEAR minus 1 year"
ELSEIF CUR_MONTHNUM = 11 then fill "October YEAR minus 1 year"
ELSEIF CUR_MONTHNUM = 12 then fill "November YEAR minus 1 year"

Fills: YOU_ANYONE

Instructions: IF NUMHOUSE = 1 then fill "you"
ELSE fill "you or anyone in your household"

Type: Enumerated

Length: 1

Answer List: TYesNo

Value:	Mnemonic:	Description:
1	Yes	Yes
2	No	No

- Don't Know
- Refuse
- Empty

- On Input
- On Output

Array:

Skip Instructions: 1: Goto R06_COST

2,DK,RF: Goto END_POPGRP5

Instrument SAS Name: PSCATR06

Destination Data Set: POP5

R06_COST

Field

BSECT20C.BLP_POPGRP5.R06_COST

Description: Purchase price

Form Pane Label: Cost

SAS Name: R06_COST

Tag Name: R06_COST

Inherited Universe:

Universe: PSCATR06 = 1

Universe Description: HH did purchase audio equipment in the last 12 months

Question Text: In the last 12 MONTHS, how much did ^YOU_YRCU spend on your last purchase of audio equipment for automobiles or home?

Fills: YOU_YRCU

Instructions: IF NUMHOUSE = 1 then fill "you"
ELSE fill "your household"

Type: Integer

Length: 7

Min: 1

Max: 999999

Don't Know

Refuse

Empty

On Input

On Output

Array:

Special Instructions: Display a \$ and comma in the entry field

Skip Instructions: IF ENTRY lt 5 or gt 1590 then goto ERR1_R06COST

ELSE goto R06STORE

Instrument SAS Name: R06_COST

Destination Data Set: POP5

Check

ERR1_R06COST
BSECT20C.BLP_POPGRP5.ERR1_R06COST

Description: Out of Range Check

Inherited Universe:

Universe: (R06_COST lt 5 or R06_COST gt 1590) AND R06_COST <> DK AND R06_COST <>
RF

Universe Description:

Text: THE VALUE ENTERED IS UNUSUALLY HIGH OR LOW

PLEASE VERIFY AND IF CORRECT, ENTER ITEM LEVEL NOTE

Check Instructions:

Type: Soft

Skip Instructions: Suppress: Goto R06STORE

All others, go back to R06_COST

R06STORE

Field

BSECT20C.BLP_POPGRP5.R06STORE

Description: Where Purchased

Form Pane Label: Business

SAS Name: R06STORE

Tag Name: R06STORE

Inherited Universe:

Universe: PSCATR06 = 1

Universe Description: HH did purchase audio equipment in the last 12 months

Question Text: What is the name of the business where this was last purchased?

✦ Enter store, website, or company name

Type: String

Length: 45

Don't Know

Refuse

Empty

On Input

On Output

Array:

Special Instructions: IF uppercase entry contains ".COM" then set R06PURCH = 1
and "keep" and "Show"

Skip Instructions: IF uppercase entry does not contains ".COM" and is not a DK
or RF then goto R06PURCH

ELSE goto END_POPGRP5

Instrument SAS Name: R06STORE

Destination Data Set: POP5

Field

R06PURCH
BSECT20C.BLP_POPGRP5.R06PURCH

Description: Purchased Online or in person

Form Pane Label: Online

SAS Name: R06PURCH

Tag Name: R06PURCH

Inherited Universe:

Universe: R06STORE = RESPONSE and
(Uppercase entry in R06STORE does not contain ".COM")

Universe Description: Business name is not DK, RF or .COM

Question Text: Was this paid for -

Type: Enumerated

Length: 1

Answer List: Tonline

Value:	Mnemonic:	Description:
1	Online	Online?
2	InPerson	In person?
3	MailTel	By mail or telephone order?
4	Other	Other

- Don't Know
- Refuse
- Empty

- On Input
- On Output

Array:

Special Instructions: Answer list descriptions for options 1-3 should be bold black

Skip Instructions: 1,3,4,DK,RF: Goto END_POPGRP5

2: Goto R06LOC

Instrument SAS Name: R06PURCH

Destination Data Set: POP5

Field

R06LOC
BSECT20C.BLP_POPGRP5.R06LOC

Description: Purchase location - City

Form Pane Label: Location - City

SAS Name: R06LOC

Tag Name: R06LOC

Inherited Universe:

Universe: R06PURCH = 2

Universe Description: Paid for in person

Question Text: In what city is ^R06STORE_Fill located?

Fills: R06STORE_Fill

Instructions: Fill entry in R06STORE

Type: String

Length: 45

Don't Know
 Refuse
 Empty

On Input
 On Output

Array:

Skip Instructions: Goto R06LOCST

Instrument SAS Name: R06LOC

Destination Data Set: POP5

R06LOCST

Field

BSECT20C.BLP_POPGRP5.R06LOCST

Description: Purchase location - State

Form Pane Label: State

SAS Name: R06LOCST

Tag Name: R06LOCST

Inherited Universe:

Universe: R06PURCH = 2

Universe Description: Paid for in person

Help Screen: H_DESTCODE

Question Text: ? [F1]

In what state is ^R06STORE_Fill located?

[Enter the two character state abbreviation](#)

Fills: R06STORE_Fill

Instructions: Fill entry in R06STORE

Type: String

Length: 2

- Don't Know
- Refuse
- Empty

- On Input
- On Output

Array:

Special Instructions: Use answer type TState - STRING[2], display width 4

Skip Instructions: IF entry is not a valid state abbreviation then
goto CK_R06LOCST

ELSE goto END_POPGRP5

Instrument SAS Name: R06LOCST

Destination Data Set: POP5

CK_R06LOCST

Check

BSECT20C.BLP_POPGRP5.CK_R06LOCST

Description: Not a valid state abbreviation

Inherited Universe:

Universe: (Entry in R06LOCST is not a valid state abbreviation) AND R06LOCST <> DK AND R06LOCST <> RF

Universe Description: State abbreviation entered is not valid

Text: * [Not a valid state abbreviation](#)

Check Instructions:

Type: Hard

Skip Instructions: Go back to R06LOCST

Field

END_POPGRP5
BSECT20C.BLP_POPGRP5.END_POPGRP5

Description: End of Section 20C - Pop Group 5

Form Pane Label:

SAS Name:

Tag Name:

Inherited Universe:

Universe:

Universe Description:

Question Text:

Type: Classification

Length: 0

- Don't Know
- Refuse
- Empty

- On Input
- On Output

Store Instructions: Set complete flag

```
IF Ask_A[06] = no and Ask_A[07] = no and Ask_A[01] = no  
and Ask_A[02] = no and Ask_R[01] = no and  
Ask_R[03] = no and Ask_R[06] = no THEN  
set S20C_Complete = 1
```

```
ELSEIF Ask_R[06] = yes THEN:  
IF (PSCATR06 = 2, DK or RF) or  
(R06STORE contains .COM or is DK or RF) or  
(R06PURCH = 1, 3, 4, DK or RF) or  
(R06LOCST = RESPONSE, DK or RF) then  
set S20C_Complete = 1  
ELSE set 20C_Compete = 2  
END
```

```
ELSEIF Ask_R[03] = yes THEN:  
IF (PSCATR03 = 2, DK or RF) or  
(R03STORE contains .COM or is DK or RF) or
```

```
(R03PURCH = 1, 3, 4, DK or RF) or  
(R03LOCST = RESPONSE, DK or RF) then  
  Set S20C_Complete = 1  
ELSE set 20C_Compete = 2  
END
```

```
ELSEIF Ask_R[01] = yes THEN:  
  IF (PSCATR01 = 2, DK or RF) or  
    (R01STORE contains .COM or is DK or RF) or  
    (R01PURCH = 1, 3, 4, DK or RF) or  
    (R01LOCST = RESPONSE, DK or RF) then  
    Set S20C_Complete = 1  
  ELSE set 20C_Compete = 2  
  END
```

```
ELSEIF Ask_A[02] = yes THEN:  
  IF (PSCATA02 = 2, DK or RF) or  
    (A02STORE contains .COM or is DK or RF) or  
    (A02PURCH = 1, 3, 4, DK or RF) or  
    (A02LOCST = RESPONSE, DK or RF) then  
    Set S20C_Complete = 1  
  ELSE set 20C_Compete = 2  
  END
```

```
ELSEIF Ask_A[01] = yes THEN:  
  IF (PSCATA01 = 2, DK or RF) or  
    (A01STORE contains .COM or is DK or RF) or  
    (A01PURCH = 1, 3, 4, DK or RF) or  
    (A01LOCST = RESPONSE, DK or RF) then  
    Set S20C_Complete = 1  
  ELSE set 20C_Compete = 2  
  END
```

```
ELSEIF Ask_A[07] = yes THEN:  
  IF (PSCATA07 = 2, DK or RF) or  
    (A07STORE contains .COM or is DK or RF) or  
    (A07PURCH = 1, 3, 4, DK or RF) or  
    (A07LOCST = RESPONSE, DK or RF) then  
    Set S20C_Complete = 1  
  ELSE set 20C_Compete = 2  
  END
```

```
ELSEIF Ask_A[06] = yes THEN:  
  IF ((PSCATA06 = 2, DK or RF) or  
    (A06STORE contains .COM or is DK or RF) or  
    (A06PURCH = 1, 3, 4, DK or RF) or  
    (A06LOCST = RESPONSE, DK or RF) then
```



```
        Set S20C_Complete = 1  
    ELSE set 20C_Compete = 2  
    END  
END
```

Array:

Skip Instructions: Exit section 20C and goto the next appropriate section

POP6_AskFlags

Field

BSECT20C.POP6_AskFlags

Description: Set PopGrp 6 "Ask" flags

Form Pane Label:

SAS Name:

Tag Name:

Inherited Universe:

Universe:

Universe Description:

Question Text:

Type: Classification

Length: 0

- Don't Know
- Refuse
- Empty

- On Input
- On Output

Store Instructions: Set question eligibility flags

```
IF (RT10.POPGRP = 6 or 06) and SECTCOMP[6] = 1 and  
SECTCOMP[9] = 1 and SECTCOMP[16] = 1 and SECTCOMP[17] = 1  
and SECTCOMP[19] = 1 THEN:
```

```
IF BSection16.LP16_Flag[17] = no then set Ask_R[20] = yes  
ENDIF
```

```
IF BSection16.LP16_Flag[18] = no then set Ask_R[17] = yes  
ENDIF
```

```
IF BSEC6PT.LP6B_Flag[14] = no then set Ask_R[18] = yes  
ENDIF
```

```
IF BSect9.LP9R_Flag[1] = no AND  
BSect17.LP17BC_Flag[2] = no then  
set Ask_T[04] = yes  
ENDIF
```

IF BSect19.LP19AFlag[2] = no then set Ask_R[19] = yes
ENDIF

ENDIF

Array:

Destination Data Set: POP6

BLP_POPGRP6
BSECT20C.BLP_POPGRP6

Block

Description:

Tab Name:
Fly Over Name:
Universe Type: If

Inherited Universe:

Universe: (RT10.POPGRP = 6 or 06) and SECTCOMP[6] = 1 and
SECTCOMP[9] = 1 and SECTCOMP[16] = 1 and SECTCOMP[17] = 1
and SECTCOMP[19] = 1

Universe Description:

Array:

Block Instructions:

Field

PGRP6_INTRO
BSECT20C.BLP_POPGRP6.PGRP6_INTRO

Description: Introduction

Form Pane Label: Intro

SAS Name:

Tag Name: PGRP6_INTRO

Inherited Universe:

Universe: Ask_R[20] = yes or Ask_R[17] = yes or Ask_R[18] = yes or Ask_R[19] = yes or Ask_T[04] = yes

Universe Description:

Question Text: The next few questions are about expenses made by ^YOU_ANYONE during the last two years, that is, as far back as ^TwoYearsAgo. We have used the responses that you've already given us to shorten this part of the interview, so I'll only be asking you about expenses that you told me that you did not have in the last three months.

Fills: YOU_ANYONE

Instructions: IF NUMHOUSE = 1 then fill "you"
ELSE fill "you or anyone in your household"

Fills: TwoYearsAgo

Instructions: IF CUR_MONTHNUM = 01 then fill "December YEAR minus 3 years"
IF CUR_MONTHNUM = 02 then fill "January YEAR minus 2 years"
IF CUR_MONTHNUM = 03 then fill "February YEAR minus 2 years"
ELSEIF CUR_MONTHNUM = 04 then fill "March YEAR minus 2 years"
ELSEIF CUR_MONTHNUM = 05 then fill "April YEAR minus 2 years"
ELSEIF CUR_MONTHNUM = 06 then fill "May YEAR minus 2 years"
ELSEIF CUR_MONTHNUM = 07 then fill "June YEAR minus 2 years"
ELSEIF CUR_MONTHNUM = 08 then fill "July YEAR minus 2 years"
ELSEIF CUR_MONTHNUM = 09 then fill "August YEAR minus 2 years"
ELSEIF CUR_MONTHNUM = 10 then fill "September YEAR minus 2 years"
ELSEIF CUR_MONTHNUM = 11 then fill "October YEAR minus 2 years"
ELSEIF CUR_MONTHNUM = 12 then fill "November YEAR minus 2 years"

Type: Enumerated

Length: 1

Answer List: TContinue

Value:	Mnemonic:	Description:
1	Continue	Enter 1 to Continue

- Don't Know
- Refuse
- Empty

- On Input
- On Output

Array:

Skip Instructions: IF Ask_R[20] = 1 then goto PSCATR20
ELSEIF Ask_R[17] = 1 then goto PSCATR17
ELSEIF Ask_R[18] = 1 then goto PSCATR18
ELSEIF Ask_R[19] = 1 then goto PSCATR19
ELSEIF Ask_T[04] = 1 then goto PSCATT04
ELSE goto END_POPGRP6

Instrument SAS Name: PGRP6_INTRO

Field

PSCATR20

BSECT20C.BLP_POPGRP6.PSCATR20

Description: Purchased any digital photo printing or film development services in last 6 months?

Form Pane Label: Photo Printing

SAS Name: PSCATR20

Tag Name: PSCATR20

Inherited Universe:

Universe: Ask_R[20] = yes

Universe Description: Photo printing or processing was not selected in 17
(Item = 17)

Question Text: Now, please think about the last six months, since the first of ^SixMonthsAgo have ^YOU_ANYONE purchased any digital photo printing or film development services?

Fills: SixMonthsAgo

Instructions: IF CUR_MONTHNUM = 01 then fill "July YEAR minus 1 year"
ELSEIF CUR_MONTHNUM = 02 then fill "August YEAR minus 1 year"
ELSEIF CUR_MONTHNUM = 03 then fill "September YEAR minus 1 year"
ELSEIF CUR_MONTHNUM = 04 then fill "October YEAR minus 1 year"
ELSEIF CUR_MONTHNUM = 05 then fill "November YEAR minus 1 year"
ELSEIF CUR_MONTHNUM = 06 then fill "December YEAR minus 1 year"
ELSEIF CUR_MONTHNUM = 07 then fill "January YEAR"
ELSEIF CUR_MONTHNUM = 08 then fill "February YEAR"
ELSEIF CUR_MONTHNUM = 09 then fill "March YEAR"
ELSEIF CUR_MONTHNUM = 10 then fill "April YEAR"
ELSEIF CUR_MONTHNUM = 11 then fill "May YEAR"
ELSEIF CUR_MONTHNUM = 12 then fill "June YEAR"

Fills: YOU_ANYONE

Instructions: IF NUMHOUSE = 1 then fill "you"
ELSE fill "you or anyone in your household"

Type: Enumerated

Length: 1

Answer List: TYesNo

Value:	Mnemonic:	Description:
1	Yes	Yes

2	No	No
---	----	----

- Don't Know
- Refuse
- Empty

- On Input
- On Output

Array:

Skip Instructions: 1: Goto R20_COST

```
2,DK,RF: IF Ask_R[17] = 1 then goto PSCATR17
          ELSEIF Ask_R[18] = 1 then goto PSCATR18
          ELSEIF Ask_R[19] = 1 then goto PSCATR19
          ELSEIF Ask_T[04] = 1 then goto PSCATT04
          ELSE goto END_POPGRP6
```

Instrument SAS Name: PSCATR20

Destination Data Set: POP6

Field

R20_COST
BSECT20C.BLP_POPGRP6.R20_COST

Description: Purchase price

Form Pane Label: Cost

SAS Name: R20_COST

Tag Name: R20_COST

Inherited Universe:

Universe: PSCATR20 = 1

Universe Description: HH did purchase digital photo printing or film development services in the last 6 months

Question Text: In the last SIX MONTHS, how much did ^YOU_YRCU spend on your last purchase of digital photo printing or film development services?

Fills: YOU_YRCU

Instructions: IF NUMHOUSE = 1 then fill "you"
ELSE fill "your household"

Type: Integer

Length: 7

Min: 1

Max: 999999

Don't Know
 Refuse
 Empty

On Input
 On Output

Array:

Special Instructions: Display a \$ and comma in the entry field

Skip Instructions: IF ENTRY lt 5 or gt 150 then goto ERR1_R20COST

ELSE goto R20STORE

Instrument SAS Name: R20_COST

Destination Data Set: POP6

Check

ERR1_R20COST
BSECT20C.BLP_POPGRP6.ERR1_R20COST

Description: Out of Range Check

Inherited Universe:

Universe: (R20_COST lt 5 or R20_COST gt 150) AND R20_COST <> DK AND R20_COST <>
RF

Universe Description:

Text: THE VALUE ENTERED IS UNUSUALLY HIGH OR LOW

PLEASE VERIFY AND IF CORRECT, ENTER ITEM LEVEL NOTE

Check Instructions:

Type: Soft

Skip Instructions: Suppress: Goto R20STORE

All others, go back to R20_COST

R20STORE

Field

BSECT20C.BLP_POPGRP6.R20STORE

Description: Where Purchased

Form Pane Label: Business

SAS Name: R20STORE

Tag Name: R20STORE

Inherited Universe:

Universe: PSCATR20 = 1

Universe Description: HH did purchase digital photo printing or film development services in the last 6 months

Question Text: What is the name of the business where this was last purchased?

✦ [Enter store, website, or company name](#)

Type: String

Length: 45

- Don't Know
 Refuse
 Empty

- On Input
 On Output

Array:

Special Instructions: IF uppercase entry contains ".COM" then set R20PURCH = 1 and "keep" and "Show"

Skip Instructions: IF uppercase entry does not contains ".COM" and is not a DK or RF then goto R20PURCH

ELSEIF Ask_R[17] = 1 then goto PSCATR17

ELSEIF Ask_R[18] = 1 then goto PSCATR18

ELSEIF Ask_R[19] = 1 then goto PSCATR19

ELSEIF Ask_T[04] = 1 then goto PSCATT04

ELSE goto END_POPGRP6

Instrument SAS Name: R20STORE

Destination Data Set: POP6

R20PURCH

Field

BSECT20C.BLP_POPGRP6.R20PURCH

Description: Purchased Online or in person

Form Pane Label: Online

SAS Name: R20PURCH

Tag Name: R20PURCH

Inherited Universe:

Universe: R20STORE = RESPONSE and
(Uppercase entry in R20STORE does not contain ".COM")

Universe Description: Business name is not DK, RF or .COM

Question Text: Was this paid for -

Type: Enumerated

Length: 1

Answer List: Tonline

Value:	Mnemonic:	Description:
1	Online	Online?
2	InPerson	In person?
3	MailTel	By mail or telephone order?
4	Other	Other

- Don't Know
- Refuse
- Empty

- On Input
- On Output

Array:

Special Instructions: Answer list descriptions for options 1-3 should be bold black

Skip Instructions: 1,3,4,DK,RF: IF LP17_Flag[18] = no then goto PSCATR17
ELSEIF LP6B_Flag[14] = no then goto PSCATR18
ELSEIF LP19A_Flag[2] = no then goto PSCATR19
ELSEIF LP10R_Flag[1] = no AND LP18B_Flag = no
then goto PSCATT04

ELSE goto END_POPGRP6

2: Goto R20LOC

Instrument SAS Name: R20PURCH

Destination Data Set: POP6

R20LOC

Field

BSECT20C.BLP_POPGRP6.R20LOC

Description: Purchase location - City

Form Pane Label: Location - City

SAS Name: R20LOC

Tag Name: R20LOC

Inherited Universe:

Universe: R20PURCH = 2

Universe Description: Paid for in person

Question Text: In what city is ^R20STORE_Fill located?

Fills: R20STORE_Fill

Instructions: Fill entry in R20STORE

Type: String

Length: 45

- Don't Know
- Refuse
- Empty

- On Input
- On Output

Array:

Skip Instructions: Goto R20LOCST

Instrument SAS Name: R20LOC

Destination Data Set: POP6

Field

R20LOCST
BSECT20C.BLP_POPGRP6.R20LOCST

Description: Purchase location - State

Form Pane Label: State

SAS Name: R20LOCST

Tag Name: R20LOCST

Inherited Universe:

Universe: R20PURCH = 2

Universe Description: Paid for in person

Help Screen: H_DESTCODE

Question Text: ? [F1]

In what state is ^R20STORE_Fill located?

Enter the two character state abbreviation

Fills: R20STORE_Fill

Instructions: Fill entry in R20STORE

Type: String

Length: 2

- Don't Know
- Refuse
- Empty

- On Input
- On Output

Array:

Special Instructions: Use answer type TState - STRING[2], display width 4

Skip Instructions: IF entry is not a valid state abbreviation then
goto CK_R20LOCST

ELSEIF Ask_R[17] = 1 then goto PSCATR17

ELSEIF Ask_R[18] = 1 then goto PSCATR18

ELSEIF Ask_R[19] = 1 then goto PSCATR19

ELSEIF Ask_T[04] = 1 then goto PSCATT04

ELSE goto END_POPGRP6

Instrument SAS Name: R20LOCST

Destination Data Set: POP6

Check

CK_R20LOCST
BSECT20C.BLP_POPGRP6.CK_R20LOCST

Description: Not a valid state abbreviation

Inherited Universe:

Universe: (Entry in R20LOCST is not a valid state abbreviation) AND R20LOCST <> DK AND R20LOCST <> RF

Universe Description: State abbreviation entered is not valid

Text: * [Not a valid state abbreviation](#)

Check Instructions:

Type: Hard

Skip Instructions: Go back to R20LOCST

PSCATR17

Field

BSECT20C.BLP_POPGRP6.PSCATR17

Description: Purchased any film, film development supplies, or disposable cameras in last 6 months

Form Pane Label: Photo Film

SAS Name: PSCATR17

Tag Name: PSCATR17

Inherited Universe:

Universe: Ask_R[17] = yes

Universe Description: Photographic film or disposable cameras was not selected in 17
(Item = 18)

Question Text: ^PSCATR17Intro_Fill have ^YOU_ANYONE purchased any film, film development supplies, or disposable cameras?

Fills: PSCATR17Intro_Fill

Instructions: If PSCATR20 = EMPTY then fill "Now, please think about the last six months, since the first of ^SixMonthsAgo"
ELSE fill "In the last six months,"

Fills: SixMonthsAgo

Instructions: IF CUR_MONTHNUM = 01 then fill "July YEAR minus 1 year"
ELSEIF CUR_MONTHNUM = 02 then fill "August YEAR minus 1 year"
ELSEIF CUR_MONTHNUM = 03 then fill "September YEAR minus 1 year"
ELSEIF CUR_MONTHNUM = 04 then fill "October YEAR minus 1 year"
ELSEIF CUR_MONTHNUM = 05 then fill "November YEAR minus 1 year"
ELSEIF CUR_MONTHNUM = 06 then fill "December YEAR minus 1 year"
ELSEIF CUR_MONTHNUM = 07 then fill "January YEAR"
ELSEIF CUR_MONTHNUM = 08 then fill "February YEAR"
ELSEIF CUR_MONTHNUM = 09 then fill "March YEAR"
ELSEIF CUR_MONTHNUM = 10 then fill "April YEAR"
ELSEIF CUR_MONTHNUM = 11 then fill "May YEAR"
ELSEIF CUR_MONTHNUM = 12 then fill "June YEAR"

Fills: YOU_ANYONE

Instructions: IF NUMHOUSE = 1 then fill "you"
ELSE fill "you or anyone in your household"

Type: Enumerated

Length: 1

Answer List: TYesNo

Value:	Mnemonic:	Description:
1	Yes	Yes
2	No	No

- Don't Know
- Refuse
- Empty

- On Input
- On Output

Array:

Skip Instructions: 1: Goto R17_COST

2,DK,RF: IF Ask_R[18] = 1 then goto PSCATR18
ELSEIF Ask_R[19] = 1 then goto PSCATR19
ELSEIF Ask_T[04] = 1 then goto PSCATT04
ELSE goto END_POPGRP6

Instrument SAS Name: PSCATR17

Destination Data Set: POP6

R17_COST

Field

BSECT20C.BLP_POPGRP6.R17_COST

Description: Purchase price

Form Pane Label: Cost

SAS Name: R17_COST

Tag Name: R17_COST

Inherited Universe:

Universe: PSCATR17 = 1

Universe Description: HH did purchase film, film developing supplies, or disposable cameras in the last 6 months

Question Text: In the last SIX MONTHS, how much did ^YOU_YRCU spend on your last purchase of any film, film developing supplies, or disposable cameras?

Fills: YOU_YRCU

Instructions: IF NUMHOUSE = 1 then fill "you"
ELSE fill "your household"

Type: Integer

Length: 7

Min: 1

Max: 999999

Don't Know
 Refuse
 Empty

On Input
 On Output

Array:

Special Instructions: Display a \$ and comma in the entry field

Skip Instructions: IF ENTRY lt 5 or gt 100 then goto ERR1_R17COST

ELSE goto R17STORE

Instrument SAS Name: R17_COST

Destination Data Set: POP6

ERR1_R17COST

Check

BSECT20C.BLP_POPGRP6.ERR1_R17COST

Description: Out of Range Check

Inherited Universe:

Universe: (R17_COST lt 5 or R17_COST gt 100) AND R17_COST <> DK AND R17_COST <>
RF

Universe Description:

Text: THE VALUE ENTERED IS UNUSUALLY HIGH OR LOW

PLEASE VERIFY AND IF CORRECT, ENTER ITEM LEVEL NOTE

Check Instructions:

Type: Soft

Skip Instructions: Suppress: Goto R17STORE

All others, go back to R17_COST

Field

R17STORE
BSECT20C.BLP_POPGRP6.R17STORE

Description: Where Purchased

Form Pane Label: Business

SAS Name: R17STORE

Tag Name: R17STORE

Inherited Universe:

Universe: PSCATR17 = 1

Universe Description: HH did purchase film, film developing supplies, or disposable cameras in the last 6 months

Question Text: What is the name of the business where this was last purchased?

✦ Enter store, website, or company name

Type: String

Length: 45

- Don't Know
- Refuse
- Empty

- On Input
- On Output

Array:

Special Instructions: IF uppercase entry contains ".COM" then set R17PURCH = 1 and "keep" and "Show"

Skip Instructions: IF uppercase entry does not contains ".COM" and is not a DK or RF then goto R17PURCH

ELSEIF Ask_R[18] = 1 then goto PSCATR18

ELSEIF Ask_R[19] = 1 then goto PSCATR19

ELSEIF Ask_T[04] = 1 then goto PSCATT04

ELSE goto END_POPGRP6

Instrument SAS Name: R17STORE

Destination Data Set: POP6

Field

R17PURCH
BSECT20C.BLP_POPGRP6.R17PURCH

Description: Purchased Online or in person

Form Pane Label: Online

SAS Name: R17PURCH

Tag Name: R17PURCH

Inherited Universe:

Universe: R17STORE = RESPONSE and
(Uppercase entry in R17STORE does not contain ".COM")

Universe Description: Business name is not DK, RF or .COM

Question Text: Was this paid for -

Type: Enumerated

Length: 1

Answer List: Tonline

Value:	Mnemonic:	Description:
1	Online	Online?
2	InPerson	In person?
3	MailTel	By mail or telephone order?
4	Other	Other

- Don't Know
- Refuse
- Empty

- On Input
- On Output

Array:

Special Instructions: Answer list descriptions for options 1-3 should be bold black

Skip Instructions: 1,3,4,DK,RF: IF LP6B_Flag[14] = no then goto PSCATR18
ELSEIF LP19A_Flag[2] = no then goto PSCATR19
ELSEIF LP10R_Flag[1] = no AND LP18B_Flag = no
then goto PSCATT04
ELSE goto END_POPGRP6

2: Goto R17LOC

Instrument SAS Name: R17PURCH

Destination Data Set: POP6

Field

R17LOC
BSECT20C.BLP_POPGRP6.R17LOC

Description: Purchase location - City

Form Pane Label: Location - City

SAS Name: R17LOC

Tag Name: R17LOC

Inherited Universe:

Universe: R17PURCH = 2

Universe Description: Paid for in person

Question Text: In what city is ^R17STORE_Fill located?

Fills: R17STORE_Fill

Instructions: Fill entry in R17STORE

Type: String

Length: 45

Don't Know
 Refuse
 Empty

On Input
 On Output

Array:

Skip Instructions: Goto R17LOCST

Instrument SAS Name: R17LOC

Destination Data Set: POP6

R17LOCST

Field

BSECT20C.BLP_POPGRP6.R17LOCST

Description: Purchase location - State

Form Pane Label: State

SAS Name: R17LOCST

Tag Name: R17LOCST

Inherited Universe:

Universe: R17PURCH = 2

Universe Description: Paid for in person

Help Screen: H_DESTCODE

Question Text: ? [F1]

In what state is ^R17STORE_Fill located?

[Enter the two character state abbreviation](#)

Fills: R17STORE_Fill

Instructions: Fill entry in R17STORE

Type: String

Length: 2

- Don't Know
- Refuse
- Empty

- On Input
- On Output

Array:

Special Instructions: Use answer type TState - STRING[2], display width 4

Skip Instructions: IF entry is not a valid state abbreviation then
goto CK_R17LOCST

ELSEIF Ask_R[18] = 1 then goto PSCATR18

ELSEIF Ask_R[19] = 1 then goto PSCATR19

ELSEIF Ask_T[04] = 1 then goto PSCATT04

ELSE goto END_POPGRP6

Instrument SAS Name: R17LOCST

Destination Data Set: POP6

CK_R17LOCST

Check

BSECT20C.BLP_POPGRP6.CK_R17LOCST

Description: Not a valid state abbreviation

Inherited Universe:

Universe: (Entry in R17LOCST is not a valid state abbreviation) AND R17LOCST <> DK AND R17LOCST <> RF

Universe Description: State abbreviation entered is not valid

Text: * [Not a valid state abbreviation](#)

Check Instructions:

Type: Hard

Skip Instructions: Go back to R17LOCST

Field

PSCATR18

BSECT20C.BLP_POPGRP6.PSCATR18

Description: Purchased any cameras or other photography equipment in last 2 years

Form Pane Label: Cameras

SAS Name: PSCATR18

Tag Name: PSCATR18

Inherited Universe:

Universe: Ask_R[18] = yes

Universe Description: Photographic equipment was not selected in 6B (Item = 14)

Question Text: Now, please think about the last two years, since the first of ^TwoYearsAgo have ^YOU_ANYONE purchased any cameras or other photography equipment excluding film?

Fills: TwoYearsAgo

Instructions: IF CUR_MONTHNUM = 01 then fill "December YEAR minus 3 years"
IF CUR_MONTHNUM = 02 then fill "January YEAR minus 2 years"
IF CUR_MONTHNUM = 03 then fill "February YEAR minus 2 years"
ELSEIF CUR_MONTHNUM = 04 then fill "March YEAR minus 2 years"
ELSEIF CUR_MONTHNUM = 05 then fill "April YEAR minus 2 years"
ELSEIF CUR_MONTHNUM = 06 then fill "May YEAR minus 2 years"
ELSEIF CUR_MONTHNUM = 07 then fill "June YEAR minus 2 years"
ELSEIF CUR_MONTHNUM = 08 then fill "July YEAR minus 2 years"
ELSEIF CUR_MONTHNUM = 09 then fill "August YEAR minus 2 years"
ELSEIF CUR_MONTHNUM = 10 then fill "September YEAR minus 2 years"
ELSEIF CUR_MONTHNUM = 11 then fill "October YEAR minus 2 years"
ELSEIF CUR_MONTHNUM = 12 then fill "November YEAR minus 2 years"

Fills: YOU_ANYONE

Instructions: IF NUMHOUSE = 1 then fill "you"
ELSE fill "you or anyone in your household"

Type: Enumerated

Length: 1

Answer List: TYesNo

Value:	Mnemonic:	Description:
1	Yes	Yes
2	No	No

Don't Know
 Refuse
 Empty

On Input
 On Output

Array:

Skip Instructions: 1: Goto R18_COST

2,DK,RF: IF Ask_R[19] = 1 then goto PSCATR19
ELSEIF Ask_T[04] = 1 then goto PSCATT04
ELSE goto END_POPGRP6

Instrument SAS Name: PSCATR18

Destination Data Set: POP6

Field

R18_COST
BSECT20C.BLP_POPGRP6.R18_COST

Description: Purchase price

Form Pane Label: Cost

SAS Name: R18_COST

Tag Name: R18_COST

Inherited Universe:

Universe: PSCATR18 = 1

Universe Description: HH did purchase cameras or other photography equipment in the last 2 years

Question Text: In the last TWO YEARS, how much did ^YOU_YRCU spend on your last purchase of any cameras or other photography equipment excluding film?

Fills: YOU_YRCU

Instructions: IF NUMHOUSE = 1 then fill "you"
ELSE fill "your household"

Type: Integer

Length: 7

Min: 1

Max: 999999

Don't Know

Refuse

Empty

On Input

On Output

Array:

Special Instructions: Display a \$ and comma in the entry field

Skip Instructions: IF ENTRY lt 6 or gt 1068 then goto ERR1_R18COST

ELSE goto R18STORE

Instrument SAS Name: R18_COST

Destination Data Set: POP6

ERR1_R18COST

Check

BSECT20C.BLP_POPGRP6.ERR1_R18COST

Description: Out of Range Check

Inherited Universe:

Universe: (R18_COST lt 6 or R18_COST gt 1068) AND R18_COST <> DK AND R18_COST <>
RF

Universe Description:

Text: THE VALUE ENTERED IS UNUSUALLY HIGH OR LOW

PLEASE VERIFY AND IF CORRECT, ENTER ITEM LEVEL NOTE

Check Instructions:

Type: Soft

Skip Instructions: Suppress: Goto R18STORE

All others, go back to R18_COST

Field

R18STORE
BSECT20C.BLP_POPGRP6.R18STORE

Description: Where Purchased

Form Pane Label: Business

SAS Name: R18STORE

Tag Name: R18STORE

Inherited Universe:

Universe: PSCATR18 = 1

Universe Description: HH did purchase cameras or other photography equipment in the last 2 years

Question Text: What is the name of the business where this was last purchased?

✦ Enter store, website, or company name

Type: String

Length: 45

Don't Know
 Refuse
 Empty

On Input
 On Output

Array:

Special Instructions: IF uppercase entry contains ".COM" then set R18PURCH = 1
and "keep" and "Show"

Skip Instructions: IF uppercase entry does not contains ".COM" and is not a DK
or RF then goto R18PURCH

ELSEIF Ask_R[19] = 1 then goto PSCATR19

ELSEIF Ask_T[04] = 1 then goto PSCATT04

ELSE goto END_POPGRP6

Instrument SAS Name: R18STORE

Destination Data Set: POP6

R18PURCH

Field

BSECT20C.BLP_POPGRP6.R18PURCH

Description: Purchased Online or in person

Form Pane Label: Online

SAS Name: R18PURCH

Tag Name: R18PURCH

Inherited Universe:

Universe: R18STORE = RESPONSE and
(Uppercase entry in R18STORE does not contain ".COM")

Universe Description: Business name is not DK, RF or .COM

Question Text: Was this paid for -

Type: Enumerated

Length: 1

Answer List: Tonline

Value:	Mnemonic:	Description:
1	Online	Online?
2	InPerson	In person?
3	MailTel	By mail or telephone order?
4	Other	Other

- Don't Know
- Refuse
- Empty

- On Input
- On Output

Array:

Special Instructions: Answer list descriptions for options 1-3 should be bold black

Skip Instructions: 1,3,4,DK,RF: IF LP19A_Flag[2] = no then goto PSCATR19
ELSEIF LP10R_Flag[1] = no AND LP18B_Flag = no
then goto PSCATT04
ELSE goto END_POPGRP6

2: Goto R18LOC

Instrument SAS Name: R18PURCH

Destination Data Set: POP6

R18LOC

Field

BSECT20C.BLP_POPGRP6.R18LOC

Description: Purchase location - City

Form Pane Label: Location - City

SAS Name: R18LOC

Tag Name: R18LOC

Inherited Universe:

Universe: R18PURCH = 2

Universe Description: Paid for in person

Question Text: In what city is ^R18STORE_Fill located?

Fills: R18STORE_Fill

Instructions: Fill entry in R18STORE

Type: String

Length: 45

- Don't Know
- Refuse
- Empty

- On Input
- On Output

Array:

Skip Instructions: Goto R18LOCST

Instrument SAS Name: R18LOC

Destination Data Set: POP6

Field

R18LOCST
BSECT20C.BLP_POPGRP6.R18LOCST

Description: Purchase location - State

Form Pane Label: State

SAS Name: R18LOCST

Tag Name: R18LOCST

Inherited Universe:

Universe: R18PURCH = 2

Universe Description: Paid for in person

Help Screen: H_DESTCODE

Question Text: ? [F1]

In what state is ^R18STORE_Fill located?

[Enter the two character state abbreviation](#)

Fills: R18STORE_Fill

Instructions: Fill entry in R18STORE

Type: String

Length: 2

- Don't Know
- Refuse
- Empty

- On Input
- On Output

Array:

Special Instructions: Use answer type TState - STRING[2], display width 4

Skip Instructions: IF entry is not a valid state abbreviation then
goto CK_R18LOCST

ELSEIF Ask_R[19] = 1 then goto PSCATR19

ELSEIF Ask_T[04] = 1 then goto PSCATT04

ELSE goto END_POPGRP6

Instrument SAS Name: R18LOCST

Destination Data Set: POP6

Check

CK_R18LOCST
BSECT20C.BLP_POPGRP6.CK_R18LOCST

Description: Not a valid state abbreviation

Inherited Universe:

Universe: (Entry in R18LOCST is not a valid state abbreviation) AND R18LOCST <> DK AND R18LOCST <> RF

Universe Description: State abbreviation entered is not valid

Text: * [Not a valid state abbreviation](#)

Check Instructions:

Type: Hard

Skip Instructions: Go back to R18LOCST

PSCATR19

Field

BSECT20C.BLP_POPGRP6.PSCATR19

Description: Had any expenses for photographer's fees in last 2 years

Form Pane Label: Professional Photo

SAS Name: PSCATR19

Tag Name: PSCATR19

Inherited Universe:

Universe: Ask_R[19] = yes

Universe Description: Professional photography was not selected in 19A (Item = 2)

Question Text: ^PSCATR19Intro_Fill have ^YOU_ANYONE had any expenses for
photographer's fees?

Fills: PSCATR19Intro_Fill

Instructions: If PSCATR18 = EMPTY then fill "Now, please think about the last two years,
since the first of ^TwoYearsAgo"
ELSE fill "In the last TWO YEARS,"

Fills: TwoYearsAgo

Instructions: IF CUR_MONTHNUM = 01 then fill "December YEAR minus 3 years"
IF CUR_MONTHNUM = 02 then fill "January YEAR minus 2 years"
IF CUR_MONTHNUM = 03 then fill "February YEAR minus 2 years"
ELSEIF CUR_MONTHNUM = 04 then fill "March YEAR minus 2 years"
ELSEIF CUR_MONTHNUM = 05 then fill "April YEAR minus 2 years"
ELSEIF CUR_MONTHNUM = 06 then fill "May YEAR minus 2 years"
ELSEIF CUR_MONTHNUM = 07 then fill "June YEAR minus 2 years"
ELSEIF CUR_MONTHNUM = 08 then fill "July YEAR minus 2 years"
ELSEIF CUR_MONTHNUM = 09 then fill "August YEAR minus 2 years"
ELSEIF CUR_MONTHNUM = 10 then fill "September YEAR minus 2 years"
ELSEIF CUR_MONTHNUM = 11 then fill "October YEAR minus 2 years"
ELSEIF CUR_MONTHNUM = 12 then fill "November YEAR minus 2 years"

Fills: YOU_ANYONE

Instructions: IF NUMHOUSE = 1 then fill "you"
ELSE fill "you or anyone in your household"

Type: Enumerated

Length: 1

Answer List: TYesNo

Value:	Mnemonic:	Description:
1	Yes	Yes
2	No	No

- Don't Know
- Refuse
- Empty

- On Input
- On Output

Array:

Skip Instructions: 1: Goto R19_COST

2,DK,RF: IF Ask_T[04] = 1 then goto PSCATT04
ELSE goto END_POPGRP6

Instrument SAS Name: PSCATR19

Destination Data Set: POP6

R19_COST

Field

BSECT20C.BLP_POPGRP6.R19_COST

Description: Purchase price

Form Pane Label: Cost

SAS Name: R19_COST

Tag Name: R19_COST

Inherited Universe:

Universe: PSCATR19 = 1

Universe Description: HH did have expenses for photographer's fees in the last 2 years

Question Text: In the last TWO YEARS, how much was ^YR_YRCUS last expense for photographer's fees?

Fills: YR_YRCUS

Instructions: IF NUMHOUSE = 1 then fill "your"
ELSE fill "your household's"

Type: Integer

Length: 7

Min: 1

Max: 999999

Don't Know

Refuse

Empty

On Input

On Output

Array:

Special Instructions: Display a \$ and comma in the entry field

Skip Instructions: IF ENTRY lt 8 or gt 800 then goto ERR1_R19COST

ELSE goto R19STORE

Instrument SAS Name: R19_COST

Destination Data Set: POP6

Check

ERR1_R19COST
BSECT20C.BLP_POPGRP6.ERR1_R19COST

Description: Out of Range Check

Inherited Universe:

Universe: (R19_COST lt 8 or R19_COST gt 800) AND R19_COST <> DK AND R19_COST <>
RF

Universe Description:

Text: THE VALUE ENTERED IS UNUSUALLY HIGH OR LOW

PLEASE VERIFY AND IF CORRECT, ENTER ITEM LEVEL NOTE

Check Instructions:

Type: Soft

Skip Instructions: Suppress: Goto R19STORE

All others, go back to R19_COST

R19STORE

Field

BSECT20C.BLP_POPGRP6.R19STORE

Description: Where Purchased

Form Pane Label: Business

SAS Name: R19STORE

Tag Name: R19STORE

Inherited Universe:

Universe: PSCATR19 = 1

Universe Description: HH did have expenses for photographer's fees in the last 2 years

Question Text: What is the name of the business where ^YOU_YRCU had this expense?

✦ Enter store, website, or company name

Fills: YOU_YRCU

Instructions: IF NUMHOUSE = 1 then fill "you"
ELSE fill "your household"

Type: String

Length: 45

Don't Know

Refuse

Empty

On Input

On Output

Array:

Special Instructions: IF uppercase entry contains ".COM" then set R19PURCH = 1
and "keep" and "Show"

Skip Instructions: IF uppercase entry does not contains ".COM" and is not a DK
or RF then goto R19PURCH

ELSEIF Ask_T[04] = 1 then goto PSCATT04

ELSE goto END_POPGRP6

Instrument SAS Name: R19STORE

Destination Data Set: POP6

R19PURCH

Field

BSECT20C.BLP_POPGRP6.R19PURCH

Description: Purchased Online or in person

Form Pane Label: Online

SAS Name: R19PURCH

Tag Name: R19PURCH

Inherited Universe:

Universe: R19STORE = RESPONSE and
(Uppercase entry in R19STORE does not contain ".COM")

Universe Description: Business name is not DK, RF or .COM

Question Text: Was this paid for -

Type: Enumerated

Length: 1

Answer List: Tonline

Value:	Mnemonic:	Description:
1	Online	Online?
2	InPerson	In person?
3	MailTel	By mail or telephone order?
4	Other	Other

- Don't Know
- Refuse
- Empty

- On Input
- On Output

Array:

Special Instructions: Answer list descriptions for options 1-3 should be bold black

Skip Instructions: 1,3,4,DK,RF: IF Ask_T[04] = 1 then goto PSCATT04
ELSE goto END_POPGRP6

2: Goto R19LOC

Instrument SAS Name: R19PURCH

Destination Data Set: POP6

R19LOC

Field

BSECT20C.BLP_POPGRP6.R19LOC

Description: Purchase location - City

Form Pane Label: Location - City

SAS Name: R19LOC

Tag Name: R19LOC

Inherited Universe:

Universe: R19PURCH = 2

Universe Description: Paid for in person

Question Text: In what city is ^R19STORE_Fill located?

Fills: R19STORE_Fill

Instructions: Fill entry in R19STORE

Type: String

Length: 45

- Don't Know
- Refuse
- Empty

- On Input
- On Output

Array:

Skip Instructions: Goto R19LOCST

Instrument SAS Name: R19LOC

Destination Data Set: POP6

Field

R19LOCST
BSECT20C.BLP_POPGRP6.R19LOCST

Description: Purchase location - State

Form Pane Label: State

SAS Name: R19LOCST

Tag Name: R19LOCST

Inherited Universe:

Universe: R19PURCH = 2

Universe Description: Paid for in person

Help Screen: H_DESTCODE

Question Text: ? [F1]

In what state is ^R19STORE_Fill located?

Enter the two character state abbreviation

Fills: R19STORE_Fill

Instructions: Fill entry in R19STORE

Type: String

Length: 2

- Don't Know
- Refuse
- Empty

- On Input
- On Output

Array:

Special Instructions: Use answer type TState - STRING[2], display width 4

Skip Instructions: IF entry is not a valid state abbreviation then
goto CK_R19LOCST

ELSEIF Ask_T[04] = 1 then goto PSCATT04

ELSE goto END_POPGRP6

Instrument SAS Name: R19LOCST

Destination Data Set: POP6

Check

CK_R19LOCST
BSECT20C.BLP_POPGRP6.CK_R19LOCST

Description: Not a valid state abbreviation

Inherited Universe:

Universe: (Entry in R19LOCST is not a valid state abbreviation) AND R19LOCST <> DK AND R19LOCST <> RF

Universe Description: State abbreviation entered is not valid

Text: * [Not a valid state abbreviation](#)

Check Instructions:

Type: Hard

Skip Instructions: Go back to R19LOCST

PSCATT04

Field

BSECT20C.BLP_POPGRP6.PSCATT04

Description: Had any expenses for rental cars in last 2 years

Form Pane Label: Rental Cars

SAS Name: PSCATT04

Tag Name: PSCATT04

Inherited Universe:

Universe: Ask_T[04] = yes

Universe Description: Rental cars was not selected in 10 or 18

Question Text: ^PSCATT04Intro_Fill have ^YOU_ANYONE had any expenses for car, truck, or van rentals?

Fills: PSCATT04Intro_Fill

Instructions: If PSCATR18 = EMPTY AND PSCATR19 = EMPTY then fill "Now, please think about the last two years, since the first of ^TwoYearsAgo"
ELSE fill "In the last TWO YEARS,"

Fills: TwoYearsAgo

Instructions: IF CUR_MONTHNUM = 01 then fill "December YEAR minus 3 years"
IF CUR_MONTHNUM = 02 then fill "January YEAR minus 2 years"
IF CUR_MONTHNUM = 03 then fill "February YEAR minus 2 years"
ELSEIF CUR_MONTHNUM = 04 then fill "March YEAR minus 2 years"
ELSEIF CUR_MONTHNUM = 05 then fill "April YEAR minus 2 years"
ELSEIF CUR_MONTHNUM = 06 then fill "May YEAR minus 2 years"
ELSEIF CUR_MONTHNUM = 07 then fill "June YEAR minus 2 years"
ELSEIF CUR_MONTHNUM = 08 then fill "July YEAR minus 2 years"
ELSEIF CUR_MONTHNUM = 09 then fill "August YEAR minus 2 years"
ELSEIF CUR_MONTHNUM = 10 then fill "September YEAR minus 2 years"
ELSEIF CUR_MONTHNUM = 11 then fill "October YEAR minus 2 years"
ELSEIF CUR_MONTHNUM = 12 then fill "November YEAR minus 2 years"

Fills: YOU_ANYONE

Instructions: IF NUMHOUSE = 1 then fill "you"
ELSE fill "you or anyone in your household"

Type: Enumerated

Length: 1

Answer List: TYesNo

Value:	Mnemonic:	Description:
1	Yes	Yes
2	No	No

- Don't Know
- Refuse
- Empty

- On Input
- On Output

Array:

Skip Instructions: 1: Goto T04_COST

2,DK,RF: Goto END_POPGRP6

Instrument SAS Name: PSCATT04

Destination Data Set: POP6

T04_COST

Field

BSECT20C.BLP_POPGRP6.T04_COST

Description: Purchase price

Form Pane Label: Cost

SAS Name: T04_COST

Tag Name: T04_COST

Inherited Universe:

Universe: PSCATT04 = 1

Universe Description: HH did have expenses for rental cars in the last 2 years

Question Text: In the last TWO YEARS, how much was ^YR_YRCUS last expense for car, truck, or van rentals?

Fills: YR_YRCUS

Instructions: IF NUMHOUSE = 1 then fill "your"
ELSE fill "your household's"

Type: Integer

Length: 7

Min: 1

Max: 999999

Don't Know

Refuse

Empty

On Input

On Output

Array:

Special Instructions: Display a \$ and comma in the entry field

Skip Instructions: IF ENTRY lt 10 or gt 1200 then goto ERR1_T04COST

ELSE goto T04STORE

Instrument SAS Name: T04_COST

Destination Data Set: POP6

Check

ERR1_T04COST
BSECT20C.BLP_POPGRP6.ERR1_T04COST

Description: Out of Range Check

Inherited Universe:

Universe: (T04_COST lt 10 or T04_COST gt 1200) AND T04_COST <> DK AND T04_COST <> RF

Universe Description:

Text: THE VALUE ENTERED IS UNUSUALLY HIGH OR LOW

PLEASE VERIFY AND IF CORRECT, ENTER ITEM LEVEL NOTE

Check Instructions:

Type: Soft

Skip Instructions: Suppress: Goto T04STORE

All others, go back to T04_COST

T04STORE

Field

BSECT20C.BLP_POPGRP6.T04STORE

Description: Where Purchased

Form Pane Label: Business

SAS Name: T04STORE

Tag Name: T04STORE

Inherited Universe:

Universe: PSCATT04 = 1

Universe Description: HH did have expenses for rental cars in the last 2 years

Question Text: What is the name of the business where ^YOU_YRCU had this expense?

✦ Enter store, website, or company name

Fills: YOU_YRCU

Instructions: IF NUMHOUSE = 1 then fill "you"
ELSE fill "your household"

Type: String

Length: 45

Don't Know

Refuse

Empty

On Input

On Output

Array:

Skip Instructions: RESPONSE: Goto T04PKCTY

DK,RF: Goto END_POPGRP6

Instrument SAS Name: T04STORE

Destination Data Set: POP6

Field

T04PKCTY
BSECT20C.BLP_POPGRP6.T04PKCTY

Description: Pick up location - City

Form Pane Label: Pickup - City

SAS Name: T04PKCTY

Tag Name: T04PKCTY

Inherited Universe:

Universe: T04STORE = RESPONSE

Universe Description: Business is not DK or RF

Question Text: In what city was the vehicle picked up?

Type: String

Length: 45

Don't Know

Refuse

Empty

On Input

On Output

Array:

Skip Instructions: Goto T04PKST

Instrument SAS Name: T04PKCTY

Destination Data Set: POP6

T04PKST

Field

BSECT20C.BLP_POPGRP6.T04PKST

Description: Pick up location - State

Form Pane Label: Pickup State

SAS Name: T04PKST

Tag Name: T04PKST

Inherited Universe:

Universe: T04STORE = RESPONSE

Universe Description: Business is not DK or RF

Help Screen: H_DESTCODE

Question Text: ? [F1]

In what state was the vehicle picked up?

Enter the two character state abbreviation or "XX" for foreign country

Type: String

Length: 2

Don't Know

Refuse

Empty

On Input

On Output

Array:

Special Instructions: Use answer type TState - STRING[2], display width 4

Skip Instructions: IF entry is not a valid state abbreviation then
goto CK_T04PKST

ELSEIF entry = XX then goto END_POPGRP6

ELSE goto T04DIR

Instrument SAS Name: T04PKST

Destination Data Set: POP6

CK_T04PKST

Check

BSECT20C.BLP_POPGRP6.CK_T04PKST

Description: Not a valid state abbreviation

Inherited Universe:

Universe: (Entry in T04PKST is not a valid state abbreviation) AND T04PKST <> DK AND T04PKST <> RF AND T04PKST <> XX

Universe Description: State abbreviation entered is not valid

Text: * [Not a valid state abbreviation](#)

Check Instructions:

Type: Hard

Skip Instructions: Go back to T04PKST

Field

T04DIR
BSECT20C.BLP_POPGRP6.T04DIR

Description: Direct or 3rd party

Form Pane Label: Direct

SAS Name: T04DIR

Tag Name: T04DIR

Inherited Universe:

Universe: T04STORE = RESPONSE AND (T04PKST is not an XX)

Universe Description: Business is not DK or RF and the pick up state is not a foreign country

Question Text: Was the reservation made directly with ^T04STORE_Fill or through a third party?

Fills: T04STORE_Fill

Instructions: Fill entry in T04STORE

Type: Enumerated

Length: 1

Answer List: TDirectThird

Value:	Mnemonic:	Description:
1	Direct	Direct
2	Third	Third party

Don't Know

Refuse

Empty

On Input

On Output

Array:

Special Instructions: IF (T04DIR = 1, DK or RF) AND uppercase entry in T04STORE contains ".COM" then set T04PURCH = 1 and "keep" and "Show"

Skip Instructions: 1,DK,RF: IF Uppercase entry in T04STORE contains ".COM" then goto END_POPGRP6 ELSE goto T04PURCH

2: Goto T04THRDP

Instrument SAS Name: T04DIR

Destination Data Set: POP6

Field

T04THRDP

BSECT20C.BLP_POPGRP6.T04THRDP

Description: Name of reservation company

Form Pane Label: 3rd Party

SAS Name: T04THRDP

Tag Name: T04THRDP

Inherited Universe:

Universe: T04DIR = 2

Universe Description: Reservation was made through a third party

Question Text: What is the name of the company you used to make the reservation?

✦ Enter company name

Type: String

Length: 45

Don't Know

Refuse

Empty

On Input

On Output

Array:

Special Instructions: IF uppercase entry contains ".COM" then set
T04PURCH = 1 and "keep" and "Show"

Skip Instructions: IF uppercase entry contains ".COM" or is DK or RF then
goto END_POPGRP6

ELSE goto T04PURCH

Instrument SAS Name: T04THRDP

Destination Data Set: POP6

T04PURCH

Field

BSECT20C.BLP_POPGRP6.T04PURCH

Description: Purchased Online or in person

Form Pane Label: Online

SAS Name: T04PURCH

Tag Name: T04PURCH

Inherited Universe:

Universe: ((T04DIR = 1,DK or RF) AND T04STORE = RESPONSE and
(Uppercase entry in T04STORE does not contain ".COM"))
OR
(T04THRDP = RESPONSE and
(Uppercase entry in T04THRDP does not contain ".COM"))

Universe Description:

Question Text: Was the reservation made -

Type: Enumerated

Length: 1

Answer List: Tonline

Value:	Mnemonic:	Description:
1	Online	Online?
2	InPerson	In person?
3	MailTel	By mail or telephone order?
4	Other	Other

Don't Know
 Refuse
 Empty

On Input
 On Output

Array:

Special Instructions: Answer list descriptions for options 1-3 should be bold black

Skip Instructions: 1,3,4,DK,RF: Goto END_POPGRP6

2: IF T04THRDP = RESPONSE then goto T04LOC
ELSE goto END_POPGRP6

Instrument SAS Name: T04PURCH

Destination Data Set: POP6

T04LOC

Field

BSECT20C.BLP_POPGRP6.T04LOC

Description: Purchase location - City

Form Pane Label: Location - City

SAS Name: T04LOC

Tag Name: T04LOC

Inherited Universe:

Universe: T04PURCH = 2 AND T04THRDP = RESPONSE

Universe Description: Paid for in person

Question Text: In what city is ^T04THRDP_Fill located?

Fills: T04THRDP_Fill

Instructions: Fill entry in T04THRDP

Type: String

Length: 45

- Don't Know
- Refuse
- Empty

- On Input
- On Output

Array:

Skip Instructions: Goto T04LOCST

Instrument SAS Name: T04LOC

Destination Data Set: POP6

Field

T04LOCST
BSECT20C.BLP_POPGRP6.T04LOCST

Description: Purchase location - State

Form Pane Label: State

SAS Name: T04LOCST

Tag Name: T04LOCST

Inherited Universe:

Universe: T04PURCH = 2 AND T04THRDP = RESPONSE

Universe Description: Paid for in person

Help Screen: H_DESTCODE

Question Text: ? [F1]

In what state is ^T04THRDP_Fill located?

Enter the two character state abbreviation

Fills: T04THRDP_Fill

Instructions: Fill entry in T04THRDP

Type: String

Length: 2

- Don't Know
- Refuse
- Empty

- On Input
- On Output

Array:

Special Instructions: Use answer type TState - STRING[2], display width 4

Skip Instructions: IF entry is not a valid state abbreviation then
goto CK_T04LOCST

ELSE goto END_POPGRP6

Instrument SAS Name: T04LOCST

Destination Data Set: POP6

Check

CK_T04LOCST
BSECT20C.BLP_POPGRP6.CK_T04LOCST

Description: Not a valid state abbreviation

Inherited Universe:

Universe: (Entry in T04LOCST is not a valid state abbreviation) AND T04LOCST <> DK AND T04LOCST <> RF

Universe Description: State abbreviation entered is not valid

Text: * [Not a valid state abbreviation](#)

Check Instructions:

Type: Hard

Skip Instructions: Go back to T04LOCST

END_POPGRP6

Field

BSECT20C.BLP_POPGRP6.END_POPGRP6

Description: End of pop group 6 section

Form Pane Label:

SAS Name:

Tag Name:

Inherited Universe:

Universe:

Universe Description:

Question Text:

Type: Classification

Length: 0

- Don't Know
- Refuse
- Empty

- On Input
- On Output

Store Instructions: Set complete flag

```
IF Ask_R[20] = no and Ask_R[17] = no and Ask_R[18] = no  
and Ask_R[19] = no and Ask_T[04] = no THEN  
set S20C_Complete = 1
```

```
ELSEIF Ask_T[04] = yes THEN:
```

```
IF (PSCATT04 = 2, DK or RF) or  
(T04STORE = DK or RF) or  
((T04DIR = 1,2,DK or RF) and  
T04STORE contains .COM) or  
(T04PURCH = 1, 3, 4, DK or RF) or  
(T04LOCST = RESPONSE, DK or RF) then  
set S20C_Complete = 1
```

```
ELSE set S20C_Complete = 2  
ENDIF
```

```
ELSEIF Ask_R[19] = yes THEN:
```

```
IF (PSCATR19 = 2, DK or RF) or  
(R19STORE contains .COM or is DK or RF) or
```

```
(R19PURCH = 1, 3, 4, DK or RF) or  
(R19LOCST = RESPONSE, DK or RF) then  
Set S20C_Complete = 1  
ELSE set S20C_Compete = 2  
ENDIF
```

```
ELSEIF Ask_R[18] = yes THEN:  
IF (PSCATR18 = 2, DK or RF) or  
(R18STORE contains .COM or is DK or RF) or  
(R18PURCH = 1, 3, 4, DK or RF) or  
(R18LOCST = RESPONSE, DK or RF) then  
Set S20C_Complete = 1  
ELSE set S20C_Compete = 2  
ENDIF
```

```
ELSEIF Ask_R[17] = yes THEN:  
IF (PSCATR17 = 2, DK or RF) or  
(R17STORE contains .COM or is DK or RF) or  
(R17PURCH = 1, 3, 4, DK or RF) or  
(R17LOCST = RESPONSE, DK or RF) then  
Set S20C_Complete = 1  
ELSE set S20C_Compete = 2  
ENDIF
```

```
ELSEIF Ask_R[20] = yes THEN:  
IF (PSCATR20 = 2, DK or RF) or  
(R20STORE contains .COM or is DK or RF) or  
(R20PURCH = 1, 3, 4, DK or RF) or  
(R20LOCST = RESPONSE, DK or RF) then  
Set S20C_Complete = 1  
ELSE set S20C_Compete = 2  
ENDIF  
ENDIF
```

Array:

POP7_AskFlags

Field

BSECT20C.POP7_AskFlags

Description: Set PopGrp 7 "Ask" flags

Form Pane Label:

SAS Name:

Tag Name:

Inherited Universe:

Universe:

Universe Description:

Question Text:

Type: Classification

Length: 0

- Don't Know
- Refuse
- Empty

- On Input
- On Output

Store Instructions: Set question eligibility flags

```
IF (RT10.POPGRP = 7 or 07) and SECTCOMP[4] = 1 and  
SECTCOMP[6] = 1 and SECTCOMP[16] = 1 and  
SECTCOMP[18] = 1 THEN:
```

```
set Ask_A[23] = yes
```

```
IF BSEC6PT.LP6B_Flag[9] = no and  
BSEC6PT.LP6B_Flag[10] = no and  
BSEC6PT.LP6B_Flag[11] = no and  
BSection16.LP16_Flag[27] = no then
```

```
set Ask_E[12] = yes
```

```
END
```

```
IF BSection4.LP4A_Flag[3] = no and  
BSection4.BSection04B.INTAWAY = 2  
then set Ask_E[13] = yes
```

END

IF BSect18.LP18A_Flag[2] = no then set Ask_A[22] = yes
END

IF BSEC6PT.LP6B_Flag[6] = no then set Ask_E[15] = yes
END

IF BSect18.LP18A_Flag[4] = no then set Ask_G[12] = yes
END

IF BSect18.LP18A_Flag[6] = no and
BSect18.LP18A_Flag[7] = no then
set Ask_G[13] = yes
END

IF BSect18.LP18A_Flag[5] = no then set Ask_G[14] = yes
END

IF BSEC6PT.LP6B_Flag[8] = no and
BSEC6PT.LP6B_Flag[10] = no then
set Ask_E[11] = yes
END

IF BSEC6PT.LP6B_Flag[13] = no then set Ask_E[14] = yes
END

END

Array:

Destination Data Set: POP7

BLP_POPGRP7
BSECT20C.BLP_POPGRP7

Block

Description: Extended Recall Block for Pop Group 7

Tab Name:
Fly Over Name:
Universe Type: If

Inherited Universe:

Universe: (RT10.POPGRP = 7 or 07) and SECTCOMP[4] = 1 and
SECTCOMP[6] = 1 and SECTCOMP[16] = 1 and SECTCOMP[18] = 1

Universe Description:

Array:

Block Instructions:

Field

PGRP7_INTRO
BSECT20C.BLP_POPGRP7.PGRP7_INTRO

Description: Introduction

Form Pane Label: Intro

SAS Name:

Tag Name: PGRP7_INTRO

Inherited Universe:

Universe: Ask_A[23] = yes or Ask_E[12] = yes or Ask_E[13] = yes or
Ask_A[22] = yes or Ask_E[15] = yes or Ask_G[12] = yes or
Ask_G[13] = yes or Ask_G[14] = yes or Ask_E[11] = yes or
Ask_E[14] = yes

Universe Description:

Question Text: The next few questions are about expenses made by ^YOU_ANYONE during the last two years, that is, as far back as ^TwoYearsAgo. We have used the responses that you've already given us to shorten this part of the interview, so I'll only be asking you about expenses that you told me that you did not have in the last three months.

Fills: TwoYearsAgo

Instructions: IF CUR_MONTHNUM = 01 then fill "December YEAR minus 3 years"
IF CUR_MONTHNUM = 02 then fill "January YEAR minus 2 years"
IF CUR_MONTHNUM = 03 then fill "February YEAR minus 2 years"
ELSEIF CUR_MONTHNUM = 04 then fill "March YEAR minus 2 years"
ELSEIF CUR_MONTHNUM = 05 then fill "April YEAR minus 2 years"
ELSEIF CUR_MONTHNUM = 06 then fill "May YEAR minus 2 years"
ELSEIF CUR_MONTHNUM = 07 then fill "June YEAR minus 2 years"
ELSEIF CUR_MONTHNUM = 08 then fill "July YEAR minus 2 years"
ELSEIF CUR_MONTHNUM = 09 then fill "August YEAR minus 2 years"
ELSEIF CUR_MONTHNUM = 10 then fill "September YEAR minus 2 years"
ELSEIF CUR_MONTHNUM = 11 then fill "October YEAR minus 2 years"
ELSEIF CUR_MONTHNUM = 12 then fill "November YEAR minus 2 years"

Fills: YOU_ANYONE

Instructions: IF NUMHOUSE = 1 then fill "you"
ELSE fill "you or anyone in your household"

Type: Enumerated

Length: 1

Answer List: TContinue

Value:	Mnemonic:	Description:
1	Continue	Enter 1 to Continue

- Don't Know
- Refuse
- Empty

- On Input
- On Output

Array:

Skip Instructions: IF Ask_A[23] = 1 then goto PSCATA23
ELSEIF Ask_E[12] = 1 then goto PSCATE12
ELSEIF Ask_E[13] = 1 then goto PSCATE13
ELSEIF Ask_A[22] = 1 then goto PSCATA22
ELSEIF Ask_E[15] = 1 then goto PSCATE15
ELSEIF Ask_G[12] = 1 then goto PSCATG12
ELSEIF Ask_G[13] = 1 then goto PSCATG13
ELSEIF Ask_G[14] = 1 then goto PSCATG14
ELSEIF Ask_E[11] = 1 then goto PSCATE11
ELSEIF Ask_E[14] = 1 then goto PSCATE14
ELSE goto END_POPGRP7

Instrument SAS Name: PGRP7_INTRO

Field

PSCATA23

BSECT20C.BLP_POPGRP7.PSCATA23

Description: Purchased any jewelry in last 6 months

Form Pane Label: Jewelry

SAS Name: PSCATA23

Tag Name: PSCATA23

Inherited Universe:

Universe: Ask_A[23] = yes

Universe Description: Jewelry was not selected in 9A

Question Text: Now, please think about the last six months, since the first of ^SixMonthsAgo have ^YOU_ANYONE purchased any jewelry?

Fills: SixMonthsAgo

Instructions: IF CUR_MONTHNUM = 01 then fill "July YEAR minus 1 year"
ELSEIF CUR_MONTHNUM = 02 then fill "August YEAR minus 1 year"
ELSEIF CUR_MONTHNUM = 03 then fill "September YEAR minus 1 year"
ELSEIF CUR_MONTHNUM = 04 then fill "October YEAR minus 1 year"
ELSEIF CUR_MONTHNUM = 05 then fill "November YEAR minus 1 year"
ELSEIF CUR_MONTHNUM = 06 then fill "December YEAR minus 1 year"
ELSEIF CUR_MONTHNUM = 07 then fill "January YEAR"
ELSEIF CUR_MONTHNUM = 08 then fill "February YEAR"
ELSEIF CUR_MONTHNUM = 09 then fill "March YEAR"
ELSEIF CUR_MONTHNUM = 10 then fill "April YEAR"
ELSEIF CUR_MONTHNUM = 11 then fill "May YEAR"
ELSEIF CUR_MONTHNUM = 12 then fill "June YEAR"

Fills: YOU_ANYONE

Instructions: IF NUMHOUSE = 1 then fill "you"
ELSE fill "you or anyone in your household"

Type: Enumerated

Length: 1

Answer List: TYesNo

Value:	Mnemonic:	Description:
1	Yes	Yes
2	No	No

Don't Know
 Refuse
 Empty

On Input
 On Output

Array:

Skip Instructions: 1: Goto A23_COST

```
2,DK,RF: IF Ask_E[12] = 1 then goto PSCATE12
        ELSEIF Ask_E[13] = 1 then goto PSCATE13
        ELSEIF Ask_A[22] = 1 then goto PSCATA22
        ELSEIF Ask_E[15] = 1 then goto PSCATE15
        ELSEIF Ask_G[12] = 1 then goto PSCATG12
        ELSEIF Ask_G[13] = 1 then goto PSCATG13
        ELSEIF Ask_G[14] = 1 then goto PSCATG14
        ELSEIF Ask_E[11] = 1 then goto PSCATE11
        ELSEIF Ask_E[14] = 1 then goto PSCATE14
        ELSE goto END_POPGRP7
```

Instrument SAS Name: PSCATA23

Destination Data Set: POP7

Field

A23_COST
BSECT20C.BLP_POPGRP7.A23_COST

Description: Purchase price

Form Pane Label: Cost

SAS Name: A23_COST

Tag Name: A23_COST

Inherited Universe:

Universe: PSCATA23 = 1

Universe Description: HH did have expenses for jewelry in the last 6 months

Question Text: In the last **SIX MONTHS**, how much did ^YOU_YRCU spend on your last purchase of jewelry?

Fills: YOU_YRCU

Instructions: IF NUMHOUSE = 1 then fill "you"
ELSE fill "your household"

Type: Integer

Length: 7

Min: 1

Max: 999999

Don't Know

Refuse

Empty

On Input

On Output

Array:

Special Instructions: Display a \$ and comma in the entry field

Skip Instructions: IF ENTRY lt 5 or gt 1800 then goto ERR1_A23COST

ELSE goto A23STORE

Instrument SAS Name: A23_COST

Destination Data Set: POP7

ERR1_A23COST

Check

BSECT20C.BLP_POPGRP7.ERR1_A23COST

Description: Out of Range Check

Inherited Universe:

Universe: (A23_COST lt 5 or A23_COST gt 1800) AND A23_COST <> DK AND A23_COST <>
RF

Universe Description:

Text: THE VALUE ENTERED IS UNUSUALLY HIGH OR LOW

PLEASE VERIFY AND IF CORRECT, ENTER ITEM LEVEL NOTE

Check Instructions:

Type: Soft

Skip Instructions: Suppress: Goto A23STORE

All others, go back to A23_COST

Field

A23STORE

BSECT20C.BLP_POPGRP7.A23STORE

Description: Where Purchased

Form Pane Label: Business

SAS Name: A23STORE

Tag Name: A23STORE

Inherited Universe:

Universe: PSCATA23 = 1

Universe Description:

Question Text: What is the name of the business where this was last purchased?

✦ Enter store, website, or company name

Type: String

Length: 45

Don't Know

Refuse

Empty

On Input

On Output

Array:

Special Instructions: IF uppercase entry contains ".COM" then set A23PURCH = 1
and "keep" and "Show"

Skip Instructions: IF uppercase entry does not contains ".COM" and is not a DK
or RF then goto A23PURCH

```
ELSEIF Ask_E[12] = 1 then goto PSCATE12
ELSEIF Ask_E[13] = 1 then goto PSCATE13
ELSEIF Ask_A[22] = 1 then goto PSCATA22
ELSEIF Ask_E[15] = 1 then goto PSCATE15
ELSEIF Ask_G[12] = 1 then goto PSCATG12
ELSEIF Ask_G[13] = 1 then goto PSCATG13
ELSEIF Ask_G[14] = 1 then goto PSCATG14
ELSEIF Ask_E[11] = 1 then goto PSCATE11
ELSEIF Ask_E[14] = 1 then goto PSCATE14
```

ELSE goto END_POPGRP7

Instrument SAS Name: A23STORE

Destination Data Set: POP7

Field

A23PURCH
BSECT20C.BLP_POPGRP7.A23PURCH

Description: Purchased Online or in person

Form Pane Label: Online

SAS Name: A23PURCH

Tag Name: A23PURCH

Inherited Universe:

Universe: A23STORE = RESPONSE and
(Uppercase entry in A23STORE does not contain ".COM")

Universe Description: Business name is not DK, RF or .COM

Question Text: Was this paid for -

Type: Enumerated

Length: 1

Answer List: Tonline

Value:	Mnemonic:	Description:
1	Online	Online?
2	InPerson	In person?
3	MailTel	By mail or telephone order?
4	Other	Other

- Don't Know
- Refuse
- Empty

- On Input
- On Output

Array:

Special Instructions: Answer list descriptions for options 1-3 should be bold black

Skip Instructions: 1,3,4,DK,RF: IF Ask_E[12] = 1 then goto PSCATE12
ELSEIF Ask_E[13] = 1 then goto PSCATE13
ELSEIF Ask_A[22] = 1 then goto PSCATA22
ELSEIF Ask_E[15] = 1 then goto PSCATE15
ELSEIF Ask_G[12] = 1 then goto PSCATG12

```
ELSEIF Ask_G[13] = 1 then goto PSCATG13  
ELSEIF Ask_G[14] = 1 then goto PSCATG14  
ELSEIF Ask_E[11] = 1 then goto PSCATE11  
ELSEIF Ask_E[14] = 1 then goto PSCATE14  
ELSE goto END_POPGRP7
```

2: Goto A23LOC

Instrument SAS Name: A23PURCH

Destination Data Set: POP7

Field

A23LOC
BSECT20C.BLP_POPGRP7.A23LOC

Description: Purchase location - City

Form Pane Label: Location - City

SAS Name: A23LOC

Tag Name: A23LOC

Inherited Universe:

Universe: A23PURCH = 2

Universe Description: Purchased in person

Question Text: In what city is ^A23STORE_Fill located?

Fills: A23STORE_Fill

Instructions: Fill entry in A23STORE

Type: String

Length: 45

Don't Know
 Refuse
 Empty

On Input
 On Output

Array:

Skip Instructions: Goto A23LOCST

Instrument SAS Name: A23LOC

Destination Data Set: POP7

A23LOCST

Field

BSECT20C.BLP_POPGRP7.A23LOCST

Description: Purchase location - State

Form Pane Label: State

SAS Name: A23LOCST

Tag Name: A23LOCST

Inherited Universe:

Universe: A23PURCH = 2

Universe Description:

Help Screen: H_DESTCODE

Question Text: ? [F1]

In what state is ^A23STORE_Fill located?

[Enter the two character state abbreviation](#)

Fills: A23STORE_Fill

Instructions: Fill entry in A23STORE

Type: String

Length: 2

- Don't Know
- Refuse
- Empty

- On Input
- On Output

Array:

Special Instructions: Use answer type TState - STRING[2], display width 4

Skip Instructions: IF entry is not a valid state abbreviation then
goto CK_A23LOCST

```
ELSEIF Ask_E[12] = 1 then goto PSCATE12
ELSEIF Ask_E[13] = 1 then goto PSCATE13
ELSEIF Ask_A[22] = 1 then goto PSCATA22
ELSEIF Ask_E[15] = 1 then goto PSCATE15
```

```
ELSEIF Ask_G[12] = 1 then goto PSCATG12  
ELSEIF Ask_G[13] = 1 then goto PSCATG13  
ELSEIF Ask_G[14] = 1 then goto PSCATG14  
ELSEIF Ask_E[11] = 1 then goto PSCATE11  
ELSEIF Ask_E[14] = 1 then goto PSCATE14  
ELSE goto END_POPGRP7
```

Instrument SAS Name: A23LOCST

Destination Data Set: POP7

CK_A23LOCST

Check

BSECT20C.BLP_POPGRP7.CK_A23LOCST

Description: Not a valid state abbreviation

Inherited Universe:

Universe: (Entry in A23LOCST is not a valid state abbreviation) AND A23LOCST <> DK AND A23LOCST <> RF

Universe Description: State abbreviation entered is not valid

Text: * [Not a valid state abbreviation](#)

Check Instructions:

Type: Hard

Skip Instructions: Go back to A23LOCST

Field

PSCATE12

BSECT20C.BLP_POPGRP7.PSCATE12

Description: Purchased any computer software or games in last 6 months

Form Pane Label: Comp Software

SAS Name: PSCATE12

Tag Name: PSCATE12

Inherited Universe:

Universe: Ask_E[12] = yes

Universe Description: Computer software was not selected in 6B or 17

Question Text: ^PSCATE12Intro_Fill have ^YOU_ANYONE purchased any computer software, accessories, online games, or blank media?

Fills: PSCATE12Intro_Fill

Instructions: If PSCATA23 = EMPTY then fill "Now, please think about the last six months, since the first of ^SixMonthsAgo"
ELSE fill "In the last SIX MONTHS,"

Fills: SixMonthsAgo

Instructions: IF CUR_MONTHNUM = 01 then fill "July YEAR minus 1 year"
ELSEIF CUR_MONTHNUM = 02 then fill "August YEAR minus 1 year"
ELSEIF CUR_MONTHNUM = 03 then fill "September YEAR minus 1 year"
ELSEIF CUR_MONTHNUM = 04 then fill "October YEAR minus 1 year"
ELSEIF CUR_MONTHNUM = 05 then fill "November YEAR minus 1 year"
ELSEIF CUR_MONTHNUM = 06 then fill "December YEAR minus 1 year"
ELSEIF CUR_MONTHNUM = 07 then fill "January YEAR"
ELSEIF CUR_MONTHNUM = 08 then fill "February YEAR"
ELSEIF CUR_MONTHNUM = 09 then fill "March YEAR"
ELSEIF CUR_MONTHNUM = 10 then fill "April YEAR"
ELSEIF CUR_MONTHNUM = 11 then fill "May YEAR"
ELSEIF CUR_MONTHNUM = 12 then fill "June YEAR"

Fills: YOU_ANYONE

Instructions: IF NUMHOUSE = 1 then fill "you"
ELSE fill "you or anyone in your household"

Type: Enumerated

Length: 1

Answer List: TYesNo

Value:	Mnemonic:	Description:
1	Yes	Yes
2	No	No

- Don't Know
- Refuse
- Empty

- On Input
- On Output

Array:

Skip Instructions: 1: Goto E12_COST

```
2,DK,RF: IF Ask_E[13] = 1 then goto PSCATE13
          ELSEIF Ask_A[22] = 1 then goto PSCATA22
          ELSEIF Ask_E[15] = 1 then goto PSCATE15
          ELSEIF Ask_G[12] = 1 then goto PSCATG12
          ELSEIF Ask_G[13] = 1 then goto PSCATG13
          ELSEIF Ask_G[14] = 1 then goto PSCATG14
          ELSEIF Ask_E[11] = 1 then goto PSCATE11
          ELSEIF Ask_E[14] = 1 then goto PSCATE14
          ELSE goto END_POPGRP7
```

Instrument SAS Name: PSCATE12

Destination Data Set: POP7

Field

E12_COST
BSECT20C.BLP_POPGRP7.E12_COST

Description: Purchase price

Form Pane Label: Cost

SAS Name: E12_COST

Tag Name: E12_COST

Inherited Universe:

Universe: PSCATE12 = 1

Universe Description: HH did have expenses for computer software in the last 6 months

Question Text: In the last **SIX MONTHS**, how much did ^YOU_YRCU spend on your last purchase of computer software, accessories, online games, or blank media?

Fills: YOU_YRCU

Instructions: IF NUMHOUSE = 1 then fill "you"
ELSE fill "your household"

Type: Integer

Length: 7

Min: 1

Max: 999999

Don't Know

Refuse

Empty

On Input

On Output

Array:

Special Instructions: Display a \$ and comma in the entry field

Skip Instructions: IF ENTRY gt 400 then goto ERR1_E12COST

ELSE goto E12STORE

Instrument SAS Name: E12_COST

Destination Data Set: POP7

ERR1_E12COST

Check

BSECT20C.BLP_POPGRP7.ERR1_E12COST

Description: Out of Range Check

Inherited Universe:

Universe: (E12_COST gt 400) AND E12_COST <> DK AND E12_COST <> RF

Universe Description:

Text: THE VALUE ENTERED IS UNUSUALLY HIGH OR LOW

PLEASE VERIFY AND IF CORRECT, ENTER ITEM LEVEL NOTE

Check Instructions:

Type: Soft

Skip Instructions: Suppress: Goto E12STORE

All others, go back to E12_COST

Field

E12STORE
BSECT20C.BLP_POPGRP7.E12STORE

Description: Where Purchased

Form Pane Label: Business

SAS Name: E12STORE

Tag Name: E12STORE

Inherited Universe:

Universe: PSCATE12 = 1

Universe Description:

Question Text: What is the name of the business where this was last purchased?

✦ Enter store, website, or company name

Type: String

Length: 45

Don't Know
 Refuse
 Empty

On Input
 On Output

Array:

Special Instructions: IF uppercase entry contains ".COM" then set E12PURCH = 1
and "keep" and "Show"

Skip Instructions: IF uppercase entry does not contains ".COM" and is not a DK
or RF then goto E12PURCH

```
ELSEIF Ask_E[13] = 1 then goto PSCATE13  
ELSEIF Ask_A[22] = 1 then goto PSCATA22  
ELSEIF Ask_E[15] = 1 then goto PSCATE15  
ELSEIF Ask_G[12] = 1 then goto PSCATG12  
ELSEIF Ask_G[13] = 1 then goto PSCATG13  
ELSEIF Ask_G[14] = 1 then goto PSCATG14  
ELSEIF Ask_E[11] = 1 then goto PSCATE11  
ELSEIF Ask_E[14] = 1 then goto PSCATE14  
ELSE goto END_POPGRP7
```

Instrument SAS Name: E12STORE

Destination Data Set: POP7

Field

E12PURCH
BSECT20C.BLP_POPGRP7.E12PURCH

Description: Purchased Online or in person

Form Pane Label: Online

SAS Name: E12PURCH

Tag Name: E12PURCH

Inherited Universe:

Universe: E12STORE = RESPONSE and
(Uppercase entry in E12STORE does not contain ".COM")

Universe Description: Business name is not DK, RF or .COM

Question Text: Was this paid for -

Type: Enumerated

Length: 1

Answer List: Tonline

Value:	Mnemonic:	Description:
1	Online	Online?
2	InPerson	In person?
3	MailTel	By mail or telephone order?
4	Other	Other

- Don't Know
- Refuse
- Empty

- On Input
- On Output

Array:

Special Instructions: Answer list descriptions for options 1-3 should be bold black

Skip Instructions: 1,3,4,DK,RF: IF Ask_E[13] = 1 then goto PSCATE13
ELSEIF Ask_A[22] = 1 then goto PSCATA22
ELSEIF Ask_E[15] = 1 then goto PSCATE15
ELSEIF Ask_G[12] = 1 then goto PSCATG12
ELSEIF Ask_G[13] = 1 then goto PSCATG13

```
ELSEIF Ask_G[14] = 1 then goto PSCATG14  
ELSEIF Ask_E[11] = 1 then goto PSCATE11  
ELSEIF Ask_E[14] = 1 then goto PSCATE14  
ELSE goto END_POPGRP7
```

2: Goto E12LOC

Instrument SAS Name: E12PURCH

Destination Data Set: POP7

Field

E12LOC
BSECT20C.BLP_POPGRP7.E12LOC

Description: Purchase location - City

Form Pane Label: Location - City

SAS Name: E12LOC

Tag Name: E12LOC

Inherited Universe:

Universe: E12PURCH = 2

Universe Description: Purchased in person

Question Text: In what city is ^E12STORE_Fill located?

Fills: E12STORE_Fill

Instructions: Fill entry in E12STORE

Type: String

Length: 45

Don't Know
 Refuse
 Empty

On Input
 On Output

Array:

Skip Instructions: Goto E12LOCST

Instrument SAS Name: E12LOC

Destination Data Set: POP7

E12LOCST

Field

BSECT20C.BLP_POPGRP7.E12LOCST

Description: Purchase location - State

Form Pane Label: State

SAS Name: E12LOCST

Tag Name: E12LOCST

Inherited Universe:

Universe: E12PURCH = 2

Universe Description:

Help Screen: H_DESTCODE

Question Text: ? [F1]

In what state is ^E12STORE_Fill located?

[Enter the two character state abbreviation](#)

Fills: E12STORE_Fill

Instructions: Fill entry in E12STORE

Type: String

Length: 2

- Don't Know
- Refuse
- Empty

- On Input
- On Output

Array:

Special Instructions: Use answer type TState - STRING[2], display width 4

Skip Instructions: IF entry is not a valid state abbreviation then
goto CK_E12LOCST

```
ELSEIF Ask_E[13] = 1 then goto PSCATE13
ELSEIF Ask_A[22] = 1 then goto PSCATA22
ELSEIF Ask_E[15] = 1 then goto PSCATE15
```

```
ELSEIF Ask_G[12] = 1 then goto PSCATG12  
ELSEIF Ask_G[13] = 1 then goto PSCATG13  
ELSEIF Ask_G[14] = 1 then goto PSCATG14  
ELSEIF Ask_E[11] = 1 then goto PSCATE11  
ELSEIF Ask_E[14] = 1 then goto PSCATE14  
ELSE goto END_POPGRP7
```

Instrument SAS Name: E12LOCST

Destination Data Set: POP7

CK_E12LOCST

Check

BSECT20C.BLP_POPGRP7.CK_E12LOCST

Description: Not a valid state abbreviation

Inherited Universe:

Universe: (Entry in E12LOCST is not a valid state abbreviation) AND E12LOCST <> DK AND E12LOCST <> RF

Universe Description: State abbreviation entered is not valid

Text: * [Not a valid state abbreviation](#)

Check Instructions:

Type: Hard

Skip Instructions: Go back to E12LOCST

Field

PSCATE13

BSECT20C.BLP_POPGRP7.PSCATE13

Description: Had any expense for accessing the internet in last 6 months

Form Pane Label: Internet Service

SAS Name: PSCATE13

Tag Name: PSCATE13

Inherited Universe:

Universe: Ask_E[13] = yes

Universe Description: Internet service was not selected in 4A or 4B

Question Text: ^PSCATE13Intro_Fill have ^YOU_ANYONE had any expenses for accessing the internet at home or away from home? Do not include mobile data charges.

Fills: PSCATE13Intro_Fill

Instructions: If PSCATA23 = EMPTY AND PSCATE12 = EMPTY then fill "Now, please think about the last six months, since the first of ^SixMonthsAgo"
ELSE fill "In the last SIX MONTHS,"

Fills: SixMonthsAgo

Instructions: IF CUR_MONTHNUM = 01 then fill "July YEAR minus 1 year"
ELSEIF CUR_MONTHNUM = 02 then fill "August YEAR minus 1 year"
ELSEIF CUR_MONTHNUM = 03 then fill "September YEAR minus 1 year"
ELSEIF CUR_MONTHNUM = 04 then fill "October YEAR minus 1 year"
ELSEIF CUR_MONTHNUM = 05 then fill "November YEAR minus 1 year"
ELSEIF CUR_MONTHNUM = 06 then fill "December YEAR minus 1 year"
ELSEIF CUR_MONTHNUM = 07 then fill "January YEAR"
ELSEIF CUR_MONTHNUM = 08 then fill "February YEAR"
ELSEIF CUR_MONTHNUM = 09 then fill "March YEAR"
ELSEIF CUR_MONTHNUM = 10 then fill "April YEAR"
ELSEIF CUR_MONTHNUM = 11 then fill "May YEAR"
ELSEIF CUR_MONTHNUM = 12 then fill "June YEAR"

Fills: YOU_ANYONE

Instructions: IF NUMHOUSE = 1 then fill "you"
ELSE fill "you or anyone in your household"

Type: Enumerated

Length: 1

Answer List: TYesNo

Value:	Mnemonic:	Description:
1	Yes	Yes
2	No	No

- Don't Know
- Refuse
- Empty

- On Input
- On Output

Array:

Skip Instructions: 1: Goto E13_COST

```
2,DK,RF: IF Ask_A[22] = 1 then goto PSCATA22
          ELSEIF Ask_E[15] = 1 then goto PSCATE15
          ELSEIF Ask_G[12] = 1 then goto PSCATG12
          ELSEIF Ask_G[13] = 1 then goto PSCATG13
          ELSEIF Ask_G[14] = 1 then goto PSCATG14
          ELSEIF Ask_E[11] = 1 then goto PSCATE11
          ELSEIF Ask_E[14] = 1 then goto PSCATE14
          ELSE goto END_POPGRP7
```

Instrument SAS Name: PSCATE13

Destination Data Set: POP7

Field

E13_COST
BSECT20C.BLP_POPGRP7.E13_COST

Description: Purchase price

Form Pane Label: Cost

SAS Name: E13_COST

Tag Name: E13_COST

Inherited Universe:

Universe: PSCATE13 = 1

Universe Description: HH did have expenses for accessing the internet in the last 6 months

Question Text: In the last SIX MONTHS, how much was ^YR_YRCUS last expense for accessing the internet at home and away, including separate or bundled charges?

Fills: YR_YRCUS

Instructions: IF NUMHOUSE = 1 then fill "your"
ELSE fill "your household's"

Type: Integer

Length: 7

Min: 1

Max: 999999

- Don't Know
- Refuse
- Empty

- On Input
- On Output

Array:

Special Instructions: Display a \$ and comma in the entry field

Skip Instructions: IF ENTRY lt 5 or gt 60 then goto ERR1_E13COST

ELSE goto E13STORE

Instrument SAS Name: E13_COST

Destination Data Set: POP7

Check

ERR1_E13COST
BSECT20C.BLP_POPGRP7.ERR1_E13COST

Description: Out of Range Check

Inherited Universe:

Universe: (E13_COST lt 5 or E13_COST gt 60) AND E13_COST <> DK AND E13_COST <>
RF

Universe Description:

Text: THE VALUE ENTERED IS UNUSUALLY HIGH OR LOW

PLEASE VERIFY AND IF CORRECT, ENTER ITEM LEVEL NOTE

Check Instructions:

Type: Soft

Skip Instructions: Suppress: Goto E13STORE

All others, go back to E13_COST

E13STORE

Field

BSECT20C.BLP_POPGRP7.E13STORE

Description: Where Purchased

Form Pane Label: Business

SAS Name: E13STORE

Tag Name: E13STORE

Inherited Universe:

Universe: PSCATE13 = 1

Universe Description:

Question Text: What is the name of the business where YOU_YRCU had this expense?

✦ Enter store, website, or company name

Type: String

Length: 45

- Don't Know
- Refuse
- Empty

- On Input
- On Output

Array:

Special Instructions: IF uppercase entry contains ".COM" then set E13PURCH = 1
and "keep" and "Show"

Skip Instructions: IF uppercase entry does not contains ".COM" and is not a DK
or RF then goto E13PURCH

```
ELSEIF Ask_A[22] = 1 then goto PSCATA22  
ELSEIF Ask_E[15] = 1 then goto PSCATE15  
ELSEIF Ask_G[12] = 1 then goto PSCATG12  
ELSEIF Ask_G[13] = 1 then goto PSCATG13  
ELSEIF Ask_G[14] = 1 then goto PSCATG14  
ELSEIF Ask_E[11] = 1 then goto PSCATE11  
ELSEIF Ask_E[14] = 1 then goto PSCATE14  
ELSE goto END_POPGRP7
```

Instrument SAS Name: E13STORE

Destination Data Set: POP7

E13PURCH

Field

BSECT20C.BLP_POPGRP7.E13PURCH

Description: Purchased Online or in person

Form Pane Label: Online

SAS Name: E13PURCH

Tag Name: E13PURCH

Inherited Universe:

Universe: E13STORE = RESPONSE and
(Uppercase entry in E13STORE does not contain ".COM")

Universe Description: Business name is not DK, RF or .COM

Question Text: Was this paid for -

Type: Enumerated

Length: 1

Answer List: Tonline

Value:	Mnemonic:	Description:
1	Online	Online?
2	InPerson	In person?
3	MailTel	By mail or telephone order?
4	Other	Other

- Don't Know
- Refuse
- Empty

- On Input
- On Output

Array:

Special Instructions: Answer list descriptions for options 1-3 should be bold black

Skip Instructions: 1,3,4,DK,RF: IF Ask_A[22] = 1 then goto PSCATA22
ELSEIF Ask_E[15] = 1 then goto PSCATE15
ELSEIF Ask_G[12] = 1 then goto PSCATG12
ELSEIF Ask_G[13] = 1 then goto PSCATG13
ELSEIF Ask_G[14] = 1 then goto PSCATG14


```
ELSEIF Ask_E[11] = 1 then goto PSCATE11  
ELSEIF Ask_E[14] = 1 then goto PSCATE14  
ELSE goto END_POPGRP7
```

2: Goto E13LOC

Instrument SAS Name: E13PURCH

Destination Data Set: POP7

E13LOC

Field

BSECT20C.BLP_POPGRP7.E13LOC

Description: Purchase location - City

Form Pane Label: Location - City

SAS Name: E13LOC

Tag Name: E13LOC

Inherited Universe:

Universe: E13PURCH = 2

Universe Description: Purchased in person

Question Text: In what city is ^E13STORE_Fill located?

Fills: E13STORE_Fill

Instructions: Fill entry in E13STORE

Type: String

Length: 45

- Don't Know
- Refuse
- Empty

- On Input
- On Output

Array:

Skip Instructions: Goto E13LOCST

Instrument SAS Name: E13LOC

Destination Data Set: POP7

Field

E13LOCST

BSECT20C.BLP_POPGRP7.E13LOCST

Description: Purchase location - State

Form Pane Label: State

SAS Name: E13LOCST

Tag Name: E13LOCST

Inherited Universe:

Universe: E13PURCH = 2

Universe Description:

Help Screen: H_DESTCODE

Question Text: ? [F1]

In what state is ^E13STORE_Fill located?

[Enter the two character state abbreviation](#)

Fills: E13STORE_Fill

Instructions: Fill entry in E13STORE

Type: String

Length: 2

- Don't Know
- Refuse
- Empty

- On Input
- On Output

Array:

Special Instructions: Use answer type TState - STRING[2], display width 4

Skip Instructions: IF entry is not a valid state abbreviation then
goto CK_E13LOCST

ELSEIF Ask_A[22] = 1 then goto PSCATA22
ELSEIF Ask_E[15] = 1 then goto PSCATE15
ELSEIF Ask_G[12] = 1 then goto PSCATG12

```
ELSEIF Ask_G[13] = 1 then goto PSCATG13  
ELSEIF Ask_G[14] = 1 then goto PSCATG14  
ELSEIF Ask_E[11] = 1 then goto PSCATE11  
ELSEIF Ask_E[14] = 1 then goto PSCATE14  
ELSE goto END_POPGRP7
```

Instrument SAS Name: E13LOCST

Destination Data Set: POP7

Check

CK_E13LOCST
BSECT20C.BLP_POPGRP7.CK_E13LOCST

Description: Not a valid state abbreviation

Inherited Universe:

Universe: (Entry in E13LOCST is not a valid state abbreviation) AND E13LOCST <> DK AND E13LOCST <> RF

Universe Description: State abbreviation entered is not valid

Text: * [Not a valid state abbreviation](#)

Check Instructions:

Type: Hard

Skip Instructions: Go back to E13LOCST

PSCATA22

Field

BSECT20C.BLP_POPGRP7.PSCATA22

Description: Purchased watches in last 12 months

Form Pane Label: Watches

SAS Name: PSCATA22

Tag Name: PSCATA22

Inherited Universe:

Universe: Ask_A[22] = yes

Universe Description: Watches was not selected in 9A

Question Text: Now, please think about the last 12 months, since the first of
^TwelveMonthsAgo have ^YOU_ANYONE purchased any watches?

Fills: TwelveMonthsAgo

Instructions: IF CUR_MONTHNUM = 01 then fill "December YEAR minus 2 years"
IF CUR_MONTHNUM = 02 then fill "January YEAR minus 1 year"
IF CUR_MONTHNUM = 03 then fill "February YEAR minus 1 year"
ELSEIF CUR_MONTHNUM = 04 then fill "March YEAR minus 1 year"
ELSEIF CUR_MONTHNUM = 05 then fill "April YEAR minus 1 year"
ELSEIF CUR_MONTHNUM = 06 then fill "May YEAR minus 1 year"
ELSEIF CUR_MONTHNUM = 07 then fill "June YEAR minus 1 year"
ELSEIF CUR_MONTHNUM = 08 then fill "July YEAR minus 1 year"
ELSEIF CUR_MONTHNUM = 09 then fill "August YEAR minus 1 year"
ELSEIF CUR_MONTHNUM = 10 then fill "September YEAR minus 1 year"
ELSEIF CUR_MONTHNUM = 11 then fill "October YEAR minus 1 year"
ELSEIF CUR_MONTHNUM = 12 then fill "November YEAR minus 1 year"

Fills: YOU_ANYONE

Instructions: IF NUMHOUSE = 1 then fill "you"
ELSE fill "you or anyone in your household"

Type: Enumerated

Length: 1

Answer List: TYesNo

Value:	Mnemonic:	Description:
1	Yes	Yes
2	No	No

Don't Know
 Refuse
 Empty

On Input
 On Output

Array:

Skip Instructions: 1: Goto A22_COST

```
2,DK,RF: IF Ask_E[15] = 1 then goto PSCATE15  
        ELSEIF Ask_G[12] = 1 then goto PSCATG12  
        ELSEIF Ask_G[13] = 1 then goto PSCATG13  
        ELSEIF Ask_G[14] = 1 then goto PSCATG14  
        ELSEIF Ask_E[11] = 1 then goto PSCATE11  
        ELSEIF Ask_E[14] = 1 then goto PSCATE14  
        ELSE goto END_POPGRP7
```

Instrument SAS Name: PSCATA22

Destination Data Set: POP7

A22_COST

Field

BSECT20C.BLP_POPGRP7.A22_COST

Description: Purchase price

Form Pane Label: Cost

SAS Name: A22_COST

Tag Name: A22_COST

Inherited Universe:

Universe: PSCATA22 = 1

Universe Description: HH did purchase watches in the last 12 months

Question Text: In the last 12 MONTHS, how much did ^YOU_YRCU spend on your last purchase of watches?

Fills: YOU_YRCU

Instructions: IF NUMHOUSE = 1 then fill "you"
ELSE fill "your household"

Type: Integer

Length: 7

Min: 1

Max: 999999

Don't Know

Refuse

Empty

On Input

On Output

Array:

Special Instructions: Display a \$ and comma in the entry field

Skip Instructions: IF ENTRY lt 5 or gt 450 then goto ERR1_A22COST

ELSE goto A22STORE

Instrument SAS Name: A22_COST

Destination Data Set: POP7

Check

ERR1_A22COST
BSECT20C.BLP_POPGRP7.ERR1_A22COST

Description: Out of Range Check

Inherited Universe:

Universe: (A22_COST lt 5 or A22_COST gt 450) AND A22_COST <> DK AND A22_COST <>
RF

Universe Description:

Text: THE VALUE ENTERED IS UNUSUALLY HIGH OR LOW

PLEASE VERIFY AND IF CORRECT, ENTER ITEM LEVEL NOTE

Check Instructions:

Type: Soft

Skip Instructions: Suppress: Goto A22STORE

All others, go back to A22_COST

A22STORE

Field

BSECT20C.BLP_POPGRP7.A22STORE

Description: Where Purchased

Form Pane Label: Business

SAS Name: A22STORE

Tag Name: A22STORE

Inherited Universe:

Universe: PSCATA22 = 1

Universe Description:

Question Text: What is the name of the business where this was last purchased?

✦ Enter store, website, or company name

Type: String

Length: 45

Don't Know

Refuse

Empty

On Input

On Output

Array:

Special Instructions: IF uppercase entry contains ".COM" then set A22PURCH = 1
and "keep" and "Show"

Skip Instructions: IF uppercase entry does not contains ".COM" and is not a DK
or RF then goto A22PURCH

ELSEIF Ask_E[15] = 1 then goto PSCATE15

ELSEIF Ask_G[12] = 1 then goto PSCATG12

ELSEIF Ask_G[13] = 1 then goto PSCATG13

ELSEIF Ask_G[14] = 1 then goto PSCATG14

ELSEIF Ask_E[11] = 1 then goto PSCATE11

ELSEIF Ask_E[14] = 1 then goto PSCATE14

ELSE goto END_POPGRP7

Instrument SAS Name: A22STORE

Destination Data Set: POP7

A22PURCH

Field

BSECT20C.BLP_POPGRP7.A22PURCH

Description: Purchased Online or in person

Form Pane Label: Online

SAS Name: A22PURCH

Tag Name: A22PURCH

Inherited Universe:

Universe: A22STORE = RESPONSE and
(Uppercase entry in A22STORE does not contain ".COM")

Universe Description: Business name is not DK, RF or .COM

Question Text: Was this paid for -

Type: Enumerated

Length: 1

Answer List: Tonline

Value:	Mnemonic:	Description:
1	Online	Online?
2	InPerson	In person?
3	MailTel	By mail or telephone order?
4	Other	Other

- Don't Know
- Refuse
- Empty

- On Input
- On Output

Array:

Special Instructions: Answer list descriptions for options 1-3 should be bold black

Skip Instructions: 1,3,4,DK,RF: IF Ask_E[15] = 1 then goto PSCATE15
ELSEIF Ask_G[12] = 1 then goto PSCATG12
ELSEIF Ask_G[13] = 1 then goto PSCATG13
ELSEIF Ask_G[14] = 1 then goto PSCATG14
ELSEIF Ask_E[11] = 1 then goto PSCATE11

```
ELSEIF Ask_E[14] = 1 then goto PSCATE14  
ELSE goto END_POPGRP7
```

2: Goto A22LOC

Instrument SAS Name: A22PURCH

Destination Data Set: POP7

A22LOC

Field

BSECT20C.BLP_POPGRP7.A22LOC

Description: Purchase location - City

Form Pane Label: Location - City

SAS Name: A22LOC

Tag Name: A22LOC

Inherited Universe:

Universe: A22PURCH = 2

Universe Description: Purchased in person

Question Text: In what city is ^A22STORE_Fill located?

Fills: A22STORE_Fill

Instructions: Fill entry in A22STORE

Type: String

Length: 45

- Don't Know
- Refuse
- Empty

- On Input
- On Output

Array:

Skip Instructions: Goto A22LOCST

Instrument SAS Name: A22LOC

Destination Data Set: POP7

Field

A22LOCST

BSECT20C.BLP_POPGRP7.A22LOCST

Description: Purchase location - State

Form Pane Label: State

SAS Name: A22LOCST

Tag Name: A22LOCST

Inherited Universe:

Universe: A22PURCH = 2

Universe Description:

Help Screen: H_DESTCODE

Question Text: ? [F1]

In what state is ^A22STORE_Fill located?

[Enter the two character state abbreviation](#)

Fills: A22STORE_Fill

Instructions: Fill entry in A22STORE

Type: String

Length: 2

- Don't Know
- Refuse
- Empty

- On Input
- On Output

Array:

Special Instructions: Use answer type TState - STRING[2], display width 4

Skip Instructions: IF entry is not a valid state abbreviation then
goto CK_A22LOCST

ELSEIF Ask_E[15] = 1 then goto PSCATE15
ELSEIF Ask_G[12] = 1 then goto PSCATG12
ELSEIF Ask_G[13] = 1 then goto PSCATG13

```
ELSEIF Ask_G[14] = 1 then goto PSCATG14  
ELSEIF Ask_E[11] = 1 then goto PSCATE11  
ELSEIF Ask_E[14] = 1 then goto PSCATE14  
ELSE goto END_POPGRP7
```

Instrument SAS Name: A22LOCST

Destination Data Set: POP7

Check

CK_A22LOCST
BSECT20C.BLP_POPGRP7.CK_A22LOCST

Description: Not a valid state abbreviation

Inherited Universe:

Universe: (Entry in A22LOCST is not a valid state abbreviation) AND A22LOCST <> DK AND
A22LOCST <> RF

Universe Description: State abbreviation entered is not valid

Text: * [Not a valid state abbreviation](#)

Check Instructions:

Type: Hard

Skip Instructions: Go back to A22LOCST

PSCATE15

Field

BSECT20C.BLP_POPGRP7.PSCATE15

Description: Purchased any calculators, type writers or fax machines in last 12 months

Form Pane Label: Calculators

SAS Name: PSCATE15

Tag Name: PSCATE15

Inherited Universe:

Universe: Ask_E[15] = yes

Universe Description: Calculators, typewriters, and fax machines was not selected in 6B

Question Text: ^PSCATE15Intro_Fill have ^YOU_ANYONE purchased any calculators, typewriters, or fax machines?

Fills: PSCATE15Intro_Fill

Instructions: If PSCATA22 = EMPTY then fill "Now, please think about the last 12 months, since the first of ^TwelveMonthsAgo"
ELSE fill "In the last 12 MONTHS,"

Fills: TwelveMonthsAgo

Instructions: IF CUR_MONTHNUM = 01 then fill "December YEAR minus 2 years"
IF CUR_MONTHNUM = 02 then fill "January YEAR minus 1 year"
IF CUR_MONTHNUM = 03 then fill "February YEAR minus 1 year"
ELSEIF CUR_MONTHNUM = 04 then fill "March YEAR minus 1 year"
ELSEIF CUR_MONTHNUM = 05 then fill "April YEAR minus 1 year"
ELSEIF CUR_MONTHNUM = 06 then fill "May YEAR minus 1 year"
ELSEIF CUR_MONTHNUM = 07 then fill "June YEAR minus 1 year"
ELSEIF CUR_MONTHNUM = 08 then fill "July YEAR minus 1 year"
ELSEIF CUR_MONTHNUM = 09 then fill "August YEAR minus 1 year"
ELSEIF CUR_MONTHNUM = 10 then fill "September YEAR minus 1 year"
ELSEIF CUR_MONTHNUM = 11 then fill "October YEAR minus 1 year"
ELSEIF CUR_MONTHNUM = 12 then fill "November YEAR minus 1 year"

Fills: YOU_ANYONE

Instructions: IF NUMHOUSE = 1 then fill "you"
ELSE fill "you or anyone in your household"

Type: Enumerated

Length: 1

Answer List: TYesNo

Value:	Mnemonic:	Description:
1	Yes	Yes
2	No	No

- Don't Know
- Refuse
- Empty

- On Input
- On Output

Array:

Skip Instructions: 1: Goto E15_COST

```
2,DK,RF: IF Ask_G[12] = 1 then goto PSCATG12
          ELSEIF Ask_G[13] = 1 then goto PSCATG13
          ELSEIF Ask_G[14] = 1 then goto PSCATG14
          ELSEIF Ask_E[11] = 1 then goto PSCATE11
          ELSEIF Ask_E[14] = 1 then goto PSCATE14
          ELSE goto END_POPGRP7
```

Instrument SAS Name: PSCATE15

Destination Data Set: POP7

E15_COST

Field

BSECT20C.BLP_POPGRP7.E15_COST

Description: Purchase price

Form Pane Label: Cost

SAS Name: E15_COST

Tag Name: E15_COST

Inherited Universe:

Universe: PSCATE15 = 1

Universe Description: HH did purchase calculators, typewriters or fax machines in the last 12 months

Question Text: In the last 12 MONTHS, how much did ^YOU_YRCU spend on your last purchase of calculators, typewriters, or fax machines?

Fills: YOU_YRCU

Instructions: IF NUMHOUSE = 1 then fill "you"
ELSE fill "your household"

Type: Integer

Length: 7

Min: 1

Max: 999999

Don't Know

Refuse

Empty

On Input

On Output

Array:

Special Instructions: Display a \$ and comma in the entry field

Skip Instructions: IF ENTRY lt 5 or gt 700 then goto ERR1_E15COST

ELSE goto E15STORE

Instrument SAS Name: E15_COST

Destination Data Set: POP7

Check

ERR1_E15COST
BSECT20C.BLP_POPGRP7.ERR1_E15COST

Description: Out of Range Check

Inherited Universe:

Universe: (E15_COST lt 5 or E15_COST gt 700) AND E15_COST <> DK AND E15_COST <>
RF

Universe Description:

Text: THE VALUE ENTERED IS UNUSUALLY HIGH OR LOW

PLEASE VERIFY AND IF CORRECT, ENTER ITEM LEVEL NOTE

Check Instructions:

Type: Soft

Skip Instructions: Suppress: Goto E15STORE

All others, go back to E15_COST

E15STORE

Field

BSECT20C.BLP_POPGRP7.E15STORE

Description: Where Purchased

Form Pane Label: Business

SAS Name: E15STORE

Tag Name: E15STORE

Inherited Universe:

Universe: PSCATE15 = 1

Universe Description:

Question Text: What is the name of the business where this was last purchased?

✦ Enter store, website, or company name

Type: String

Length: 45

Don't Know
 Refuse
 Empty

On Input
 On Output

Array:

Special Instructions: IF uppercase entry contains ".COM" then set E15PURCH = 1
and "keep" and "Show"

Skip Instructions: IF uppercase entry does not contains ".COM" and is not a DK
or RF then goto E15PURCH

```
ELSEIF Ask_G[12] = 1 then goto PSCATG12  
ELSEIF Ask_G[13] = 1 then goto PSCATG13  
ELSEIF Ask_G[14] = 1 then goto PSCATG14  
ELSEIF Ask_E[11] = 1 then goto PSCATE11  
ELSEIF Ask_E[14] = 1 then goto PSCATE14  
ELSE goto END_POPGRP7
```

Instrument SAS Name: E15STORE

Destination Data Set: POP7

E15PURCH

Field

BSECT20C.BLP_POPGRP7.E15PURCH

Description: Purchased Online or in person

Form Pane Label: Online

SAS Name: E15PURCH

Tag Name: E15PURCH

Inherited Universe:

Universe: E15STORE = RESPONSE and
(Uppercase entry in E15STORE does not contain ".COM")

Universe Description: Business name is not DK, RF or .COM

Question Text: Was this paid for -

Type: Enumerated

Length: 1

Answer List: Tonline

Value:	Mnemonic:	Description:
1	Online	Online?
2	InPerson	In person?
3	MailTel	By mail or telephone order?
4	Other	Other

- Don't Know
- Refuse
- Empty

- On Input
- On Output

Array:

Special Instructions: Answer list descriptions for options 1-3 should be bold black

Skip Instructions: 1,3,4,DK,RF: IF Ask_G[12] = 1 then goto PSCATG12
ELSEIF Ask_G[13] = 1 then goto PSCATG13
ELSEIF Ask_G[14] = 1 then goto PSCATG14
ELSEIF Ask_E[11] = 1 then goto PSCATE11
ELSEIF Ask_E[14] = 1 then goto PSCATE14

ELSE goto END_POPGRP7

2: Goto E15LOC

Instrument SAS Name: E15PURCH

Destination Data Set: POP7

E15LOC

Field

BSECT20C.BLP_POPGRP7.E15LOC

Description: Purchase location - City

Form Pane Label: Location - City

SAS Name: E15LOC

Tag Name: E15LOC

Inherited Universe:

Universe: E15PURCH = 2

Universe Description: Purchased in person

Question Text: In what city is ^E15STORE_Fill located?

Fills: E15STORE_Fill

Instructions: Fill entry in E15STORE

Type: String

Length: 45

- Don't Know
- Refuse
- Empty

- On Input
- On Output

Array:

Skip Instructions: Goto E15LOCST

Instrument SAS Name: E15LOC

Destination Data Set: POP7

Field

E15LOCST

BSECT20C.BLP_POPGRP7.E15LOCST

Description: Purchase location - State

Form Pane Label: State

SAS Name: E15LOCST

Tag Name: E15LOCST

Inherited Universe:

Universe: E15PURCH = 2

Universe Description:

Help Screen: H_DESTCODE

Question Text: ? [F1]

In what state is ^E15STORE_Fill located?

[Enter the two character state abbreviation](#)

Fills: E15STORE_Fill

Instructions: Fill entry in E15STORE

Type: String

Length: 2

- Don't Know
- Refuse
- Empty

- On Input
- On Output

Array:

Special Instructions: Use answer type TState - STRING[2], display width 4

Skip Instructions: IF entry is not a valid state abbreviation then
goto CK_E15LOCST

ELSEIF Ask_G[12] = 1 then goto PSCATG12

ELSEIF Ask_G[13] = 1 then goto PSCATG13

ELSEIF Ask_G[14] = 1 then goto PSCATG14

```
ELSEIF Ask_E[11] = 1 then goto PSCATE11  
ELSEIF Ask_E[14] = 1 then goto PSCATE14  
ELSE goto END_POPGRP7
```

Instrument SAS Name: E15LOCST

Destination Data Set: POP7

Check

CK_E15LOCST
BSECT20C.BLP_POPGRP7.CK_E15LOCST

Description: Not a valid state abbreviation

Inherited Universe:

Universe: (Entry in E15LOCST is not a valid state abbreviation) AND E15LOCST <> DK AND E15LOCST <> RF

Universe Description: State abbreviation entered is not valid

Text: * [Not a valid state abbreviation](#)

Check Instructions:

Type: Hard

Skip Instructions: Go back to E15LOCST

PSCATG12

Field

BSECT20C.BLP_POPGRP7.PSCATG12

Description: Had any expenses for shoe repair or other shoe services in last 12 months

Form Pane Label: Shoe Repair

SAS Name: PSCATG12

Tag Name: PSCATG12

Inherited Universe:

Universe: Ask_G[12] = yes

Universe Description: Shoe repair or other shoe services was not selected in 9B

Question Text: ^PSCATG12Intro_Fill have ^YOU_ANYONE had any expenses for shoe repair or other shoe services?

Fills: PSCATG12Intro_Fill

Instructions: If PSCATA22 = EMPTY AND PSCATE15 = EMPTY then fill "Now, please think about the last 12 months, since the first of ^TwelveMonthsAgo"
ELSE fill "In the last 12 MONTHS,"

Fills: TwelveMonthsAgo

Instructions: IF CUR_MONTHNUM = 01 then fill "December YEAR minus 2 years"
IF CUR_MONTHNUM = 02 then fill "January YEAR minus 1 year"
IF CUR_MONTHNUM = 03 then fill "February YEAR minus 1 year"
ELSEIF CUR_MONTHNUM = 04 then fill "March YEAR minus 1 year"
ELSEIF CUR_MONTHNUM = 05 then fill "April YEAR minus 1 year"
ELSEIF CUR_MONTHNUM = 06 then fill "May YEAR minus 1 year"
ELSEIF CUR_MONTHNUM = 07 then fill "June YEAR minus 1 year"
ELSEIF CUR_MONTHNUM = 08 then fill "July YEAR minus 1 year"
ELSEIF CUR_MONTHNUM = 09 then fill "August YEAR minus 1 year"
ELSEIF CUR_MONTHNUM = 10 then fill "September YEAR minus 1 year"
ELSEIF CUR_MONTHNUM = 11 then fill "October YEAR minus 1 year"
ELSEIF CUR_MONTHNUM = 12 then fill "November YEAR minus 1 year"

Fills: YOU_ANYONE

Instructions: IF NUMHOUSE = 1 then fill "you"
ELSE fill "you or anyone in your household"

Type: Enumerated

Length: 1

Answer List: TYesNo

Value:	Mnemonic:	Description:
1	Yes	Yes
2	No	No

- Don't Know
- Refuse
- Empty

- On Input
- On Output

Array:

Skip Instructions: 1: Goto G12_COST

```
2,DK,RF: IF Ask_G[13] = 1 then goto PSCATG13
          ELSEIF Ask_G[14] = 1 then goto PSCATG14
          ELSEIF Ask_E[11] = 1 then goto PSCATE11
          ELSEIF Ask_E[14] = 1 then goto PSCATE14
          ELSE goto END_POPGRP7
```

Instrument SAS Name: PSCATG12

Destination Data Set: POP7

G12_COST

Field

BSECT20C.BLP_POPGRP7.G12_COST

Description: Purchase price

Form Pane Label: Cost

SAS Name: G12_COST

Tag Name: G12_COST

Inherited Universe:

Universe: PSCATG12 = 1

Universe Description: HH did have any expenses for shoe repair or other shoe services in the last 12 months

Question Text: In the last 12 MONTHS, how much was ^YR_YRCUS last expense for shoe repair or other shoe services?

Fills: YR_YRCUS

Instructions: IF NUMHOUSE = 1 then fill "your"
ELSE fill "your household's"

Type: Integer

Length: 7

Min: 1

Max: 999999

- Don't Know
- Refuse
- Empty

- On Input
- On Output

Array:

Special Instructions: Display a \$ and comma in the entry field

Skip Instructions: IF ENTRY lt 5 or gt 249 then goto ERR1_G12COST

ELSE goto G12STORE

Instrument SAS Name: G12_COST

Destination Data Set: POP7

ERR1_G12COST

Check

BSECT20C.BLP_POPGRP7.ERR1_G12COST

Description: Out of Range Check

Inherited Universe:

Universe: (G12_COST lt 5 or G12_COST gt 249) AND G12_COST <> DK AND G12_COST <>
RF

Universe Description:

Text: THE VALUE ENTERED IS UNUSUALLY HIGH OR LOW

PLEASE VERIFY AND IF CORRECT, ENTER ITEM LEVEL NOTE

Check Instructions:

Type: Soft

Skip Instructions: Suppress: Goto G12STORE

All others, go back to G12_COST

Field

G12STORE
BSECT20C.BLP_POPGRP7.G12STORE

Description: Where Purchased

Form Pane Label: Business

SAS Name: G12STORE

Tag Name: G12STORE

Inherited Universe:

Universe: PSCATG12 = 1

Universe Description:

Question Text: What is the name of the business where ^YOU_YRCU had this expense?

✦ Enter store, website, or company name

Fills: YOU_YRCU

Instructions: IF NUMHOUSE = 1 then fill "you"
ELSE fill "your household"

Type: String

Length: 45

Don't Know

Refuse

Empty

On Input

On Output

Array:

Special Instructions: IF uppercase entry contains ".COM" then set G12PURCH = 1
and "keep" and "Show"

Skip Instructions: IF uppercase entry does not contains ".COM" and is not a DK
or RF then goto G12PURCH

ELSEIF Ask_G[13] = 1 then goto PSCATG13

ELSEIF Ask_G[14] = 1 then goto PSCATG14

ELSEIF Ask_E[11] = 1 then goto PSCATE11

ELSEIF Ask_E[14] = 1 then goto PSCATE14

ELSE goto END_POPGRP7

Instrument SAS Name: G12STORE

Destination Data Set: POP7

Field

G12PURCH
BSECT20C.BLP_POPGRP7.G12PURCH

Description: Purchased Online or in person

Form Pane Label: Online

SAS Name: G12PURCH

Tag Name: G12PURCH

Inherited Universe:

Universe: G12STORE = RESPONSE and
(Uppercase entry in G12STORE does not contain ".COM")

Universe Description: Business name is not DK, RF or .COM

Question Text: Was this paid for -

Type: Enumerated

Length: 1

Answer List: Tonline

Value:	Mnemonic:	Description:
1	Online	Online?
2	InPerson	In person?
3	MailTel	By mail or telephone order?
4	Other	Other

- Don't Know
- Refuse
- Empty

- On Input
- On Output

Array:

Special Instructions: Answer list descriptions for options 1-3 should be bold black

Skip Instructions: 1,3,4,DK,RF: IF Ask_G[13] = 1 then goto PSCATG13
ELSEIF Ask_G[14] = 1 then goto PSCATG14
ELSEIF Ask_E[11] = 1 then goto PSCATE11
ELSEIF Ask_E[14] = 1 then goto PSCATE14
ELSE goto END_POPGRP7

2: Goto G12LOC

Instrument SAS Name: G12PURCH

Destination Data Set: POP7

Field

G12LOC
BSECT20C.BLP_POPGRP7.G12LOC

Description: Purchase location - City

Form Pane Label: Location - City

SAS Name: G12LOC

Tag Name: G12LOC

Inherited Universe:

Universe: G12PURCH = 2

Universe Description: Purchased in person

Question Text: In what city is ^G12STORE_Fill located?

Fills: G12STORE_Fill

Instructions: Fill entry in G12STORE

Type: String

Length: 45

- Don't Know
- Refuse
- Empty

- On Input
- On Output

Array:

Skip Instructions: Goto G12LOCST

Instrument SAS Name: G12LOC

Destination Data Set: POP7

G12LOCST

Field

BSECT20C.BLP_POPGRP7.G12LOCST

Description: Purchase location - State

Form Pane Label: State

SAS Name: G12LOCST

Tag Name: G12LOCST

Inherited Universe:

Universe: G12PURCH = 2

Universe Description:

Help Screen: H_DESTCODE

Question Text: ? [F1]

In what state is ^G12STORE_Fill located?

[Enter the two character state abbreviation](#)

Fills: G12STORE_Fill

Instructions: Fill entry in G12STORE

Type: String

Length: 2

Don't Know
 Refuse
 Empty

On Input
 On Output

Array:

Special Instructions: Use answer type TState - STRING[2], display width 4

Skip Instructions: IF entry is not a valid state abbreviation then
goto CK_G12LOCST

ELSEIF Ask_G[13] = 1 then goto PSCATG13

ELSEIF Ask_G[14] = 1 then goto PSCATG14

ELSEIF Ask_E[11] = 1 then goto PSCATE11


```
ELSEIF Ask_E[14] = 1 then goto PSCATE14  
ELSE goto END_POPGRP7
```

Instrument SAS Name: G12LOCST

Destination Data Set: POP7

CK_G12LOCST

Check

BSECT20C.BLP_POPGRP7.CK_G12LOCST

Description: Not a valid state abbreviation

Inherited Universe:

Universe: (Entry in G12LOCST is not a valid state abbreviation) AND G12LOCST <> DK AND G12LOCST <> RF

Universe Description: State abbreviation entered is not valid

Text: * [Not a valid state abbreviation](#)

Check Instructions:

Type: Hard

Skip Instructions: Go back to G12LOCST

Field

PSCATG13

BSECT20C.BLP_POPGRP7.PSCATG13

Description: Had any expenses for clothing rental, alteration or repairs in last 12 months

Form Pane Label: Clothing Rental

SAS Name: PSCATG13

Tag Name: PSCATG13

Inherited Universe:

Universe: Ask_G[13] = yes

Universe Description: Repair, alteration or tailoring for clothing and accessories and clothing or accessory rental was not selected in 9B

Question Text: ^PSCATG13Intro_Fill have ^YOU_ANYONE had any expenses for clothing rental, alterations or repairs?

Fills: PSCATG13Intro_Fill

Instructions: If PSCATA22 = EMPTY AND PSCATE15 = EMPTY AND PSCATG12 = EMPTY then fill "Now, please think about the last 12 months, since the first of ^TwelveMonthsAgo"
ELSE fill "In the last 12 MONTHS,"

Fills: TwelveMonthsAgo

Instructions: IF CUR_MONTHNUM = 01 then fill "December YEAR minus 2 years"
IF CUR_MONTHNUM = 02 then fill "January YEAR minus 1 year"
IF CUR_MONTHNUM = 03 then fill "February YEAR minus 1 year"
ELSEIF CUR_MONTHNUM = 04 then fill "March YEAR minus 1 year"
ELSEIF CUR_MONTHNUM = 05 then fill "April YEAR minus 1 year"
ELSEIF CUR_MONTHNUM = 06 then fill "May YEAR minus 1 year"
ELSEIF CUR_MONTHNUM = 07 then fill "June YEAR minus 1 year"
ELSEIF CUR_MONTHNUM = 08 then fill "July YEAR minus 1 year"
ELSEIF CUR_MONTHNUM = 09 then fill "August YEAR minus 1 year"
ELSEIF CUR_MONTHNUM = 10 then fill "September YEAR minus 1 year"
ELSEIF CUR_MONTHNUM = 11 then fill "October YEAR minus 1 year"
ELSEIF CUR_MONTHNUM = 12 then fill "November YEAR minus 1 year"

Fills: YOU_ANYONE

Instructions: IF NUMHOUSE = 1 then fill "you"
ELSE fill "you or anyone in your household"

Type: Enumerated

Length: 1

Answer List: TYesNo

Value:	Mnemonic:	Description:
1	Yes	Yes
2	No	No

- Don't Know
- Refuse
- Empty

- On Input
- On Output

Array:

Skip Instructions: 1: Goto G13_COST

```
2,DK,RF: IF Ask_G[14] = 1 then goto PSCATG14  
          ELSEIF Ask_E[11] = 1 then goto PSCATE11  
          ELSEIF Ask_E[14] = 1 then goto PSCATE14  
          ELSE goto END_POPGRP7
```

Instrument SAS Name: PSCATG13

Destination Data Set: POP7

Field

G13_COST
BSECT20C.BLP_POPGRP7.G13_COST

Description: Purchase price

Form Pane Label: Cost

SAS Name: G13_COST

Tag Name: G13_COST

Inherited Universe:

Universe: PSCATG13 = 1

Universe Description: HH did purchase clothing rental, alterations or repairs in the last 12 months

Question Text: In the last 12 MONTHS, how much was ^YR_YRCUS last expense for clothing rental, alterations or repairs?

Fills: YR_YRCUS

Instructions: IF NUMHOUSE = 1 then fill "your"
ELSE fill "your household's"

Type: Integer

Length: 7

Min: 1

Max: 999999

Don't Know

Refuse

Empty

On Input

On Output

Array:

Special Instructions: Display a \$ and comma in the entry field

Skip Instructions: IF ENTRY lt 5 or gt 249 then goto ERR1_G13COST

ELSE goto G13STORE

Instrument SAS Name: G13_COST

Destination Data Set: POP7

ERR1_G13COST

Check

BSECT20C.BLP_POPGRP7.ERR1_G13COST

Description: Out of Range Check

Inherited Universe:

Universe: (G13_COST lt 5 or G13_COST gt 249) AND G13_COST <> DK AND G13_COST <>
RF

Universe Description:

Text: THE VALUE ENTERED IS UNUSUALLY HIGH OR LOW

PLEASE VERIFY AND IF CORRECT, ENTER ITEM LEVEL NOTE

Check Instructions:

Type: Soft

Skip Instructions: Suppress: Goto G13STORE

All others, go back to G13_COST

Field

G13STORE
BSECT20C.BLP_POPGRP7.G13STORE

Description: Where Purchased

Form Pane Label: Business

SAS Name: G13STORE

Tag Name: G13STORE

Inherited Universe:

Universe: PSCATG13 = 1

Universe Description:

Question Text: What is the name of the business where ^YOU_YRCU had this expense?

✦ Enter store, website, or company name

Fills: YOU_YRCU

Instructions: IF NUMHOUSE = 1 then fill "you"
ELSE fill "your household"

Type: String

Length: 45

Don't Know

Refuse

Empty

On Input

On Output

Array:

Special Instructions: IF uppercase entry contains ".COM" then set G13PURCH = 1
and "keep" and "Show"

Skip Instructions: IF uppercase entry does not contains ".COM" and is not a DK
or RF then goto G13PURCH

ELSEIF Ask_G[14] = 1 then goto PSCATG14

ELSEIF Ask_E[11] = 1 then goto PSCATE11

ELSEIF Ask_E[14] = 1 then goto PSCATE14

ELSE goto END_POPGRP7

Instrument SAS Name: G13STORE

Destination Data Set: POP7

Field

G13PURCH
BSECT20C.BLP_POPGRP7.G13PURCH

Description: Purchased Online or in person

Form Pane Label: Online

SAS Name: G13PURCH

Tag Name: G13PURCH

Inherited Universe:

Universe: G13STORE = RESPONSE and
(Uppercase entry in G13STORE does not contain ".COM")

Universe Description: Business name is not DK, RF or .COM

Question Text: Was this paid for -

Type: Enumerated

Length: 1

Answer List: Tonline

Value:	Mnemonic:	Description:
1	Online	Online?
2	InPerson	In person?
3	MailTel	By mail or telephone order?
4	Other	Other

- Don't Know
- Refuse
- Empty

- On Input
- On Output

Array:

Special Instructions: Answer list descriptions for options 1-3 should be bold black

Skip Instructions: 1,3,4,DK,RF: IF Ask_G[14] = 1 then goto PSCATG14
ELSEIF Ask_E[11] = 1 then goto PSCATE11
ELSEIF Ask_E[14] = 1 then goto PSCATE14
ELSE goto END_POPGRP7

2: Goto G13LOC

Instrument SAS Name: G13PURCH

Destination Data Set: POP7

Field

G13LOC
BSECT20C.BLP_POPGRP7.G13LOC

Description: Purchase location - City

Form Pane Label: Location - City

SAS Name: G13LOC

Tag Name: G13LOC

Inherited Universe:

Universe: G13PURCH = 2

Universe Description: Purchased in person

Question Text: In what city is ^G13STORE_Fill located?

Fills: G13STORE_Fill

Instructions: Fill entry in G13STORE

Type: String

Length: 45

Don't Know
 Refuse
 Empty

On Input
 On Output

Array:

Skip Instructions: Goto G13LOCST

Instrument SAS Name: G13LOC

Destination Data Set: POP7

G13LOCST

Field

BSECT20C.BLP_POPGRP7.G13LOCST

Description: Purchase location - State

Form Pane Label: State

SAS Name: G13LOCST

Tag Name: G13LOCST

Inherited Universe:

Universe: G13PURCH = 2

Universe Description:

Help Screen: H_DESTCODE

Question Text: ? [F1]

In what state is ^G13STORE_Fill located?

[Enter the two character state abbreviation](#)

Fills: G13STORE_Fill

Instructions: Fill entry in G13STORE

Type: String

Length: 2

- Don't Know
- Refuse
- Empty

- On Input
- On Output

Array:

Special Instructions: Use answer type TState - STRING[2], display width 4

Skip Instructions: IF entry is not a valid state abbreviation then
goto CK_G13LOCST

```
ELSEIF Ask_G[14] = 1 then goto PSCATG14
ELSEIF Ask_E[11] = 1 then goto PSCATE11
ELSEIF Ask_E[14] = 1 then goto PSCATE14
```

ELSE goto END_POPGRP7

Instrument SAS Name: G13LOCST

Destination Data Set: POP7

CK_G13LOCST

Check

BSECT20C.BLP_POPGRP7.CK_G13LOCST

Description: Not a valid state abbreviation

Inherited Universe:

Universe: (Entry in G13LOCST is not a valid state abbreviation) AND G13LOCST <> DK AND G13LOCST <> RF

Universe Description: State abbreviation entered is not valid

Text: * [Not a valid state abbreviation](#)

Check Instructions:

Type: Hard

Skip Instructions: Go back to G13LOCST

Field

PSCATG14

BSECT20C.BLP_POPGRP7.PSCATG14

Description: Had any expenses for watch or jewelry repair in last 12 months

Form Pane Label: Watch Repair

SAS Name: PSCATG14

Tag Name: PSCATG14

Inherited Universe:

Universe: Ask_G[14] = yes

Universe Description: Watch or jewelry repair was not selected in 9B

Question Text: ^PSCATG14Intro_Fill have ^YOU_ANYONE had any expenses for watch or jewelry repair?

Fills: PSCATG14Intro_Fill

Instructions: If PSCATA22 = EMPTY AND PSCATE15 = EMPTY AND PSCATG12 = EMPTY AND PSCATG13 = EMPTY then fill "Now, please think about the last 12 months, since the first of ^TwelveMonthsAgo"
ELSE fill "In the last 12 MONTHS,"

Fills: TwelveMonthsAgo

Instructions: IF CUR_MONTHNUM = 01 then fill "December YEAR minus 2 years"
IF CUR_MONTHNUM = 02 then fill "January YEAR minus 1 year"
IF CUR_MONTHNUM = 03 then fill "February YEAR minus 1 year"
ELSEIF CUR_MONTHNUM = 04 then fill "March YEAR minus 1 year"
ELSEIF CUR_MONTHNUM = 05 then fill "April YEAR minus 1 year"
ELSEIF CUR_MONTHNUM = 06 then fill "May YEAR minus 1 year"
ELSEIF CUR_MONTHNUM = 07 then fill "June YEAR minus 1 year"
ELSEIF CUR_MONTHNUM = 08 then fill "July YEAR minus 1 year"
ELSEIF CUR_MONTHNUM = 09 then fill "August YEAR minus 1 year"
ELSEIF CUR_MONTHNUM = 10 then fill "September YEAR minus 1 year"
ELSEIF CUR_MONTHNUM = 11 then fill "October YEAR minus 1 year"
ELSEIF CUR_MONTHNUM = 12 then fill "November YEAR minus 1 year"

Fills: YOU_ANYONE

Instructions: IF NUMHOUSE = 1 then fill "you"
ELSE fill "you or anyone in your household"

Type: Enumerated

Length: 1

Answer List: TYesNo

Value:	Mnemonic:	Description:
1	Yes	Yes
2	No	No

- Don't Know
- Refuse
- Empty

- On Input
- On Output

Array:

Skip Instructions: 1: Goto G14_COST

2,DK,RF: IF Ask_E[11] = 1 then goto PSCATE11
ELSEIF Ask_E[14] = 1 then goto PSCATE14
ELSE goto END_POPGRP7

Instrument SAS Name: PSCATG14

Destination Data Set: POP7

Field

G14_COST
BSECT20C.BLP_POPGRP7.G14_COST

Description: Purchase price

Form Pane Label: Cost

SAS Name: G14_COST

Tag Name: G14_COST

Inherited Universe:

Universe: PSCATG14 = 1

Universe Description: HH did purchase watch or jewelry repair in the last 12 months

Question Text: In the last 12 MONTHS, how much was ^YR_YRCUS last expense for watch or jewelry repair?

Fills: YR_YRCUS

Instructions: IF NUMHOUSE = 1 then fill "your"
ELSE fill "your household's"

Type: Integer

Length: 7

Min: 1

Max: 999999

- Don't Know
- Refuse
- Empty

- On Input
- On Output

Array:

Special Instructions: Display a \$ and comma in the entry field

Skip Instructions: IF ENTRY lt 5 or gt 249 then goto ERR1_G14COST
ELSE goto G14STORE

Instrument SAS Name: G14_COST

Destination Data Set: POP7

ERR1_G14COST

Check

BSECT20C.BLP_POPGRP7.ERR1_G14COST

Description: Out of Range Check

Inherited Universe:

Universe: (G14_COST lt 5 or G14_COST gt 249) AND G14_COST <> DK AND G14_COST <>
RF

Universe Description:

Text: THE VALUE ENTERED IS UNUSUALLY HIGH OR LOW

PLEASE VERIFY AND IF CORRECT, ENTER ITEM LEVEL NOTE

Check Instructions:

Type: Soft

Skip Instructions: Suppress: Goto G14STORE

All others, go back to G14_COST

Field

G14STORE
BSECT20C.BLP_POPGRP7.G14STORE

Description: Where Purchased

Form Pane Label: Business

SAS Name: G14STORE

Tag Name: G14STORE

Inherited Universe:

Universe: PSCATG14 = 1

Universe Description:

Question Text: What is the name of the business where ^YOU_YRCU had this expense?

✦ Enter store, website, or company name

Fills: YOU_YRCU

Instructions: IF NUMHOUSE = 1 then fill "you"
ELSE fill "your household"

Type: String

Length: 45

Don't Know

Refuse

Empty

On Input

On Output

Array:

Special Instructions: IF uppercase entry contains ".COM" then set G14PURCH = 1
and "keep" and "Show"

Skip Instructions: IF uppercase entry does not contains ".COM" and is not a DK
or RF then goto G14PURCH

ELSEIF Ask_E[11] = 1 then goto PSCATE11

ELSEIF Ask_E[14] = 1 then goto PSCATE14

ELSE goto END_POPGRP7

Instrument SAS Name: G14STORE

Destination Data Set: POP7

Field

G14PURCH
BSECT20C.BLP_POPGRP7.G14PURCH

Description: Purchased Online or in person

Form Pane Label: Online

SAS Name: G14PURCH

Tag Name: G14PURCH

Inherited Universe:

Universe: G14STORE = RESPONSE and
(Uppercase entry in G14STORE does not contain ".COM")

Universe Description: Business name is not DK, RF or .COM

Question Text: Was this paid for -

Type: Enumerated

Length: 1

Answer List: Tonline

Value:	Mnemonic:	Description:
1	Online	Online?
2	InPerson	In person?
3	MailTel	By mail or telephone order?
4	Other	Other

- Don't Know
- Refuse
- Empty

- On Input
- On Output

Array:

Special Instructions: Answer list descriptions for options 1-3 should be bold black

Skip Instructions: 1,3,4,DK,RF: IF Ask_E[11] = 1 then goto PSCATE11
ELSEIF Ask_E[14] = 1 then goto PSCATE14
ELSE goto END_POPGRP7

2: Goto G14LOC

Instrument SAS Name: G14PURCH

Destination Data Set: POP7

Field

G14LOC
BSECT20C.BLP_POPGRP7.G14LOC

Description: Purchase location - City

Form Pane Label: Location - City

SAS Name: G14LOC

Tag Name: G14LOC

Inherited Universe:

Universe: G14PURCH = 2

Universe Description: Purchased in person

Question Text: In what city is ^G14STORE_Fill located?

Fills: G14STORE_Fill

Instructions: Fill entry in G14STORE

Type: String

Length: 45

Don't Know
 Refuse
 Empty

On Input
 On Output

Array:

Skip Instructions: Goto G14LOCST

Instrument SAS Name: G14LOC

Destination Data Set: POP7

G14LOCST

Field

BSECT20C.BLP_POPGRP7.G14LOCST

Description: Purchase location - State

Form Pane Label: State

SAS Name: G14LOCST

Tag Name: G14LOCST

Inherited Universe:

Universe: G14PURCH = 2

Universe Description:

Help Screen: H_DESTCODE

Question Text: ? [F1]

In what state is ^G14STORE_Fill located?

[Enter the two character state abbreviation](#)

Fills: G14STORE_Fill

Instructions: Fill entry in G14STORE

Type: String

Length: 2

- Don't Know
- Refuse
- Empty

- On Input
- On Output

Array:

Special Instructions: Use answer type TState - STRING[2], display width 4

Skip Instructions: IF entry is not a valid state abbreviation then
goto CK_G14LOCST

```
ELSEIF Ask_E[11] = 1 then goto PSCATE11  
ELSEIF Ask_E[14] = 1 then goto PSCATE14  
ELSE goto END_POPGRP7
```


Instrument SAS Name: G14LOCST

Destination Data Set: POP7

CK_G14LOCST

Check

BSECT20C.BLP_POPGRP7.CK_G14LOCST

Description: Not a valid state abbreviation

Inherited Universe:

Universe: (Entry in G14LOCST is not a valid state abbreviation) AND G14LOCST <> DK AND G14LOCST <> RF

Universe Description: State abbreviation entered is not valid

Text: * [Not a valid state abbreviation](#)

Check Instructions:

Type: Hard

Skip Instructions: Go back to G14LOCST

Field

PSCATE11

BSECT20C.BLP_POPGRP7.PSCATE11

Description: Purchased any personal computers or equipment in the last 2 years

Form Pane Label: Computers

SAS Name: PSCATE11

Tag Name: PSCATE11

Inherited Universe:

Universe: Ask_E[11] = yes

Universe Description:

Question Text: Now, please think about the last two years, since the first of ^TwoYearsAgo have ^YOU_ANYONE purchased any personal computers or peripheral equipment?

Fills: TwoYearsAgo

Instructions: IF CUR_MONTHNUM = 01 then fill "December YEAR minus 3 years"
IF CUR_MONTHNUM = 02 then fill "January YEAR minus 2 years"
IF CUR_MONTHNUM = 03 then fill "February YEAR minus 2 years"
ELSEIF CUR_MONTHNUM = 04 then fill "March YEAR minus 2 years"
ELSEIF CUR_MONTHNUM = 05 then fill "April YEAR minus 2 years"
ELSEIF CUR_MONTHNUM = 06 then fill "May YEAR minus 2 years"
ELSEIF CUR_MONTHNUM = 07 then fill "June YEAR minus 2 years"
ELSEIF CUR_MONTHNUM = 08 then fill "July YEAR minus 2 years"
ELSEIF CUR_MONTHNUM = 09 then fill "August YEAR minus 2 years"
ELSEIF CUR_MONTHNUM = 10 then fill "September YEAR minus 2 years"
ELSEIF CUR_MONTHNUM = 11 then fill "October YEAR minus 2 years"
ELSEIF CUR_MONTHNUM = 12 then fill "November YEAR minus 2 years"

Fills: YOU_ANYONE

Instructions: IF NUMHOUSE = 1 then fill "you"
ELSE fill "you or anyone in your household"

Type: Enumerated

Length: 1

Answer List: TYesNo

Value:	Mnemonic:	Description:
1	Yes	Yes
2	No	No

Don't Know
 Refuse
 Empty

On Input
 On Output

Array:

Skip Instructions: 1: Goto E11_COST

2,DK,RF: IF Ask_E[14] = 1 then goto PSCATE14
ELSE goto END_POPGRP7

Instrument SAS Name: PSCATE11

Destination Data Set: POP7

Field

E11_COST
BSECT20C.BLP_POPGRP7.E11_COST

Description: Purchase price

Form Pane Label: Cost

SAS Name: E11_COST

Tag Name: E11_COST

Inherited Universe:

Universe: PSCATE11 = 1

Universe Description:

Question Text: In the last TWO YEARS, how much did ^YOU_YRCU spend on your last purchase of personal computers or peripheral equipment?

Fills: YOU_YRCU

Instructions: IF NUMHOUSE = 1 then fill "you"
ELSE fill "your household"

Type: Integer

Length: 7

Min: 1

Max: 999999

Don't Know

Refuse

Empty

On Input

On Output

Array:

Special Instructions: Display a \$ and comma in the entry field

Skip Instructions: IF ENTRY lt 12 or gt 2500 then goto ERR1_E11COST

ELSE goto E11STORE

Instrument SAS Name: E11_COST

Destination Data Set: POP7

ERR1_E11COST

Check

BSECT20C.BLP_POPGRP7.ERR1_E11COST

Description: Out of Range Check

Inherited Universe:

Universe: (E11_COST lt 12 or E11_COST gt 2500) AND E11_COST <> DK AND E11_COST <> RF

Universe Description:

Text: THE VALUE ENTERED IS UNUSUALLY HIGH OR LOW

PLEASE VERIFY AND IF CORRECT, ENTER ITEM LEVEL NOTE

Check Instructions:

Type: Soft

Skip Instructions: Suppress: Goto E11STORE

All others, go back to E11_COST

Field

E11STORE
BSECT20C.BLP_POPGRP7.E11STORE

Description: Where Purchased

Form Pane Label: Business

SAS Name: E11STORE

Tag Name: E11STORE

Inherited Universe:

Universe: PSCATE11 = 1

Universe Description:

Question Text: What is the name of the business where this was last purchased?

✦ Enter store, website, or company name

Type: String

Length: 45

Don't Know

Refuse

Empty

On Input

On Output

Array:

Special Instructions: IF uppercase entry contains ".COM" then set E11PURCH = 1
and "keep" and "Show"

Skip Instructions: IF uppercase entry does not contains ".COM" and is not a DK
or RF then goto E11PURCH

ELSEIF Ask_E[14] = 1 then goto PSCATE14
ELSE goto END_POPGRP7

Instrument SAS Name: E11STORE

Destination Data Set: POP7

E11PURCH

Field

BSECT20C.BLP_POPGRP7.E11PURCH

Description: Purchased Online or in person

Form Pane Label: Online

SAS Name: E11PURCH

Tag Name: E11PURCH

Inherited Universe:

Universe: E11STORE = RESPONSE and
(Uppercase entry in E11STORE does not contain ".COM")

Universe Description: Business name is not DK, RF or .COM

Question Text: Was this paid for -

Type: Enumerated

Length: 1

Answer List: Tonline

Value:	Mnemonic:	Description:
1	Online	Online?
2	InPerson	In person?
3	MailTel	By mail or telephone order?
4	Other	Other

- Don't Know
- Refuse
- Empty

- On Input
- On Output

Array:

Special Instructions: Answer list descriptions for options 1-3 should be bold black

Skip Instructions: 1,3,4,DK,RF: IF Ask_E[14] = 1 then goto PSCATE14
ELSE goto END_POPGRP7

2: Goto E11LOC

Instrument SAS Name: E11PURCH

Destination Data Set: POP7

E11LOC

Field

BSECT20C.BLP_POPGRP7.E11LOC

Description: Purchase location - City

Form Pane Label: Location - City

SAS Name: E11LOC

Tag Name: E11LOC

Inherited Universe:

Universe: E11PURCH = 2

Universe Description: Purchased in person

Question Text: In what city is ^E11STORE_Fill located?

Fills: E11STORE_Fill

Instructions: Fill entry in E11STORE

Type: String

Length: 45

- Don't Know
- Refuse
- Empty

- On Input
- On Output

Array:

Skip Instructions: Goto E11LOCST

Instrument SAS Name: E11LOC

Destination Data Set: POP7

Field

E11LOCST
BSECT20C.BLP_POPGRP7.E11LOCST

Description: Purchase location - State

Form Pane Label: State

SAS Name: E11LOCST

Tag Name: E11LOCST

Inherited Universe:

Universe: E11PURCH = 2

Universe Description:

Help Screen: H_DESTCODE

Question Text: ? [F1]

In what state is ^E11STORE_Fill located?

[Enter the two character state abbreviation](#)

Fills: E11STORE_Fill

Instructions: Fill entry in E11STORE

Type: String

Length: 2

- Don't Know
- Refuse
- Empty

- On Input
- On Output

Array:

Special Instructions: Use answer type TState - STRING[2], display width 4

Skip Instructions: IF entry is not a valid state abbreviation then
goto CK_E11LOCST

ELSEIF Ask_E[14] = 1 then goto PSCATE14
ELSE goto END_POPGRP7

Instrument SAS Name: E11LOCST

Destination Data Set: POP7

Check

CK_E11LOCST
BSECT20C.BLP_POPGRP7.CK_E11LOCST

Description: Not a valid state abbreviation

Inherited Universe:

Universe: (Entry in E11LOCST is not a valid state abbreviation) AND E11LOCST <> DK AND E11LOCST <> RF

Universe Description: State abbreviation entered is not valid

Text: * [Not a valid state abbreviation](#)

Check Instructions:

Type: Hard

Skip Instructions: Go back to E11LOCST

PSCATE14

Field

BSECT20C.BLP_POPGRP7.PSCATE14

Description: Purchased any telephones or accessories in the last 2 years

Form Pane Label: Phones

SAS Name: PSCATE14

Tag Name: PSCATE14

Inherited Universe:

Universe: Ask_E[14] = yes

Universe Description:

Question Text: ^PSCATE14Intro_Fill have ^YOU_ANYONE purchased any home or cellular telephones, answering machines, or other phone accessories?

Fills: YOU_ANYONE

Instructions: IF NUMHOUSE = 1 then fill "you"
ELSE fill "you or anyone in your household"

Fills: PSCATE14Intro_Fill

Instructions: If PSCATE11 = EMPTY then fill "Now, please think about the last two years, since the first of ^TwoYearsAgo"
ELSE fill "In the last TWO YEARS,"

Fills: TwoYearsAgo

Instructions: IF CUR_MONTHNUM = 01 then fill "December YEAR minus 3 years"
IF CUR_MONTHNUM = 02 then fill "January YEAR minus 2 years"
IF CUR_MONTHNUM = 03 then fill "February YEAR minus 2 years"
ELSEIF CUR_MONTHNUM = 04 then fill "March YEAR minus 2 years"
ELSEIF CUR_MONTHNUM = 05 then fill "April YEAR minus 2 years"
ELSEIF CUR_MONTHNUM = 06 then fill "May YEAR minus 2 years"
ELSEIF CUR_MONTHNUM = 07 then fill "June YEAR minus 2 years"
ELSEIF CUR_MONTHNUM = 08 then fill "July YEAR minus 2 years"
ELSEIF CUR_MONTHNUM = 09 then fill "August YEAR minus 2 years"
ELSEIF CUR_MONTHNUM = 10 then fill "September YEAR minus 2 years"
ELSEIF CUR_MONTHNUM = 11 then fill "October YEAR minus 2 years"
ELSEIF CUR_MONTHNUM = 12 then fill "November YEAR minus 2 years"

Type: Enumerated

Length: 1

Answer List: TYesNo

Value:	Mnemonic:	Description:
1	Yes	Yes
2	No	No

- Don't Know
- Refuse
- Empty

- On Input
- On Output

Array:

Skip Instructions: 1: Goto E14_COST

2,DK,RF: Goto END_POPGRP7

Instrument SAS Name: PSCATE14

Destination Data Set: POP7

E14_COST

Field

BSECT20C.BLP_POPGRP7.E14_COST

Description: Purchase price

Form Pane Label: Cost

SAS Name: E14_COST

Tag Name: E14_COST

Inherited Universe:

Universe: PSCATE14 = 1

Universe Description:

Question Text: In the last TWO YEARS, how much did ^YOU_YRCU spend on your last purchase of home or cellular telephones, answering machines, or other phone accessories?

Fills: YOU_YRCU

Instructions: IF NUMHOUSE = 1 then fill "you"
ELSE fill "your household"

Type: Integer

Length: 7

Min: 1

Max: 999999

Don't Know

Refuse

Empty

On Input

On Output

Array:

Special Instructions: Display a \$ and comma in the entry field

Skip Instructions: IF ENTRY lt 5 or gt 300 then goto ERR1_E14COST

ELSE goto E14STORE

Instrument SAS Name: E14_COST

Destination Data Set: POP7

ERR1_E14COST

Check

BSECT20C.BLP_POPGRP7.ERR1_E14COST

Description: Out of Range Check

Inherited Universe:

Universe: (E14_COST lt 5 or E14_COST gt 300) AND E14_COST <> DK AND E14_COST <>
RF

Universe Description:

Text: THE VALUE ENTERED IS UNUSUALLY HIGH OR LOW

PLEASE VERIFY AND IF CORRECT, ENTER ITEM LEVEL NOTE

Check Instructions:

Type: Soft

Skip Instructions: Suppress: Goto E14STORE

All others, go back to E14_COST

Field

E14STORE
BSECT20C.BLP_POPGRP7.E14STORE

Description: Where Purchased

Form Pane Label: Business

SAS Name: E14STORE

Tag Name: E14STORE

Inherited Universe:

Universe: PSCATE14 = 1

Universe Description:

Question Text: What is the name of the business where this was last purchased?

✦ Enter store, website, or company name

Type: String

Length: 45

Don't Know

Refuse

Empty

On Input

On Output

Array:

Special Instructions: IF uppercase entry contains ".COM" then set E14PURCH = 1
and "keep" and "Show"

Skip Instructions: IF uppercase entry does not contains ".COM" and is not a DK
or RF then goto E14PURCH

ELSE goto END_POPGRP7

Instrument SAS Name: E14STORE

Destination Data Set: POP7

E14PURCH

Field

BSECT20C.BLP_POPGRP7.E14PURCH

Description: Purchased Online or in person

Form Pane Label: Online

SAS Name: E14PURCH

Tag Name: E14PURCH

Inherited Universe:

Universe: E14STORE = RESPONSE and
(Uppercase entry in E14STORE does not contain ".COM")

Universe Description: Business name is not DK, RF or .COM

Question Text: Was this paid for -

Type: Enumerated

Length: 1

Answer List: Tonline

Value:	Mnemonic:	Description:
1	Online	Online?
2	InPerson	In person?
3	MailTel	By mail or telephone order?
4	Other	Other

- Don't Know
- Refuse
- Empty

- On Input
- On Output

Array:

Special Instructions: Answer list descriptions for options 1-3 should be bold black

Skip Instructions: 1,3,4,DK,RF: Goto END_POPGRP7

2: Goto E14LOC

Instrument SAS Name: E14PURCH

Destination Data Set: POP7

E14LOC

Field

BSECT20C.BLP_POPGRP7.E14LOC

Description: Purchase location - City

Form Pane Label: Location - City

SAS Name: E14LOC

Tag Name: E14LOC

Inherited Universe:

Universe: E14PURCH = 2

Universe Description: Purchased in person

Question Text: In what city is ^E14STORE_Fill located?

Fills: E14STORE_Fill

Instructions: Fill entry in E14STORE

Type: String

Length: 45

- Don't Know
- Refuse
- Empty

- On Input
- On Output

Array:

Skip Instructions: Goto E14LOCST

Instrument SAS Name: E14LOC

Destination Data Set: POP7

Field

E14LOCST
BSECT20C.BLP_POPGRP7.E14LOCST

Description: Purchase location - State

Form Pane Label: State

SAS Name: E14LOCST

Tag Name: E14LOCST

Inherited Universe:

Universe: E14PURCH = 2

Universe Description:

Help Screen: H_DESTCODE

Question Text: ? [F1]

In what state is ^E14STORE_Fill located?

[Enter the two character state abbreviation](#)

Fills: E14STORE_Fill

Instructions: Fill entry in E14STORE

Type: String

Length: 2

- Don't Know
- Refuse
- Empty

- On Input
- On Output

Array:

Special Instructions: Use answer type TState - STRING[2], display width 4

Skip Instructions: IF entry is not a valid state abbreviation then
goto CK_E14LOCST

ELSE goto END_POPGRP7

Instrument SAS Name: E14LOCST

Destination Data Set: POP7

Check

CK_E14LOCST
BSECT20C.BLP_POPGRP7.CK_E14LOCST

Description: Not a valid state abbreviation

Inherited Universe:

Universe: (Entry in E14LOCST is not a valid state abbreviation) AND E14LOCST <> DK AND E14LOCST <> RF

Universe Description: State abbreviation entered is not valid

Text: * [Not a valid state abbreviation](#)

Check Instructions:

Type: Hard

Skip Instructions: Go back to E14LOCST

END_POPGRP7

Field

BSECT20C.BLP_POPGRP7.END_POPGRP7

Description: End of Section 20C - Pop Group 7

Form Pane Label:

SAS Name:

Tag Name:

Inherited Universe:

Universe:

Universe Description:

Question Text:

Type: Classification

Length: 0

- Don't Know
- Refuse
- Empty

- On Input
- On Output

Store Instructions: Set complete flag

```
IF Ask_A[23] = no and Ask_E[12] = no and Ask_E[13] = no
and Ask_A[22] = no and Ask_E[15] = no and
Ask_G[12] = no and Ask_G[13] = no and Ask_G[14] = no
and Ask_E[11] = no and Ask_E[14] = no THEN
  set S20C_Complete = 1
```

```
ELSEIF Ask_E[14] = yes THEN:
```

```
  IF (PSCATE14 = 2, DK or RF) or
    (E14STORE contains .COM or is DK or RF) or
    (E14PURCH = 1, 3, 4, DK or RF) or
    (E14LOCST = RESPONSE, DK or RF) then
    set S20C_Complete = 1
```

```
  ELSE set 20C_Compete = 2
```

```
  END
```

```
ELSEIF Ask_E[11] = yes THEN:
```

```
  IF (PSCATE11 = 2, DK or RF) or
```

```
(E11STORE contains .COM or is DK or RF) or  
(E11PURCH = 1, 3, 4, DK or RF) or  
(E11LOCST = RESPONSE, DK or RF) then  
  Set S20C_Complete = 1  
ELSE set 20C_Compete = 2  
END
```

```
ELSEIF Ask_G[14] = yes THEN:  
  IF (PSCATG14 = 2, DK or RF) or  
    (G14STORE contains .COM or is DK or RF) or  
    (G14PURCH = 1, 3, 4, DK or RF) or  
    (G14LOCST = RESPONSE, DK or RF) then  
    Set S20C_Complete = 1  
  ELSE set 20C_Compete = 2  
  END
```

```
ELSEIF Ask_G[13] = yes THEN:  
  IF (PSCATG13 = 2, DK or RF) or  
    (G13STORE contains .COM or is DK or RF) or  
    (G13PURCH = 1, 3, 4, DK or RF) or  
    (G13LOCST = RESPONSE, DK or RF) then  
    Set S20C_Complete = 1  
  ELSE set 20C_Compete = 2  
  END
```

```
ELSEIF Ask_G[12] = yes THEN:  
  IF (PSCATG12 = 2, DK or RF) or  
    (G12STORE contains .COM or is DK or RF) or  
    (G12PURCH = 1, 3, 4, DK or RF) or  
    (G12LOCST = RESPONSE, DK or RF) then  
    Set S20C_Complete = 1  
  ELSE set 20C_Compete = 2  
  END
```

```
ELSEIF Ask_E[15] = yes THEN:  
  IF (PSCATE15 = 2, DK or RF) or  
    (E15STORE contains .COM or is DK or RF) or  
    (E15PURCH = 1, 3, 4, DK or RF) or  
    (E15LOCST = RESPONSE, DK or RF) then  
    set S20C_Complete = 1  
  ELSE set 20C_Compete = 2  
  END
```

```
ELSEIF Ask_A[22] = yes THEN:  
  IF (PSCATA22 = 2, DK or RF) or  
    (A22STORE contains .COM or is DK or RF) or  
    (A22PURCH = 1, 3, 4, DK or RF) or
```

```
(A22LOCST = RESPONSE, DK or RF) then
  Set S20C_Complete = 1
ELSE set 20C_Compete = 2
END
```

```
ELSEIF Ask_E[13] = yes THEN:
  IF (PSCATE13 = 2, DK or RF) or
    (E13STORE contains .COM or is DK or RF) or
    (E13PURCH = 1, 3, 4, DK or RF) or
    (E13LOCST = RESPONSE, DK or RF) then
    Set S20C_Complete = 1
  ELSE set 20C_Compete = 2
  END
```

```
ELSEIF Ask_E[12] = yes THEN:
  IF (PSCATE12 = 2, DK or RF) or
    (E12STORE contains .COM or is DK or RF) or
    (E12PURCH = 1, 3, 4, DK or RF) or
    (E12LOCST = RESPONSE, DK or RF) then
    Set S20C_Complete = 1
  ELSE set 20C_Compete = 2
  END
```

```
ELSEIF Ask_A[23] = yes THEN:
  IF (PSCATA23 = 2, DK or RF) or
    (A23STORE contains .COM or is DK or RF) or
    (A23PURCH = 1, 3, 4, DK or RF) or
    (A23LOCST = RESPONSE, DK or RF) then
    Set S20C_Complete = 1
  ELSE set 20C_Compete = 2
  END
END
```

Array:

Skip Instructions: Exit section 20C and goto the next appropriate section

Field

POP8_AskFlags

BSECT20C.POP8_AskFlags

Description: Set PopGrp 8 "Ask" flags

Form Pane Label:

SAS Name:

Tag Name:

Inherited Universe:

Universe:

Universe Description:

Question Text:

Type: Classification

Length: 0

- Don't Know
- Refuse
- Empty

- On Input
- On Output

Store Instructions: Set question eligibility flags

IF (RT10.POPGRP = 8 or 08) and SECTCOMP[5] = 1 and
SECTCOMP[8] = 1 and SECTCOMP[13] = 1 THEN:

IF BSect8.LP8A_Flag[5] = no then set Ask_H[16] = yes
END

IF BSect8.LP8A_Flag[8] = no and
BSect8.LP8A_Flag[9] = no then set
Ask_H[10] = yes
END

IF BSect8.LP8A_Flag[12] = no then set Ask_H[15] = yes
END

IF BSect13.LP13A_Flag[6] = no then set Ask_M[04] = yes
END

IF BSect13.LP13A_Flag[3] = no then set Ask_M[05] = yes

END

IF BSect13.LP13A_Flag[1] = no and
BSect13.LP13A_Flag[2] = no then
set Ask_M[06] = yes

END

IF BSect13.LP13A_Flag[5] = no and
BSect13.LP13A_Flag[12] = no then
set Ask_M[07] = yes

END

IF BSect8.LP8A_Flag[1] = no and
BSect8.LP8A_Flag[2] = no and
BSect8.LP8A_Flag[3] = no and
BSect8.LP8A_Flag[5] = no and
BSect8.LP8A_Flag[6] = no and
BSect8.LP8A_Flag[7] = no and
BSect8.LP8A_Flag[25] = no then
set Ask_H[41] = yes

END

IF BSect8.LP8A_Flag[10] = no then set Ask_H[14] = yes

END

IF BSect5.LP5_Flag[13] = no and BSect5.LP8A_Flag[26] = no
then set Ask_H[07] = yes

END

IF BSect8.LP8A_Flag[27] = no and BSect8.LP8A_Flag[28] = no
then set Ask_H[08] = yes

END

END

Array:

Destination Data Set: POP8

Block

BLP_POPGRP8
BSECT20C.BLP_POPGRP8

Description:

Tab Name:
Fly Over Name:
Universe Type: lf

Inherited Universe:

Universe: (RT10.POPGRP = 8 or 08) and SECTCOMP[5] = 1 and
SECTCOMP[8] = 1 and SECTCOMP[13] = 1

Universe Description:

Array:

Block Instructions:

PGRP8_INTRO

Field

BSECT20C.BLP_POPGRP8.PGRP8_INTRO

Description: Introduction

Form Pane Label: Intro

SAS Name:

Tag Name: PGRP8_INTRO

Inherited Universe:

Universe: Ask_H[16] = yes or Ask_H[10] = yes or Ask_H[15] = yes or
Ask_M[04] = yes or Ask_M[05] = yes or Ask_M[06] = yes or
Ask_M[07] = yes or Ask_H[41] = yes or Ask_H[14] = yes or
Ask_H[07] = yes or Ask_H[08] = yes

Universe Description:

Question Text: The next few questions are about expenses made by ^YOU_ANYONE during the last two years, that is, as far back as ^TwoYearsAgo. We have used the responses that you've already given us to shorten this part of the interview, so I'll only be asking you about expenses that you told me that you did not have in the last three months.

Fills: YOU_ANYONE

Instructions: IF NUMHOUSE = 1 then fill "you"
ELSE fill "you or anyone in your household"

Fills: TwoYearsAgo

Instructions: IF CUR_MONTHNUM = 01 then fill "December YEAR minus 3 years"
IF CUR_MONTHNUM = 02 then fill "January YEAR minus 2 years"
IF CUR_MONTHNUM = 03 then fill "February YEAR minus 2 years"
ELSEIF CUR_MONTHNUM = 04 then fill "March YEAR minus 2 years"
ELSEIF CUR_MONTHNUM = 05 then fill "April YEAR minus 2 years"
ELSEIF CUR_MONTHNUM = 06 then fill "May YEAR minus 2 years"
ELSEIF CUR_MONTHNUM = 07 then fill "June YEAR minus 2 years"
ELSEIF CUR_MONTHNUM = 08 then fill "July YEAR minus 2 years"
ELSEIF CUR_MONTHNUM = 09 then fill "August YEAR minus 2 years"
ELSEIF CUR_MONTHNUM = 10 then fill "September YEAR minus 2 years"
ELSEIF CUR_MONTHNUM = 11 then fill "October YEAR minus 2 years"
ELSEIF CUR_MONTHNUM = 12 then fill "November YEAR minus 2 years"

Type: Enumerated

Length: 1

Answer List: TContinue

Value:	Mnemonic:	Description:
1	Continue	Enter 1 to Continue

- Don't Know
- Refuse
- Empty

- On Input
- On Output

Array:

Skip Instructions: IF Ask_H[16] = 1 then goto PSCATH16
ELSEIF Ask_H[10] = 1 then goto PSCATH10
ELSEIF Ask_H[15] = 1 then goto PSCATH15
ELSEIF Ask_M[04] = 1 then goto PSCATM04
ELSEIF Ask_M[05] = 1 then goto PSCATM05
ELSEIF Ask_M[06] = 1 then goto PSCATM06
ELSEIF Ask_M[07] = 1 then goto PSCATM07
ELSEIF Ask_H[41] = 1 then goto PSCATH41
ELSEIF Ask_H[14] = 1 then goto PSCATH14
ELSEIF Ask_H[07] = 1 then goto PSCATH07
ELSEIF Ask_H[08] = 1 then goto PSCATH08
ELSE goto END_POPGRP8

Instrument SAS Name: PGRP8_INTRO

PSCATH16

Field

BSECT20C.BLP_POPGRP8.PSCATH16

Description: Purchased any entertainment centers, bookcases, desks or barstools?

Form Pane Label: Bookcases

SAS Name: PSCATH16

Tag Name: PSCATH16

Inherited Universe:

Universe: Ask_H[16] = yes

Universe Description: Living room, family, or recreation room furniture was not selected in 8A

Question Text: Now, please think about the last 12 months, since the first of
^TwelveMonthsAgo have ^YOU_ANYONE purchased any entertainment
centers, bookcases, desks, or barstools?

Fills: YOU_ANYONE

Instructions: IF NUMHOUSE = 1 then fill "you"
ELSE fill "you or anyone in your household"

Fills: TwelveMonthsAgo

Instructions: IF CUR_MONTHNUM = 01 then fill "December YEAR minus 2 years"
IF CUR_MONTHNUM = 02 then fill "January YEAR minus 1 year"
IF CUR_MONTHNUM = 03 then fill "February YEAR minus 1 year"
ELSEIF CUR_MONTHNUM = 04 then fill "March YEAR minus 1 year"
ELSEIF CUR_MONTHNUM = 05 then fill "April YEAR minus 1 year"
ELSEIF CUR_MONTHNUM = 06 then fill "May YEAR minus 1 year"
ELSEIF CUR_MONTHNUM = 07 then fill "June YEAR minus 1 year"
ELSEIF CUR_MONTHNUM = 08 then fill "July YEAR minus 1 year"
ELSEIF CUR_MONTHNUM = 09 then fill "August YEAR minus 1 year"
ELSEIF CUR_MONTHNUM = 10 then fill "September YEAR minus 1 year"
ELSEIF CUR_MONTHNUM = 11 then fill "October YEAR minus 1 year"
ELSEIF CUR_MONTHNUM = 12 then fill "November YEAR minus 1 year"

Type: Enumerated

Length: 1

Answer List: TYesNo

Value:	Mnemonic:	Description:
1	Yes	Yes
2	No	No

- Don't Know
- Refuse
- Empty

- On Input
- On Output

Array:

Skip Instructions: 1: Goto H16_COST

```
2,DK,RF: IF Ask_H[10] = 1 then goto PSCATH10
        ELSEIF Ask_H[15] = 1 then goto PSCATH15
        ELSEIF Ask_M[04] = 1 then goto PSCATM04
        ELSEIF Ask_M[05] = 1 then goto PSCATM05
        ELSEIF Ask_M[06] = 1 then goto PSCATM06
        ELSEIF Ask_M[07] = 1 then goto PSCATM07
        ELSEIF Ask_H[41] = 1 then goto PSCATH41
        ELSEIF Ask_H[14] = 1 then goto PSCATH14
        ELSEIF Ask_H[07] = 1 then goto PSCATH07
        ELSEIF Ask_H[08] = 1 then goto PSCATH08
        ELSE goto END_POPGRP8
```

Instrument SAS Name: PSCATH16

Destination Data Set: POP8

H16_COST

Field

BSECT20C.BLP_POPGRP8.H16_COST

Description: Purchase price

Form Pane Label: Cost

SAS Name: H16_COST

Tag Name: H16_COST

Inherited Universe:

Universe: PSCATH16 = 1

Universe Description: HH did purchase living room, family, or recreation room furniture in the last 12 months

Question Text: In the last 12 MONTHS, how much did ^YOU_YRCU spend on your last purchase of living room, family, or recreation room furniture?

Fills: YOU_YRCU

Instructions: IF NUMHOUSE = 1 then fill "you"
ELSE fill "your household"

Type: Integer

Length: 7

Min: 1

Max: 999999

- Don't Know
- Refuse
- Empty

- On Input
- On Output

Array:

Special Instructions: Display a \$ and comma in the entry field

Skip Instructions: IF ENTRY lt 11 or gt 2400 then goto ERR1_H16COST

ELSE goto H16STORE

Instrument SAS Name: H16_COST

Destination Data Set: POP8

Check

ERR1_H16COST
BSECT20C.BLP_POPGRP8.ERR1_H16COST

Description: Out of Range Check

Inherited Universe:

Universe: (H16_COST lt 11 or H16_COST gt 2400) AND H16_COST <> DK AND H16_COST <> RF

Universe Description:

Text: THE VALUE ENTERED IS UNUSUALLY HIGH OR LOW

PLEASE VERIFY AND IF CORRECT, ENTER ITEM LEVEL NOTE

Check Instructions:

Type: Soft

Skip Instructions: Suppress: Goto H16STORE

All others, go back to H16_COST

H16STORE

Field

BSECT20C.BLP_POPGRP8.H16STORE

Description: Where Purchased

Form Pane Label: Business

SAS Name: H16STORE

Tag Name: H16STORE

Inherited Universe:

Universe: PSCATH16 = 1

Universe Description:

Question Text: What is the name of the business where this was last purchased?

✦ Enter store, website, or company name

Type: String

Length: 45

Don't Know

Refuse

Empty

On Input

On Output

Array:

Special Instructions: IF uppercase entry contains ".COM" then set H16PURCH = 1
and "keep" and "Show"

Skip Instructions: IF uppercase entry does not contains ".COM" and is not a DK
or RF then goto H16PURCH

```
ELSEIF Ask_H[10] = 1 then goto PSCATH10
ELSEIF Ask_H[15] = 1 then goto PSCATH15
ELSEIF Ask_M[04] = 1 then goto PSCATM04
ELSEIF Ask_M[05] = 1 then goto PSCATM05
ELSEIF Ask_M[06] = 1 then goto PSCATM06
ELSEIF Ask_M[07] = 1 then goto PSCATM07
ELSEIF Ask_H[41] = 1 then goto PSCATH41
ELSEIF Ask_H[14] = 1 then goto PSCATH14
ELSEIF Ask_H[07] = 1 then goto PSCATH07
```

```
ELSEIF Ask_H[08] = 1 then goto PSCATH08  
ELSE goto END_POPGRP8
```

Instrument SAS Name: H16STORE

Destination Data Set: POP8

H16PURCH

Field

BSECT20C.BLP_POPGRP8.H16PURCH

Description: Purchased Online or in person

Form Pane Label: Online

SAS Name: H16PURCH

Tag Name: H16PURCH

Inherited Universe:

Universe: H16STORE = RESPONSE and
(Uppercase entry in H16STORE does not contain ".COM")

Universe Description: Business name is not DK, RF or .COM

Question Text: Was this paid for -

Type: Enumerated

Length: 1

Answer List: Tonline

Value:	Mnemonic:	Description:
1	Online	Online?
2	InPerson	In person?
3	MailTel	By mail or telephone order?
4	Other	Other

Don't Know
 Refuse
 Empty

On Input
 On Output

Array:

Special Instructions: Answer list descriptions for options 1-3 should be bold black

Skip Instructions: 1,3,4,DK,RF: IF Ask_H[10] = 1 then goto PSCATH10
ELSEIF Ask_H[15] = 1 then goto PSCATH15
ELSEIF Ask_M[04] = 1 then goto PSCATM04
ELSEIF Ask_M[05] = 1 then goto PSCATM05
ELSEIF Ask_M[06] = 1 then goto PSCATM06


```
ELSEIF Ask_M[07] = 1 then goto PSCATM07  
ELSEIF Ask_H[41] = 1 then goto PSCATH41  
ELSEIF Ask_H[14] = 1 then goto PSCATH14  
ELSEIF Ask_H[07] = 1 then goto PSCATH07  
ELSEIF Ask_H[08] = 1 then goto PSCATH08  
ELSE goto END_POPGRP8
```

2: Goto H16LOC

Instrument SAS Name: H16PURCH

Destination Data Set: POP8

H16LOC

Field

BSECT20C.BLP_POPGRP8.H16LOC

Description: Purchase location - City

Form Pane Label: Location - City

SAS Name: H16LOC

Tag Name: H16LOC

Inherited Universe:

Universe: H16PURCH = 2

Universe Description: Purchased in person

Question Text: In what city is ^H16STORE_Fill located?

Fills: H16STORE_Fill

Instructions: Fill entry in H16STORE

Type: String

Length: 45

- Don't Know
- Refuse
- Empty

- On Input
- On Output

Array:

Skip Instructions: Goto H16LOCST

Instrument SAS Name: H16LOC

Destination Data Set: POP8

Field

H16LOCST
BSECT20C.BLP_POPGRP8.H16LOCST

Description: Purchase location - State

Form Pane Label: State

SAS Name: H16LOCST

Tag Name: H16LOCST

Inherited Universe:

Universe: H16PURCH = 2

Universe Description:

Help Screen: H_DESTCODE

Question Text: ? [F1]

In what state is ^H16STORE_Fill located?

[Enter the two character state abbreviation](#)

Fills: H16STORE_Fill

Instructions: Fill entry in H16STORE

Type: String

Length: 2

- Don't Know
- Refuse
- Empty

- On Input
- On Output

Array:

Special Instructions: Use answer type TState - STRING[2], display width 4

Skip Instructions: IF entry is not a valid state abbreviation then
goto CK_H16LOCST

ELSEIF Ask_H[10] = 1 then goto PSCATH10
ELSEIF Ask_H[15] = 1 then goto PSCATH15
ELSEIF Ask_M[04] = 1 then goto PSCATM04

```
ELSEIF Ask_M[05] = 1 then goto PSCATM05  
ELSEIF Ask_M[06] = 1 then goto PSCATM06  
ELSEIF Ask_M[07] = 1 then goto PSCATM07  
ELSEIF Ask_H[41] = 1 then goto PSCATH41  
ELSEIF Ask_H[14] = 1 then goto PSCATH14  
ELSEIF Ask_H[07] = 1 then goto PSCATH07  
ELSEIF Ask_H[08] = 1 then goto PSCATH08  
ELSE goto END_POPGRP8
```

Instrument SAS Name: H16LOCST

Destination Data Set: POP8

Check

CK_H16LOCST
BSECT20C.BLP_POPGRP8.CK_H16LOCST

Description: Not a valid state abbreviation

Inherited Universe:

Universe: (Entry in H16LOCST is not a valid state abbreviation) AND H16LOCST <> DK AND H16LOCST <> RF

Universe Description: State abbreviation entered is not valid

Text: * [Not a valid state abbreviation](#)

Check Instructions:

Type: Hard

Skip Instructions: Go back to H16LOCST

PSCATH10

Field

BSECT20C.BLP_POPGRP8.PSCATH10

Description: Purchased any bedroom furniture including mattresses or box springs?

Form Pane Label: Bedroom Furniture

SAS Name: PSCATH10

Tag Name: PSCATH10

Inherited Universe:

Universe: Ask_H[10] = yes

Universe Description: Mattress, box springs or bedroom furniture were not selected in 8A

Question Text: ^PSCATH10Intro_Fill have ^YOU_ANYONE purchased any bedroom furniture including mattresses or box springs?

Fills: PSCATH10Intro_Fill

Instructions: If PSCATH16 = EMPTY then fill "Now, please think about the last 12 months, since the first of ^TwelveMonthsAgo"
ELSE fill "In the last 12 MONTHS,"

Fills: TwelveMonthsAgo

Instructions: IF CUR_MONTHNUM = 01 then fill "December YEAR minus 2 years"
IF CUR_MONTHNUM = 02 then fill "January YEAR minus 1 year"
IF CUR_MONTHNUM = 03 then fill "February YEAR minus 1 year"
ELSEIF CUR_MONTHNUM = 04 then fill "March YEAR minus 1 year"
ELSEIF CUR_MONTHNUM = 05 then fill "April YEAR minus 1 year"
ELSEIF CUR_MONTHNUM = 06 then fill "May YEAR minus 1 year"
ELSEIF CUR_MONTHNUM = 07 then fill "June YEAR minus 1 year"
ELSEIF CUR_MONTHNUM = 08 then fill "July YEAR minus 1 year"
ELSEIF CUR_MONTHNUM = 09 then fill "August YEAR minus 1 year"
ELSEIF CUR_MONTHNUM = 10 then fill "September YEAR minus 1 year"
ELSEIF CUR_MONTHNUM = 11 then fill "October YEAR minus 1 year"
ELSEIF CUR_MONTHNUM = 12 then fill "November YEAR minus 1 year"

Fills: YOU_ANYONE

Instructions: IF NUMHOUSE = 1 then fill "you"
ELSE fill "you or anyone in your household"

Type: Enumerated

Length: 1

Answer List: TYesNo

Value:	Mnemonic:	Description:
1	Yes	Yes
2	No	No

- Don't Know
- Refuse
- Empty

- On Input
- On Output

Array:

Skip Instructions: 1: Goto H10_COST

```
2,DK,RF: IF Ask_H[15] = 1 then goto PSCATH15
          ELSEIF Ask_M[04] = 1 then goto PSCATM04
          ELSEIF Ask_M[05] = 1 then goto PSCATM05
          ELSEIF Ask_M[06] = 1 then goto PSCATM06
          ELSEIF Ask_M[07] = 1 then goto PSCATM07
          ELSEIF Ask_H[41] = 1 then goto PSCATH41
          ELSEIF Ask_H[14] = 1 then goto PSCATH14
          ELSEIF Ask_H[07] = 1 then goto PSCATH07
          ELSEIF Ask_H[08] = 1 then goto PSCATH08
          ELSE goto END_POPGRP8
```

Instrument SAS Name: PSCATH10

Destination Data Set: POP8

H10_COST

Field

BSECT20C.BLP_POPGRP8.H10_COST

Description: Purchase price

Form Pane Label: Cost

SAS Name: H10_COST

Tag Name: H10_COST

Inherited Universe:

Universe: PSCATH10 = 1

Universe Description: HH did purchase mattresses, box springs or bedroom furniture in the last 12 months

Question Text: In the last 12 MONTHS, how much did ^YOU_YRCU spend on your last purchase of bedroom furniture including mattresses or box springs?

Fills: YOU_YRCU

Instructions: IF NUMHOUSE = 1 then fill "you"
ELSE fill "your household"

Type: Integer

Length: 7

Min: 1

Max: 999999

Don't Know

Refuse

Empty

On Input

On Output

Array:

Special Instructions: Display a \$ and comma in the entry field

Skip Instructions: IF ENTRY lt 10 or gt 3500 then goto ERR1_H10COST

ELSE goto H10STORE

Instrument SAS Name: H10_COST

Destination Data Set: POP8

Check

ERR1_H10COST
BSECT20C.BLP_POPGRP8.ERR1_H10COST

Description: Out of Range Check

Inherited Universe:

Universe: (H10_COST lt 10 or H10_COST gt 3500) AND H10_COST <> DK AND H10_COST <> RF

Universe Description:

Text: THE VALUE ENTERED IS UNUSUALLY HIGH OR LOW

PLEASE VERIFY AND IF CORRECT, ENTER ITEM LEVEL NOTE

Check Instructions:

Type: Soft

Skip Instructions: Suppress: Goto H10STORE

All others, go back to H10_COST

H10STORE

Field

BSECT20C.BLP_POPGRP8.H10STORE

Description: Where Purchased

Form Pane Label: Business

SAS Name: H10STORE

Tag Name: H10STORE

Inherited Universe:

Universe: PSCATH10 = 1

Universe Description:

Question Text: What is the name of the business where this was last purchased?

✦ Enter store, website, or company name

Type: String

Length: 45

Don't Know

Refuse

Empty

On Input

On Output

Array:

Special Instructions: IF uppercase entry contains ".COM" then set H10PURCH = 1
and "keep" and "Show"

Skip Instructions: IF uppercase entry does not contains ".COM" and is not a DK
or RF then goto H10PURCH

```
ELSEIF Ask_H[15] = 1 then goto PSCATH15  
ELSEIF Ask_M[04] = 1 then goto PSCATM04  
ELSEIF Ask_M[05] = 1 then goto PSCATM05  
ELSEIF Ask_M[06] = 1 then goto PSCATM06  
ELSEIF Ask_M[07] = 1 then goto PSCATM07  
ELSEIF Ask_H[41] = 1 then goto PSCATH41  
ELSEIF Ask_H[14] = 1 then goto PSCATH14  
ELSEIF Ask_H[07] = 1 then goto PSCATH07  
ELSEIF Ask_H[08] = 1 then goto PSCATH08
```

ELSE goto END_POPGRP8

Instrument SAS Name: H10STORE

Destination Data Set: POP8

H10PURCH

Field

BSECT20C.BLP_POPGRP8.H10PURCH

Description: Purchased Online or in person

Form Pane Label: Online

SAS Name: H10PURCH

Tag Name: H10PURCH

Inherited Universe:

Universe: H10STORE = RESPONSE and
(Uppercase entry in H10STORE does not contain ".COM")

Universe Description: Business name is not DK, RF or .COM

Question Text: Was this paid for -

Type: Enumerated

Length: 1

Answer List: Tonline

Value:	Mnemonic:	Description:
1	Online	Online?
2	InPerson	In person?
3	MailTel	By mail or telephone order?
4	Other	Other

- Don't Know
- Refuse
- Empty

- On Input
- On Output

Array:

Special Instructions: Answer list descriptions for options 1-3 should be bold black

Skip Instructions: 1,3,4,DK,RF: IF Ask_H[15] = 1 then goto PSCATH15
ELSEIF Ask_M[04] = 1 then goto PSCATM04
ELSEIF Ask_M[05] = 1 then goto PSCATM05
ELSEIF Ask_M[06] = 1 then goto PSCATM06
ELSEIF Ask_M[07] = 1 then goto PSCATM07

```
ELSEIF Ask_H[41] = 1 then goto PSCATH41  
ELSEIF Ask_H[14] = 1 then goto PSCATH14  
ELSEIF Ask_H[07] = 1 then goto PSCATH07  
ELSEIF Ask_H[08] = 1 then goto PSCATH08  
ELSE goto END_POPGRP8
```

2: Goto H10LOC

Instrument SAS Name: H10PURCH

Destination Data Set: POP8

H10LOC

Field

BSECT20C.BLP_POPGRP8.H10LOC

Description: Purchase location - City

Form Pane Label: Location - City

SAS Name: H10LOC

Tag Name: H10LOC

Inherited Universe:

Universe: H10PURCH = 2

Universe Description: Purchased in person

Question Text: In what city is ^H10STORE_Fill located?

Fills: H10STORE_Fill

Instructions: Fill entry in H10STORE

Type: String

Length: 45

- Don't Know
- Refuse
- Empty

- On Input
- On Output

Array:

Skip Instructions: Goto H10LOCST

Instrument SAS Name: H10LOC

Destination Data Set: POP8

Field

H10LOCST

BSECT20C.BLP_POPGRP8.H10LOCST

Description: Purchase location - State

Form Pane Label: State

SAS Name: H10LOCST

Tag Name: H10LOCST

Inherited Universe:

Universe: H10PURCH = 2

Universe Description:

Help Screen: H_DESTCODE

Question Text: ? [F1]

In what state is ^H10STORE_Fill located?

[Enter the two character state abbreviation](#)

Fills: H10STORE_Fill

Instructions: Fill entry in H10STORE

Type: String

Length: 2

- Don't Know
- Refuse
- Empty

- On Input
- On Output

Array:

Special Instructions: Use answer type TState - STRING[2], display width 4

Skip Instructions: IF entry is not a valid state abbreviation then
goto CK_H10LOCST

ELSEIF Ask_H[15] = 1 then goto PSCATH15
ELSEIF Ask_M[04] = 1 then goto PSCATM04
ELSEIF Ask_M[05] = 1 then goto PSCATM05

```
ELSEIF Ask_M[06] = 1 then goto PSCATM06  
ELSEIF Ask_M[07] = 1 then goto PSCATM07  
ELSEIF Ask_H[41] = 1 then goto PSCATH41  
ELSEIF Ask_H[14] = 1 then goto PSCATH14  
ELSEIF Ask_H[07] = 1 then goto PSCATH07  
ELSEIF Ask_H[08] = 1 then goto PSCATH08  
ELSE goto END_POPGRP8
```

Instrument SAS Name: H10LOCST

Destination Data Set: POP8

Check

CK_H10LOCST
BSECT20C.BLP_POPGRP8.CK_H10LOCST

Description: Not a valid state abbreviation

Inherited Universe:

Universe: (Entry in H10LOCST is not a valid state abbreviation) AND H10LOCST <> DK AND H10LOCST <> RF

Universe Description: State abbreviation entered is not valid

Text: * [Not a valid state abbreviation](#)

Check Instructions:

Type: Hard

Skip Instructions: Go back to H10LOCST

PSCATH15

Field

BSECT20C.BLP_POPGRP8.PSCATH15

Description: Purchased any outdoor furniture?

Form Pane Label: Outdoor Furniture

SAS Name: PSCATH15

Tag Name: PSCATH15

Inherited Universe:

Universe: Ask_H[15] = yes

Universe Description: Patio, porch, or outdoor furniture not selected in 8A

Question Text: ^PSCATH15Intro_Fill have ^YOU_ANYONE purchased any outdoor furniture?

Fills: PSCATH15Intro_Fill

Instructions: If PSCATH16 = EMPTY AND PSCATH10 = EMPTY then fill "Now, please think about the last 12 months, since the first of ^TwelveMonthsAgo"
ELSE fill "In the last 12 MONTHS,"

Fills: TwelveMonthsAgo

Instructions: IF CUR_MONTHNUM = 01 then fill "December YEAR minus 2 years"
IF CUR_MONTHNUM = 02 then fill "January YEAR minus 1 year"
IF CUR_MONTHNUM = 03 then fill "February YEAR minus 1 year"
ELSEIF CUR_MONTHNUM = 04 then fill "March YEAR minus 1 year"
ELSEIF CUR_MONTHNUM = 05 then fill "April YEAR minus 1 year"
ELSEIF CUR_MONTHNUM = 06 then fill "May YEAR minus 1 year"
ELSEIF CUR_MONTHNUM = 07 then fill "June YEAR minus 1 year"
ELSEIF CUR_MONTHNUM = 08 then fill "July YEAR minus 1 year"
ELSEIF CUR_MONTHNUM = 09 then fill "August YEAR minus 1 year"
ELSEIF CUR_MONTHNUM = 10 then fill "September YEAR minus 1 year"
ELSEIF CUR_MONTHNUM = 11 then fill "October YEAR minus 1 year"
ELSEIF CUR_MONTHNUM = 12 then fill "November YEAR minus 1 year"

Fills: YOU_ANYONE

Instructions: IF NUMHOUSE = 1 then fill "you"
ELSE fill "you or anyone in your household"

Type: Enumerated

Length: 1

Answer List: TYesNo

Value:	Mnemonic:	Description:
1	Yes	Yes
2	No	No

- Don't Know
- Refuse
- Empty

- On Input
- On Output

Array:

Skip Instructions: 1: Goto H15_COST

```
2,DK,RF: IF Ask_M[04] = 1 then goto PSCATM04
          ELSEIF Ask_M[05] = 1 then goto PSCATM05
          ELSEIF Ask_M[06] = 1 then goto PSCATM06
          ELSEIF Ask_M[07] = 1 then goto PSCATM07
          ELSEIF Ask_H[41] = 1 then goto PSCATH41
          ELSEIF Ask_H[14] = 1 then goto PSCATH14
          ELSEIF Ask_H[07] = 1 then goto PSCATH07
          ELSEIF Ask_H[08] = 1 then goto PSCATH08
          ELSE goto END_POPGRP8
```

Instrument SAS Name: PSCATH15

Destination Data Set: POP8

H15_COST

Field

BSECT20C.BLP_POPGRP8.H15_COST

Description: Purchase price

Form Pane Label: Cost

SAS Name: H15_COST

Tag Name: H15_COST

Inherited Universe:

Universe: PSCATH15 = 1

Universe Description: HH did purchase outdoor furniture in the last 12 months

Question Text: In the last 12 MONTHS, how much did ^YOU_YRCU spend on your last purchase of outdoor furniture?

Fills: YOU_YRCU

Instructions: IF NUMHOUSE = 1 then fill "you"
ELSE fill "your household"

Type: Integer

Length: 7

Min: 1

Max: 999999

Don't Know

Refuse

Empty

On Input

On Output

Array:

Special Instructions: Display a \$ and comma in the entry field

Skip Instructions: IF ENTRY lt 5 or gt 900 then goto ERR1_H15COST

ELSE goto H15STORE

Instrument SAS Name: H15_COST

Destination Data Set: POP8

Check

ERR1_H15COST
BSECT20C.BLP_POPGRP8.ERR1_H15COST

Description: Out of Range Check

Inherited Universe:

Universe: (H15_COST lt 5 or H15_COST gt 900) AND H15_COST <> DK AND H15_COST <>
RF

Universe Description:

Text: THE VALUE ENTERED IS UNUSUALLY HIGH OR LOW

PLEASE VERIFY AND IF CORRECT, ENTER ITEM LEVEL NOTE

Check Instructions:

Type: Soft

Skip Instructions: Suppress: Goto H15STORE

All others, go back to H15_COST

H15STORE

Field

BSECT20C.BLP_POPGRP8.H15STORE

Description: Where Purchased

Form Pane Label: Business

SAS Name: H15STORE

Tag Name: H15STORE

Inherited Universe:

Universe: PSCATH15 = 1

Universe Description:

Question Text: What is the name of the business where this was last purchased?

✦ Enter store, website, or company name

Type: String

Length: 45

Don't Know

Refuse

Empty

On Input

On Output

Array:

Special Instructions: IF uppercase entry contains ".COM" then set H15PURCH = 1
and "keep" and "Show"

Skip Instructions: IF uppercase entry does not contains ".COM" and is not a DK
or RF then goto H15PURCH

```
ELSEIF Ask_M[04] = 1 then goto PSCATM04
ELSEIF Ask_M[05] = 1 then goto PSCATM05
ELSEIF Ask_M[06] = 1 then goto PSCATM06
ELSEIF Ask_M[07] = 1 then goto PSCATM07
ELSEIF Ask_H[41] = 1 then goto PSCATH41
ELSEIF Ask_H[14] = 1 then goto PSCATH14
ELSEIF Ask_H[07] = 1 then goto PSCATH07
ELSEIF Ask_H[08] = 1 then goto PSCATH08
ELSE goto END_POPGRP8
```

Instrument SAS Name: H15STORE

Destination Data Set: POP8

H15PURCH

Field

BSECT20C.BLP_POPGRP8.H15PURCH

Description: Purchased Online or in person

Form Pane Label: Online

SAS Name: H15PURCH

Tag Name: H15PURCH

Inherited Universe:

Universe: H15STORE = RESPONSE and
(Uppercase entry in H15STORE does not contain ".COM")

Universe Description: Business name is not DK, RF or .COM

Question Text: Was this paid for -

Type: Enumerated

Length: 1

Answer List: Tonline

Value:	Mnemonic:	Description:
1	Online	Online?
2	InPerson	In person?
3	MailTel	By mail or telephone order?
4	Other	Other

- Don't Know
- Refuse
- Empty

- On Input
- On Output

Array:

Special Instructions: Answer list descriptions for options 1-3 should be bold black

Skip Instructions: 1,3,4,DK,RF: IF Ask_M[04] = 1 then goto PSCATM04
ELSEIF Ask_M[05] = 1 then goto PSCATM05
ELSEIF Ask_M[06] = 1 then goto PSCATM06
ELSEIF Ask_M[07] = 1 then goto PSCATM07
ELSEIF Ask_H[41] = 1 then goto PSCATH41


```
ELSEIF Ask_H[14] = 1 then goto PSCATH14  
ELSEIF Ask_H[07] = 1 then goto PSCATH07  
ELSEIF Ask_H[08] = 1 then goto PSCATH08  
ELSE goto END_POPGRP8
```

2: Goto H15LOC

Instrument SAS Name: H15PURCH

Destination Data Set: POP8

H15LOC

Field

BSECT20C.BLP_POPGRP8.H15LOC

Description: Purchase location - City

Form Pane Label: Location - City

SAS Name: H15LOC

Tag Name: H15LOC

Inherited Universe:

Universe: H15PURCH = 2

Universe Description: Purchased in person

Question Text: In what city is ^H15STORE_Fill located?

Fills: H15STORE_Fill

Instructions: Fill entry in H15STORE

Type: String

Length: 45

- Don't Know
- Refuse
- Empty

- On Input
- On Output

Array:

Skip Instructions: Goto H15LOCST

Instrument SAS Name: H15LOC

Destination Data Set: POP8

Field

H15LOCST
BSECT20C.BLP_POPGRP8.H15LOCST

Description: Purchase location - State

Form Pane Label: State

SAS Name: H15LOCST

Tag Name: H15LOCST

Inherited Universe:

Universe: H15PURCH = 2

Universe Description:

Help Screen: H_DESTCODE

Question Text: ? [F1]

In what state is ^H15STORE_Fill located?

[Enter the two character state abbreviation](#)

Fills: H15STORE_Fill

Instructions: Fill entry in H15STORE

Type: String

Length: 2

- Don't Know
- Refuse
- Empty

- On Input
- On Output

Array:

Special Instructions: Use answer type TState - STRING[2], display width 4

Skip Instructions: IF entry is not a valid state abbreviation then
goto CK_H15LOCST

ELSEIF Ask_M[04] = 1 then goto PSCATM04
ELSEIF Ask_M[05] = 1 then goto PSCATM05
ELSEIF Ask_M[06] = 1 then goto PSCATM06

```
ELSEIF Ask_M[07] = 1 then goto PSCATM07  
ELSEIF Ask_H[41] = 1 then goto PSCATH41  
ELSEIF Ask_H[14] = 1 then goto PSCATH14  
ELSEIF Ask_H[07] = 1 then goto PSCATH07  
ELSEIF Ask_H[08] = 1 then goto PSCATH08  
ELSE goto END_POPGRP8
```

Instrument SAS Name: H15LOCST

Destination Data Set: POP8

Check

CK_H15LOCST
BSECT20C.BLP_POPGRP8.CK_H15LOCST

Description: Not a valid state abbreviation

Inherited Universe:

Universe: (Entry in H15LOCST is not a valid state abbreviation) AND H15LOCST <> DK AND H15LOCST <> RF

Universe Description: State abbreviation entered is not valid

Text: * [Not a valid state abbreviation](#)

Check Instructions:

Type: Hard

Skip Instructions: Go back to H15LOCST

PSCATM04

Field

BSECT20C.BLP_POPGRP8.PSCATM04

Description: Had any expenses for physicians' services

Form Pane Label: Physician Serv.

SAS Name: PSCATM04

Tag Name: PSCATM04

Inherited Universe:

Universe: Ask_M[04] = yes

Universe Description: Physicians' services not selected in 14A

Question Text: ^PSCATM04Intro_Fill have ^YOU_ANYONE had any expenses for physicians' services?

Fills: PSCATM04Intro_Fill

Instructions: If PSCATH16 = EMPTY AND PSCATH10 = EMPTY AND PSCATH15 = EMPTY then fill "Now, please think about the last 12 months, since the first of ^TwelveMonthsAgo"
ELSE fill "In the last 12 MONTHS,"

Fills: TwelveMonthsAgo

Instructions: IF CUR_MONTHNUM = 01 then fill "December YEAR minus 2 years"
IF CUR_MONTHNUM = 02 then fill "January YEAR minus 1 year"
IF CUR_MONTHNUM = 03 then fill "February YEAR minus 1 year"
ELSEIF CUR_MONTHNUM = 04 then fill "March YEAR minus 1 year"
ELSEIF CUR_MONTHNUM = 05 then fill "April YEAR minus 1 year"
ELSEIF CUR_MONTHNUM = 06 then fill "May YEAR minus 1 year"
ELSEIF CUR_MONTHNUM = 07 then fill "June YEAR minus 1 year"
ELSEIF CUR_MONTHNUM = 08 then fill "July YEAR minus 1 year"
ELSEIF CUR_MONTHNUM = 09 then fill "August YEAR minus 1 year"
ELSEIF CUR_MONTHNUM = 10 then fill "September YEAR minus 1 year"
ELSEIF CUR_MONTHNUM = 11 then fill "October YEAR minus 1 year"
ELSEIF CUR_MONTHNUM = 12 then fill "November YEAR minus 1 year"

Fills: YOU_ANYONE

Instructions: IF NUMHOUSE = 1 then fill "you"
ELSE fill "you or anyone in your household"

Type: Enumerated

Length: 1

Answer List: TYesNo

Value:	Mnemonic:	Description:
1	Yes	Yes
2	No	No

- Don't Know
- Refuse
- Empty

- On Input
- On Output

Array:

Skip Instructions: 1: Goto M04_COST

```
2,DK,RF: IF Ask_M[05] = 1 then goto PSCATM05
          ELSEIF Ask_M[06] = 1 then goto PSCATM06
          ELSEIF Ask_M[07] = 1 then goto PSCATM07
          ELSEIF Ask_H[41] = 1 then goto PSCATH41
          ELSEIF Ask_H[14] = 1 then goto PSCATH14
          ELSEIF Ask_H[07] = 1 then goto PSCATH07
          ELSEIF Ask_H[08] = 1 then goto PSCATH08
          ELSE goto END_POPGRP8
```

Instrument SAS Name: PSCATM04

Destination Data Set: POP8

M04_COST

Field

BSECT20C.BLP_POPGRP8.M04_COST

Description: Purchase price

Form Pane Label: Cost

SAS Name: M04_COST

Tag Name: M04_COST

Inherited Universe:

Universe: PSCATM04 = 1

Universe Description: HH did have expenses for physicians' services in the last 12 months

Question Text: In the last 12 MONTHS, how much was ^YR_YRCUS last expense for physicians' services?

Fills: YR_YRCUS

Instructions: IF NUMHOUSE = 1 then fill "your"
ELSE fill "your household's"

Type: Integer

Length: 7

Min: 1

Max: 999999

Don't Know

Refuse

Empty

On Input

On Output

Array:

Special Instructions: Display a \$ and comma in the entry field

Skip Instructions: IF ENTRY lt 5 or gt 379 then goto ERR1_M04COST

ELSE goto M04STORE

Instrument SAS Name: M04_COST

Destination Data Set: POP8

Check

ERR1_M04COST
BSECT20C.BLP_POPGRP8.ERR1_M04COST

Description: Out of Range Check

Inherited Universe:

Universe: (M04_COST lt 5 or M04_COST gt 379) AND M04_COST <> DK AND M04_COST <> RF

Universe Description:

Text: THE VALUE ENTERED IS UNUSUALLY HIGH OR LOW

PLEASE VERIFY AND IF CORRECT, ENTER ITEM LEVEL NOTE

Check Instructions:

Type: Soft

Skip Instructions: Suppress: Goto M04STORE

All others, go back to M04_COST

M04STORE

Field

BSECT20C.BLP_POPGRP8.M04STORE

Description: Where Purchased

Form Pane Label: Business

SAS Name: M04STORE

Tag Name: M04STORE

Inherited Universe:

Universe: PSCATM04 = 1

Universe Description:

Question Text: What is the name of the business where ^YOU_YRCU had this expense?

✦ Enter store, website, or company name

Fills: YOU_YRCU

Instructions: IF NUMHOUSE = 1 then fill "you"
ELSE fill "your household"

Type: String

Length: 45

Don't Know

Refuse

Empty

On Input

On Output

Array:

Special Instructions: IF uppercase entry contains ".COM" then set M04PURCH = 1
and "keep" and "Show"

Skip Instructions: IF Uppercase Entry does not contains ".COM" and is not a DK
or RF then goto M04PURCH

ELSEIF Ask_M[05] = 1 then goto PSCATM05

ELSEIF Ask_M[06] = 1 then goto PSCATM06

ELSEIF Ask_M[07] = 1 then goto PSCATM07

ELSEIF Ask_H[41] = 1 then goto PSCATH41

ELSEIF Ask_H[14] = 1 then goto PSCATH14

```
ELSEIF Ask_H[07] = 1 then goto PSCATH07  
ELSEIF Ask_H[08] = 1 then goto PSCATH08  
ELSE goto END_POPGRP8
```

Instrument SAS Name: M04STORE

Destination Data Set: POP8

M04PURCH

Field

BSECT20C.BLP_POPGRP8.M04PURCH

Description: Purchased Online or in person

Form Pane Label: Online

SAS Name: M04PURCH

Tag Name: M04PURCH

Inherited Universe:

Universe: M04STORE = RESPONSE and
(Uppercase entry in M04STORE does not contain ".COM")

Universe Description: Business name is not DK, RF or .COM

Question Text: Was this paid for -

Type: Enumerated

Length: 1

Answer List: Tonline

Value:	Mnemonic:	Description:
1	Online	Online?
2	InPerson	In person?
3	MailTel	By mail or telephone order?
4	Other	Other

- Don't Know
- Refuse
- Empty

- On Input
- On Output

Array:

Special Instructions: Answer list descriptions for options 1-3 should be bold black

Skip Instructions: 1,3,4,DK,RF: IF Ask_M[05] = 1 then goto PSCATM05
ELSEIF Ask_M[06] = 1 then goto PSCATM06
ELSEIF Ask_M[07] = 1 then goto PSCATM07
ELSEIF Ask_H[41] = 1 then goto PSCATH41
ELSEIF Ask_H[14] = 1 then goto PSCATH14

```
ELSEIF Ask_H[07] = 1 then goto PSCATH07  
ELSEIF Ask_H[08] = 1 then goto PSCATH08  
ELSE goto END_POPGRP8
```

2: Goto M04LOC

Instrument SAS Name: M04PURCH

Destination Data Set: POP8

M04LOC

Field

BSECT20C.BLP_POPGRP8.M04LOC

Description: Purchase location - City

Form Pane Label: Location - City

SAS Name: M04LOC

Tag Name: M04LOC

Inherited Universe:

Universe: M04PURCH = 2

Universe Description: Purchased in person

Question Text: In what city is ^M04STORE_Fill located?

Fills: M04STORE_Fill

Instructions: Fill entry in M04STORE

Type: String

Length: 45

- Don't Know
- Refuse
- Empty

- On Input
- On Output

Array:

Skip Instructions: Goto M04LOCST

Instrument SAS Name: M04LOC

Destination Data Set: POP8

Field

M04LOCST
BSECT20C.BLP_POPGRP8.M04LOCST

Description: Purchase location - State

Form Pane Label: State

SAS Name: M04LOCST

Tag Name: M04LOCST

Inherited Universe:

Universe: M04PURCH = 2

Universe Description:

Help Screen: H_DESTCODE

Question Text: ? [F1]

In what state is ^M04STORE_Fill located?

[Enter the two character state abbreviation](#)

Fills: M04STORE_Fill

Instructions: Fill entry in M04STORE

Type: String

Length: 2

Don't Know
 Refuse
 Empty

On Input
 On Output

Array:

Special Instructions: Use answer type TState - STRING[2], display width 4

Skip Instructions: IF entry is not a valid state abbreviation then
goto CK_M04LOCST

ELSEIF Ask_M[05] = 1 then goto PSCATM05
ELSEIF Ask_M[06] = 1 then goto PSCATM06
ELSEIF Ask_M[07] = 1 then goto PSCATM07

```
ELSEIF Ask_H[41] = 1 then goto PSCATH41  
ELSEIF Ask_H[14] = 1 then goto PSCATH14  
ELSEIF Ask_H[07] = 1 then goto PSCATH07  
ELSEIF Ask_H[08] = 1 then goto PSCATH08  
ELSE goto END_POPGRP8
```

Instrument SAS Name: M04LOCST

Destination Data Set: POP8

Check

CK_M04LOCST
BSECT20C.BLP_POPGRP8.CK_M04LOCST

Description: Not a valid state abbreviation

Inherited Universe:

Universe: (Entry in M04LOCST is not a valid state abbreviation) AND M04LOCST <> DK AND M04LOCST <> RF

Universe Description: State abbreviation entered is not valid

Text: * [Not a valid state abbreviation](#)

Check Instructions:

Type: Hard

Skip Instructions: Go back to M04LOCST

PSCATM05

Field

BSECT20C.BLP_POPGRP8.PSCATM05

Description: Had any expenses for dental services

Form Pane Label: Dental Services

SAS Name: PSCATM05

Tag Name: PSCATM05

Inherited Universe:

Universe: Ask_M[05] = yes

Universe Description: Dental care not selected in 14A

Question Text: ^PSCATM05Intro_Fill have ^YOU_ANYONE had any expenses for dental services?

Fills: PSCATM05Intro_Fill

Instructions: If PSCATH16 = EMPTY AND PSCATH10 = EMPTY AND PSCATH15 = EMPTY AND PSCATM04 = EMPTY then fill "Now, please think about the last 12 months, since the first of ^TwelveMonthsAgo"
ELSE fill "In the last 12 MONTHS,"

Fills: TwelveMonthsAgo

Instructions: IF CUR_MONTHNUM = 01 then fill "December YEAR minus 2 years"
IF CUR_MONTHNUM = 02 then fill "January YEAR minus 1 year"
IF CUR_MONTHNUM = 03 then fill "February YEAR minus 1 year"
ELSEIF CUR_MONTHNUM = 04 then fill "March YEAR minus 1 year"
ELSEIF CUR_MONTHNUM = 05 then fill "April YEAR minus 1 year"
ELSEIF CUR_MONTHNUM = 06 then fill "May YEAR minus 1 year"
ELSEIF CUR_MONTHNUM = 07 then fill "June YEAR minus 1 year"
ELSEIF CUR_MONTHNUM = 08 then fill "July YEAR minus 1 year"
ELSEIF CUR_MONTHNUM = 09 then fill "August YEAR minus 1 year"
ELSEIF CUR_MONTHNUM = 10 then fill "September YEAR minus 1 year"
ELSEIF CUR_MONTHNUM = 11 then fill "October YEAR minus 1 year"
ELSEIF CUR_MONTHNUM = 12 then fill "November YEAR minus 1 year"

Fills: YOU_ANYONE

Instructions: IF NUMHOUSE = 1 then fill "you"
ELSE fill "you or anyone in your household"

Type: Enumerated

Length: 1

Answer List: TYesNo

Value:	Mnemonic:	Description:
1	Yes	Yes
2	No	No

- Don't Know
- Refuse
- Empty

- On Input
- On Output

Array:

Skip Instructions: 1: Goto M05_COST

```
2,DK,RF: IF Ask_M[06] = 1 then goto PSCATM06
          ELSEIF Ask_M[07] = 1 then goto PSCATM07
          ELSEIF Ask_H[41] = 1 then goto PSCATH41
          ELSEIF Ask_H[14] = 1 then goto PSCATH14
          ELSEIF Ask_H[07] = 1 then goto PSCATH07
          ELSEIF Ask_H[08] = 1 then goto PSCATH08
          ELSE goto END_POPGRP8
```

Instrument SAS Name: PSCATM05

Destination Data Set: POP8

M05_COST

Field

BSECT20C.BLP_POPGRP8.M05_COST

Description: Purchase price

Form Pane Label: Cost

SAS Name: M05_COST

Tag Name: M05_COST

Inherited Universe:

Universe: PSCATM05 = 1

Universe Description: HH did have expenses for dental services in the last 12 months

Question Text: In the last 12 MONTHS, how much was ^YR_YRCUS last expense for dental services?

Fills: YR_YRCUS

Instructions: IF NUMHOUSE = 1 then fill "your"
ELSE fill "your household's"

Type: Integer

Length: 7

Min: 1

Max: 999999

Don't Know

Refuse

Empty

On Input

On Output

Array:

Special Instructions: Display a \$ and comma in the entry field

Skip Instructions: IF ENTRY lt 6 or gt 1400 then goto ERR1_M05COST

ELSE goto M05STORE

Instrument SAS Name: M05_COST

Destination Data Set: POP8

Check

ERR1_M05COST
BSECT20C.BLP_POPGRP8.ERR1_M05COST

Description: Out of Range Check

Inherited Universe:

Universe: (M05_COST lt 6 or M05_COST gt 1400) AND M05_COST <> DK AND M05_COST <> RF

Universe Description:

Text: THE VALUE ENTERED IS UNUSUALLY HIGH OR LOW

PLEASE VERIFY AND IF CORRECT, ENTER ITEM LEVEL NOTE

Check Instructions:

Type: Soft

Skip Instructions: Suppress: Goto M05STORE

All others, go back to M05_COST

M05STORE

Field

BSECT20C.BLP_POPGRP8.M05STORE

Description: Where Purchased

Form Pane Label: Business

SAS Name: M05STORE

Tag Name: M05STORE

Inherited Universe:

Universe: PSCATM05 = 1

Universe Description:

Question Text: What is the name of the business where ^YOU_YRCU had this expense?

✦ Enter store, website, or company name

Fills: YOU_YRCU

Instructions: IF NUMHOUSE = 1 then fill "you"
ELSE fill "your household"

Type: String

Length: 45

Don't Know

Refuse

Empty

On Input

On Output

Array:

Special Instructions: IF uppercase entry contains ".COM" then set M05PURCH = 1
and "keep" and "Show"

Skip Instructions: IF uppercase entry does not contains ".COM" and is not a DK
or RF then goto M05PURCH

ELSEIF Ask_M[06] = 1 then goto PSCATM06

ELSEIF Ask_M[07] = 1 then goto PSCATM07

ELSEIF Ask_H[41] = 1 then goto PSCATH41

ELSEIF Ask_H[14] = 1 then goto PSCATH14

ELSEIF Ask_H[07] = 1 then goto PSCATH07

```
ELSEIF Ask_H[08] = 1 then goto PSCATH08  
ELSE goto END_POPGRP8
```

Instrument SAS Name: M05STORE

Destination Data Set: POP8

M05PURCH

Field

BSECT20C.BLP_POPGRP8.M05PURCH

Description: Purchased Online or in person

Form Pane Label: Online

SAS Name: M05PURCH

Tag Name: M05PURCH

Inherited Universe:

Universe: M05STORE = RESPONSE and
(Uppercase entry in M05STORE does not contain ".COM")

Universe Description: Business name is not DK, RF or .COM

Question Text: Was this paid for -

Type: Enumerated

Length: 1

Answer List: Tonline

Value:	Mnemonic:	Description:
1	Online	Online?
2	InPerson	In person?
3	MailTel	By mail or telephone order?
4	Other	Other

- Don't Know
- Refuse
- Empty

- On Input
- On Output

Array:

Special Instructions: Answer list descriptions for options 1-3 should be bold black

Skip Instructions: 1,3,4,DK,RF: IF Ask_M[06] = 1 then goto PSCATM06
ELSEIF Ask_M[07] = 1 then goto PSCATM07
ELSEIF Ask_H[41] = 1 then goto PSCATH41
ELSEIF Ask_H[14] = 1 then goto PSCATH14
ELSEIF Ask_H[07] = 1 then goto PSCATH07


```
ELSEIF Ask_H[08] = 1 then goto PSCATH08  
ELSE goto END_POPGRP8
```

2: Goto M05LOC

Instrument SAS Name: M05PURCH

Destination Data Set: POP8

M05LOC

Field

BSECT20C.BLP_POPGRP8.M05LOC

Description: Purchase location - City

Form Pane Label: Location - City

SAS Name: M05LOC

Tag Name: M05LOC

Inherited Universe:

Universe: M05PURCH = 2

Universe Description: Purchased in person

Question Text: In what city is ^M05STORE_Fill located?

Fills: M05STORE_Fill

Instructions: Fill entry from M05STORE

Type: String

Length: 45

Don't Know
 Refuse
 Empty

On Input
 On Output

Array:

Skip Instructions: Goto M05LOCST

Instrument SAS Name: M05LOC

Destination Data Set: POP8

Field

M05LOCST
BSECT20C.BLP_POPGRP8.M05LOCST

Description: Purchase location - State

Form Pane Label: State

SAS Name: M05LOCST

Tag Name: M05LOCST

Inherited Universe:

Universe: M05PURCH = 2

Universe Description:

Help Screen: H_DESTCODE

Question Text: ? [F1]

In what state is ^M05STORE_Fill located?

[Enter the two character state abbreviation](#)

Fills: M05STORE_Fill

Instructions: Fill entry from M05STORE

Type: String

Length: 2

Don't Know
 Refuse
 Empty

On Input
 On Output

Array:

Special Instructions: Use answer type TState - STRING[2], display width 4

Skip Instructions: IF entry is not a valid state abbreviation then
goto CK_M05LOCST

ELSEIF Ask_M[06] = 1 then goto PSCATM06
ELSEIF Ask_M[07] = 1 then goto PSCATM07
ELSEIF Ask_H[41] = 1 then goto PSCATH41

```
ELSEIF Ask_H[14] = 1 then goto PSCATH14  
ELSEIF Ask_H[07] = 1 then goto PSCATH07  
ELSEIF Ask_H[08] = 1 then goto PSCATH08  
ELSE goto END_POPGRP8
```

Instrument SAS Name: M05LOCST

Destination Data Set: POP8

Check

CK_M05LOCST
BSECT20C.BLP_POPGRP8.CK_M05LOCST

Description: Not a valid state abbreviation

Inherited Universe:

Universe: (Entry in M05LOCST is not a valid state abbreviation) AND M05LOCST <> DK AND M05LOCST <> RF

Universe Description: State abbreviation entered is not valid

Text: * [Not a valid state abbreviation](#)

Check Instructions:

Type: Hard

Skip Instructions: Go back to M05LOCST

PSCATM06

Field

BSECT20C.BLP_POPGRP8.PSCATM06

Description: Had any expenses for eyeglasses or eye care?

Form Pane Label: Eye Care

SAS Name: PSCATM06

Tag Name: PSCATM06

Inherited Universe:

Universe: Ask_M[06] = yes

Universe Description: Eye examinations, treatment, surgery, eye glasses or contact lenses not selected in 14A

Question Text: ^PSCATM06Intro_Fill have ^YOU_ANYONE had any expenses for eyeglasses or eye care?

Fills: PSCATM06Intro_Fill

Instructions: IF PSCATH16 = EMPTY AND PSCATH10 = EMPTY AND PSCATH15 = EMPTY AND PSCATM04 = EMPTY AND PSCATM05 = EMPTY then fill "Now, please think about the last 12 months, since the first of ^TwelveMonthsAgo"
ELSE fill "In the last 12 MONTHS,"

Fills: TwelveMonthsAgo

Instructions: IF CUR_MONTHNUM = 01 then fill "December YEAR minus 2 years"
IF CUR_MONTHNUM = 02 then fill "January YEAR minus 1 year"
IF CUR_MONTHNUM = 03 then fill "February YEAR minus 1 year"
ELSEIF CUR_MONTHNUM = 04 then fill "March YEAR minus 1 year"
ELSEIF CUR_MONTHNUM = 05 then fill "April YEAR minus 1 year"
ELSEIF CUR_MONTHNUM = 06 then fill "May YEAR minus 1 year"
ELSEIF CUR_MONTHNUM = 07 then fill "June YEAR minus 1 year"
ELSEIF CUR_MONTHNUM = 08 then fill "July YEAR minus 1 year"
ELSEIF CUR_MONTHNUM = 09 then fill "August YEAR minus 1 year"
ELSEIF CUR_MONTHNUM = 10 then fill "September YEAR minus 1 year"
ELSEIF CUR_MONTHNUM = 11 then fill "October YEAR minus 1 year"
ELSEIF CUR_MONTHNUM = 12 then fill "November YEAR minus 1 year"

Fills: YOU_ANYONE

Instructions: IF NUMHOUSE = 1 then fill "you"
ELSE fill "you or anyone in your household"

Type: Enumerated
Length: 1

Answer List: TYesNo

Value:	Mnemonic:	Description:
1	Yes	Yes
2	No	No

- Don't Know
- Refuse
- Empty

- On Input
- On Output

Array:

Skip Instructions: 1: Goto M06_COST

```
2,DK,RF: IF Ask_M[07] = 1 then goto PSCATM07
          ELSEIF Ask_H[41] = 1 then goto PSCATH41
          ELSEIF Ask_H[14] = 1 then goto PSCATH14
          ELSEIF Ask_H[07] = 1 then goto PSCATH07
          ELSEIF Ask_H[08] = 1 then goto PSCATH08
          ELSE goto END_POPGRP8
```

Instrument SAS Name: PSCATM06

Destination Data Set: POP8

M06_COST

Field

BSECT20C.BLP_POPGRP8.M06_COST

Description: Purchase price

Form Pane Label: Cost

SAS Name: M06_COST

Tag Name: M06_COST

Inherited Universe:

Universe: PSCATM06 = 1

Universe Description: HH did pay for eyeglasses or eye care in the last 12 months

Question Text: In the last 12 MONTHS, how much was ^YR_YRCUS last expense for eyeglasses or eye care?

Fills: YR_YRCUS

Instructions: IF NUMHOUSE = 1 then fill "your"
ELSE fill "your household's"

Type: Integer

Length: 7

Min: 1

Max: 999999

Don't Know

Refuse

Empty

On Input

On Output

Array:

Special Instructions: Display a \$ and comma in the entry field

Skip Instructions: IF ENTRY lt 5 or gt 2000 then goto ERR1_M06COST

ELSE goto M06STORE

Instrument SAS Name: M06_COST

Destination Data Set: POP8

Check

ERR1_M06COST
BSECT20C.BLP_POPGRP8.ERR1_M06COST

Description: Out of Range Check

Inherited Universe:

Universe: (M06_COST lt 5 or M06_COST gt 2000) AND M06_COST <> DK AND M06_COST <> RF

Universe Description:

Text: THE VALUE ENTERED IS UNUSUALLY HIGH OR LOW

PLEASE VERIFY AND IF CORRECT, ENTER ITEM LEVEL NOTE

Check Instructions:

Type: Soft

Skip Instructions: Suppress: Goto M06STORE

All others, go back to M06_COST

M06STORE

Field

BSECT20C.BLP_POPGRP8.M06STORE

Description: Where Purchased

Form Pane Label: Business

SAS Name: M06STORE

Tag Name: M06STORE

Inherited Universe:

Universe: PSCATM06 = 1

Universe Description:

Question Text: What is the name of the business where ^YOU_YRCU had this expense?

✦ Enter store, website, or company name

Fills: YOU_YRCU

Instructions: IF NUMHOUSE = 1 then fill "you"
ELSE fill "your household"

Type: String

Length: 45

Don't Know

Refuse

Empty

On Input

On Output

Array:

Special Instructions: IF uppercase entry contains ".COM" then set M06PURCH = 1
and "keep" and "Show"

Skip Instructions: IF uppercase entry does not contains ".COM" and is not a DK
or RF then goto M06PURCH

ELSEIF Ask_M[07] = 1 then goto PSCATM07

ELSEIF Ask_H[41] = 1 then goto PSCATH41

ELSEIF Ask_H[14] = 1 then goto PSCATH14

ELSEIF Ask_H[07] = 1 then goto PSCATH07

ELSEIF Ask_H[08] = 1 then goto PSCATH08

ELSE goto END_POPGRP8

Instrument SAS Name: M06STORE

Destination Data Set: POP8

M06PURCH

Field

BSECT20C.BLP_POPGRP8.M06PURCH

Description: Purchased Online or in person

Form Pane Label: Online

SAS Name: M06PURCH

Tag Name: M06PURCH

Inherited Universe:

Universe: M06STORE = RESPONSE and
(Uppercase entry in M06STORE does not contain ".COM")

Universe Description: Business name is not DK, RF or .COM

Question Text: Was this paid for -

Type: Enumerated

Length: 1

Answer List: Tonline

Value:	Mnemonic:	Description:
1	Online	Online?
2	InPerson	In person?
3	MailTel	By mail or telephone order?
4	Other	Other

- Don't Know
- Refuse
- Empty

- On Input
- On Output

Array:

Special Instructions: Answer list descriptions for options 1-3 should be bold black

Skip Instructions: 1,3,4,DK,RF: IF Ask_M[07] = 1 then goto PSCATM07
ELSEIF Ask_H[41] = 1 then goto PSCATH41
ELSEIF Ask_H[14] = 1 then goto PSCATH14
ELSEIF Ask_H[07] = 1 then goto PSCATH07
ELSEIF Ask_H[08] = 1 then goto PSCATH08

ELSE goto END_POPGRP8

2: Goto M06LOC

Instrument SAS Name: M06PURCH

Destination Data Set: POP8

M06LOC

Field

BSECT20C.BLP_POPGRP8.M06LOC

Description: Purchase location - City

Form Pane Label: Location - City

SAS Name: M06LOC

Tag Name: M06LOC

Inherited Universe:

Universe: M06PURCH = 2

Universe Description: Purchased in person

Question Text: In what city is ^M06STORE_Fill located?

Fills: M06STORE_Fill

Instructions: Fill entry in M06STORE

Type: String

Length: 45

- Don't Know
- Refuse
- Empty

- On Input
- On Output

Array:

Skip Instructions: Goto M06LOCST

Instrument SAS Name: M06LOC

Destination Data Set: POP8

Field

M06LOCST
BSECT20C.BLP_POPGRP8.M06LOCST

Description: Purchase location - State

Form Pane Label: State

SAS Name: M06LOCST

Tag Name: M06LOCST

Inherited Universe:

Universe: M06PURCH = 2

Universe Description:

Help Screen: H_DESTCODE

Question Text: ? [F1]

In what state is ^M06STORE_Fill located?

[Enter the two character state abbreviation](#)

Fills: M06STORE_Fill

Instructions: Fill entry in M06STORE

Type: String

Length: 2

- Don't Know
- Refuse
- Empty

- On Input
- On Output

Array:

Special Instructions: Use answer type TState - STRING[2], display width 4

Skip Instructions: IF entry is not a valid state abbreviation then
goto CK_M06LOCST

ELSEIF Ask_M[07] = 1 then goto PSCATM07
ELSEIF Ask_H[41] = 1 then goto PSCATH41
ELSEIF Ask_H[14] = 1 then goto PSCATH14

```
ELSEIF Ask_H[07] = 1 then goto PSCATH07  
ELSEIF Ask_H[08] = 1 then goto PSCATH08  
ELSE goto END_POPGRP8
```

Instrument SAS Name: M06LOCST

Destination Data Set: POP8

Check

CK_M06LOCST
BSECT20C.BLP_POPGRP8.CK_M06LOCST

Description: Not a valid state abbreviation

Inherited Universe:

Universe: (Entry in M06LOCST is not a valid state abbreviation) AND M06LOCST <> DK AND M06LOCST <> RF

Universe Description: State abbreviation entered is not valid

Text: * [Not a valid state abbreviation](#)

Check Instructions:

Type: Hard

Skip Instructions: Go back to M06LOCST

PSCATM07

Field

BSECT20C.BLP_POPGRP8.PSCATM07

Description: Had any expenses for medical services?

Form Pane Label: Medical Services

SAS Name: PSCATM07

Tag Name: PSCATM07

Inherited Universe:

Universe: Ask_M[07] = yes

Universe Description: Services by medical professionals other than physicians or hearing aids not selected in 14A

Question Text: ^PSCATM07Intro_Fill have ^YOU_ANYONE had any expenses for services by medical professionals excluding physicians, dentists, and ophthalmologists or opticians?

Fills: PSCATM07Intro_Fill

Instructions: IF IF PSCATH16 = EMPTY AND PSCATH10 = EMPTY AND PSCATH15 = EMPTY AND PSCATM04 = EMPTY AND PSCATM05 = EMPTY AND PSCATM06 = EMPTY then fill "Now, please think about the last 12 months, since the first of ^TwelveMonthsAgo" ELSE fill "In the last 12 MONTHS,"

Fills: TwelveMonthsAgo

Instructions: IF CUR_MONTHNUM = 01 then fill "December YEAR minus 2 years"
IF CUR_MONTHNUM = 02 then fill "January YEAR minus 1 year"
IF CUR_MONTHNUM = 03 then fill "February YEAR minus 1 year"
ELSEIF CUR_MONTHNUM = 04 then fill "March YEAR minus 1 year"
ELSEIF CUR_MONTHNUM = 05 then fill "April YEAR minus 1 year"
ELSEIF CUR_MONTHNUM = 06 then fill "May YEAR minus 1 year"
ELSEIF CUR_MONTHNUM = 07 then fill "June YEAR minus 1 year"
ELSEIF CUR_MONTHNUM = 08 then fill "July YEAR minus 1 year"
ELSEIF CUR_MONTHNUM = 09 then fill "August YEAR minus 1 year"
ELSEIF CUR_MONTHNUM = 10 then fill "September YEAR minus 1 year"
ELSEIF CUR_MONTHNUM = 11 then fill "October YEAR minus 1 year"
ELSEIF CUR_MONTHNUM = 12 then fill "November YEAR minus 1 year"

Fills: YOU_ANYONE

Instructions: IF NUMHOUSE = 1 then fill "you"
ELSE fill "you or anyone in your household"

Type: Enumerated
Length: 1

Answer List: TYesNo

Value:	Mnemonic:	Description:
1	Yes	Yes
2	No	No

- Don't Know
- Refuse
- Empty

- On Input
- On Output

Array:

Skip Instructions: 1: Goto M07_COST

```
2,DK,RF: IF Ask_H[41] = 1 then goto PSCATH41
          ELSEIF Ask_H[14] = 1 then goto PSCATH14
          ELSEIF Ask_H[07] = 1 then goto PSCATH07
          ELSEIF Ask_H[08] = 1 then goto PSCATH08
          ELSE goto END_POPGRP8
```

Instrument SAS Name: PSCATM07

Destination Data Set: POP8

M07_COST

Field

BSECT20C.BLP_POPGRP8.M07_COST

Description: Purchase price

Form Pane Label: Cost

SAS Name: M07_COST

Tag Name: M07_COST

Inherited Universe:

Universe: PSCATM07 = 1

Universe Description: HH did pay for services by medical professionals in the last 12 months

Question Text: In the last 12 MONTHS, how much was ^YR_YRCUS last expense for services by medical professionals excluding physicians, dentists, ophthalmologists or opticians?

Fills: YR_YRCUS

Instructions: IF NUMHOUSE = 1 then fill "your"
ELSE fill "your household's"

Type: Integer

Length: 7

Min: 1

Max: 999999

Don't Know

Refuse

Empty

On Input

On Output

Array:

Special Instructions: Display a \$ and comma in the entry field

Skip Instructions: IF ENTRY lt 5 or gt 800 then goto ERR1_M07COST

ELSE goto M07STORE

Instrument SAS Name: M07_COST

Destination Data Set: POP8

ERR1_M07COST

Check

BSECT20C.BLP_POPGRP8.ERR1_M07COST

Description: Out of Range Check

Inherited Universe:

Universe: (M07_COST lt 5 or M07_COST gt 800) AND M07_COST <> DK AND M07_COST <>
RF

Universe Description:

Text: THE VALUE ENTERED IS UNUSUALLY HIGH OR LOW

PLEASE VERIFY AND IF CORRECT, ENTER ITEM LEVEL NOTE

Check Instructions:

Type: Soft

Skip Instructions: Suppress: Goto M07STORE

All others, go back to M07_COST

Field

M07STORE
BSECT20C.BLP_POPGRP8.M07STORE

Description: Where Purchased

Form Pane Label: Business

SAS Name: M07STORE

Tag Name: M07STORE

Inherited Universe:

Universe: PSCATM07 = 1

Universe Description:

Question Text: What is the name of the business where ^YOU_YRCU had this expense?

✦ Enter store, website, or company name

Fills: YOU_YRCU

Instructions: IF NUMHOUSE = 1 then fill "you"
ELSE fill "your household"

Type: String

Length: 45

Don't Know

Refuse

Empty

On Input

On Output

Array:

Special Instructions: IF uppercase entry contains ".COM" then set M07PURCH = 1
and "keep" and "Show"

Skip Instructions: IF uppercase entry does not contains ".COM" and is not a DK
or RF then goto M07PURCH

ELSEIF Ask_H[41] = 1 then goto PSCATH41

ELSEIF Ask_H[14] = 1 then goto PSCATH14

ELSEIF Ask_H[07] = 1 then goto PSCATH07

ELSEIF Ask_H[08] = 1 then goto PSCATH08

ELSE goto END_POPGRP8

Instrument SAS Name: M07STORE

Destination Data Set: POP8

Field

M07PURCH
BSECT20C.BLP_POPGRP8.M07PURCH

Description: Purchased Online or in person

Form Pane Label: Online

SAS Name: M07PURCH

Tag Name: M07PURCH

Inherited Universe:

Universe: M07STORE = RESPONSE and
(Uppercase entry in M07STORE does not contain ".COM")

Universe Description: Business name is not DK, RF or .COM

Question Text: Was this paid for -

Type: Enumerated

Length: 1

Answer List: Tonline

Value:	Mnemonic:	Description:
1	Online	Online?
2	InPerson	In person?
3	MailTel	By mail or telephone order?
4	Other	Other

- Don't Know
- Refuse
- Empty

- On Input
- On Output

Array:

Special Instructions: Answer list descriptions for options 1-3 should be bold black

Skip Instructions: 1,3,4,DK,RF: IF Ask_H[41] = 1 then goto PSCATH41
ELSEIF Ask_H[14] = 1 then goto PSCATH14
ELSEIF Ask_H[07] = 1 then goto PSCATH07
ELSEIF Ask_H[08] = 1 then goto PSCATH08
ELSE goto END_POPGRP8

2: Goto M07LOC

Instrument SAS Name: M07PURCH

Destination Data Set: POP8

Field

M07LOC
BSECT20C.BLP_POPGRP8.M07LOC

Description: Purchase location - City

Form Pane Label: Location - City

SAS Name: M07LOC

Tag Name: M07LOC

Inherited Universe:

Universe: M07PURCH = 2

Universe Description: Purchased in person

Question Text: In what city is ^M07STORE_Fill located?

Fills: M07STORE_Fill

Instructions: Fill entry in M07STORE

Type: String

Length: 45

Don't Know
 Refuse
 Empty

On Input
 On Output

Array:

Skip Instructions: Goto M07LOCST

Instrument SAS Name: M07LOC

Destination Data Set: POP8

M07LOCST

Field

BSECT20C.BLP_POPGRP8.M07LOCST

Description: Purchase location - State

Form Pane Label: State

SAS Name: M07LOCST

Tag Name: M07LOCST

Inherited Universe:

Universe: M07PURCH = 2

Universe Description:

Help Screen: H_DESTCODE

Question Text: ? [F1]

In what state is ^M07STORE_Fill located?

[Enter the two character state abbreviation](#)

Fills: M07STORE_Fill

Instructions: Fill entry in M07STORE

Type: String

Length: 2

- Don't Know
- Refuse
- Empty

- On Input
- On Output

Array:

Special Instructions: Use answer type TState - STRING[2], display width 4

Skip Instructions: IF entry is not a valid state abbreviation then
goto CK_M07LOCST

```
ELSEIF Ask_H[41] = 1 then goto PSCATH41
ELSEIF Ask_H[14] = 1 then goto PSCATH14
ELSEIF Ask_H[07] = 1 then goto PSCATH07
```

```
ELSEIF Ask_H[08] = 1 then goto PSCATH08  
ELSE goto END_POPGRP8
```

Instrument SAS Name: M07LOCST

Destination Data Set: POP8

CK_M07LOCST

Check

BSECT20C.BLP_POPGRP8.CK_M07LOCST

Description: Not a valid state abbreviation

Inherited Universe:

Universe: (Entry in M07LOCST is not a valid state abbreviation) AND M07LOCST <> DK AND M07LOCST <> RF

Universe Description: State abbreviation entered is not valid

Text: * [Not a valid state abbreviation](#)

Check Instructions:

Type: Hard

Skip Instructions: Go back to M07LOCST

Field

PSCATH41

BSECT20C.BLP_POPGRP8.PSCATH41

Description: Purchased any living room, dining room, or kitchen furniture in last 2 years

Form Pane Label: HH Furniture

SAS Name: PSCATH41

Tag Name: PSCATH41

Inherited Universe:

Universe: Ask_H[41] = yes

Universe Description: Household furniture, slipcovers, decorative pillows or cushions not selected in section 8A

Question Text: Now, please think about the last TWO YEARS, since the first of ^TwoYearsAgo, have ^YOU_ANYONE purchased any living room, dining room, or kitchen furniture?

Fills: TwoYearsAgo

Instructions: IF CUR_MONTHNUM = 01 then fill "December YEAR minus 3 years"
IF CUR_MONTHNUM = 02 then fill "January YEAR minus 2 years"
IF CUR_MONTHNUM = 03 then fill "February YEAR minus 2 years"
ELSEIF CUR_MONTHNUM = 04 then fill "March YEAR minus 2 years"
ELSEIF CUR_MONTHNUM = 05 then fill "April YEAR minus 2 years"
ELSEIF CUR_MONTHNUM = 06 then fill "May YEAR minus 2 years"
ELSEIF CUR_MONTHNUM = 07 then fill "June YEAR minus 2 years"
ELSEIF CUR_MONTHNUM = 08 then fill "July YEAR minus 2 years"
ELSEIF CUR_MONTHNUM = 09 then fill "August YEAR minus 2 years"
ELSEIF CUR_MONTHNUM = 10 then fill "September YEAR minus 2 years"
ELSEIF CUR_MONTHNUM = 11 then fill "October YEAR minus 2 years"
ELSEIF CUR_MONTHNUM = 12 then fill "November YEAR minus 2 years"

Fills: YOU_ANYONE

Instructions: IF NUMHOUSE = 1 then fill "you"
ELSE fill "you or anyone in your household"

Type: Enumerated

Length: 1

Answer List: TYesNo

Value:	Mnemonic:	Description:
1	Yes	Yes

2	No	No
---	----	----

- Don't Know
- Refuse
- Empty

- On Input
- On Output

Array:

Skip Instructions: 1: Goto H41_COST

```
2,DK,RF: IF Ask_H[14] = 1 then goto PSCATH14  
        ELSEIF Ask_H[07] = 1 then goto PSCATH07  
        ELSEIF Ask_H[08] = 1 then goto PSCATH08  
        ELSE goto END_POPGRP8
```

Instrument SAS Name: PSCATH41

Destination Data Set: POP8

Field

H41_COST
BSECT20C.BLP_POPGRP8.H41_COST

Description: Purchase price

Form Pane Label: Cost

SAS Name: H41_COST

Tag Name: H41_COST

Inherited Universe:

Universe: PSCATH41 = 1

Universe Description: HH did purchase household furniture

Question Text: In the last TWO YEARS, how much did ^YOU_YRCU spend on your last purchase of living room, dining room, or kitchen furniture?

Fills: YOU_YRCU

Instructions: IF NUMHOUSE = 1 then fill "you"
ELSE fill "your household"

Type: Integer

Length: 7

Min: 1

Max: 999999

Don't Know

Refuse

Empty

On Input

On Output

Array:

Special Instructions: Display a \$ and comma in the entry field

Skip Instructions: IF ENTRY lt 5 or gt 7000 then goto ERR1_H41COST

ELSE goto H41STORE

Instrument SAS Name: H41_COST

Destination Data Set: POP8

ERR1_H41COST

Check

BSECT20C.BLP_POPGRP8.ERR1_H41COST

Description: Out of Range Check

Inherited Universe:

Universe: (H41_COST lt 5 or H41_COST gt 7000) AND H41_COST <> DK AND H41_COST <>
RF

Universe Description:

Text: THE VALUE ENTERED IS UNUSUALLY HIGH OR LOW

PLEASE VERIFY AND IF CORRECT, ENTER ITEM LEVEL NOTE

Check Instructions:

Type: Soft

Skip Instructions: Suppress: Goto H41STORE

All others, go back to H41_COST

Field

H41STORE
BSECT20C.BLP_POPGRP8.H41STORE

Description: Where Purchased

Form Pane Label: Business

SAS Name: H41STORE

Tag Name: H41STORE

Inherited Universe:

Universe: PSCATH41 = 1

Universe Description: HH did purchase household furniture, slipcovers, decorative pillows or cushions in the last 2 years

Question Text: What is the name of the business where this was last purchased?

✦ [Enter store, website, or company name](#)

Type: String

Length: 45

- Don't Know
- Refuse
- Empty

- On Input
- On Output

Array:

Special Instructions: IF uppercase entry contains ".COM" then set H41PURCH = 1 and "keep" and "Show"

Skip Instructions: IF uppercase entry does not contains ".COM" and is not a DK or RF then goto H41PURCH

ELSEIF Ask_H[14] = 1 then goto PSCATH14
ELSEIF Ask_H[07] = 1 then goto PSCATH07
ELSEIF Ask_H[08] = 1 then goto PSCATH08
ELSE goto END_POPGRP8

Instrument SAS Name: H41STORE

Destination Data Set: POP8

H41PURCH

Field

BSECT20C.BLP_POPGRP8.H41PURCH

Description: Purchased Online or in person

Form Pane Label: Online

SAS Name: H41PURCH

Tag Name: H41PURCH

Inherited Universe:

Universe: H41STORE = RESPONSE and
(Uppercase entry in H41STORE does not contain ".COM")

Universe Description: Business name is not DK, RF or .COM

Question Text: Was this paid for -

Type: Enumerated

Length: 1

Answer List: Tonline

Value:	Mnemonic:	Description:
1	Online	Online?
2	InPerson	In person?
3	MailTel	By mail or telephone order?
4	Other	Other

- Don't Know
- Refuse
- Empty

- On Input
- On Output

Array:

Special Instructions: Answer list descriptions for options 1-3 should be bold black

Skip Instructions: 1,3,4,DK,RF: IF Ask_H[14] = 1 then goto PSCATH14
ELSEIF Ask_H[07] = 1 then goto PSCATH07
ELSEIF Ask_H[08] = 1 then goto PSCATH08
ELSE goto END_POPGRP8

2: Goto H41LOC

Instrument SAS Name: H41PURCH

Destination Data Set: POP8

H41LOC

Field

BSECT20C.BLP_POPGRP8.H41LOC

Description: Purchase location - City

Form Pane Label: Location - City

SAS Name: H41LOC

Tag Name: H41LOC

Inherited Universe:

Universe: H41PURCH = 2

Universe Description: Purchased in person

Question Text: In what city is ^H41STORE_Fill located?

Fills: H41STORE_Fill

Instructions: Fill entry in H41STORE

Type: String

Length: 45

- Don't Know
- Refuse
- Empty

- On Input
- On Output

Array:

Skip Instructions: Goto H41LOCST

Instrument SAS Name: H41LOC

Destination Data Set: POP8

Field

H41LOCST
BSECT20C.BLP_POPGRP8.H41LOCST

Description: Purchase location - State

Form Pane Label: State

SAS Name: H41LOCST

Tag Name: H41LOCST

Inherited Universe:

Universe: H41PURCH = 2

Universe Description:

Help Screen: H_DESTCODE

Question Text: ? [F1]

In what state is ^H41STORE_Fill located?

[Enter the two character state abbreviation](#)

Fills: H41STORE_Fill

Instructions: Fill entry in H41STORE

Type: String

Length: 2

- Don't Know
- Refuse
- Empty

- On Input
- On Output

Array:

Special Instructions: Use answer type TState - STRING[2], display width 4

Skip Instructions: IF entry is not a valid state abbreviation then
goto CK_H41LOCST

ELSEIF Ask_H[14] = 1 then goto PSCATH14
ELSEIF Ask_H[07] = 1 then goto PSCATH07
ELSEIF Ask_H[08] = 1 then goto PSCATH08

ELSE goto END_POPGRP8

Instrument SAS Name: H41LOCST

Destination Data Set: POP8

Check

CK_H41LOCST
BSECT20C.BLP_POPGRP8.CK_H41LOCST

Description: Not a valid state abbreviation

Inherited Universe:

Universe: (Entry in H41LOCST is not a valid state abbreviation) AND H41LOCST <> DK AND H41LOCST <> RF

Universe Description: State abbreviation entered is not valid

Text: * [Not a valid state abbreviation](#)

Check Instructions:

Type: Hard

Skip Instructions: Go back to H41LOCST

PSCATH14

Field

BSECT20C.BLP_POPGRP8.PSCATH14

Description: Purchased any infantsâ€™™ furniture in last 2 years

Form Pane Label: Infants' Furniture

SAS Name: PSCATH14

Tag Name: PSCATH14

Inherited Universe:

Universe: Ask_H[14] = yes

Universe Description: Infants' furniture not selected in section 8A

Question Text: ^PSCATH14Intro_Fill have ^YOU_ANYONE purchased any infants' furniture?

Fills: PSCATH14Intro_Fill

Instructions: IF PSCATH41 = EMPTY then fill "Now, please think about the last TWO YEARS, since the first of ^TwoYearsAgo"
ELSE fill "In the last TWO YEARS,"

Fills: TwoYearsAgo

Instructions: IF CUR_MONTHNUM = 01 then fill "December YEAR minus 3 years"
IF CUR_MONTHNUM = 02 then fill "January YEAR minus 2 years"
IF CUR_MONTHNUM = 03 then fill "February YEAR minus 2 years"
ELSEIF CUR_MONTHNUM = 04 then fill "March YEAR minus 2 years"
ELSEIF CUR_MONTHNUM = 05 then fill "April YEAR minus 2 years"
ELSEIF CUR_MONTHNUM = 06 then fill "May YEAR minus 2 years"
ELSEIF CUR_MONTHNUM = 07 then fill "June YEAR minus 2 years"
ELSEIF CUR_MONTHNUM = 08 then fill "July YEAR minus 2 years"
ELSEIF CUR_MONTHNUM = 09 then fill "August YEAR minus 2 years"
ELSEIF CUR_MONTHNUM = 10 then fill "September YEAR minus 2 years"
ELSEIF CUR_MONTHNUM = 11 then fill "October YEAR minus 2 years"
ELSEIF CUR_MONTHNUM = 12 then fill "November YEAR minus 2 years"

Fills: YOU_ANYONE

Instructions: IF NUMHOUSE = 1 then fill "you"
ELSE fill "you or anyone in your household"

Type: Enumerated

Length: 1

Answer List: TYesNo

Value:	Mnemonic:	Description:
1	Yes	Yes
2	No	No

- Don't Know
- Refuse
- Empty

- On Input
- On Output

Array:

Skip Instructions: 1: Goto H14_COST

2,DK,RF: IF Ask_H[07] = 1 then goto PSCATH07
ELSEIF Ask_H[08] = 1 then goto PSCATH08
ELSE goto END_POPGRP8

Instrument SAS Name: PSCATH14

Destination Data Set: POP8

H14_COST

Field

BSECT20C.BLP_POPGRP8.H14_COST

Description: Purchase price

Form Pane Label: Cost

SAS Name: H14_COST

Tag Name: H14_COST

Inherited Universe:

Universe: PSCATH14 = 1

Universe Description: HH did purchase infants' furniture in the last 2 years

Question Text: In the last TWO YEARS, how much did ^YOU_YRCU spend on your last purchase of infants' furniture?

Fills: YOU_YRCU

Instructions: IF NUMHOUSE = 1 then fill "you"
ELSE fill "your household"

Type: Integer

Length: 7

Min: 1

Max: 999999

Don't Know

Refuse

Empty

On Input

On Output

Array:

Special Instructions: Display a \$ and comma in the entry field

Skip Instructions: IF ENTRY lt 10 or gt 1065 then goto ERR1_H14COST

ELSE goto H14STORE

Instrument SAS Name: H14_COST

Destination Data Set: POP8

Check

ERR1_H14COST
BSECT20C.BLP_POPGRP8.ERR1_H14COST

Description: Out of Range Check

Inherited Universe:

Universe: (H14_COST lt 10 or H14_COST gt 1065) AND H14_COST <> DK AND H14_COST <> RF

Universe Description:

Text: THE VALUE ENTERED IS UNUSUALLY HIGH OR LOW

PLEASE VERIFY AND IF CORRECT, ENTER ITEM LEVEL NOTE

Check Instructions:

Type: Soft

Skip Instructions: Suppress: Goto H14STORE

All others, go back to H14_COST

H14STORE

Field

BSECT20C.BLP_POPGRP8.H14STORE

Description: Where Purchased

Form Pane Label: Business

SAS Name: H14STORE

Tag Name: H14STORE

Inherited Universe:

Universe: PSCATH14 = 1

Universe Description: HH did purchase infants' furniture in the last 2 years

Question Text: What is the name of the business where this was last purchased?

✦ Enter store, website, or company name

Type: String

Length: 45

Don't Know

Refuse

Empty

On Input

On Output

Array:

Special Instructions: IF uppercase entry contains ".COM" then set H14PURCH = 1
and "keep" and "Show"

Skip Instructions: IF uppercase entry does not contains ".COM" and is not a DK
or RF then goto H14PURCH

ELSEIF Ask_H[07] = 1 then goto PSCATH07

ELSEIF Ask_H[08] = 1 then goto PSCATH08

ELSE goto END_POPGRP8

Instrument SAS Name: H14STORE

Destination Data Set: POP8

Field

H14PURCH
BSECT20C.BLP_POPGRP8.H14PURCH

Description: Purchased Online or in person

Form Pane Label: Online

SAS Name: H14PURCH

Tag Name: H14PURCH

Inherited Universe:

Universe: H14STORE = RESPONSE and
(Uppercase entry in H14STORE does not contain ".COM")

Universe Description: Business name is not DK, RF or .COM

Question Text: Was this paid for -

Type: Enumerated

Length: 1

Answer List: Tonline

Value:	Mnemonic:	Description:
1	Online	Online?
2	InPerson	In person?
3	MailTel	By mail or telephone order?
4	Other	Other

- Don't Know
- Refuse
- Empty

- On Input
- On Output

Array:

Special Instructions: Answer list descriptions for options 1-3 should be bold black

Skip Instructions: 1,3,4,DK,RF: IF Ask_H[07] = 1 then goto PSCATH07
ELSEIF Ask_H[08] = 1 then goto PSCATH08
ELSE goto END_POPGRP8

2: Goto H14LOC

Instrument SAS Name: H14PURCH

Destination Data Set: POP8

Field

H14LOC
BSECT20C.BLP_POPGRP8.H14LOC

Description: Purchase location - City

Form Pane Label: Location - City

SAS Name: H14LOC

Tag Name: H14LOC

Inherited Universe:

Universe: H14PURCH = 2

Universe Description: Purchased in person

Question Text: In what city is ^H14STORE_Fill located?

Fills: H14STORE_Fill

Instructions: Fill entry in H14STORE

Type: String

Length: 45

- Don't Know
- Refuse
- Empty

- On Input
- On Output

Array:

Skip Instructions: Goto H14LOCST

Instrument SAS Name: H14LOC

Destination Data Set: POP8

H14LOCST

Field

BSECT20C.BLP_POPGRP8.H14LOCST

Description: Purchase location - State

Form Pane Label: State

SAS Name: H14LOCST

Tag Name: H14LOCST

Inherited Universe:

Universe: H14PURCH = 2

Universe Description:

Help Screen: H_DESTCODE

Question Text: ? [F1]

In what state is ^H14STORE_Fill located?

[Enter the two character state abbreviation](#)

Fills: H14STORE_Fill

Instructions: Fill entry in H14STORE

Type: String

Length: 2

- Don't Know
- Refuse
- Empty

- On Input
- On Output

Array:

Special Instructions: Use answer type TState - STRING[2], display width 4

Skip Instructions: IF entry is not a valid state abbreviation then
goto CK_H14LOCST

```
ELSEIF Ask_H[07] = 1 then goto PSCATH07  
ELSEIF Ask_H[08] = 1 then goto PSCATH08  
ELSE goto END_POPGRP8
```

Instrument SAS Name: H14LOCST

Destination Data Set: POP8

CK_H14LOCST

Check

BSECT20C.BLP_POPGRP8.CK_H14LOCST

Description: Not a valid state abbreviation

Inherited Universe:

Universe: (Entry in H14LOCST is not a valid state abbreviation) AND H14LOCST <> DK AND H14LOCST <> RF

Universe Description: State abbreviation entered is not valid

Text: * [Not a valid state abbreviation](#)

Check Instructions:

Type: Hard

Skip Instructions: Go back to H14LOCST

Field

PSCATH07
BSECT20C.BLP_POPGRP8.PSCATH07

Description: Purchased any flooring coverings in last 2 years

Form Pane Label: Flooring Covering

SAS Name: PSCATH07

Tag Name: PSCATH07

Inherited Universe:

Universe: Ask_H[07] = yes

Universe Description: Flooring, rugs or carpet squares not selected in section 5 and 8A

Question Text: ^PSCATH07Intro_Fill have ^YOU_ANYONE purchased any flooring coverings, such as hard surface tiling, carpets, or scatter rugs?

Fills: PSCATH07Intro_Fill

Instructions: IF PSCATH41 = EMPTY AND PSCATH14 = EMPTY then fill "Now, please think about the last TWO YEARS, since the first of ^TwoYearsAgo"
ELSE fill "In the last TWO YEARS,"

Fills: TwoYearsAgo

Instructions: IF CUR_MONTHNUM = 01 then fill "December YEAR minus 3 years"
IF CUR_MONTHNUM = 02 then fill "January YEAR minus 2 years"
IF CUR_MONTHNUM = 03 then fill "February YEAR minus 2 years"
ELSEIF CUR_MONTHNUM = 04 then fill "March YEAR minus 2 years"
ELSEIF CUR_MONTHNUM = 05 then fill "April YEAR minus 2 years"
ELSEIF CUR_MONTHNUM = 06 then fill "May YEAR minus 2 years"
ELSEIF CUR_MONTHNUM = 07 then fill "June YEAR minus 2 years"
ELSEIF CUR_MONTHNUM = 08 then fill "July YEAR minus 2 years"
ELSEIF CUR_MONTHNUM = 09 then fill "August YEAR minus 2 years"
ELSEIF CUR_MONTHNUM = 10 then fill "September YEAR minus 2 years"
ELSEIF CUR_MONTHNUM = 11 then fill "October YEAR minus 2 years"
ELSEIF CUR_MONTHNUM = 12 then fill "November YEAR minus 2 years"

Fills: YOU_ANYONE

Instructions: IF NUMHOUSE = 1 then fill "you"
ELSE fill "you or anyone in your household"

Type: Enumerated

Length: 1

Answer List: TYesNo

Value:	Mnemonic:	Description:
1	Yes	Yes
2	No	No

- Don't Know
- Refuse
- Empty

- On Input
- On Output

Array:

Skip Instructions: 1: Goto H07_COST

2,DK,RF: IF Ask_H[08] = 1 then goto PSCATH08
ELSE goto END_POPGRP8

Instrument SAS Name: PSCATH07

Destination Data Set: POP8

Field

H07_COST

BSECT20C.BLP_POPGRP8.H07_COST

Description: Purchase price

Form Pane Label: Cost

SAS Name: H07_COST

Tag Name: H07_COST

Inherited Universe:

Universe: PSCATH07 = 1

Universe Description: HH did purchase flooring, rugs or carpet squares in the last 2 years

Question Text: In the last TWO YEARS, how much did ^YOU_YRCU spend on your last purchase of flooring coverings, such as hard surface tiling, carpets, or scatter rugs?

Fills: YOU_YRCU

Instructions: IF NUMHOUSE = 1 then fill "you"
ELSE fill "your household"

Type: Integer

Length: 7

Min: 1

Max: 999999

Don't Know

Refuse

Empty

On Input

On Output

Array:

Special Instructions: Display a \$ and comma in the entry field

Skip Instructions: IF ENTRY lt 5 or gt 1100 then goto ERR1_H07COST

ELSE goto H07STORE

Instrument SAS Name: H07_COST

Destination Data Set: POP8

Check

ERR1_H07COST
BSECT20C.BLP_POPGRP8.ERR1_H07COST

Description: Out of Range Check

Inherited Universe:

Universe: (H07_COST lt 5 or H07_COST gt 1100) AND H07_COST <> DK AND H07_COST <>
RF

Universe Description:

Text: THE VALUE ENTERED IS UNUSUALLY HIGH OR LOW

PLEASE VERIFY AND IF CORRECT, ENTER ITEM LEVEL NOTE

Check Instructions:

Type: Soft

Skip Instructions: Suppress: Goto H07STORE

All others, go back to H07_COST

H07STORE

Field

BSECT20C.BLP_POPGRP8.H07STORE

Description: Where Purchased

Form Pane Label: Business

SAS Name: H07STORE

Tag Name: H07STORE

Inherited Universe:

Universe: PSCATH07 = 1

Universe Description: HH did purchase flooring, rugs or carpet squares in the last 2 years

Question Text: What is the name of the business where this was last purchased?

✦ Enter store, website, or company name

Type: String

Length: 45

Don't Know

Refuse

Empty

On Input

On Output

Array:

Special Instructions: IF uppercase entry contains ".COM" then set H07PURCH = 1
and "keep" and "Show"

Skip Instructions: IF uppercase entry does not contains ".COM" and is not a DK
or RF then goto H07PURCH

ELSEIF Ask_H[08] = 1 then goto PSCATH08

ELSE goto END_POPGRP8

Instrument SAS Name: H07STORE

Destination Data Set: POP8

Field

H07PURCH
BSECT20C.BLP_POPGRP8.H07PURCH

Description: Purchased Online or in person

Form Pane Label: Online

SAS Name: H07PURCH

Tag Name: H07PURCH

Inherited Universe:

Universe: H07STORE = RESPONSE and
(Uppercase entry in H07STORE does not contain ".COM")

Universe Description: Business name is not DK, RF or .COM

Question Text: Was this paid for -

Type: Enumerated

Length: 1

Answer List: Tonline

Value:	Mnemonic:	Description:
1	Online	Online?
2	InPerson	In person?
3	MailTel	By mail or telephone order?
4	Other	Other

- Don't Know
- Refuse
- Empty

- On Input
- On Output

Array:

Special Instructions: Answer list descriptions for options 1-3 should be bold black

Skip Instructions: 1,3,4,DK,RF: IF Ask_H[08] = 1 then goto PSCATH08
ELSE goto END_POPGRP8

2: Goto H07LOC

Instrument SAS Name: H07PURCH

Destination Data Set: POP8

Field

H07LOC
BSECT20C.BLP_POPGRP8.H07LOC

Description: Purchase location - City

Form Pane Label: Location - City

SAS Name: H07LOC

Tag Name: H07LOC

Inherited Universe:

Universe: H07PURCH = 2

Universe Description: Purchased in person

Question Text: In what city is ^H07STORE_Fill located?

Fills: H07STORE_Fill

Instructions: Fill entry in H07STORE

Type: String

Length: 45

Don't Know
 Refuse
 Empty

On Input
 On Output

Array:

Skip Instructions: Goto H07LOCST

Instrument SAS Name: H07LOC

Destination Data Set: POP8

H07LOCST

Field

BSECT20C.BLP_POPGRP8.H07LOCST

Description: Purchase location - State

Form Pane Label: State

SAS Name: H07LOCST

Tag Name: H07LOCST

Inherited Universe:

Universe: H07PURCH = 2

Universe Description:

Help Screen: H_DESTCODE

Question Text: ? [F1]

In what state is ^H07STORE_Fill located?

[Enter the two character state abbreviation](#)

Fills: H07STORE_Fill

Instructions: Fill entry in H07STORE

Type: String

Length: 2

- Don't Know
- Refuse
- Empty

- On Input
- On Output

Array:

Special Instructions: Use answer type TState - STRING[2], display width 4

Skip Instructions: IF entry is not a valid state abbreviation then
goto CK_H07LOCST

ELSEIF Ask_H[08] = 1 then goto PSCATH08
ELSE goto END_POPGRP8

Instrument SAS Name: H07LOCST

Destination Data Set: POP8

CK_H07LOCST

Check

BSECT20C.BLP_POPGRP8.CK_H07LOCST

Description: Not a valid state abbreviation

Inherited Universe:

Universe: (Entry in H07LOCST is not a valid state abbreviation) AND H07LOCST <> DK AND H07LOCST <> RF

Universe Description: State abbreviation entered is not valid

Text: * [Not a valid state abbreviation](#)

Check Instructions:

Type: Hard

Skip Instructions: Go back to H07LOCST

Field

PSCATH08
BSECT20C.BLP_POPGRP8.PSCATH08

Description: Purchased any window coverings in last 2 years

Form Pane Label: Curtains

SAS Name: PSCATH08

Tag Name: PSCATH08

Inherited Universe:

Universe: Ask_H[08] = yes

Universe Description: Curtains or blinds not selected in section 8A

Question Text: ^PSCATH08Intro_Fill have ^YOU_ANYONE purchased any window coverings, such as curtains, drapes, or blinds?

Fills: PSCATH08Intro_Fill

Instructions: IF PSCATH41 = EMPTY AND PSCATH14 = EMPTY AND PSCATH07 = EMPTY then fill "Now, please think about the last two years, since the first of ^TwoYearsAgo"
ELSE fill "In the last TWO YEARS,"

Fills: TwoYearsAgo

Instructions: IF CUR_MONTHNUM = 01 then fill "December YEAR minus 3 years"
IF CUR_MONTHNUM = 02 then fill "January YEAR minus 2 years"
IF CUR_MONTHNUM = 03 then fill "February YEAR minus 2 years"
ELSEIF CUR_MONTHNUM = 04 then fill "March YEAR minus 2 years"
ELSEIF CUR_MONTHNUM = 05 then fill "April YEAR minus 2 years"
ELSEIF CUR_MONTHNUM = 06 then fill "May YEAR minus 2 years"
ELSEIF CUR_MONTHNUM = 07 then fill "June YEAR minus 2 years"
ELSEIF CUR_MONTHNUM = 08 then fill "July YEAR minus 2 years"
ELSEIF CUR_MONTHNUM = 09 then fill "August YEAR minus 2 years"
ELSEIF CUR_MONTHNUM = 10 then fill "September YEAR minus 2 years"
ELSEIF CUR_MONTHNUM = 11 then fill "October YEAR minus 2 years"
ELSEIF CUR_MONTHNUM = 12 then fill "November YEAR minus 2 years"

Fills: YOU_ANYONE

Instructions: IF NUMHOUSE = 1 then fill "you"
ELSE fill "you or anyone in your household"

Type: Enumerated

Length: 1

Answer List: TYesNo

Value:	Mnemonic:	Description:
1	Yes	Yes
2	No	No

- Don't Know
- Refuse
- Empty

- On Input
- On Output

Array:

Skip Instructions: 1: Goto H08_COST

2,DK,RF: Goto END_POPGRP8

Instrument SAS Name: PSCATH08

Destination Data Set: POP8

Field

H08_COST
BSECT20C.BLP_POPGRP8.H08_COST

Description: Purchase price

Form Pane Label: Cost

SAS Name: H08_COST

Tag Name: H08_COST

Inherited Universe:

Universe: PSCATH08 = 1

Universe Description: HH did purchase window coverings in the last 2 years

Question Text: In the last TWO YEARS, how much did ^YOU_YRCU spend on your last purchase of window coverings, such as curtains, drapes, or blinds?

Fills: YOU_YRCU

Instructions: IF NUMHOUSE = 1 then fill "you"
ELSE fill "your household"

Type: Integer

Length: 7

Min: 1

Max: 999999

Don't Know

Refuse

Empty

On Input

On Output

Array:

Special Instructions: Display a \$ and comma in the entry field

Skip Instructions: IF ENTRY lt 5 or gt 1650 then goto ERR1_H08COST

ELSE goto H08STORE

Instrument SAS Name: H08_COST

Destination Data Set: POP8

ERR1_H08COST

Check

BSECT20C.BLP_POPGRP8.ERR1_H08COST

Description: Out of Range Check

Inherited Universe:

Universe: (H08_COST lt 5 or H08_COST gt 1650) AND H08_COST <> DK AND H08_COST <>
RF

Universe Description:

Text: THE VALUE ENTERED IS UNUSUALLY HIGH OR LOW

PLEASE VERIFY AND IF CORRECT, ENTER ITEM LEVEL NOTE

Check Instructions:

Type: Soft

Skip Instructions: Suppress: Goto H08STORE

All others, go back to H08_COST

Field

H08STORE
BSECT20C.BLP_POPGRP8.H08STORE

Description: Where Purchased

Form Pane Label: Business

SAS Name: H08STORE

Tag Name: H08STORE

Inherited Universe:

Universe: PSCATH08 = 1

Universe Description: HH did purchase curtains or blinds in the last 2 years

Question Text: What is the name of the business where this was last purchased?

✦ Enter store, website, or company name

Type: String

Length: 45

Don't Know

Refuse

Empty

On Input

On Output

Array:

Special Instructions: IF uppercase entry contains ".COM" then set H08PURCH = 1
and "keep" and "Show"

Skip Instructions: IF uppercase entry does not contains ".COM" and is not a DK
or RF then goto H08PURCH

ELSE goto END_POPGRP8

Instrument SAS Name: H08STORE

Destination Data Set: POP8

H08PURCH

Field

BSECT20C.BLP_POPGRP8.H08PURCH

Description: Purchased Online or in person

Form Pane Label: Online

SAS Name: H08PURCH

Tag Name: H08PURCH

Inherited Universe:

Universe: H08STORE = RESPONSE and
(Uppercase entry in H08STORE does not contain ".COM")

Universe Description: Business name is not DK, RF or .COM

Question Text: Was this paid for -

Type: Enumerated

Length: 1

Answer List: Tonline

Value:	Mnemonic:	Description:
1	Online	Online?
2	InPerson	In person?
3	MailTel	By mail or telephone order?
4	Other	Other

- Don't Know
- Refuse
- Empty

- On Input
- On Output

Array:

Special Instructions: Answer list descriptions for options 1-3 should be bold black

Skip Instructions: 1,3,4,DK,RF: Goto END_POPGRP8

2: Goto H08LOC

Instrument SAS Name: H08PURCH

Destination Data Set: POP8

H08LOC

Field

BSECT20C.BLP_POPGRP8.H08LOC

Description: Purchase location - City

Form Pane Label: Location - City

SAS Name: H08LOC

Tag Name: H08LOC

Inherited Universe:

Universe: H08PURCH = 2

Universe Description: Purchased in person

Question Text: In what city is ^H08STORE_Fill located?

Fills: H08STORE_Fill

Instructions: Fill entry in H08STORE

Type: String

Length: 45

- Don't Know
- Refuse
- Empty

- On Input
- On Output

Array:

Skip Instructions: Goto H08LOCST

Instrument SAS Name: H08LOC

Destination Data Set: POP8

Field

H08LOCST
BSECT20C.BLP_POPGRP8.H08LOCST

Description: Purchase location - State

Form Pane Label: State

SAS Name: H08LOCST

Tag Name: H08LOCST

Inherited Universe:

Universe: H08PURCH = 2

Universe Description:

Help Screen: H_DESTCODE

Question Text: ? [F1]

In what state is ^H08STORE_Fill located?

[Enter the two character state abbreviation](#)

Fills: H08STORE_Fill

Instructions: Fill entry in H08STORE

Type: String

Length: 2

- Don't Know
- Refuse
- Empty

- On Input
- On Output

Array:

Special Instructions: Use answer type TState - STRING[2], display width 4

Skip Instructions: IF entry is not a valid state abbreviation then
goto CK_H08LOCST

ELSE goto END_POPGRP8

Instrument SAS Name: H08LOCST

Destination Data Set: POP8

Check

CK_H08LOCST
BSECT20C.BLP_POPGRP8.CK_H08LOCST

Description: Not a valid state abbreviation

Inherited Universe:

Universe: (Entry in H08LOCST is not a valid state abbreviation) AND H08LOCST <> DK AND H08LOCST <> RF

Universe Description: State abbreviation entered is not valid

Text: * [Not a valid state abbreviation](#)

Check Instructions:

Type: Hard

Skip Instructions: Go back to H08LOCST

END_POPGRP8

Field

BSECT20C.BLP_POPGRP8.END_POPGRP8

Description: End of Section 20C - Pop Group 8

Form Pane Label:

SAS Name:

Tag Name:

Inherited Universe:

Universe:

Universe Description:

Question Text:

Type: Classification

Length: 0

- Don't Know
- Refuse
- Empty

- On Input
- On Output

Store Instructions: Set complete flag

```
IF Ask_H[16] = no and Ask_H[10] = no and Ask_H[15] = no
and Ask_M[04] = no and Ask_M[05] = no and Ask_M[06] = no
and Ask_M[07] = no and Ask_H[41] = no and Ask_H[14] = no
and Ask_H[07] = no and Ask_H[08] = no THEN
  set S20C_Complete = 1
```

```
ELSEIF Ask_H[08] = yes THEN:
  IF (PSCATH08 = 2, DK or RF) or
  (H08STORE contains .COM or is DK or RF) or
  (H08PURCH = 1, 3, 4, DK or RF) or
  (H08LOCST = RESPONSE, DK or RF) then
    set S20C_Complete = 1
  ELSE set S20C_Compete = 2
ENDIF
```

```
ELSEIF Ask_H[08] = yes THEN:
  IF (PSCATH08 = 2, DK or RF) or
```

```
(H08STORE contains .COM or is DK or RF) or
(H08PURCH = 1, 3, 4, DK or RF) or
(H08LOCST = RESPONSE, DK or RF) then
  Set S20C_Complete = 1
ELSE set S20C_Compete = 2
ENDIF

ELSEIF Ask_H[14] = yes THEN:
  IF (PSCATH14 = 2, DK or RF) or
    (H14STORE contains .COM or is DK or RF) or
    (H14PURCH = 1, 3, 4, DK or RF) or
    (H14LOCST = RESPONSE, DK or RF) then
    Set S20C_Complete = 1
  ELSE set S20C_Compete = 2
ENDIF

ELSEIF Ask_H[41] = yes THEN:
  IF (PSCATH41 = 2, DK or RF) or
    (H41STORE contains .COM or is DK or RF) or
    (H41PURCH = 1, 3, 4, DK or RF) or
    (H41LOCST = RESPONSE, DK or RF) then
    Set S20C_Complete = 1
  ELSE set S20C_Compete = 2
ENDIF

ELSEIF Ask_M[07] = yes THEN:
  IF (PSCATM07 = 2, DK or RF) or
    (M07STORE contains .COM or is DK or RF) or
    (M07PURCH = 1, 3, 4, DK or RF) or
    (M07LOCST = RESPONSE, DK or RF) then
    Set S20C_Complete = 1
  ELSE set S20C_Compete = 2
ENDIF

ELSEIF Ask_M[06] = yes THEN:
  IF (PSCATM06 = 2, DK or RF) or
    (M06STORE contains .COM or is DK or RF) or
    (M06PURCH = 1, 3, 4, DK or RF) or
    (M06LOCST = RESPONSE, DK or RF) then
    set S20C_Complete = 1
  ELSE set S20C_Compete = 2
ENDIF

ELSEIF Ask_M[05] = yes THEN:
  IF (PSCATM05 = 2, DK or RF) or
    (M05STORE contains .COM or is DK or RF) or
    (M05PURCH = 1, 3, 4, DK or RF) or
```

```
(M05LOCST = RESPONSE, DK or RF) then
  Set S20C_Complete = 1
ELSE set S20C_Compete = 2
ENDIF

ELSEIF Ask_M[04] = yes THEN:
  IF (PSCATM04 = 2, DK or RF) or
    (M04STORE contains .COM or is DK or RF) or
    (M04PURCH = 1, 3, 4, DK or RF) or
    (M04LOCST = RESPONSE, DK or RF) then
    Set S20C_Complete = 1
  ELSE set S20C_Compete = 2
  ENDIF

ELSEIF Ask_H[15] = yes THEN:
  IF (PSCATH15 = 2, DK or RF) or
    (H15STORE contains .COM or is DK or RF) or
    (H15PURCH = 1, 3, 4, DK or RF) or
    (H15LOCST = RESPONSE, DK or RF) then
    Set S20C_Complete = 1
  ELSE set S20C_Compete = 2
  ENDIF

ELSEIF Ask_H[10] = yes THEN:
  IF (PSCATH10 = 2, DK or RF) or
    (H10STORE contains .COM or is DK or RF) or
    (H10PURCH = 1, 3, 4, DK or RF) or
    (H10LOCST = RESPONSE, DK or RF) then
    Set S20C_Complete = 1
  ELSE set S20C_Compete = 2
  ENDIF

ELSEIF Ask_H[16] = yes THEN:
  IF (PSCATH16 = 2, DK or RF) or
    (H16STORE contains .COM or is DK or RF) or
    (H16PURCH = 1, 3, 4, DK or RF) or
    (H16LOCST = RESPONSE, DK or RF) then
    Set S20C_Complete = 1
  ELSE set S20C_Compete = 2
  ENDIF

ELSE
  Set S20C_Compete = 2
ENDIF
```

Array:

Skip Instructions: Exit section 20C and goto the next appropriate section

POP9_AskFlags

Field

BSECT20C.POP9_AskFlags

Description: Set PopGrp 9 "Ask" flags

Form Pane Label:

SAS Name:

Tag Name:

Inherited Universe:

Universe:

Universe Description:

Question Text:

Type: Classification

Length: 0

- Don't Know
- Refuse
- Empty

- On Input
- On Output

Store Instructions: Set question eligibility flags

```
IF (RT10.POPGRP = 9 or 09) and SECTCOMP[6] = 1 and  
SECTCOMP[8] = 1 and SECTCOMP[19] = 1 THEN
```

```
    set Ask_A[03] = yes  
    set Ask_A[13] = yes  
    set Ask_A[14] = yes  
    set Ask_A[04] = yes
```

```
IF BSect19.LP19A_Flag[18] = no then set Ask_R[10] = yes  
END
```

```
IF BSect19.LP19A_Flag[19] = no then set Ask_R[11] = yes  
END
```

```
IF BSEC6PT.LP6B_Flag[16] = no and  
BSect8.LP8A_Flag[13] = no then  
    set Ask_H[30] = yes
```


END

END

Array:

BLP_POPGRP9
BSECT20C.BLP_POPGRP9

Block

Description:

Tab Name:
Fly Over Name:
Universe Type: If

Inherited Universe:

Universe: (RT10.POPGRP = 9 or 09) and SECTCOMP[6] = 1 and
SECTCOMP[8] = 1 and SECTCOMP[19] = 1

Universe Description:

Array:

Block Instructions:

Field

PGRP9_INTRO
BSECT20C.BLP_POPGRP9.PGRP9_INTRO

Description: Introduction

Form Pane Label: Intro

SAS Name:

Tag Name: PGRP9_INTRO

Inherited Universe:

Universe: Ask_A[03] = 1 OR Ask_A[13] = 1 OR Ask_A[14] = 1 OR
Ask_A[04] = 1 OR Ask_R[10] = 1 OR Ask_R[11] = 1 OR
Ask_H[30] = 1

Universe Description:

Question Text: The next few questions are about expenses made by ^YOU_ANYONE during the last 12 months, that is, as far back as ^TwelveMonthsAgo. We have used the responses that you've already given us to shorten this part of the interview, so I'll only be asking you about expenses that you told me that you did not have in the last three months.

Fills: YOU_ANYONE

Instructions: IF NUMHOUSE = 1 then fill "you"
ELSE fill "you or anyone in your household"

Fills: TwelveMonthsAgo

Instructions: IF CUR_MONTHNUM = 01 then fill "December YEAR minus 2 years"
IF CUR_MONTHNUM = 02 then fill "January YEAR minus 1 year"
IF CUR_MONTHNUM = 03 then fill "February YEAR minus 1 year"
ELSEIF CUR_MONTHNUM = 04 then fill "March YEAR minus 1 year"
ELSEIF CUR_MONTHNUM = 05 then fill "April YEAR minus 1 year"
ELSEIF CUR_MONTHNUM = 06 then fill "May YEAR minus 1 year"
ELSEIF CUR_MONTHNUM = 07 then fill "June YEAR minus 1 year"
ELSEIF CUR_MONTHNUM = 08 then fill "July YEAR minus 1 year"
ELSEIF CUR_MONTHNUM = 09 then fill "August YEAR minus 1 year"
ELSEIF CUR_MONTHNUM = 10 then fill "September YEAR minus 1 year"
ELSEIF CUR_MONTHNUM = 11 then fill "October YEAR minus 1 year"
ELSEIF CUR_MONTHNUM = 12 then fill "November YEAR minus 1 year"

Type: Enumerated

Length: 1

Answer List: TContinue

Value:	Mnemonic:	Description:
1	Continue	Enter 1 to Continue

- Don't Know
- Refuse
- Empty

- On Input
- On Output

Array:

Skip Instructions: IF Ask_A[03] = 1 then goto PSCATA03
ELSEIF Ask_A[13] = 1 then goto PSCATA13
ELSEIF Ask_A[14] = 1 then goto PSCATA14
ELSEIF Ask_A[04] = 1 then goto PSCATA04
ELSEIF Ask_R[10] = 1 then goto PSCATR10
ELSEIF Ask_R[11] = 1 then goto PSCATR11
ELSEIF Ask_H[30] = 1 then goto PSCATH30
ELSE goto END_POPGRP9

Instrument SAS Name: PGRP9_INTRO

Field

PSCATA03

BSECT20C.BLP_POPGRP9.PSCATA03

Description: Purchased any men's socks, underwear, nightware, or swimwear in the last 6 months

Form Pane Label: Men's Socks

SAS Name: PSCATA03

Tag Name: PSCATA03

Inherited Universe:

Universe: Ask_A[03] = yes

Universe Description: Men's undergarments, hosiery, nightwear, or swimwear not selected in 9A (Item = 9, 10, 11, 13)

Question Text: ^PSCATA03Intro_Fill have ^YOU_ANYONE purchased any men's socks, underwear, nightwear, or swimwear?

Fills: PSCATA03Intro_Fill

Instructions: If PSCATH31 = EMPTY then fill "Now, please think about the last six months, since the first of ^SixMonthsAgo"
ELSE fill "In the last SIX MONTHS,"

Fills: SixMonthsAgo

Instructions: IF CUR_MONTHNUM = 01 then fill "July YEAR minus 1 year"
ELSEIF CUR_MONTHNUM = 02 then fill "August YEAR minus 1 year"
ELSEIF CUR_MONTHNUM = 03 then fill "September YEAR minus 1 year"
ELSEIF CUR_MONTHNUM = 04 then fill "October YEAR minus 1 year"
ELSEIF CUR_MONTHNUM = 05 then fill "November YEAR minus 1 year"
ELSEIF CUR_MONTHNUM = 06 then fill "December YEAR minus 1 year"
ELSEIF CUR_MONTHNUM = 07 then fill "January YEAR"
ELSEIF CUR_MONTHNUM = 08 then fill "February YEAR"
ELSEIF CUR_MONTHNUM = 09 then fill "March YEAR"
ELSEIF CUR_MONTHNUM = 10 then fill "April YEAR"
ELSEIF CUR_MONTHNUM = 11 then fill "May YEAR"
ELSEIF CUR_MONTHNUM = 12 then fill "June YEAR"

Fills: YOU_ANYONE

Instructions: IF NUMHOUSE = 1 then fill "you"
ELSE fill "you or anyone in your household"

Type: Enumerated

Length: 1

Answer List: TYesNo

Value:	Mnemonic:	Description:
1	Yes	Yes
2	No	No

- Don't Know
- Refuse
- Empty

- On Input
- On Output

Array:

Skip Instructions: 1: Goto A03_COST

```
2,DK,RF: IF Ask_A[13] = 1 then goto PSCATA13
          ELSEIF Ask_A[14] = 1 then goto PSCATA14
          ELSEIF Ask_A[04] = 1 then goto PSCATA04
          ELSEIF Ask_R[10] = 1 then goto PSCATR10
          ELSEIF Ask_R[11] = 1 then goto PSCATR11
          ELSEIF Ask_H[30] = 1 then goto PSCATH30
          ELSE goto END_POPGRP9
```

Instrument SAS Name: PSCATA03

Destination Data Set: POP9

Field

A03_COST
BSECT20C.BLP_POPGRP9.A03_COST

Description: Purchase price

Form Pane Label: Cost

SAS Name: A03_COST

Tag Name: A03_COST

Inherited Universe:

Universe: PSCATA03 = 1

Universe Description: HH did purchase men's socks, underwear, nightwear, or swimsuits in the last 6 months

Question Text: In the last SIX MONTHS, how much did ^YOU_YRCU spend on your last purchase of men's socks, underwear, nightwear, or swimwear?

Fills: YOU_YRCU

Instructions: IF NUMHOUSE = 1 then fill "you"
ELSE fill "your household"

Type: Integer

Length: 7

Min: 1

Max: 999999

Don't Know
 Refuse
 Empty

On Input
 On Output

Array:

Special Instructions: Display a \$ and comma in the entry field

Skip Instructions: IF ENTRY lt 5 or gt 200 then goto ERR1_A03COST

ELSE goto A03STORE

Instrument SAS Name: A03_COST

Destination Data Set: POP9

Check

ERR1_A03COST
BSECT20C.BLP_POPGRP9.ERR1_A03COST

Description: Out of Range Check

Inherited Universe:

Universe: (A03_COST lt 5 or A03_COST gt 200) AND A03_COST <> DK AND A03_COST <> RF

Universe Description:

Text: THE VALUE ENTERED IS UNUSUALLY HIGH OR LOW

PLEASE VERIFY AND IF CORRECT, ENTER ITEM LEVEL NOTE

Check Instructions:

Type: Soft

Skip Instructions: Suppress: Goto A03STORE

All others, go back to A03_COST

A03STORE

Field

BSECT20C.BLP_POPGRP9.A03STORE

Description: Where Purchased

Form Pane Label: Business

SAS Name: A03STORE

Tag Name: A03STORE

Inherited Universe:

Universe: PSCATA03 = 1

Universe Description: HH did purchase men's socks, underwear, nightwear, or swimsuits in the last 6 months

Question Text: What is the name of the business where this was last purchased?

✦ [Enter store, website, or company name](#)

Type: String

Length: 45

- Don't Know
- Refuse
- Empty

- On Input
- On Output

Array:

Special Instructions: IF uppercase entry contains ".COM" then set A03PURCH = 1 and "keep" and "Show"

Skip Instructions: IF uppercase entry does not contains ".COM" and is not a DK or RF then goto A03PURCH

```
ELSEIF Ask_A[13] = 1 then goto PSCATA13
ELSEIF Ask_A[14] = 1 then goto PSCATA14
ELSEIF Ask_A[04] = 1 then goto PSCATA04
ELSEIF Ask_R[10] = 1 then goto PSCATR10
ELSEIF Ask_R[11] = 1 then goto PSCATR11
ELSEIF Ask_H[30] = 1 then goto PSCATH30
ELSE goto END_POPGRP9
```

Instrument SAS Name: A03STORE

Destination Data Set: POP9

A03PURCH

Field

BSECT20C.BLP_POPGRP9.A03PURCH

Description: Purchased Online or in person

Form Pane Label: Online

SAS Name: A03PURCH

Tag Name: A03PURCH

Inherited Universe:

Universe: A03STORE = RESPONSE and
(Uppercase entry in A03STORE does not contain ".COM")

Universe Description: Business name is not DK, RF or .COM

Question Text: Was this paid for -

Type: Enumerated

Length: 1

Answer List: Tonline

Value:	Mnemonic:	Description:
1	Online	Online?
2	InPerson	In person?
3	MailTel	By mail or telephone order?
4	Other	Other

- Don't Know
- Refuse
- Empty

- On Input
- On Output

Array:

Special Instructions: Answer list descriptions for options 1-3 should be bold black

Skip Instructions: 1,3,4,DK,RF: IF Ask_A[13] = 1 then goto PSCATA13
ELSEIF Ask_A[14] = 1 then goto PSCATA14
ELSEIF Ask_A[04] = 1 then goto PSCATA04
ELSEIF Ask_R[10] = 1 then goto PSCATR10
ELSEIF Ask_R[11] = 1 then goto PSCATR11

```
ELSEIF Ask_H[30] = 1 then goto PSCATH30  
ELSE goto END_POPGRP9
```

2: Goto A03LOC

Instrument SAS Name: A03PURCH

Destination Data Set: POP9

A03LOC

Field

BSECT20C.BLP_POPGRP9.A03LOC

Description: Purchase location - City

Form Pane Label: Location - City

SAS Name: A03LOC

Tag Name: A03LOC

Inherited Universe:

Universe: A03PURCH = 2

Universe Description: Paid for in person

Question Text: In what city is ^A03STORE_Fill located?

Fills: A03STORE_Fill

Instructions: Fill entry from A03STORE

Type: String

Length: 45

Don't Know
 Refuse
 Empty

On Input
 On Output

Array:

Skip Instructions: Goto A03LOCST

Instrument SAS Name: A03LOC

Destination Data Set: POP9

Field

A03LOCST

BSECT20C.BLP_POPGRP9.A03LOCST

Description: Purchase location - State

Form Pane Label: State

SAS Name: A03LOCST

Tag Name: A03LOCST

Inherited Universe:

Universe: A03PURCH = 2

Universe Description: Paid for in person

Help Screen: H_DESTCODE

Question Text: ? [F1]

In what state is ^A03STORE_Fill located?

Enter the two character state abbreviation

Fills: A03STORE_Fill

Instructions: Fill entry from A03STORE

Type: String

Length: 2

- Don't Know
- Refuse
- Empty

- On Input
- On Output

Array:

Special Instructions: Use answer type TState - STRING[2], display width 4

Skip Instructions: IF entry is not a valid state abbreviation then
goto CK_A03LOCST

ELSEIF Ask_A[13] = 1 then goto PSCATA13
ELSEIF Ask_A[14] = 1 then goto PSCATA14
ELSEIF Ask_A[04] = 1 then goto PSCATA04
ELSEIF Ask_R[10] = 1 then goto PSCATR10

```
ELSEIF Ask_R[11] = 1 then goto PSCATR11  
ELSEIF Ask_H[30] = 1 then goto PSCATH30  
ELSE goto END_POPGRP9
```

Instrument SAS Name: A03LOCST

Destination Data Set: POP9

Check

CK_A03LOCST
BSECT20C.BLP_POPGRP9.CK_A03LOCST

Description: Not a valid state abbreviation

Inherited Universe:

Universe: (Entry in A03LOCST is not a valid state abbreviation) AND A03LOCST <> DK AND A03LOCST <> RF

Universe Description: State abbreviation entered is not valid

Text: * [Not a valid state abbreviation](#)

Check Instructions:

Type: Hard

Skip Instructions: Go back to A03LOCST

PSCATA13

Field

BSECT20C.BLP_POPGRP9.PSCATA13

Description: Purchased any womens underwear, nightwear, or swimwear?

Form Pane Label: Women's Nightware

SAS Name: PSCATA13

Tag Name: PSCATA13

Inherited Universe:

Universe: Ask_A[13] = yes

Universe Description: Women's undergarments, nightwear, or swimsuits not selected in 9A (Item = 9, 11, 13)

Question Text: ^PSCATA13Intro_Fill have ^YOU_ANYONE purchased any women's underwear, nightwear, or swimwear?

Fills: PSCATA13Intro_Fill

Instructions: If PSCATH31 = EMPTY and PSCATA03 = EMPTY then fill "Now, please think about the last six months, since the first of ^SixMonthsAgo"
ELSE fill "In the last SIX MONTHS,"

Fills: SixMonthsAgo

Instructions: IF CUR_MONTHNUM = 01 then fill "July YEAR minus 1 year"
ELSEIF CUR_MONTHNUM = 02 then fill "August YEAR minus 1 year"
ELSEIF CUR_MONTHNUM = 03 then fill "September YEAR minus 1 year"
ELSEIF CUR_MONTHNUM = 04 then fill "October YEAR minus 1 year"
ELSEIF CUR_MONTHNUM = 05 then fill "November YEAR minus 1 year"
ELSEIF CUR_MONTHNUM = 06 then fill "December YEAR minus 1 year"
ELSEIF CUR_MONTHNUM = 07 then fill "January YEAR"
ELSEIF CUR_MONTHNUM = 08 then fill "February YEAR"
ELSEIF CUR_MONTHNUM = 09 then fill "March YEAR"
ELSEIF CUR_MONTHNUM = 10 then fill "April YEAR"
ELSEIF CUR_MONTHNUM = 11 then fill "May YEAR"
ELSEIF CUR_MONTHNUM = 12 then fill "June YEAR"

Fills: YOU_ANYONE

Instructions: IF NUMHOUSE = 1 then fill "you"
ELSE fill "you or anyone in your household"

Type: Enumerated

Length: 1

Answer List: TYesNo

Value:	Mnemonic:	Description:
1	Yes	Yes
2	No	No

- Don't Know
- Refuse
- Empty

- On Input
- On Output

Array:

Skip Instructions: 1: Goto A13_COST

```
2,DK,RF: IF Ask_A[14] = 1 then goto PSCATA14
          ELSEIF Ask_A[04] = 1 then goto PSCATA04
          ELSEIF Ask_R[10] = 1 then goto PSCATR10
          ELSEIF Ask_R[11] = 1 then goto PSCATR11
          ELSEIF Ask_H[30] = 1 then goto PSCATH30
          ELSE goto END_POPGRP9
```

Instrument SAS Name: PSCATA13

Destination Data Set: POP9

A13_COST

Field

BSECT20C.BLP_POPGRP9.A13_COST

Description: Purchase price

Form Pane Label: Cost

SAS Name: A13_COST

Tag Name: A13_COST

Inherited Universe:

Universe: PSCATA13 = 1

Universe Description: HH did purchase women's underwear, nightwear, or swimwear

Question Text: In the last SIX MONTHS, how much did ^YOU_YRCU spend on your last purchase of women's underwear, nightwear, or swimwear?

Fills: YOU_YRCU

Instructions: IF NUMHOUSE = 1 then fill "you"
ELSE fill "your household"

Type: Integer

Length: 7

Min: 1

Max: 999999

Don't Know

Refuse

Empty

On Input

On Output

Array:

Special Instructions: Display a \$ and comma in the entry field

Skip Instructions: IF ENTRY lt 5 or gt 200 then goto ERR1_A13COST

ELSE goto A13STORE

Instrument SAS Name: A13_COST

Destination Data Set: POP9

Check

ERR1_A13COST
BSECT20C.BLP_POPGRP9.ERR1_A13COST

Description: Out of Range Check

Inherited Universe:

Universe: (A13_COST lt 5 or A13_COST gt 200) AND A13_COST <> DK AND A13_COST <>
RF

Universe Description:

Text: THE VALUE ENTERED IS UNUSUALLY HIGH OR LOW

PLEASE VERIFY AND IF CORRECT, ENTER ITEM LEVEL NOTE

Check Instructions:

Type: Soft

Skip Instructions: Suppress: Goto A13STORE

All others, go back to A13_COST

A13STORE

Field

BSECT20C.BLP_POPGRP9.A13STORE

Description: Where Purchased

Form Pane Label: Business

SAS Name: A13STORE

Tag Name: A13STORE

Inherited Universe:

Universe: PSCATA13 = 1

Universe Description: HH did purchase women's underwear, nightwear, or swimwear

Question Text: What is the name of the business where this was last purchased?

✦ Enter store, website, or company name

Type: String

Length: 45

Don't Know

Refuse

Empty

On Input

On Output

Array:

Special Instructions: IF uppercase entry contains ".COM" then set A13PURCH = 1
and "keep" and "Show"

Skip Instructions: IF uppercase entry does not contains ".COM" and is not a DK
or RF then goto A13PURCH

ELSEIF Ask_A[14] = 1 then goto PSCATA14

ELSEIF Ask_A[04] = 1 then goto PSCATA04

ELSEIF Ask_R[10] = 1 then goto PSCATR10

ELSEIF Ask_R[11] = 1 then goto PSCATR11

ELSEIF Ask_H[30] = 1 then goto PSCATH30

ELSE goto END_POPGRP9

Instrument SAS Name: A13STORE

Destination Data Set: POP9

A13PURCH

Field

BSECT20C.BLP_POPGRP9.A13PURCH

Description: Purchased Online or in person

Form Pane Label: Online

SAS Name: A13PURCH

Tag Name: A13PURCH

Inherited Universe:

Universe: A13STORE = RESPONSE and
(Uppercase entry in A13STORE does not contain ".COM")

Universe Description: Business name is not DK, RF or .COM

Question Text: Was this paid for -

Type: Enumerated

Length: 1

Answer List: Tonline

Value:	Mnemonic:	Description:
1	Online	Online?
2	InPerson	In person?
3	MailTel	By mail or telephone order?
4	Other	Other

- Don't Know
- Refuse
- Empty

- On Input
- On Output

Array:

Special Instructions: Answer list descriptions for options 1-3 should be bold black

Skip Instructions: 1,3,4,DK,RF: IF Ask_A[14] = 1 then goto PSCATA14
ELSEIF Ask_A[04] = 1 then goto PSCATA04
ELSEIF Ask_R[10] = 1 then goto PSCATR10
ELSEIF Ask_R[11] = 1 then goto PSCATR11
ELSEIF Ask_H[30] = 1 then goto PSCATH30

ELSE goto END_POPGRP9

2: Goto A13LOC

Instrument SAS Name: A13PURCH

Destination Data Set: POP9

A13LOC

Field

BSECT20C.BLP_POPGRP9.A13LOC

Description: Purchase location - City

Form Pane Label: Location - City

SAS Name: A13LOC

Tag Name: A13LOC

Inherited Universe:

Universe: A13PURCH = 2

Universe Description: Paid for in person

Question Text: In what city is ^A13STORE_Fill located?

Fills: A13STORE_Fill

Instructions: Fill entry in A13STORE

Type: String

Length: 45

Don't Know
 Refuse
 Empty

On Input
 On Output

Array:

Skip Instructions: Goto A13LOCST

Instrument SAS Name: A13LOC

Destination Data Set: POP9

Field

A13LOCST
BSECT20C.BLP_POPGRP9.A13LOCST

Description: Purchase location - State

Form Pane Label: State

SAS Name: A13LOCST

Tag Name: A13LOCST

Inherited Universe:

Universe: A13PURCH = 2

Universe Description: Paid for in person

Help Screen: H_DESTCODE

Question Text: ? [F1]

In what state is ^A13STORE_Fill located?

Enter the two character state abbreviation

Fills: A13STORE_Fill

Instructions: Fill entry in A13STORE

Type: String

Length: 2

Don't Know
 Refuse
 Empty

On Input
 On Output

Array:

Special Instructions: Use answer type TState - STRING[2], display width 4

Skip Instructions: IF entry is not a valid state abbreviation then
goto CK_A13LOCST

ELSEIF Ask_A[14] = 1 then goto PSCATA14
ELSEIF Ask_A[04] = 1 then goto PSCATA04
ELSEIF Ask_R[10] = 1 then goto PSCATR10
ELSEIF Ask_R[11] = 1 then goto PSCATR11

```
ELSEIF Ask_H[30] = 1 then goto PSCATH30  
ELSE goto END_POPGRP9
```

Instrument SAS Name: A13LOCST

Destination Data Set: POP9

Check

CK_A13LOCST
BSECT20C.BLP_POPGRP9.CK_A13LOCST

Description: Not a valid state abbreviation

Inherited Universe:

Universe: (Entry in A13LOCST is not a valid state abbreviation) AND A13LOCST <> DK AND A13LOCST <> RF

Universe Description: State abbreviation entered is not valid

Text: * [Not a valid state abbreviation](#)

Check Instructions:

Type: Hard

Skip Instructions: Go back to A13LOCST

PSCATA14

Field

BSECT20C.BLP_POPGRP9.PSCATA14

Description: Purchased any women's hosiery or accessories in the last 6 months?

Form Pane Label: Women's Hosiery

SAS Name: PSCATA14

Tag Name: PSCATA14

Inherited Universe:

Universe: Ask_A[14] = yes

Universe Description: Women's hosiery or accessories not selected in 9A
(Item = 10 or 12)

Question Text: ^PSCATA14Intro_Fill have ^YOU_ANYONE purchased any women's hosiery or accessories?

Fills: YOU_ANYONE

Instructions: IF NUMHOUSE = 1 then fill "you"
ELSE fill "you or anyone in your household"

Fills: PSCATA14Intro_Fill

Instructions: If PSCATH31 = EMPTY and PSCATA03 = EMPTY and PSCATA13 = EMPTY then fill "Now, please think about the last six months, since the first of ^SixMonthsAgo"
ELSE fill "In the last SIX MONTHS,"

Fills: SixMonthsAgo

Instructions: IF CUR_MONTHNUM = 01 then fill "July YEAR minus 1 year"
ELSEIF CUR_MONTHNUM = 02 then fill "August YEAR minus 1 year"
ELSEIF CUR_MONTHNUM = 03 then fill "September YEAR minus 1 year"
ELSEIF CUR_MONTHNUM = 04 then fill "October YEAR minus 1 year"
ELSEIF CUR_MONTHNUM = 05 then fill "November YEAR minus 1 year"
ELSEIF CUR_MONTHNUM = 06 then fill "December YEAR minus 1 year"
ELSEIF CUR_MONTHNUM = 07 then fill "January YEAR"
ELSEIF CUR_MONTHNUM = 08 then fill "February YEAR"
ELSEIF CUR_MONTHNUM = 09 then fill "March YEAR"
ELSEIF CUR_MONTHNUM = 10 then fill "April YEAR"
ELSEIF CUR_MONTHNUM = 11 then fill "May YEAR"
ELSEIF CUR_MONTHNUM = 12 then fill "June YEAR"

Type: Enumerated

Length: 1

Answer List: TYesNo

Value:	Mnemonic:	Description:
1	Yes	Yes
2	No	No

- Don't Know
- Refuse
- Empty

- On Input
- On Output

Array:

Skip Instructions: 1: Goto A14_COST

```
2,DK,RF: IF Ask_A[04] = 1 then goto PSCATA04
          ELSEIF Ask_R[10] = 1 then goto PSCATR10
          ELSEIF Ask_R[11] = 1 then goto PSCATR11
          ELSEIF Ask_H[30] = 1 then goto PSCATH30
          ELSE goto END_POPGRP9
```

Instrument SAS Name: PSCATA14

Destination Data Set: POP9

A14_COST

Field

BSECT20C.BLP_POPGRP9.A14_COST

Description: Purchase price

Form Pane Label: Cost

SAS Name: A14_COST

Tag Name: A14_COST

Inherited Universe:

Universe: PSCATA14 = 1

Universe Description: HH did purchase women's hosiery or accessories in the last 6 months

Question Text: In the last **SIX MONTHS**, how much did ^YOU_YRCU spend on your last purchase of women's hosiery or accessories?

Fills: YOU_YRCU

Instructions: IF NUMHOUSE = 1 then fill "you"
ELSE fill "your household"

Type: Integer

Length: 7

Min: 1

Max: 999999

Don't Know

Refuse

Empty

On Input

On Output

Array:

Special Instructions: Display a \$ and comma in the entry field

Skip Instructions: IF ENTRY lt 5 or gt 160 then goto ERR1_A14COST

ELSE goto A14STORE

Instrument SAS Name: A14_COST

Destination Data Set: POP9

Check

ERR1_A14COST
BSECT20C.BLP_POPGRP9.ERR1_A14COST

Description: Out of Range Check

Inherited Universe:

Universe: (A14_COST lt 5 or A14_COST gt 160) AND A14_COST <> DK AND A14_COST <>
RF

Universe Description:

Text: THE VALUE ENTERED IS UNUSUALLY HIGH OR LOW

PLEASE VERIFY AND IF CORRECT, ENTER ITEM LEVEL NOTE

Check Instructions:

Type: Soft

Skip Instructions: Suppress: Goto A14STORE

All others, go back to A14_COST

A14STORE

Field

BSECT20C.BLP_POPGRP9.A14STORE

Description: Where Purchased

Form Pane Label: Business

SAS Name: A14STORE

Tag Name: A14STORE

Inherited Universe:

Universe: PSCATA14 = 1

Universe Description: HH did purchase women's hosiery or accessories in the last 6 months

Question Text: What is the name of the business where this was last purchased?

✦ Enter store, website, or company name

Type: String

Length: 45

Don't Know

Refuse

Empty

On Input

On Output

Array:

Special Instructions: IF uppercase entry contains ".COM" then set A14PURCH = 1
and "keep" and "Show"

Skip Instructions: IF uppercase entry does not contains ".COM" and is not a DK
or RF then goto A14PURCH

ELSEIF Ask_A[04] = 1 then goto PSCATA04

ELSEIF Ask_R[10] = 1 then goto PSCATR10

ELSEIF Ask_R[11] = 1 then goto PSCATR11

ELSEIF Ask_H[30] = 1 then goto PSCATH30

ELSE goto END_POPGRP9

Instrument SAS Name: A14STORE

Destination Data Set: POP9

Field

A14PURCH
BSECT20C.BLP_POPGRP9.A14PURCH

Description: Purchased Online or in person

Form Pane Label: Online

SAS Name: A14PURCH

Tag Name: A14PURCH

Inherited Universe:

Universe: A14STORE = RESPONSE and
(Uppercase entry in A14STORE does not contain ".COM")

Universe Description: Business name is not DK, RF or .COM

Question Text: Was this paid for -

Type: Enumerated

Length: 1

Answer List: Tonline

Value:	Mnemonic:	Description:
1	Online	Online?
2	InPerson	In person?
3	MailTel	By mail or telephone order?
4	Other	Other

- Don't Know
- Refuse
- Empty

- On Input
- On Output

Array:

Special Instructions: Answer list descriptions for options 1-3 should be bold black

Skip Instructions: 1,3,4,DK,RF: IF Ask_A[04] = 1 then goto PSCATA04
ELSEIF Ask_R[10] = 1 then goto PSCATR10
ELSEIF Ask_R[11] = 1 then goto PSCATR11
ELSEIF Ask_H[30] = 1 then goto PSCATH30
ELSE goto END_POPGRP9

2: Goto A14LOC

Instrument SAS Name: A14PURCH

Destination Data Set: POP9

Field

A14LOC
BSECT20C.BLP_POPGRP9.A14LOC

Description: Purchase location - City

Form Pane Label: Location - City

SAS Name: A14LOC

Tag Name: A14LOC

Inherited Universe:

Universe: A14PURCH = 2

Universe Description: Paid for in person

Question Text: In what city is ^A14STORE_Fill located?

Fills: A14STORE_Fill

Instructions: Fill entry in A14STORE

Type: String

Length: 45

Don't Know
 Refuse
 Empty

On Input
 On Output

Array:

Skip Instructions: Goto A14LOCST

Instrument SAS Name: A14LOC

Destination Data Set: POP9

A14LOCST

Field

BSECT20C.BLP_POPGRP9.A14LOCST

Description: Purchase location - State

Form Pane Label: State

SAS Name: A14LOCST

Tag Name: A14LOCST

Inherited Universe:

Universe: A14PURCH = 2

Universe Description: Paid for in person

Help Screen: H_DESTCODE

Question Text: ? [F1]

In what state is ^A14STORE_Fill located?

[Enter the two character state abbreviation](#)

Fills: A14STORE_Fill

Instructions: Fill entry in A14STORE

Type: String

Length: 2

- Don't Know
- Refuse
- Empty

- On Input
- On Output

Array:

Special Instructions: Use answer type TState - STRING[2], display width 4

Skip Instructions: IF entry is not a valid state abbreviation then
goto CK_A14LOCST

```
ELSEIF Ask_A[04] = 1 then goto PSCATA04
ELSEIF Ask_R[10] = 1 then goto PSCATR10
ELSEIF Ask_R[11] = 1 then goto PSCATR11
ELSEIF Ask_H[30] = 1 then goto PSCATH30
```

ELSE goto END_POPGRP9

Instrument SAS Name: A14LOCST

Destination Data Set: POP9

CK_A14LOCST

Check

BSECT20C.BLP_POPGRP9.CK_A14LOCST

Description: Not a valid state abbreviation

Inherited Universe:

Universe: (Entry in A14LOCST is not a valid state abbreviation) AND A14LOCST <> DK AND A14LOCST <> RF

Universe Description: State abbreviation entered is not valid

Text: * [Not a valid state abbreviation](#)

Check Instructions:

Type: Hard

Skip Instructions: Go back to A14LOCST

Field

PSCATA04

BSECT20C.BLP_POPGRP9.PSCATA04

Description: Purchased any men's accessories in last 6 months

Form Pane Label: Men's Accessories

SAS Name: PSCATA04

Tag Name: PSCATA04

Inherited Universe:

Universe: Ask_A[04] = yes

Universe Description: Men's accessories not selected in 9A (Item = 12)

Question Text: ^PSCATA04Intro_Fill have ^YOU_ANYONE purchased any men's accessories, including hats, ties, belts, or wallets?

Fills: PSCATA04Intro_Fill

Instructions: If PSCATH31 = EMPTY and PSCATA03 = EMPTY and PSCATA13 = EMPTY AND PSCATA14 = EMPTY then fill "Now, please think about the last six months, since the first of ^SixMonthsAgo"
ELSE fill "In the last SIX MONTHS,"

Fills: SixMonthsAgo

Instructions: IF CUR_MONTHNUM = 01 then fill "July YEAR minus 1 year"
ELSEIF CUR_MONTHNUM = 02 then fill "August YEAR minus 1 year"
ELSEIF CUR_MONTHNUM = 03 then fill "September YEAR minus 1 year"
ELSEIF CUR_MONTHNUM = 04 then fill "October YEAR minus 1 year"
ELSEIF CUR_MONTHNUM = 05 then fill "November YEAR minus 1 year"
ELSEIF CUR_MONTHNUM = 06 then fill "December YEAR minus 1 year"
ELSEIF CUR_MONTHNUM = 07 then fill "January YEAR"
ELSEIF CUR_MONTHNUM = 08 then fill "February YEAR"
ELSEIF CUR_MONTHNUM = 09 then fill "March YEAR"
ELSEIF CUR_MONTHNUM = 10 then fill "April YEAR"
ELSEIF CUR_MONTHNUM = 11 then fill "May YEAR"
ELSEIF CUR_MONTHNUM = 12 then fill "June YEAR"

Fills: YOU_ANYONE

Instructions: IF NUMHOUSE = 1 then fill "you"
ELSE fill "you or anyone in your household"

Type: Enumerated

Length: 1

Answer List: TYesNo

Value:	Mnemonic:	Description:
1	Yes	Yes
2	No	No

- Don't Know
- Refuse
- Empty

- On Input
- On Output

Array:

Skip Instructions: 1: Goto A04_COST

```
2,DK,RF: IF Ask_R[10] = 1 then goto PSCATR10
          ELSEIF Ask_R[11] = 1 then goto PSCATR11
          ELSEIF Ask_H[30] = 1 then goto PSCATH30
          ELSE goto END_POPGRP9
```

Instrument SAS Name: PSCATA04

Destination Data Set: POP9

Field

A04_COST
BSECT20C.BLP_POPGRP9.A04_COST

Description: Purchase price

Form Pane Label: Cost

SAS Name: A04_COST

Tag Name: A04_COST

Inherited Universe:

Universe: PSCATA04 = 1

Universe Description: HH did purchase men's accessories in the last 6 months

Question Text: In the last **SIX MONTHS**, how much did ^YOU_YRCU spend on your last purchase of men's accessories, including hats, ties, belts, or wallets?

Fills: YOU_YRCU

Instructions: IF NUMHOUSE = 1 then fill "you"
ELSE fill "your household"

Type: Integer

Length: 7

Min: 1

Max: 999999

Don't Know

Refuse

Empty

On Input

On Output

Array:

Special Instructions: Display a \$ and comma in the entry field

Skip Instructions: IF ENTRY lt 5 or gt 160 then goto ERR1_A04COST

ELSE goto A04STORE

Instrument SAS Name: A04_COST

Destination Data Set: POP9

ERR1_A04COST

Check

BSECT20C.BLP_POPGRP9.ERR1_A04COST

Description: Out of Range Check

Inherited Universe:

Universe: (A04_COST lt 5 or A04_COST gt 160) AND A04_COST <> DK AND A04_COST <>
RF

Universe Description:

Text: THE VALUE ENTERED IS UNUSUALLY HIGH OR LOW

PLEASE VERIFY AND IF CORRECT, ENTER ITEM LEVEL NOTE

Check Instructions:

Type: Soft

Skip Instructions: Suppress: Goto A04STORE

All others, go back to A04_COST

Field

A04STORE

BSECT20C.BLP_POPGRP9.A04STORE

Description: Where Purchased

Form Pane Label: Business

SAS Name: A04STORE

Tag Name: A04STORE

Inherited Universe:

Universe: PSCATA04 = 1

Universe Description: HH did purchase men's accessories in the last 6 months

Question Text: What is the name of the business where this was last purchased?

✦ Enter store, website, or company name

Type: String

Length: 45

Don't Know

Refuse

Empty

On Input

On Output

Array:

Special Instructions: IF uppercase entry contains ".COM" then set A04PURCH = 1
and "keep" and "Show"

Skip Instructions: IF uppercase entry does not contains ".COM" and is not a DK
or RF then goto A04PURCH

ELSEIF Ask_R[10] = 1 then goto PSCATR10

ELSEIF Ask_R[11] = 1 then goto PSCATR11

ELSEIF Ask_H[30] = 1 then goto PSCATH30

ELSE goto END_POPGRP9

Instrument SAS Name: A04STORE

Destination Data Set: POP9

A04PURCH

Field

BSECT20C.BLP_POPGRP9.A04PURCH

Description: Purchased Online or in person

Form Pane Label: Online

SAS Name: A04PURCH

Tag Name: A04PURCH

Inherited Universe:

Universe: A04STORE = RESPONSE and
(Uppercase entry in A04STORE does not contain ".COM")

Universe Description: Business name is not DK, RF or .COM

Question Text: Was this paid for -

Type: Enumerated

Length: 1

Answer List: Tonline

Value:	Mnemonic:	Description:
1	Online	Online?
2	InPerson	In person?
3	MailTel	By mail or telephone order?
4	Other	Other

- Don't Know
- Refuse
- Empty

- On Input
- On Output

Array:

Special Instructions: Answer list descriptions for options 1-3 should be bold black

Skip Instructions: 1,3,4,DK,RF: IF Ask_R[10] = 1 then goto PSCATR10
ELSEIF Ask_R[11] = 1 then goto PSCATR11
ELSEIF Ask_H[30] = 1 then goto PSCATH30
ELSE goto END_POPGRP9

2: Goto A04LOC

Instrument SAS Name: A04PURCH

Destination Data Set: POP9

A04LOC

Field

BSECT20C.BLP_POPGRP9.A04LOC

Description: Purchase location - City

Form Pane Label: Location - City

SAS Name: A04LOC

Tag Name: A04LOC

Inherited Universe:

Universe: A04PURCH = 2

Universe Description: Paid for in person

Question Text: In what city is ^A04STORE_Fill located?

Fills: A04STORE_Fill

Instructions: Fill entry from A04STORE

Type: String

Length: 45

- Don't Know
- Refuse
- Empty

- On Input
- On Output

Array:

Skip Instructions: Goto A04LOCST

Instrument SAS Name: A04LOC

Destination Data Set: POP9

Field

A04LOCST

BSECT20C.BLP_POPGRP9.A04LOCST

Description: Purchase location - State

Form Pane Label: State

SAS Name: A04LOCST

Tag Name: A04LOCST

Inherited Universe:

Universe: A04PURCH = 2

Universe Description: Paid for in person

Help Screen: H_DESTCODE

Question Text: ? [F1]

In what state is ^A04STORE_Fill located?

Enter the two character state abbreviation

Fills: A04STORE_Fill

Instructions: Fill entry from A04STORE

Type: String

Length: 2

- Don't Know
- Refuse
- Empty

- On Input
- On Output

Array:

Special Instructions: Use answer type TState - STRING[2], display width 4

Skip Instructions: IF entry is not a valid state abbreviation then
goto CK_A04LOCST

```
ELSEIF Ask_R[10] = 1 then goto PSCATR10  
ELSEIF Ask_R[11] = 1 then goto PSCATR11  
ELSEIF Ask_H[30] = 1 then goto PSCATH30  
ELSE goto END_POPGRP9
```

Instrument SAS Name: A04LOCST

Destination Data Set: POP9

Check

CK_A04LOCST
BSECT20C.BLP_POPGRP9.CK_A04LOCST

Description: Not a valid state abbreviation

Inherited Universe:

Universe: (Entry in A04LOCST is not a valid state abbreviation) AND A04LOCST <> DK AND A04LOCST <> RF

Universe Description: State abbreviation entered is not valid

Text: * [Not a valid state abbreviation](#)

Check Instructions:

Type: Hard

Skip Instructions: Go back to A04LOCST

PSCATR10

Field

BSECT20C.BLP_POPGRP9.PSCATR10

Description: Had any expenses for pet services in last 6 months?

Form Pane Label: Pet Services

SAS Name: PSCATR10

Tag Name: PSCATR10

Inherited Universe:

Universe: Ask_R[10] = yes

Universe Description: Pet services not selected in 19A (Item = 18)

Question Text: ^PSCATR10Intro_Fill have ^YOU_ANYONE had any expenses for pet services such as grooming, boarding, or training?

Fills: PSCATR10Intro_Fill

Instructions: If PSCATH31 = EMPTY and PSCATA03 = EMPTY and PSCATA13 = EMPTY AND PSCATA14 = EMPTY AND PSCATA04 = EMPTY then fill "Now, please think about the last six months, since the first of ^SixMonthsAgo"
ELSE fill "In the last SIX MONTHS,"

Fills: SixMonthsAgo

Instructions: IF CUR_MONTHNUM = 01 then fill "July YEAR minus 1 year"
ELSEIF CUR_MONTHNUM = 02 then fill "August YEAR minus 1 year"
ELSEIF CUR_MONTHNUM = 03 then fill "September YEAR minus 1 year"
ELSEIF CUR_MONTHNUM = 04 then fill "October YEAR minus 1 year"
ELSEIF CUR_MONTHNUM = 05 then fill "November YEAR minus 1 year"
ELSEIF CUR_MONTHNUM = 06 then fill "December YEAR minus 1 year"
ELSEIF CUR_MONTHNUM = 07 then fill "January YEAR"
ELSEIF CUR_MONTHNUM = 08 then fill "February YEAR"
ELSEIF CUR_MONTHNUM = 09 then fill "March YEAR"
ELSEIF CUR_MONTHNUM = 10 then fill "April YEAR"
ELSEIF CUR_MONTHNUM = 11 then fill "May YEAR"
ELSEIF CUR_MONTHNUM = 12 then fill "June YEAR"

Fills: YOU_ANYONE

Instructions: IF NUMHOUSE = 1 then fill "you"
ELSE fill "you or anyone in your household"

Type: Enumerated

Length: 1

Answer List: TYesNo

Value:	Mnemonic:	Description:
1	Yes	Yes
2	No	No

- Don't Know
- Refuse
- Empty

- On Input
- On Output

Array:

Skip Instructions: 1: Goto R10_COST

2,DK,RF: IF Ask_R[11] = 1 then goto PSCATR11
ELSEIF Ask_H[30] = 1 then goto PSCATH30
ELSE goto END_POPGRP9

Instrument SAS Name: PSCATR10

Destination Data Set: POP9

R10_COST

Field

BSECT20C.BLP_POPGRP9.R10_COST

Description: Purchase price

Form Pane Label: Cost

SAS Name: R10_COST

Tag Name: R10_COST

Inherited Universe:

Universe: PSCATR10 = 1

Universe Description: HH did have expenses for pet services in the last 6 months

Question Text: In the last **SIX MONTHS**, how much was ^YR_YRCUS last expense for pet services such as grooming, boarding, or training?

Fills: YR_YRCUS

Instructions: IF NUMHOUSE = 1 then fill "your"
ELSE fill "your household's"

Type: Integer

Length: 7

Min: 1

Max: 999999

Don't Know

Refuse

Empty

On Input

On Output

Array:

Special Instructions: Display a \$ and comma in the entry field

Skip Instructions: IF ENTRY lt 8 or gt 500 then goto ERR1_R10COST

ELSE goto R10STORE

Instrument SAS Name: R10_COST

Destination Data Set: POP9

Check

ERR1_R10COST
BSECT20C.BLP_POPGRP9.ERR1_R10COST

Description: Out of Range Check

Inherited Universe:

Universe: (R10_COST lt 8 or R10_COST gt 500) AND R10_COST <> DK AND R10_COST <>
RF

Universe Description:

Text: THE VALUE ENTERED IS UNUSUALLY HIGH OR LOW

PLEASE VERIFY AND IF CORRECT, ENTER ITEM LEVEL NOTE

Check Instructions:

Type: Soft

Skip Instructions: Suppress: Goto R10STORE

All others, go back to R10_COST

R10STORE

Field

BSECT20C.BLP_POPGRP9.R10STORE

Description: Where Purchased

Form Pane Label: Business

SAS Name: R10STORE

Tag Name: R10STORE

Inherited Universe:

Universe: PSCATR10 = 1

Universe Description: HH did have expenses for pet services in the last 6 months

Question Text: What is the name of the business where ^YOU_YRCU had this expense?

✦ Enter store, website, or company name

Fills: YOU_YRCU

Instructions: IF NUMHOUSE = 1 then fill "you"
ELSE fill "your household"

Type: String

Length: 45

Don't Know

Refuse

Empty

On Input

On Output

Array:

Special Instructions: IF uppercase entry contains ".COM" then set R10PURCH = 1
and "keep" and "Show"

Skip Instructions: IF uppercase entry does not contains ".COM" and is not a DK
or RF then goto R10PURCH

ELSEIF Ask_R[11] = 1 then goto PSCATR11

ELSEIF Ask_H[30] = 1 then goto PSCATH30

ELSE goto END_POPGRP9

Instrument SAS Name: R10STORE

Destination Data Set: POP9

R10PURCH

Field

BSECT20C.BLP_POPGRP9.R10PURCH

Description: Purchased Online or in person

Form Pane Label: Online

SAS Name: R10PURCH

Tag Name: R10PURCH

Inherited Universe:

Universe: R10STORE = RESPONSE and
(Uppercase entry in R10STORE does not contain ".COM")

Universe Description: Business name is not DK, RF or .COM

Question Text: Was this paid for -

Type: Enumerated

Length: 1

Answer List: Tonline

Value:	Mnemonic:	Description:
1	Online	Online?
2	InPerson	In person?
3	MailTel	By mail or telephone order?
4	Other	Other

- Don't Know
- Refuse
- Empty

- On Input
- On Output

Array:

Special Instructions: Answer list descriptions for options 1-3 should be bold black

Skip Instructions: 1,3,4,DK,RF: IF Ask_R[11] = 1 then goto PSCATR11
ELSEIF Ask_H[30] = 1 then goto PSCATH30
ELSE goto END_POPGRP9

2: Goto R10LOC

Instrument SAS Name: R10PURCH

Destination Data Set: POP9

R10LOC

Field

BSECT20C.BLP_POPGRP9.R10LOC

Description: Purchase location - City

Form Pane Label: Location - City

SAS Name: R10LOC

Tag Name: R10LOC

Inherited Universe:

Universe: R10PURCH = 2

Universe Description: Paid for in person

Question Text: In what city is ^R10STORE_Fill located?

Fills: R10STORE_Fill

Instructions: Fill entry from R10STORE

Type: String

Length: 45

- Don't Know
- Refuse
- Empty

- On Input
- On Output

Array:

Skip Instructions: Goto R10LOCST

Instrument SAS Name: R10LOC

Destination Data Set: POP9

Field

R10LOCST
BSECT20C.BLP_POPGRP9.R10LOCST

Description: Purchase location - State

Form Pane Label: State

SAS Name: R10LOCST

Tag Name: R10LOCST

Inherited Universe:

Universe: R10PURCH = 2

Universe Description: Paid for in person

Help Screen: H_DESTCODE

Question Text: ? [F1]

In what state is ^R10STORE_Fill located?

Enter the two character state abbreviation

Fills: R10STORE_Fill

Instructions: Fill entry from R10STORE

Type: String

Length: 2

- Don't Know
- Refuse
- Empty

- On Input
- On Output

Array:

Special Instructions: Use answer type TState - STRING[2], display width 4

Skip Instructions: IF entry is not a valid state abbreviation then
goto CK_R10LOCST

ELSEIF Ask_R[11] = 1 then goto PSCATR11
ELSEIF Ask_H[30] = 1 then goto PSCATH30
ELSE goto END_POPGRP9

Instrument SAS Name: R10LOCST

Destination Data Set: POP9

Check

CK_R10LOCST
BSECT20C.BLP_POPGRP9.CK_R10LOCST

Description: Not a valid state abbreviation

Inherited Universe:

Universe: (Entry in R10LOCST is not a valid state abbreviation) AND R10LOCST <> DK AND R10LOCST <> RF

Universe Description: State abbreviation entered is not valid

Text: * [Not a valid state abbreviation](#)

Check Instructions:

Type: Hard

Skip Instructions: Go back to R10LOCST

PSCATR11

Field

BSECT20C.BLP_POPGRP9.PSCATR11

Description: Had any expenses for vet services in last 6 months?

Form Pane Label: Vet Services

SAS Name: PSCATR11

Tag Name: PSCATR11

Inherited Universe:

Universe: Ask_R[11] = yes

Universe Description: Veterinarian expenses for pets not selected in 19A (Item = 19)

Question Text: ^PSCATR11Intro_Fill have ^YOU_ANYONE had any expenses for veterinarian services?

Fills: PSCATR11Intro_Fill

Instructions: If PSCATH31 = EMPTY and PSCATA03 = EMPTY and PSCATA13 = EMPTY AND PSCATA14 = EMPTY AND PSCATA04 = EMPTY AND PSCATR10 = EMPTY then fill "Now, please think about the last six months, since the first of ^SixMonthsAgo" ELSE fill "In the last SIX MONTHS,"

Fills: SixMonthsAgo

Instructions: IF CUR_MONTHNUM = 01 then fill "July YEAR minus 1 year"
ELSEIF CUR_MONTHNUM = 02 then fill "August YEAR minus 1 year"
ELSEIF CUR_MONTHNUM = 03 then fill "September YEAR minus 1 year"
ELSEIF CUR_MONTHNUM = 04 then fill "October YEAR minus 1 year"
ELSEIF CUR_MONTHNUM = 05 then fill "November YEAR minus 1 year"
ELSEIF CUR_MONTHNUM = 06 then fill "December YEAR minus 1 year"
ELSEIF CUR_MONTHNUM = 07 then fill "January YEAR"
ELSEIF CUR_MONTHNUM = 08 then fill "February YEAR"
ELSEIF CUR_MONTHNUM = 09 then fill "March YEAR"
ELSEIF CUR_MONTHNUM = 10 then fill "April YEAR"
ELSEIF CUR_MONTHNUM = 11 then fill "May YEAR"
ELSEIF CUR_MONTHNUM = 12 then fill "June YEAR"

Fills: YOU_ANYONE

Instructions: IF NUMHOUSE = 1 then fill "you"
ELSE fill "you or anyone in your household"

Type: Enumerated

Length: 1

Answer List: TYesNo

Value:	Mnemonic:	Description:
1	Yes	Yes
2	No	No

- Don't Know
- Refuse
- Empty

- On Input
- On Output

Array:

Skip Instructions: 1: Goto R11_COST

2,DK,RF: IF Ask_H[30] = 1 then goto PSCATH30
ELSE goto END_POPGRP9

Instrument SAS Name: PSCATR11

Destination Data Set: POP9

R11_COST

Field

BSECT20C.BLP_POPGRP9.R11_COST

Description: Purchase price

Form Pane Label: Cost

SAS Name: R11_COST

Tag Name: R11_COST

Inherited Universe:

Universe: PSCATR11 = 1

Universe Description: HH did have expenses for vet services in last 6 months

Question Text: In the last **SIX MONTHS**, how much was ^YR_YRCUS last expense for veterinarian services?

Fills: YR_YRCUS

Instructions: IF NUMHOUSE = 1 then fill "your"
ELSE fill "your household's"

Type: Integer

Length: 7

Min: 1

Max: 999999

Don't Know

Refuse

Empty

On Input

On Output

Array:

Special Instructions: Display a \$ and comma in the entry field

Skip Instructions: IF ENTRY lt 12 or gt 700 then goto ERR1_R11COST

ELSE goto R11STORE

Instrument SAS Name: R11_COST

Destination Data Set: POP9

Check

ERR1_R11COST
BSECT20C.BLP_POPGRP9.ERR1_R11COST

Description: Out of Range Check

Inherited Universe:

Universe: (R11_COST lt 12 or R11_COST gt 700) AND R11_COST <> DK AND R11_COST <>
RF

Universe Description:

Text: THE VALUE ENTERED IS UNUSUALLY HIGH OR LOW

PLEASE VERIFY AND IF CORRECT, ENTER ITEM LEVEL NOTE

Check Instructions:

Type: Soft

Skip Instructions: Suppress: Goto R11STORE

All others, go back to R11_COST

R11STORE

Field

BSECT20C.BLP_POPGRP9.R11STORE

Description: Where Purchased

Form Pane Label: Business

SAS Name: R11STORE

Tag Name: R11STORE

Inherited Universe:

Universe: PSCATR11 = 1

Universe Description: HH did have expenses for vet services in last 6 months

Question Text: What is the name of the business where ^YOU_YRCU had this expense?

✦ Enter store, website, or company name

Fills: YOU_YRCU

Instructions: IF NUMHOUSE = 1 then fill "you"
ELSE fill "your household"

Type: String

Length: 45

Don't Know

Refuse

Empty

On Input

On Output

Array:

Special Instructions: IF uppercase entry contains ".COM" then set R11PURCH = 1
and "keep" and "Show"

Skip Instructions: IF uppercase entry does not contains ".COM" and is not a DK
or RF then goto R11PURCH

ELSEIF Ask_H[30] = 1 then goto PSCATH30

ELSE goto END_POPGRP9

Instrument SAS Name: R11STORE

Destination Data Set: POP9

R11PURCH

Field

BSECT20C.BLP_POPGRP9.R11PURCH

Description: Purchased Online or in person

Form Pane Label: Online

SAS Name: R11PURCH

Tag Name: R11PURCH

Inherited Universe:

Universe: R11STORE = RESPONSE and
(Uppercase entry in R11STORE does not contain ".COM")

Universe Description: Business name is not DK, RF or .COM

Question Text: Was this paid for -

Type: Enumerated

Length: 1

Answer List: Tonline

Value:	Mnemonic:	Description:
1	Online	Online?
2	InPerson	In person?
3	MailTel	By mail or telephone order?
4	Other	Other

- Don't Know
- Refuse
- Empty

- On Input
- On Output

Array:

Special Instructions: Answer list descriptions for options 1-3 should be bold black

Skip Instructions: 1,3,4,DK,RF: IF Ask_H[30] = 1 then goto PSCATH30
ELSE goto END_POPGRP9

2: Goto R11LOC

Instrument SAS Name: R11PURCH

Destination Data Set: POP9

R11LOC

Field

BSECT20C.BLP_POPGRP9.R11LOC

Description: Purchase location - City

Form Pane Label: Location - City

SAS Name: R11LOC

Tag Name: R11LOC

Inherited Universe:

Universe: R11PURCH = 2

Universe Description: Paid for in person

Question Text: In what city is ^R11STORE_Fill located?

Fills: R11STORE_Fill

Instructions: Fill entry from R11STORE

Type: String

Length: 45

- Don't Know
- Refuse
- Empty

- On Input
- On Output

Array:

Skip Instructions: Goto R11LOCST

Instrument SAS Name: R11LOC

Destination Data Set: POP9

Field

R11LOCST
BSECT20C.BLP_POPGRP9.R11LOCST

Description: Purchase location - State

Form Pane Label: State

SAS Name: R11LOCST

Tag Name: R11LOCST

Inherited Universe:

Universe: R11PURCH = 2

Universe Description: Paid for in person

Help Screen: H_DESTCODE

Question Text: ? [F1]

In what state is ^R11STORE_Fill located?

Enter the two character state abbreviation

Fills: R11STORE_Fill

Instructions: Fill entry from R11STORE

Type: String

Length: 2

- Don't Know
- Refuse
- Empty

- On Input
- On Output

Array:

Special Instructions: Use answer type TState - STRING[2], display width 4

Skip Instructions: IF entry is not a valid state abbreviation then
goto CK_R11LOCST

ELSEIF Ask_H[30] = 1 then goto PSCATH30
ELSE goto END_POPGRP9

Instrument SAS Name: R11LOCST

Destination Data Set: POP9

Check

CK_R11LOCST
BSECT20C.BLP_POPGRP9.CK_R11LOCST

Description: Not a valid state abbreviation

Inherited Universe:

Universe: (Entry in R11LOCST is not a valid state abbreviation) AND R11LOCST <> DK AND R11LOCST <> RF

Universe Description: State abbreviation entered is not valid

Text: * [Not a valid state abbreviation](#)

Check Instructions:

Type: Hard

Skip Instructions: Go back to R11LOCST

PSCATH30

Field

BSECT20C.BLP_POPGRP9.PSCATH30

Description: Purchased any barbeque grills, powered lawn or garden equipment, or outdoor decorations in past 12 months?

Form Pane Label: Lawn Items

SAS Name: PSCATH30

Tag Name: PSCATH30

Inherited Universe:

Universe: Ask_H[30] = yes

Universe Description: Lawn mowing machinery or other yard equipment not selected in section 6B or 8A (Item = 16, Item = 13)

Question Text: Now, please think about the last 12 months, since the first of ^TwelveMonthsAgo, have ^YOU_ANYONE purchased any barbeque grills, powered lawn or garden equipment, or outdoor decorations?

Fills: TwelveMonthsAgo

Instructions: IF CUR_MONTHNUM = 01 then fill "December YEAR minus 2 years"
IF CUR_MONTHNUM = 02 then fill "January YEAR minus 1 year"
IF CUR_MONTHNUM = 03 then fill "February YEAR minus 1 year"
ELSEIF CUR_MONTHNUM = 04 then fill "March YEAR minus 1 year"
ELSEIF CUR_MONTHNUM = 05 then fill "April YEAR minus 1 year"
ELSEIF CUR_MONTHNUM = 06 then fill "May YEAR minus 1 year"
ELSEIF CUR_MONTHNUM = 07 then fill "June YEAR minus 1 year"
ELSEIF CUR_MONTHNUM = 08 then fill "July YEAR minus 1 year"
ELSEIF CUR_MONTHNUM = 09 then fill "August YEAR minus 1 year"
ELSEIF CUR_MONTHNUM = 10 then fill "September YEAR minus 1 year"
ELSEIF CUR_MONTHNUM = 11 then fill "October YEAR minus 1 year"
ELSEIF CUR_MONTHNUM = 12 then fill "November YEAR minus 1 year"

Fills: YOU_ANYONE

Instructions: IF NUMHOUSE = 1 then fill "you"
ELSE fill "you or anyone in your household"

Type: Enumerated

Length: 1

Answer List: TYesNo

Value:	Mnemonic:	Description:
--------	-----------	--------------

1	Yes	Yes
2	No	No

- Don't Know
- Refuse
- Empty

- On Input
- On Output

Array:

Skip Instructions: 1: Goto H30_COST

2,DK,RF: Goto END_POPGRP9

Instrument SAS Name: PSCATH30

Destination Data Set: POP9

H30_COST

Field

BSECT20C.BLP_POPGRP9.H30_COST

Description: Purchase price

Form Pane Label: Cost

SAS Name: H30_COST

Tag Name: H30_COST

Inherited Universe:

Universe: PSCATH30 = 1

Universe Description: HH did purchase barbeque grills, powered lawn or garden equipment, or outdoor decorations in the last 12 months

Question Text: In the last 12 MONTHS, how much did ^YOU_YRCU spend on your last purchase of barbeque grills, powered lawn or garden equipment, or outdoor decorations?

Fills: YOU_YRCU

Instructions: IF NUMHOUSE = 1 then fill "you"
ELSE fill "your household"

Type: Integer

Length: 7

Min: 1

Max: 999999

Don't Know

Refuse

Empty

On Input

On Output

Array:

Special Instructions: Display a \$ and comma in the entry field

Skip Instructions: IF ENTRY lt 5 or gt 2500 then goto ERR1_H30COST

ELSE goto H30STORE

Instrument SAS Name: H30_COST

Destination Data Set: POP9

ERR1_H30COST

Check

BSECT20C.BLP_POPGRP9.ERR1_H30COST

Description: Out of Range Check

Inherited Universe:

Universe: (H30_COST lt 5 or H30_COST gt 2500) AND H30_COST <> DK AND H30_COST <>
RF

Universe Description:

Text: THE VALUE ENTERED IS UNUSUALLY HIGH OR LOW

PLEASE VERIFY AND IF CORRECT, ENTER ITEM LEVEL NOTE

Check Instructions:

Type: Soft

Skip Instructions: Suppress: Goto H30STORE

All others, go back to H30_COST

Field

H30STORE
BSECT20C.BLP_POPGRP9.H30STORE

Description: Where Purchased

Form Pane Label: Business

SAS Name: H30STORE

Tag Name: H30STORE

Inherited Universe:

Universe: PSCATH30 = 1

Universe Description: HH did purchase barbeque grills, powered lawn or garden equipment, or outdoor decorations in the last 12 months

Question Text: What is the name of the business where this was last purchased?

✦ [Enter store, website, or company name](#)

Type: String

Length: 45

- Don't Know
- Refuse
- Empty

- On Input
- On Output

Array:

Special Instructions: IF uppercase entry contains ".COM" then set H30PURCH = 1 and "keep" and "Show"

Skip Instructions: IF uppercase entry does not contains ".COM" and is not a DK or RF then goto H30PURCH

ELSE goto END_POPGRP9

Instrument SAS Name: H30STORE

Destination Data Set: POP9

H30PURCH

Field

BSECT20C.BLP_POPGRP9.H30PURCH

Description: Purchased Online or in person

Form Pane Label: Online

SAS Name: H30PURCH

Tag Name: H30PURCH

Inherited Universe:

Universe: H30STORE = RESPONSE and
(Uppercase entry in H30STORE does not contain ".COM")

Universe Description: Business name is not DK, RF or .COM

Question Text: Was this paid for -

Type: Enumerated

Length: 1

Answer List: Tonline

Value:	Mnemonic:	Description:
1	Online	Online?
2	InPerson	In person?
3	MailTel	By mail or telephone order?
4	Other	Other

- Don't Know
- Refuse
- Empty

- On Input
- On Output

Array:

Special Instructions: Answer list descriptions for options 1-3 should be bold black

Skip Instructions: 1,3,4,DK,RF: Goto END_POPGRP9

2: Goto H30LOC

Instrument SAS Name: H30PURCH

Destination Data Set: POP9

H30LOC

Field

BSECT20C.BLP_POPGRP9.H30LOC

Description: Purchase location - City

Form Pane Label: Location - City

SAS Name: H30LOC

Tag Name: H30LOC

Inherited Universe:

Universe: H30PURCH = 2

Universe Description: Paid for in person

Question Text: In what city is ^H30STORE_Fill located?

Fills: H30STORE_Fill

Instructions: Fill entry from H30STORE

Type: String

Length: 45

- Don't Know
- Refuse
- Empty

- On Input
- On Output

Array:

Skip Instructions: Goto H30LOCST

Instrument SAS Name: H30LOC

Destination Data Set: POP9

Field

H30LOCST
BSECT20C.BLP_POPGRP9.H30LOCST

Description: Purchase location - State

Form Pane Label: State

SAS Name: H30LOCST

Tag Name: H30LOCST

Inherited Universe:

Universe: H30PURCH = 2

Universe Description: Paid for in person

Help Screen: H_DESTCODE

Question Text: ? [F1]

In what state is ^H30STORE_Fill located?

Enter the two character state abbreviation

Fills: H30STORE_Fill

Instructions: Fill entry from H30STORE

Type: String

Length: 2

- Don't Know
- Refuse
- Empty

- On Input
- On Output

Array:

Special Instructions: Use answer type TState - STRING[2], display width 4

Skip Instructions: IF entry is not a valid state abbreviation then
goto CK_H30LOCST

ELSE goto END_POPGRP9

Instrument SAS Name: H30LOCST

Destination Data Set: POP9

Check

CK_H30LOCST
BSECT20C.BLP_POPGRP9.CK_H30LOCST

Description: Not a valid state abbreviation

Inherited Universe:

Universe: (Entry in H30LOCST is not a valid state abbreviation) AND H30LOCST <> DK AND H30LOCST <> RF

Universe Description: State abbreviation entered is not valid

Text: * [Not a valid state abbreviation](#)

Check Instructions:

Type: Hard

Skip Instructions: Go back to H30LOCST

END_POPGRP9

Field

BSECT20C.BLP_POPGRP9.END_POPGRP9

Description: End of Section 20C - Pop Group 9

Form Pane Label:

SAS Name:

Tag Name:

Inherited Universe:

Universe:

Universe Description:

Question Text:

Type: Classification

Length: 0

- Don't Know
- Refuse
- Empty

- On Input
- On Output

Store Instructions: Set complete flag

```
IF Ask_A[03] = no and Ask_A[13] = no and Ask_A[14] = no and  
Ask_A[04] = no and Ask_R[10] = no and Ask_R[11] = no and  
Ask_H[30] = no THEN set S20C_Complete = 1
```

```
ELSEIF Ask_H[30] = yes THEN:  
  IF (PSCATH30 = 2, DK or RF) or  
    (H30STORE contains .COM or is DK or RF) or  
    (H30PURCH = 1, 3, 4, DK or RF) or  
    (H30LOCST = RESPONSE, DK or RF) then  
    set S20C_Complete = 1  
  ELSE set S20C_Compete = 2  
END
```

```
ELSEIF Ask_R[11] = yes THEN:  
  IF (PSCATR11 = 2, DK or RF) or  
    (R11STORE contains .COM or is DK or RF) or  
    (R11PURCH = 1, 3, 4, DK or RF) or
```

```
(R11LOCST = RESPONSE, DK or RF) then
  Set S20C_Complete = 1
ELSE set S20C_Compete = 2
END
```

```
ELSEIF Ask_R[10] = yes THEN:
  IF (PSCATR10 = 2, DK or RF) or
    (R10STORE contains .COM or is DK or RF) or
    (R10PURCH = 1, 3, 4, DK or RF) or
    (R10LOCST = RESPONSE, DK or RF) then
    Set S20C_Complete = 1
  ELSE set S20C_Compete = 2
END
```

```
ELSEIF Ask_A[04] = yes THEN:
  IF (PSCATA04 = 2, DK or RF) or
    (A04STORE contains .COM or is DK or RF) or
    (A04PURCH = 1, 3, 4, DK or RF) or
    (A04LOCST = RESPONSE, DK or RF) then
    Set S20C_Complete = 1
  ELSE set S20C_Compete = 2
END
```

```
ELSEIF Ask_A[14] = yes THEN:
  IF (PSCATEA14= 2, DK or RF) or
    (A14STORE contains .COM or is DK or RF) or
    (A14PURCH = 1, 3, 4, DK or RF) or
    (A14LOCST = RESPONSE, DK or RF) then
    Set S20C_Complete = 1
  ELSE set S20C_Compete = 2
END
```

```
ELSEIF Ask_A[13] = yes THEN:
  IF (PSCATA13 = 2, DK or RF) or
    (A13STORE contains .COM or is DK or RF) or
    (A13PURCH = 1, 3, 4, DK or RF) or
    (A13LOCST = RESPONSE, DK or RF) then
    set S20C_Complete = 1
  ELSE set S20C_Compete = 2
END
```

```
ELSEIF Ask_A[03] = yes THEN:
  IF (PSCATA03 = 2, DK or RF) or
    (A03STORE contains .COM or is DK or RF) or
    (A03PURCH = 1, 3, 4, DK or RF) or
    (A03LOCST = RESPONSE, DK or RF) then
    Set S20C_Complete = 1
```

```
ELSE set S20C_Compete = 2  
END  
END
```

Array:

Skip Instructions: Exit section 20C and goto the next appropriate section

Field

POP10_AskFlags

BSECT20C.POP10_AskFlags

Description: Set PopGrp 10 "Ask" flags

Form Pane Label:

SAS Name:

Tag Name:

Inherited Universe:

Universe:

Universe Description:

Question Text:

Type: Classification

Length: 0

- Don't Know
- Refuse
- Empty

- On Input
- On Output

Store Instructions: Set question eligibility flags

```
IF RT10.POPGRP = 10 and SECTCOMP[11] = 1 THEN:
```

```
    set Ask_A[12] = yes  
    set Ask_A[10] = yes  
    set Ask_A[11] = yes  
    set Ask_A[16] = yes  
    set Ask_A[08] = yes  
    set Ask_A[09] = yes
```

```
IF BSect11.VOPOIL = 2 and BSect11.VOPFLUID = 2 then  
    set Ask_T[09] = yes  
ENDIF
```

```
IF BSect11.LP11A_Flag[1] = no and  
   BSect11.LP11A_Flag[3] = no and  
   BSect11.LP11A_Flag[10] = no and
```

```
BSect11.LP11A_Flag[11] = no then  
  set Ask_T[08] = yes  
ENDIF
```

```
IF BSect11.LP11A_Flag[5] = no then set Ask_T[07] = yes  
ENDIF
```

```
ENDIF
```

Array:

Block

BLP_POPGRP10
BSECT20C.BLP_POPGRP10

Description: Extended Recall Questions for Pop Group 10

Tab Name:

Fly Over Name:

Universe Type: If

Inherited Universe:

Universe: RT10.POPGRP = 10 AND SECTCOMP[11] = 1

Universe Description:

Array:

Block Instructions:

PGRP10_INTRO

Field

BSECT20C.BLP_POPGRP10.PGRP10_INTRO

Description: Introduction

Form Pane Label: Intro

SAS Name:

Tag Name: PGRP10_INTRO

Inherited Universe:

Universe: Ask_A[12] = yes or Ask_A[10] = yes or Ask_A[11] = yes or
Ask_A[16] = yes or Ask_A[08] = yes or Ask_T[09] = yes or
Ask_T[08] = yes or Ask_T[07] = yes or Ask_A[09] = yes

Universe Description:

Question Text: The next few questions are about expenses made by ^YOU_ANYONE during the last 12 months, that is, as far back as ^TwelveMonthsAgo. We have used the responses that you've already given us to shorten this part of the interview, so I'll only be asking you about expenses that you told me that you did not have in the last three months.

Fills: YOU_ANYONE

Instructions: IF NUMHOUSE = 1 then fill "you"
ELSE fill "you or anyone in your household"

Fills: TwelveMonthsAgo

Instructions: IF CUR_MONTHNUM = 01 then fill "December YEAR minus 2 years"
IF CUR_MONTHNUM = 02 then fill "January YEAR minus 1 year"
IF CUR_MONTHNUM = 03 then fill "February YEAR minus 1 year"
ELSEIF CUR_MONTHNUM = 04 then fill "March YEAR minus 1 year"
ELSEIF CUR_MONTHNUM = 05 then fill "April YEAR minus 1 year"
ELSEIF CUR_MONTHNUM = 06 then fill "May YEAR minus 1 year"
ELSEIF CUR_MONTHNUM = 07 then fill "June YEAR minus 1 year"
ELSEIF CUR_MONTHNUM = 08 then fill "July YEAR minus 1 year"
ELSEIF CUR_MONTHNUM = 09 then fill "August YEAR minus 1 year"
ELSEIF CUR_MONTHNUM = 10 then fill "September YEAR minus 1 year"
ELSEIF CUR_MONTHNUM = 11 then fill "October YEAR minus 1 year"
ELSEIF CUR_MONTHNUM = 12 then fill "November YEAR minus 1 year"

Type: Enumerated

Length: 1

Answer List: TContinue

Value:	Mnemonic:	Description:
1	Continue	Enter 1 to Continue

- Don't Know
- Refuse
- Empty

- On Input
- On Output

Array:

Skip Instructions: IF Ask_A[12] = 1 then goto PSCATA12
ELSEIF Ask_A[10] = 1 then goto PSCATA10
ELSEIF Ask_A[11] = 1 then goto PSCATA11
ELSEIF Ask_A[16] = 1 then goto PSCATA16
ELSEIF Ask_A[08] = 1 then goto PSCATA08
ELSEIF Ask_T[09] = 1 then goto PSCATT09
ELSEIF Ask_T[08] = 1 then goto PSCATT08
ELSEIF Ask_T[07] = 1 then goto PSCATT07
ELSEIF Ask_A[09] = 1 then goto PSCATA09
ELSE goto END_POPGRP10

Instrument SAS Name: PGRP10_INTRO

PSCATA12

Field

BSECT20C.BLP_POPGRP10.PSCATA12

Description: Purchased any women's suits in last 6 months

Form Pane Label: Women's Suits

SAS Name: PSCATA12

Tag Name: PSCATA12

Inherited Universe:

Universe: Ask_A[12] = yes

Universe Description: Women's suits or vests was not selected in 9A (item = 3 or 4)

Question Text: Now, please think about the last six months, since the first of ^SixMonthsAgo, have ^YOU_ANYONE purchased any women's suits or suit components?

Fills: SixMonthsAgo

Instructions: IF CUR_MONTHNUM = 01 then fill "July YEAR minus 1 year"
ELSEIF CUR_MONTHNUM = 02 then fill "August YEAR minus 1 year"
ELSEIF CUR_MONTHNUM = 03 then fill "September YEAR minus 1 year"
ELSEIF CUR_MONTHNUM = 04 then fill "October YEAR minus 1 year"
ELSEIF CUR_MONTHNUM = 05 then fill "November YEAR minus 1 year"
ELSEIF CUR_MONTHNUM = 06 then fill "December YEAR minus 1 year"
ELSEIF CUR_MONTHNUM = 07 then fill "January YEAR"
ELSEIF CUR_MONTHNUM = 08 then fill "February YEAR"
ELSEIF CUR_MONTHNUM = 09 then fill "March YEAR"
ELSEIF CUR_MONTHNUM = 10 then fill "April YEAR"
ELSEIF CUR_MONTHNUM = 11 then fill "May YEAR"
ELSEIF CUR_MONTHNUM = 12 then fill "June YEAR"

Fills: YOU_ANYONE

Instructions: IF NUMHOUSE = 1 then fill "you"
ELSE fill "you or anyone in your household"

Type: Enumerated

Length: 1

Answer List: TYesNo

Value:	Mnemonic:	Description:
1	Yes	Yes
2	No	No

Don't Know
 Refuse
 Empty

On Input
 On Output

Array:

Skip Instructions: 1: Goto A12_COST

```
2,DK,RF: IF Ask_A[10] = 1 then goto PSCATA10
        ELSEIF Ask_A[11] = 1 then goto PSCATA11
        ELSEIF Ask_A[16] = 1 then goto PSCATA16
        ELSEIF Ask_A[08] = 1 then goto PSCATA08
        ELSEIF Ask_T[09] = 1 then goto PSCATT09
        ELSEIF Ask_T[08] = 1 then goto PSCATT08
        ELSEIF Ask_T[07] = 1 then goto PSCATT07
        ELSEIF Ask_A[09] = 1 then goto PSCATA09
        ELSE goto END_POPGRP10
```

Instrument SAS Name: PSCATA12

Destination Data Set: POP10

A12_COST

Field

BSECT20C.BLP_POPGRP10.A12_COST

Description: Purchase price

Form Pane Label: Cost

SAS Name: A12_COST

Tag Name: A12_COST

Inherited Universe:

Universe: PSCATA12 = 1

Universe Description: HH did purchase women's suits in the last 6 months

Question Text: In the last **SIX MONTHS**, how much did ^YOU_YRCU spend on your last purchase of women's suits or suit components?

Fills: YOU_YRCU

Instructions: IF NUMHOUSE = 1 then fill "you"
ELSE fill "your household"

Type: Integer

Length: 7

Min: 1

Max: 999999

Don't Know

Refuse

Empty

On Input

On Output

Array:

Special Instructions: Display a \$ and comma in the entry field

Skip Instructions: IF ENTRY lt 18 or gt 1000 then goto ERR1_A12COST

ELSE goto A12STORE

Instrument SAS Name: A12_COST

Destination Data Set: POP10

Check

ERR1_A12COST
BSECT20C.BLP_POPGRP10.ERR1_A12COST

Description: Out of Range Check

Inherited Universe:

Universe: (A12_COST lt 18 or A12_COST gt 1000) AND A12_COST <> DK AND A12_COST <> RF

Universe Description:

Text: THE VALUE ENTERED IS UNUSUALLY HIGH OR LOW

PLEASE VERIFY AND IF CORRECT, ENTER ITEM LEVEL NOTE

Check Instructions:

Type: Soft

Skip Instructions: Suppress: Goto A12STORE

All others, go back to A12_COST

A12STORE

Field

BSECT20C.BLP_POPGRP10.A12STORE

Description: Where Purchased

Form Pane Label: Business

SAS Name: A12STORE

Tag Name: A12STORE

Inherited Universe:

Universe: PSCATA12 = 1

Universe Description: HH did purchase women's suits in the last 6 months

Question Text: What is the name of the business where this was last purchased?

✦ Enter store, website, or company name

Type: String

Length: 45

Don't Know

Refuse

Empty

On Input

On Output

Array:

Special Instructions: IF uppercase entry contains ".COM" then set A12PURCH = 1
and "keep" and "Show"

Skip Instructions: IF uppercase entry does not contains ".COM" and is not a DK
or RF then goto A12PURCH

```
ELSEIF Ask_A[10] = 1 then goto PSCATA10
ELSEIF Ask_A[11] = 1 then goto PSCATA11
ELSEIF Ask_A[16] = 1 then goto PSCATA16
ELSEIF Ask_A[08] = 1 then goto PSCATA08
ELSEIF Ask_T[09] = 1 then goto PSCATT09
ELSEIF Ask_T[08] = 1 then goto PSCATT08
ELSEIF Ask_T[07] = 1 then goto PSCATT07
ELSEIF Ask_A[09] = 1 then goto PSCATA09
ELSE goto END_POPGRP10
```

Instrument SAS Name: A12STORE

Destination Data Set: POP10

A12PURCH

Field

BSECT20C.BLP_POPGRP10.A12PURCH

Description: Purchased Online or in person

Form Pane Label: Online

SAS Name: A12PURCH

Tag Name: A12PURCH

Inherited Universe:

Universe: A12STORE = RESPONSE and
(Uppercase entry in A12STORE does not contain ".COM")

Universe Description: Business name is not DK, RF or .COM

Question Text: Was this paid for -

Type: Enumerated

Length: 1

Answer List: Tonline

Value:	Mnemonic:	Description:
1	Online	Online?
2	InPerson	In person?
3	MailTel	By mail or telephone order?
4	Other	Other

- Don't Know
- Refuse
- Empty

- On Input
- On Output

Array:

Special Instructions: Answer list descriptions for options 1-3 should be bold black

Skip Instructions: 1,3,4,DK,RF: IF Ask_A[10] = 1 then goto PSCATA10
ELSEIF Ask_A[11] = 1 then goto PSCATA11
ELSEIF Ask_A[16] = 1 then goto PSCATA16
ELSEIF Ask_A[08] = 1 then goto PSCATA08
ELSEIF Ask_T[09] = 1 then goto PSCATT09

```
ELSEIF Ask_T[08] = 1 then goto PSCATT08  
ELSEIF Ask_T[07] = 1 then goto PSCATT07  
ELSEIF Ask_A[09] = 1 then goto PSCATA09  
ELSE goto END_POPGRP10
```

2: Goto A12LOC

Instrument SAS Name: A12PURCH

Destination Data Set: POP10

A12LOC

Field

BSECT20C.BLP_POPGRP10.A12LOC

Description: Purchase location - City

Form Pane Label: Location - City

SAS Name: A12LOC

Tag Name: A12LOC

Inherited Universe:

Universe: A12PURCH = 2

Universe Description: Paid for in person

Question Text: In what city is ^A12STORE_Fill located?

Fills: A12STORE_Fill

Instructions: Fill entry from A12STORE

Type: String

Length: 45

- Don't Know
- Refuse
- Empty

- On Input
- On Output

Array:

Skip Instructions: Goto A12LOCST

Instrument SAS Name: A12LOC

Destination Data Set: POP10

Field

A12LOCST
BSECT20C.BLP_POPGRP10.A12LOCST

Description: Purchase location - State

Form Pane Label: State

SAS Name: A12LOCST

Tag Name: A12LOCST

Inherited Universe:

Universe: A12PURCH = 2

Universe Description: Paid for in person

Help Screen: H_DESTCODE

Question Text: ? [F1]

In what state is ^A12STORE_Fill located?

Enter the two character state abbreviation

Fills: A12STORE_Fill

Instructions: Fill entry from A12STORE

Type: String

Length: 2

Don't Know
 Refuse
 Empty

On Input
 On Output

Array:

Special Instructions: Use answer type TState - STRING[2], display width 4

Skip Instructions: IF entry is not a valid state abbreviation then
goto CK_A12LOCST

ELSEIF Ask_A[10] = 1 then goto PSCATA10
ELSEIF Ask_A[11] = 1 then goto PSCATA11
ELSEIF Ask_A[16] = 1 then goto PSCATA16
ELSEIF Ask_A[08] = 1 then goto PSCATA08

```
ELSEIF Ask_T[09] = 1 then goto PSCATT09  
ELSEIF Ask_T[08] = 1 then goto PSCATT08  
ELSEIF Ask_T[07] = 1 then goto PSCATT07  
ELSEIF Ask_A[09] = 1 then goto PSCATA09  
ELSE goto END_POPGRP10
```

Instrument SAS Name: A12LOCST

Destination Data Set: POP10

Check

CK_A12LOCST
BSECT20C.BLP_POPGRP10.CK_A12LOCST

Description: Not a valid state abbreviation

Inherited Universe:

Universe: (Entry in A12LOCST is not a valid state abbreviation) AND A12LOCST <> DK AND A12LOCST <> RF

Universe Description: State abbreviation entered is not valid

Text: * [Not a valid state abbreviation](#)

Check Instructions:

Type: Hard

Skip Instructions: Go back to A12LOCST

PSCATA10

Field

BSECT20C.BLP_POPGRP10.PSCATA10

Description: Purchased any women's dresses in last 6 months

Form Pane Label: Women's Dresses

SAS Name: PSCATA10

Tag Name: PSCATA10

Inherited Universe:

Universe: Ask_A[10] = yes

Universe Description: Women's dresses was not selected in 9A (Item = 7)

Question Text: ^PSCATA10Intro_Fill have ^YOU_ANYONE purchased any women's dresses?

Fills: YOU_ANYONE

Instructions: IF NUMHOUSE = 1 then fill "you"
ELSE fill "you or anyone in your household"

Fills: PSCATA10Intro_Fill

Instructions: If PSCATA12 = EMPTY then fill "Now, please think about the last six months,
since the first of ^SixMonthsAgo,"
ELSE fill "In the last SIX MONTHS,"

Fills: SixMonthsAgo

Instructions: IF CUR_MONTHNUM = 01 then fill "July YEAR minus 1 year"
ELSEIF CUR_MONTHNUM = 02 then fill "August YEAR minus 1 year"
ELSEIF CUR_MONTHNUM = 03 then fill "September YEAR minus 1 year"
ELSEIF CUR_MONTHNUM = 04 then fill "October YEAR minus 1 year"
ELSEIF CUR_MONTHNUM = 05 then fill "November YEAR minus 1 year"
ELSEIF CUR_MONTHNUM = 06 then fill "December YEAR minus 1 year"
ELSEIF CUR_MONTHNUM = 07 then fill "January YEAR"
ELSEIF CUR_MONTHNUM = 08 then fill "February YEAR"
ELSEIF CUR_MONTHNUM = 09 then fill "March YEAR"
ELSEIF CUR_MONTHNUM = 10 then fill "April YEAR"
ELSEIF CUR_MONTHNUM = 11 then fill "May YEAR"
ELSEIF CUR_MONTHNUM = 12 then fill "June YEAR"

Type: Enumerated

Length: 1

Answer List: TYesNo

Value:	Mnemonic:	Description:
1	Yes	Yes
2	No	No

- Don't Know
- Refuse
- Empty

- On Input
- On Output

Array:

Skip Instructions: 1: Goto A10_COST

```
2,DK,RF: IF Ask_A[11] = 1 then goto PSCATA11
          ELSEIF Ask_A[16] = 1 then goto PSCATA16
          ELSEIF Ask_A[08] = 1 then goto PSCATA08
          ELSEIF Ask_T[09] = 1 then goto PSCATT09
          ELSEIF Ask_T[08] = 1 then goto PSCATT08
          ELSEIF Ask_T[07] = 1 then goto PSCATT07
          ELSEIF Ask_A[09] = 1 then goto PSCATA09
          ELSE goto END_POPGRP10
```

Instrument SAS Name: PSCATA10

Destination Data Set: POP10

A10_COST

Field

BSECT20C.BLP_POPGRP10.A10_COST

Description: Purchase price

Form Pane Label: Cost

SAS Name: A10_COST

Tag Name: A10_COST

Inherited Universe:

Universe: PSCATA10 = 1

Universe Description: HH did purchase women's dresses in the last 6 months

Question Text: In the last **SIX MONTHS**, how much did ^YOU_YRCU spend on your last purchase of women's dresses?

Fills: YOU_YRCU

Instructions: IF NUMHOUSE = 1 then fill "you"
ELSE fill "your household"

Type: Integer

Length: 7

Min: 1

Max: 999999

Don't Know

Refuse

Empty

On Input

On Output

Array:

Special Instructions: Display a \$ and comma in the entry field

Skip Instructions: IF ENTRY lt 8 or gt 455 then goto ERR1_A10COST

ELSE goto A10STORE

Instrument SAS Name: A10_COST

Destination Data Set: POP10

Check

ERR1_A10COST
BSECT20C.BLP_POPGRP10.ERR1_A10COST

Description: Out of Range Check

Inherited Universe:

Universe: (A10_COST lt 8 or A10_COST gt 455) AND A10_COST <> DK AND A10_COST <>
RF

Universe Description:

Text: THE VALUE ENTERED IS UNUSUALLY HIGH OR LOW

PLEASE VERIFY AND IF CORRECT, ENTER ITEM LEVEL NOTE

Check Instructions:

Type: Soft

Skip Instructions: Suppress: Goto A10STORE

All others, go back to A10_COST

A10STORE

Field

BSECT20C.BLP_POPGRP10.A10STORE

Description: Where Purchased

Form Pane Label: Business

SAS Name: A10STORE

Tag Name: A10STORE

Inherited Universe:

Universe: PSCATA10 = 1

Universe Description: HH did purchase women's dresses in the last 6 months

Question Text: What is the name of the business where this was last purchased?

✦ Enter store, website, or company name

Type: String

Length: 45

Don't Know

Refuse

Empty

On Input

On Output

Array:

Special Instructions: IF uppercase entry contains ".COM" then set A10PURCH = 1
and "keep" and "Show"

Skip Instructions: IF uppercase entry does not contains ".COM" and is not a DK
or RF then goto A10PURCH

ELSEIF Ask_A[11] = 1 then goto PSCATA11

ELSEIF Ask_A[16] = 1 then goto PSCATA16

ELSEIF Ask_A[08] = 1 then goto PSCATA08

ELSEIF Ask_T[09] = 1 then goto PSCATT09

ELSEIF Ask_T[08] = 1 then goto PSCATT08

ELSEIF Ask_T[07] = 1 then goto PSCATT07

ELSEIF Ask_A[09] = 1 then goto PSCATA09

ELSE goto END_POPGRP10

Instrument SAS Name: A10STORE

Destination Data Set: POP10

A10PURCH

Field

BSECT20C.BLP_POPGRP10.A10PURCH

Description: Purchased Online or in person

Form Pane Label: Online

SAS Name: A10PURCH

Tag Name: A10PURCH

Inherited Universe:

Universe: A10STORE = RESPONSE and
(Uppercase entry in A10STORE does not contain ".COM")

Universe Description: Business name is not DK, RF or .COM

Question Text: Was this paid for -

Type: Enumerated

Length: 1

Answer List: Tonline

Value:	Mnemonic:	Description:
1	Online	Online?
2	InPerson	In person?
3	MailTel	By mail or telephone order?
4	Other	Other

- Don't Know
- Refuse
- Empty

- On Input
- On Output

Array:

Special Instructions: Answer list descriptions for options 1-3 should be bold black

Skip Instructions: 1,3,4,DK,RF: IF Ask_A[11] = 1 then goto PSCATA11
ELSEIF Ask_A[16] = 1 then goto PSCATA16
ELSEIF Ask_A[08] = 1 then goto PSCATA08
ELSEIF Ask_T[09] = 1 then goto PSCATT09
ELSEIF Ask_T[08] = 1 then goto PSCATT08

```
ELSEIF Ask_T[07] = 1 then goto PSCATT07  
ELSEIF Ask_A[09] = 1 then goto PSCATA09  
ELSE goto END_POPGRP10
```

2: Goto A10LOC

Instrument SAS Name: A10PURCH

Destination Data Set: POP10

A10LOC

Field

BSECT20C.BLP_POPGRP10.A10LOC

Description: Purchase location - City

Form Pane Label: Location - City

SAS Name: A10LOC

Tag Name: A10LOC

Inherited Universe:

Universe: A10PURCH = 2

Universe Description: Paid for in person

Question Text: In what city is ^A10STORE_Fill located?

Fills: A10STORE_Fill

Instructions: Fill entry from A10STORE

Type: String

Length: 45

Don't Know
 Refuse
 Empty

On Input
 On Output

Array:

Skip Instructions: Goto A10LOCST

Instrument SAS Name: A10LOC

Destination Data Set: POP10

Field

A10LOCST
BSECT20C.BLP_POPGRP10.A10LOCST

Description: Purchase location - State

Form Pane Label: State

SAS Name: A10LOCST

Tag Name: A10LOCST

Inherited Universe:

Universe: A10PURCH = 2

Universe Description: Paid for in person

Help Screen: H_DESTCODE

Question Text: ? [F1]

In what state is ^A10STORE_Fill located?

Enter the two character state abbreviation

Fills: A10STORE_Fill

Instructions: Fill entry from A10STORE

Type: String

Length: 2

Don't Know
 Refuse
 Empty

On Input
 On Output

Array:

Special Instructions: Use answer type TState - STRING[2], display width 4

Skip Instructions: IF entry is not a valid state abbreviation then
goto CK_A10LOCST

ELSEIF Ask_A[11] = 1 then goto PSCATA11
ELSEIF Ask_A[16] = 1 then goto PSCATA16
ELSEIF Ask_A[08] = 1 then goto PSCATA08
ELSEIF Ask_T[09] = 1 then goto PSCATT09

```
ELSEIF Ask_T[08] = 1 then goto PSCATT08  
ELSEIF Ask_T[07] = 1 then goto PSCATT07  
ELSEIF Ask_A[09] = 1 then goto PSCATA09  
ELSE goto END_POPGRP10
```

Instrument SAS Name: A10LOCST

Destination Data Set: POP10

Check

CK_A10LOCST
BSECT20C.BLP_POPGRP10.CK_A10LOCST

Description: Not a valid state abbreviation

Inherited Universe:

Universe: (Entry in A10LOCST is not a valid state abbreviation) AND A10LOCST <> DK AND A10LOCST <> RF

Universe Description: State abbreviation entered is not valid

Text: * [Not a valid state abbreviation](#)

Check Instructions:

Type: Hard

Skip Instructions: Go back to A10LOCST

PSCATA11

Field

BSECT20C.BLP_POPGRP10.PSCATA11

Description: Purchased any women's tops, skirts, pants, or shorts in last 6 months

Form Pane Label: Women's Clothes

SAS Name: PSCATA11

Tag Name: PSCATA11

Inherited Universe:

Universe: Ask_A[11] = yes

Universe Description: Women's blazers, shirts, pants skirts not selected in 9A
(Item = 2, 5, 6, 8)

Question Text: ^PSCATA11Intro_Fill have ^YOU_ANYONE purchased any women's tops, skirts, pants, or shorts?

Fills: YOU_ANYONE

Instructions: IF NUMHOUSE = 1 then fill "you"
ELSE fill "you or anyone in your household"

Fills: PSCATA11Intro_Fill

Instructions: If PSCATA12 = EMPTY and PSCATA10 = EMPTY then fill "Now, please think about the last six months, since the first of ^SixMonthsAgo"
ELSE fill "In the last SIX MONTHS,"

Fills: SixMonthsAgo

Instructions: IF CUR_MONTHNUM = 01 then fill "July YEAR minus 1 year"
ELSEIF CUR_MONTHNUM = 02 then fill "August YEAR minus 1 year"
ELSEIF CUR_MONTHNUM = 03 then fill "September YEAR minus 1 year"
ELSEIF CUR_MONTHNUM = 04 then fill "October YEAR minus 1 year"
ELSEIF CUR_MONTHNUM = 05 then fill "November YEAR minus 1 year"
ELSEIF CUR_MONTHNUM = 06 then fill "December YEAR minus 1 year"
ELSEIF CUR_MONTHNUM = 07 then fill "January YEAR"
ELSEIF CUR_MONTHNUM = 08 then fill "February YEAR"
ELSEIF CUR_MONTHNUM = 09 then fill "March YEAR"
ELSEIF CUR_MONTHNUM = 10 then fill "April YEAR"
ELSEIF CUR_MONTHNUM = 11 then fill "May YEAR"
ELSEIF CUR_MONTHNUM = 12 then fill "June YEAR"

Type: Enumerated

Length: 1

Answer List: TYesNo

Value:	Mnemonic:	Description:
1	Yes	Yes
2	No	No

- Don't Know
- Refuse
- Empty

- On Input
- On Output

Array:

Skip Instructions: 1: Goto A11_COST

```
2,DK,RF: IF Ask_A[16] = 1 then goto PSCATA16
          ELSEIF Ask_A[08] = 1 then goto PSCATA08
          ELSEIF Ask_T[09] = 1 then goto PSCATT09
          ELSEIF Ask_T[08] = 1 then goto PSCATT08
          ELSEIF Ask_T[07] = 1 then goto PSCATT07
          ELSEIF Ask_A[09] = 1 then goto PSCATA09
          ELSE goto END_POPGRP10
```

Instrument SAS Name: PSCATA11

Destination Data Set: POP10

A11_COST

Field

BSECT20C.BLP_POPGRP10.A11_COST

Description: Purchase price

Form Pane Label: Cost

SAS Name: A11_COST

Tag Name: A11_COST

Inherited Universe:

Universe: PSCATA11 = 1

Universe Description: HH did purchase women's tops, skirts, pants, or shorts in the last 6 months

Question Text: In the last **SIX MONTHS**, how much did ^YOU_YRCU spend on your last purchase of women's tops, skirts, pants, or shorts?

Fills: YOU_YRCU

Instructions: IF NUMHOUSE = 1 then fill "you"
ELSE fill "your household"

Type: Integer

Length: 7

Min: 1

Max: 999999

- Don't Know
- Refuse
- Empty

- On Input
- On Output

Array:

Special Instructions: Display a \$ and comma in the entry field

Skip Instructions: IF ENTRY lt 5 or gt 500 then goto ERR1_A11COST

ELSE goto A11STORE

Instrument SAS Name: A11_COST

Destination Data Set: POP10

Check

ERR1_A11COST
BSECT20C.BLP_POPGRP10.ERR1_A11COST

Description: Out of Range Check

Inherited Universe:

Universe: (A11_COST lt 5 or A11_COST gt 500) AND A11_COST <> DK AND A11_COST <>
RF

Universe Description:

Text: THE VALUE ENTERED IS UNUSUALLY HIGH OR LOW

PLEASE VERIFY AND IF CORRECT, ENTER ITEM LEVEL NOTE

Check Instructions:

Type: Soft

Skip Instructions: Suppress: Goto A11STORE

All others, go back to A11_COST

A11STORE

Field

BSECT20C.BLP_POPGRP10.A11STORE

Description: Where Purchased

Form Pane Label: Business

SAS Name: A11STORE

Tag Name: A11STORE

Inherited Universe:

Universe: PSCATA11 = 1

Universe Description: HH did purchase women's tops, skirts, pants, or shorts in the last 6 months

Question Text: What is the name of the business where this was last purchased?

✦ Enter store, website, or company name

Type: String

Length: 45

Don't Know

Refuse

Empty

On Input

On Output

Array:

Special Instructions: IF uppercase entry contains ".COM" then set A11PURCH = 1
and "keep" and "Show"

Skip Instructions: IF uppercase entry does not contains ".COM" and is not a DK
or RF then goto A11PURCH

ELSEIF Ask_A[16] = 1 then goto PSCATA16

ELSEIF Ask_A[08] = 1 then goto PSCATA08

ELSEIF Ask_T[09] = 1 then goto PSCATT09

ELSEIF Ask_T[08] = 1 then goto PSCATT08

ELSEIF Ask_T[07] = 1 then goto PSCATT07

ELSEIF Ask_A[09] = 1 then goto PSCATA09

ELSE goto END_POPGRP10

Instrument SAS Name: A11STORE

Destination Data Set: POP10

A11PURCH

Field

BSECT20C.BLP_POPGRP10.A11PURCH

Description: Purchased Online or in person

Form Pane Label: Online

SAS Name: A11PURCH

Tag Name: A11PURCH

Inherited Universe:

Universe: A11STORE = RESPONSE and
(Uppercase entry in A11STORE does not contain ".COM")

Universe Description: Business name is not DK, RF or .COM

Question Text: Was this paid for -

Type: Enumerated

Length: 1

Answer List: Tonline

Value:	Mnemonic:	Description:
1	Online	Online?
2	InPerson	In person?
3	MailTel	By mail or telephone order?
4	Other	Other

- Don't Know
- Refuse
- Empty

- On Input
- On Output

Array:

Special Instructions: Answer list descriptions for options 1-3 should be bold black

Skip Instructions: 1,3,4,DK,RF: IF Ask_A[16] = 1 then goto PSCATA16
ELSEIF Ask_A[08] = 1 then goto PSCATA08
ELSEIF Ask_T[09] = 1 then goto PSCATT09
ELSEIF Ask_T[08] = 1 then goto PSCATT08
ELSEIF Ask_T[07] = 1 then goto PSCATT07

ELSEIF Ask_A[09] = 1 then goto PSCATA09
ELSE goto END_POPGRP10

2: Goto A11LOC

Instrument SAS Name: A11PURCH

Destination Data Set: POP10

A11LOC

Field

BSECT20C.BLP_POPGRP10.A11LOC

Description: Purchase location - City

Form Pane Label: Location - City

SAS Name: A11LOC

Tag Name: A11LOC

Inherited Universe:

Universe: A11PURCH = 2

Universe Description: Paid for in person

Question Text: In what city is ^A11STORE_Fill located?

Fills: A11STORE_Fill

Instructions: Fill entry from A11STORE

Type: String

Length: 45

Don't Know
 Refuse
 Empty

On Input
 On Output

Array:

Skip Instructions: Goto A11LOCST

Instrument SAS Name: A11LOC

Destination Data Set: POP10

Field

A11LOCST

BSECT20C.BLP_POPGRP10.A11LOCST

Description: Purchase location - State

Form Pane Label: State

SAS Name: A11LOCST

Tag Name: A11LOCST

Inherited Universe:

Universe: A11PURCH = 2

Universe Description: Paid for in person

Help Screen: H_DESTCODE

Question Text: ? [F1]

In what state is ^A11STORE_Fill located?

[Enter the two character state abbreviation](#)

Fills: A11STORE_Fill

Instructions: Fill entry from A11STORE

Type: String

Length: 2

- Don't Know
- Refuse
- Empty

- On Input
- On Output

Array:

Special Instructions: Use answer type TState - STRING[2], display width 4

Skip Instructions: IF entry is not a valid state abbreviation then
goto CK_A11LOCST

```
ELSEIF Ask_A[16] = 1 then goto PSCATA16
ELSEIF Ask_A[08] = 1 then goto PSCATA08
ELSEIF Ask_T[09] = 1 then goto PSCATT09
ELSEIF Ask_T[08] = 1 then goto PSCATT08
```

```
ELSEIF Ask_T[07] = 1 then goto PSCATT07  
ELSEIF Ask_A[09] = 1 then goto PSCATA09  
ELSE goto END_POPGRP10
```

Instrument SAS Name: A11LOCST

Destination Data Set: POP10

Check

CK_A11LOCST
BSECT20C.BLP_POPGRP10.CK_A11LOCST

Description: Not a valid state abbreviation

Inherited Universe:

Universe: (Entry in A11LOCST is not a valid state abbreviation) AND A11LOCST <> DK AND A11LOCST <> RF

Universe Description: State abbreviation entered is not valid

Text: * [Not a valid state abbreviation](#)

Check Instructions:

Type: Hard

Skip Instructions: Go back to A11LOCST

PSCATA16

Field

BSECT20C.BLP_POPGRP10.PSCATA16

Description: Purchased any girls' clothing in last 6 months

Form Pane Label: Girls' Clothing

SAS Name: PSCATA16

Tag Name: PSCATA16

Inherited Universe:

Universe: Ask_A[16] = yes

Universe Description: Girls' clothing or accessories not selected in 9A
(Item = 1-13)

Question Text: ^PSCATA16Intro_Fill have ^YOU_ANYONE purchased any girls' clothing or accessories?

Fills: PSCATA16Intro_Fill

Instructions: If PSCATA12 = EMPTY and PSCATA10 = EMPTY PSCATA11 = EMPTY then fill "
Now, please think about the last six months, since the first of ^SixMonthsAgo"
ELSE fill "In the last SIX MONTHS,"

Fills: SixMonthsAgo

Instructions: IF CUR_MONTHNUM = 01 then fill "July YEAR minus 1 year"
ELSEIF CUR_MONTHNUM = 02 then fill "August YEAR minus 1 year"
ELSEIF CUR_MONTHNUM = 03 then fill "September YEAR minus 1 year"
ELSEIF CUR_MONTHNUM = 04 then fill "October YEAR minus 1 year"
ELSEIF CUR_MONTHNUM = 05 then fill "November YEAR minus 1 year"
ELSEIF CUR_MONTHNUM = 06 then fill "December YEAR minus 1 year"
ELSEIF CUR_MONTHNUM = 07 then fill "January YEAR"
ELSEIF CUR_MONTHNUM = 08 then fill "February YEAR"
ELSEIF CUR_MONTHNUM = 09 then fill "March YEAR"
ELSEIF CUR_MONTHNUM = 10 then fill "April YEAR"
ELSEIF CUR_MONTHNUM = 11 then fill "May YEAR"
ELSEIF CUR_MONTHNUM = 12 then fill "June YEAR"

Fills: YOU_ANYONE

Instructions: IF NUMHOUSE = 1 then fill "you"
ELSE fill "you or anyone in your household"

Type: Enumerated

Length: 1

Answer List: TYesNo

Value:	Mnemonic:	Description:
1	Yes	Yes
2	No	No

- Don't Know
- Refuse
- Empty

- On Input
- On Output

Array:

Skip Instructions: 1: Goto A16_COST

```
2,DK,RF: IF Ask_A[08] = 1 then goto PSCATA08
          ELSEIF Ask_T[09] = 1 then goto PSCATT09
          ELSEIF Ask_T[08] = 1 then goto PSCATT08
          ELSEIF Ask_T[07] = 1 then goto PSCATT07
          ELSEIF Ask_A[09] = 1 then goto PSCATA09
          ELSE goto END_POPGRP10
```

Instrument SAS Name: PSCATA16

Destination Data Set: POP10

A16_COST

Field

BSECT20C.BLP_POPGRP10.A16_COST

Description: Purchase price

Form Pane Label: Cost

SAS Name: A16_COST

Tag Name: A16_COST

Inherited Universe:

Universe: PSCATHA16 = 1

Universe Description: HH did purchase girls' clothing accessories in the last 6 months

Question Text: In the last **SIX MONTHS**, how much did ^YOU_YRCU spend on your last purchase of girls' clothing or accessories?

Fills: YOU_YRCU

Instructions: IF NUMHOUSE = 1 then fill "you"
ELSE fill "your household"

Type: Integer

Length: 7

Min: 1

Max: 999999

Don't Know

Refuse

Empty

On Input

On Output

Array:

Special Instructions: Display a \$ and comma in the entry field

Skip Instructions: IF ENTRY lt 5 or gt 500 then goto ERR1_A16COST

ELSE goto A16STORE

Instrument SAS Name: A16_COST

Destination Data Set: POP10

Check

ERR1_A16COST
BSECT20C.BLP_POPGRP10.ERR1_A16COST

Description: Out of Range Check

Inherited Universe:

Universe: (A16_COST lt 5 or A16_COST gt 500) AND A16_COST <> DK AND A16_COST <>
RF

Universe Description:

Text: THE VALUE ENTERED IS UNUSUALLY HIGH OR LOW

PLEASE VERIFY AND IF CORRECT, ENTER ITEM LEVEL NOTE

Check Instructions:

Type: Soft

Skip Instructions: Suppress: Goto A16STORE

All others, go back to A16_COST

A16STORE

Field

BSECT20C.BLP_POPGRP10.A16STORE

Description: Where Purchased

Form Pane Label: Business

SAS Name: A16STORE

Tag Name: A16STORE

Inherited Universe:

Universe: PSCATA16 = 1

Universe Description: HH did purchase girls' clothing accessories in the last 6 months

Question Text: What is the name of the business where this was last purchased?

✦ Enter store, website, or company name

Type: String

Length: 45

- Don't Know
- Refuse
- Empty

- On Input
- On Output

Array:

Special Instructions: IF uppercase entry contains ".COM" then set A16PURCH = 1
and "keep" and "Show"

Skip Instructions: IF uppercase entry does not contains ".COM" and is not a DK
or RF then goto A16PURCH

```
ELSEIF Ask_A[08] = 1 then goto PSCATA08  
ELSEIF Ask_T[09] = 1 then goto PSCATT09  
ELSEIF Ask_T[08] = 1 then goto PSCATT08  
ELSEIF Ask_T[07] = 1 then goto PSCATT07  
ELSEIF Ask_A[09] = 1 then goto PSCATA09  
ELSE goto END_POPGRP10
```

Instrument SAS Name: A16STORE

Destination Data Set: POP10

A16PURCH

Field

BSECT20C.BLP_POPGRP10.A16PURCH

Description: Purchased Online or in person

Form Pane Label: Online

SAS Name: A16PURCH

Tag Name: A16PURCH

Inherited Universe:

Universe: A16STORE = RESPONSE and
(Uppercase entry in A16STORE does not contain ".COM")

Universe Description: Business name is not DK, RF or .COM

Question Text: Was this paid for -

Type: Enumerated

Length: 1

Answer List: Tonline

Value:	Mnemonic:	Description:
1	Online	Online?
2	InPerson	In person?
3	MailTel	By mail or telephone order?
4	Other	Other

- Don't Know
- Refuse
- Empty

- On Input
- On Output

Array:

Special Instructions: Answer list descriptions for options 1-3 should be bold black

Skip Instructions: 1,3,4,DK,RF: IF Ask_A[08] = 1 then goto PSCATA08
ELSEIF Ask_T[09] = 1 then goto PSCATT09
ELSEIF Ask_T[08] = 1 then goto PSCATT08
ELSEIF Ask_T[07] = 1 then goto PSCATT07
ELSEIF Ask_A[09] = 1 then goto PSCATA09

ELSE goto END_POPGRP10

2: Goto A16LOC

Instrument SAS Name: A16PURCH

Destination Data Set: POP10

A16LOC

Field

BSECT20C.BLP_POPGRP10.A16LOC

Description: Purchase location - City

Form Pane Label: Location - City

SAS Name: A16LOC

Tag Name: A16LOC

Inherited Universe:

Universe: A16PURCH = 2

Universe Description: Paid for in person

Question Text: In what city is ^A16STORE_Fill located?

Fills: A16STORE_Fill

Instructions: Fill entry from A16STORE

Type: String

Length: 45

- Don't Know
- Refuse
- Empty

- On Input
- On Output

Array:

Skip Instructions: Goto A16LOCST

Instrument SAS Name: A16LOC

Destination Data Set: POP10

Field

A16LOCST

BSECT20C.BLP_POPGRP10.A16LOCST

Description: Purchase location - State

Form Pane Label: State

SAS Name: A16LOCST

Tag Name: A16LOCST

Inherited Universe:

Universe: A16PURCH = 2

Universe Description: Paid for in person

Help Screen: H_DESTCODE

Question Text: ? [F1]

In what state is ^A16STORE_Fill located?

Enter the two character state abbreviation

Fills: A16STORE_Fill

Instructions: Fill entry from A16STORE

Type: String

Length: 2

- Don't Know
- Refuse
- Empty

- On Input
- On Output

Array:

Special Instructions: Use answer type TState - STRING[2], display width 4

Skip Instructions: IF entry is not a valid state abbreviation then
goto CK_A16LOCST

ELSEIF Ask_A[08] = 1 then goto PSCATA08
ELSEIF Ask_T[09] = 1 then goto PSCATT09
ELSEIF Ask_T[08] = 1 then goto PSCATT08
ELSEIF Ask_T[07] = 1 then goto PSCATT07

```
ELSEIF Ask_A[09] = 1 then goto PSCATA09  
ELSE goto END_POPGRP10
```

Instrument SAS Name: A16LOCST

Destination Data Set: POP10

Check

CK_A16LOCST
BSECT20C.BLP_POPGRP10.CK_A16LOCST

Description: Not a valid state abbreviation

Inherited Universe:

Universe: (Entry in A16LOCST is not a valid state abbreviation) AND A16LOCST <> DK AND A16LOCST <> RF

Universe Description: State abbreviation entered is not valid

Text: * [Not a valid state abbreviation](#)

Check Instructions:

Type: Hard

Skip Instructions: Go back to A16LOCST

PSCATA08

Field

BSECT20C.BLP_POPGRP10.PSCATA08

Description: Purchased any boys' clothing or accessories in last 6 months

Form Pane Label: Boys' Clothing

SAS Name: PSCATA08

Tag Name: PSCATA08

Inherited Universe:

Universe: Ask_A[08] = yes

Universe Description: Boys' clothing or accessories not selected in 9A
(Item = 1-6 or 9-12)

Question Text: ^PSCATA08Intro_Fill have ^YOU_ANYONE purchased any boys' clothing or accessories?

Fills: PSCATA08Intro_Fill

Instructions: If PSCATA12 = EMPTY and PSCATA10 = EMPTY and PSCATA11 = EMPTY and PSCATA16 = EMPTY then fill "Now, please think about the last six months, since the first of ^SixMonthsAgo"
ELSE fill "In the last SIX MONTHS,"

Fills: SixMonthsAgo

Instructions: IF CUR_MONTHNUM = 01 then fill "July YEAR minus 1 year"
ELSEIF CUR_MONTHNUM = 02 then fill "August YEAR minus 1 year"
ELSEIF CUR_MONTHNUM = 03 then fill "September YEAR minus 1 year"
ELSEIF CUR_MONTHNUM = 04 then fill "October YEAR minus 1 year"
ELSEIF CUR_MONTHNUM = 05 then fill "November YEAR minus 1 year"
ELSEIF CUR_MONTHNUM = 06 then fill "December YEAR minus 1 year"
ELSEIF CUR_MONTHNUM = 07 then fill "January YEAR"
ELSEIF CUR_MONTHNUM = 08 then fill "February YEAR"
ELSEIF CUR_MONTHNUM = 09 then fill "March YEAR"
ELSEIF CUR_MONTHNUM = 10 then fill "April YEAR"
ELSEIF CUR_MONTHNUM = 11 then fill "May YEAR"
ELSEIF CUR_MONTHNUM = 12 then fill "June YEAR"

Fills: YOU_ANYONE

Instructions: IF NUMHOUSE = 1 then fill "you"
ELSE fill "you or anyone in your household"

Type: Enumerated

Length: 1

Answer List: TYesNo

Value:	Mnemonic:	Description:
1	Yes	Yes
2	No	No

- Don't Know
- Refuse
- Empty

- On Input
- On Output

Array:

Skip Instructions: 1: Goto A08_COST

2,DK,RF: IF Ask_T[09] = 1 then goto PSCATT09
ELSEIF Ask_T[08] = 1 then goto PSCATT08
ELSEIF Ask_T[07] = 1 then goto PSCATT07
ELSEIF Ask_A[09] = 1 then goto PSCATA09
ELSE goto END_POPGRP10

Instrument SAS Name: PSCATA08

Destination Data Set: POP10

A08_COST

Field

BSECT20C.BLP_POPGRP10.A08_COST

Description: Purchase price

Form Pane Label: Cost

SAS Name: A08_COST

Tag Name: A08_COST

Inherited Universe:

Universe: PSCATA08 = 1

Universe Description: HH did purchase boys' clothing or accessories in the last 6 months

Question Text: In the last **SIX MONTHS**, how much did ^YOU_YRCU spend on your last purchase of boys' clothing or accessories?

Fills: YOU_YRCU

Instructions: IF NUMHOUSE = 1 then fill "you"
ELSE fill "your household"

Type: Integer

Length: 7

Min: 1

Max: 999999

Don't Know

Refuse

Empty

On Input

On Output

Array:

Special Instructions: Display a \$ and comma in the entry field

Skip Instructions: IF ENTRY lt 5 or gt 500 then goto ERR1_A08COST

ELSE goto A08STORE

Instrument SAS Name: A08_COST

Destination Data Set: POP10

Check

ERR1_A08COST
BSECT20C.BLP_POPGRP10.ERR1_A08COST

Description: Out of Range Check

Inherited Universe:

Universe: (A08_COST lt 5 or A08_COST gt 500) AND A08_COST <> DK AND A08_COST <>
RF

Universe Description:

Text: THE VALUE ENTERED IS UNUSUALLY HIGH OR LOW

PLEASE VERIFY AND IF CORRECT, ENTER ITEM LEVEL NOTE

Check Instructions:

Type: Soft

Skip Instructions: Suppress: Goto A08STORE

All others, go back to A08_COST

A08STORE

Field

BSECT20C.BLP_POPGRP10.A08STORE

Description: Where Purchased

Form Pane Label: Business

SAS Name: A08STORE

Tag Name: A08STORE

Inherited Universe:

Universe: PSCATA08 = 1

Universe Description: HH did purchase boys' clothing or accessories in the last 6 months

Question Text: What is the name of the business where this was last purchased?

✦ Enter store, website, or company name

Type: String

Length: 45

Don't Know
 Refuse
 Empty

On Input
 On Output

Array:

Special Instructions: IF uppercase entry contains ".COM" then set A08PURCH = 1
and "keep" and "Show"

Skip Instructions: IF uppercase entry does not contains ".COM" and is not a DK
or RF then goto A08PURCH

ELSEIF Ask_T[09] = 1 then goto PSCATT09
ELSEIF Ask_T[08] = 1 then goto PSCATT08
ELSEIF Ask_T[07] = 1 then goto PSCATT07
ELSEIF Ask_A[09] = 1 then goto PSCATA09
ELSE goto END_POPGRP10

Instrument SAS Name: A08STORE

Destination Data Set: POP10

Field

A08PURCH
BSECT20C.BLP_POPGRP10.A08PURCH

Description: Purchased Online or in person

Form Pane Label: Online

SAS Name: A08PURCH

Tag Name: A08PURCH

Inherited Universe:

Universe: A08STORE = RESPONSE and
(Uppercase entry in A08STORE does not contain ".COM")

Universe Description: Business name is not DK, RF or .COM

Question Text: Was this paid for -

Type: Enumerated

Length: 1

Answer List: Tonline

Value:	Mnemonic:	Description:
1	Online	Online?
2	InPerson	In person?
3	MailTel	By mail or telephone order?
4	Other	Other

- Don't Know
- Refuse
- Empty

- On Input
- On Output

Array:

Special Instructions: Answer list descriptions for options 1-3 should be bold black

Skip Instructions: 1,3,4,DK,RF: IF Ask_T[09] = 1 then goto PSCATT09
ELSEIF Ask_T[08] = 1 then goto PSCATT08
ELSEIF Ask_T[07] = 1 then goto PSCATT07
ELSEIF Ask_A[09] = 1 then goto PSCATA09
ELSE goto END_POPGRP10

2: Goto A08LOC

Instrument SAS Name: A08PURCH

Destination Data Set: POP10

Field

A08LOC
BSECT20C.BLP_POPGRP10.A08LOC

Description: Purchase location - City

Form Pane Label: Location - City

SAS Name: A08LOC

Tag Name: A08LOC

Inherited Universe:

Universe: A08PURCH = 2

Universe Description: Paid for in person

Question Text: In what city is ^A08STORE_Fill located?

Fills: A08STORE_Fill

Instructions: Fill entry from A08STORE

Type: String

Length: 45

Don't Know
 Refuse
 Empty

On Input
 On Output

Array:

Skip Instructions: Goto A08LOCST

Instrument SAS Name: A08LOC

Destination Data Set: POP10

A08LOCST

Field

BSECT20C.BLP_POPGRP10.A08LOCST

Description: Purchase location - State

Form Pane Label: State

SAS Name: A08LOCST

Tag Name: A08LOCST

Inherited Universe:

Universe: A08PURCH = 2

Universe Description: Paid for in person

Help Screen: H_DESTCODE

Question Text: ? [F1]

In what state is ^A08STORE_Fill located?

[Enter the two character state abbreviation](#)

Fills: A08STORE_Fill

Instructions: Fill entry from A08STORE

Type: String

Length: 2

- Don't Know
- Refuse
- Empty

- On Input
- On Output

Array:

Special Instructions: Use answer type TState - STRING[2], display width 4

Skip Instructions: IF entry is not a valid state abbreviation then
goto CK_A08LOCST

```
ELSEIF Ask_T[09] = 1 then goto PSCATT09  
ELSEIF Ask_T[08] = 1 then goto PSCATT08  
ELSEIF Ask_T[07] = 1 then goto PSCATT07  
ELSEIF Ask_A[09] = 1 then goto PSCATA09
```


ELSE goto END_POPGRP10

Instrument SAS Name: A08LOCST

Destination Data Set: POP10

CK_A08LOCST

Check

BSECT20C.BLP_POPGRP10.CK_A08LOCST

Description: Not a valid state abbreviation

Inherited Universe:

Universe: (Entry in A08LOCST is not a valid state abbreviation) AND A08LOCST <> DK AND A08LOCST <> RF

Universe Description: State abbreviation entered is not valid

Text: * [Not a valid state abbreviation](#)

Check Instructions:

Type: Hard

Skip Instructions: Go back to A08LOCST

Field

PSCATT09

BSECT20C.BLP_POPGRP10.PSCATT09

Description: Purchased any motor oil, coolants or fluids in last 6 months

Form Pane Label: Oil or Fluid

SAS Name: PSCATT09

Tag Name: PSCATT09

Inherited Universe:

Universe: Ask_T[09] = yes

Universe Description: Motor oil or fluids not selected in 12C

Question Text: ^PSCATT09Intro_Fill have ^YOU_ANYONE purchased any motor oil, coolants, or fluids?

Fills: PSCATT09Intro_Fill

Instructions: If PSCATA12 = EMPTY and PSCATA10 = EMPTY and PSCATA11 = EMPTY and PSCATA16 = EMPTY and PSCATA08 = EMPTY then fill "Now, please think about the last six months, since the first of ^SixMonthsAgo"
ELSE fill "In the last SIX MONTHS,"

Fills: SixMonthsAgo

Instructions: IF CUR_MONTHNUM = 01 then fill "July YEAR minus 1 year"
ELSEIF CUR_MONTHNUM = 02 then fill "August YEAR minus 1 year"
ELSEIF CUR_MONTHNUM = 03 then fill "September YEAR minus 1 year"
ELSEIF CUR_MONTHNUM = 04 then fill "October YEAR minus 1 year"
ELSEIF CUR_MONTHNUM = 05 then fill "November YEAR minus 1 year"
ELSEIF CUR_MONTHNUM = 06 then fill "December YEAR minus 1 year"
ELSEIF CUR_MONTHNUM = 07 then fill "January YEAR"
ELSEIF CUR_MONTHNUM = 08 then fill "February YEAR"
ELSEIF CUR_MONTHNUM = 09 then fill "March YEAR"
ELSEIF CUR_MONTHNUM = 10 then fill "April YEAR"
ELSEIF CUR_MONTHNUM = 11 then fill "May YEAR"
ELSEIF CUR_MONTHNUM = 12 then fill "June YEAR"

Fills: YOU_ANYONE

Instructions: IF NUMHOUSE = 1 then fill "you"
ELSE fill "you or anyone in your household"

Type: Enumerated

Length: 1

Answer List: TYesNo

Value:	Mnemonic:	Description:
1	Yes	Yes
2	No	No

- Don't Know
- Refuse
- Empty

- On Input
- On Output

Array:

Skip Instructions: 1: Goto T09_COST

2,DK,RF: IF Ask_T[08] = 1 then goto PSCATT08
ELSEIF Ask_T[07] = 1 then goto PSCATT07
ELSEIF Ask_A[09] = 1 then goto PSCATA09
ELSE goto END_POPGRP10

Instrument SAS Name: PSCATT09

Destination Data Set: POP10

Field

T09_COST
BSECT20C.BLP_POPGRP10.T09_COST

Description: Purchase price

Form Pane Label: Cost

SAS Name: T09_COST

Tag Name: T09_COST

Inherited Universe:

Universe: PSCATT09 = 1

Universe Description: HH did purchase oil or fluids in the last 6 months

Question Text: In the last **SIX MONTHS**, how much did ^YOU_YRCU spend on your last purchase of motor oil, coolants, or fluids?

Fills: YOU_YRCU

Instructions: IF NUMHOUSE = 1 then fill "you"
ELSE fill "your household"

Type: Integer

Length: 7

Min: 1

Max: 999999

Don't Know

Refuse

Empty

On Input

On Output

Array:

Special Instructions: Display a \$ and comma in the entry field

Skip Instructions: IF ENTRY lt 5 or gt 65 then goto ERR1_T09COST

ELSE goto T09STORE

Instrument SAS Name: T09_COST

Destination Data Set: POP10

ERR1_T09COST

Check

BSECT20C.BLP_POPGRP10.ERR1_T09COST

Description: Out of Range Check

Inherited Universe:

Universe: (T09_COST lt 5 or T09_COST gt 65) AND T09_COST <> DK AND T09_COST <> RF

Universe Description:

Text: THE VALUE ENTERED IS UNUSUALLY HIGH OR LOW

PLEASE VERIFY AND IF CORRECT, ENTER ITEM LEVEL NOTE

Check Instructions:

Type: Soft

Skip Instructions: Suppress: Goto T09STORE

All others, go back to T09_COST

Field

T09STORE
BSECT20C.BLP_POPGRP10.T09STORE

Description: Where Purchased

Form Pane Label: Business

SAS Name: T09STORE

Tag Name: T09STORE

Inherited Universe:

Universe: PSCATT09 = 1

Universe Description: HH did purchase oil or fluids in the last 6 months

Question Text: What is the name of the business where this was last purchased?

✦ Enter store, website, or company name

Type: String

Length: 45

Don't Know
 Refuse
 Empty

On Input
 On Output

Array:

Special Instructions: IF uppercase entry contains ".COM" then set T09PURCH = 1
and "keep" and "Show"

Skip Instructions: IF uppercase entry does not contains ".COM" and is not a DK
or RF then goto T09PURCH

ELSEIF Ask_T[08] = 1 then goto PSCATT08
ELSEIF Ask_T[07] = 1 then goto PSCATT07
ELSEIF Ask_A[09] = 1 then goto PSCATA09
ELSE goto END_POPGRP10

Instrument SAS Name: T09STORE

Destination Data Set: POP10

T09PURCH

Field

BSECT20C.BLP_POPGRP10.T09PURCH

Description: Purchased Online or in person

Form Pane Label: Online

SAS Name: T09PURCH

Tag Name: T09PURCH

Inherited Universe:

Universe: T09STORE = RESPONSE and
(Uppercase entry in T09STORE does not contain ".COM")

Universe Description: Business name is not DK, RF or .COM

Question Text: Was this paid for -

Type: Enumerated

Length: 1

Answer List: Tonline

Value:	Mnemonic:	Description:
1	Online	Online?
2	InPerson	In person?
3	MailTel	By mail or telephone order?
4	Other	Other

- Don't Know
- Refuse
- Empty

- On Input
- On Output

Array:

Special Instructions: Answer list descriptions for options 1-3 should be bold black

Skip Instructions: 1,3,4,DK,RF: IF Ask_T[08] = 1 then goto PSCATT08
ELSEIF Ask_T[07] = 1 then goto PSCATT07
ELSEIF Ask_A[09] = 1 then goto PSCATA09
ELSE goto END_POPGRP10

2: Goto T09LOC

Instrument SAS Name: T09PURCH

Destination Data Set: POP10

T09LOC

Field

BSECT20C.BLP_POPGRP10.T09LOC

Description: Purchase location - City

Form Pane Label: Location - City

SAS Name: T09LOC

Tag Name: T09LOC

Inherited Universe:

Universe: T09PURCH = 2

Universe Description: Paid for in person

Question Text: In what city is ^T09STORE_Fill located?

Fills: T09STORE_Fill

Instructions: Fill entry from T09STORE

Type: String

Length: 45

- Don't Know
- Refuse
- Empty

- On Input
- On Output

Array:

Skip Instructions: Goto T09LOCST

Instrument SAS Name: T09LOC

Destination Data Set: POP10

Field

T09LOCST
BSECT20C.BLP_POPGRP10.T09LOCST

Description: Purchase location - State

Form Pane Label: State

SAS Name: T09LOCST

Tag Name: T09LOCST

Inherited Universe:

Universe: T09PURCH = 2

Universe Description: Paid for in person

Help Screen: H_DESTCODE

Question Text: ? [F1]

In what state is ^T09STORE_Fill located?

Enter the two character state abbreviation

Fills: T09STORE_Fill

Instructions: Fill entry from T09STORE

Type: String

Length: 2

- Don't Know
- Refuse
- Empty

- On Input
- On Output

Array:

Special Instructions: Use answer type TState - STRING[2], display width 4

Skip Instructions: IF entry is not a valid state abbreviation then
goto CK_T09LOCST

```
ELSEIF Ask_T[08] = 1 then goto PSCATT08
ELSEIF Ask_T[07] = 1 then goto PSCATT07
ELSEIF Ask_A[09] = 1 then goto PSCATA09
ELSE goto END_POPGRP10
```

Instrument SAS Name: T09LOCST

Destination Data Set: POP10

Check

CK_T09LOCST
BSECT20C.BLP_POPGRP10.CK_T09LOCST

Description: Not a valid state abbreviation

Inherited Universe:

Universe: (Entry in T09LOCST is not a valid state abbreviation) AND T09LOCST <> DK AND T09LOCST <> RF

Universe Description: State abbreviation entered is not valid

Text: * [Not a valid state abbreviation](#)

Check Instructions:

Type: Hard

Skip Instructions: Go back to T09LOCST

PSCATT08

Field

BSECT20C.BLP_POPGRP10.PSCATT08

Description: Purchase any vehicle parts or accessories in the last 6 months

Form Pane Label: Vehicle Parts

SAS Name: PSCATT08

Tag Name: PSCATT08

Inherited Universe:

Universe: Ask_T[08] = yes

Universe Description: Expenses for vehicle services reported in section 12A
(Item = 1, 3, 10 or 11)

Question Text: ^PSCATT08Intro_Fill have ^YOU_ANYONE purchased any vehicle parts or accessories? Do not include tires.

Fills: PSCATT08Intro_Fill

Instructions: If PSCATA12 = EMPTY and PSCATA10 = EMPTY and PSCATA11 = EMPTY and PSCATA16 = EMPTY and PSCATA08 = EMPTY and PSCATT09 = EMPTY then fill "Now, please think about the last six months, since the first of ^SixMonthsAgo" ELSE fill "In the last SIX MONTHS,"

Fills: SixMonthsAgo

Instructions: IF CUR_MONTHNUM = 01 then fill "July YEAR minus 1 year"
ELSEIF CUR_MONTHNUM = 02 then fill "August YEAR minus 1 year"
ELSEIF CUR_MONTHNUM = 03 then fill "September YEAR minus 1 year"
ELSEIF CUR_MONTHNUM = 04 then fill "October YEAR minus 1 year"
ELSEIF CUR_MONTHNUM = 05 then fill "November YEAR minus 1 year"
ELSEIF CUR_MONTHNUM = 06 then fill "December YEAR minus 1 year"
ELSEIF CUR_MONTHNUM = 07 then fill "January YEAR"
ELSEIF CUR_MONTHNUM = 08 then fill "February YEAR"
ELSEIF CUR_MONTHNUM = 09 then fill "March YEAR"
ELSEIF CUR_MONTHNUM = 10 then fill "April YEAR"
ELSEIF CUR_MONTHNUM = 11 then fill "May YEAR"
ELSEIF CUR_MONTHNUM = 12 then fill "June YEAR"

Fills: YOU_ANYONE

Instructions: IF NUMHOUSE = 1 then fill "you"
ELSE fill "you or anyone in your household"

Type: Enumerated

Length: 1

Answer List: TYesNo

Value:	Mnemonic:	Description:
1	Yes	Yes
2	No	No

- Don't Know
- Refuse
- Empty

- On Input
- On Output

Array:

Skip Instructions: 1: Goto T08_COST

2,DK,RF: IF Ask_T[07] = 1 then goto PSCATT07
ELSEIF Ask_A[09] = 1 then goto PSCATA09
ELSE goto END_POPGRP10

Instrument SAS Name: PSCATT08

Destination Data Set: POP10

T08_COST

Field

BSECT20C.BLP_POPGRP10.T08_COST

Description: Purchase price

Form Pane Label: Cost

SAS Name: T08_COST

Tag Name: T08_COST

Inherited Universe:

Universe: PSCATT08 = 1

Universe Description: HH did purchase of vehicle parts or accessories in the last six months

Question Text: In the last **SIX MONTHS**, how much did ^YOU_YRCU spend on your last purchase of vehicle parts or accessories? Do not include tires.

Fills: YOU_YRCU

Instructions: IF NUMHOUSE = 1 then fill "you"
ELSE fill "your household"

Type: Integer

Length: 7

Min: 1

Max: 999999

Don't Know

Refuse

Empty

On Input

On Output

Array:

Special Instructions: Display a \$ and comma in the entry field

Skip Instructions: IF ENTRY lt 5 or gt 1700 then goto ERR1_T08COST

ELSE goto T08STORE

Instrument SAS Name: T08_COST

Destination Data Set: POP10

Check

ERR1_T08COST
BSECT20C.BLP_POPGRP10.ERR1_T08COST

Description: Out of Range Check

Inherited Universe:

Universe: (T08_COST lt 5 or T08_COST gt 1700) AND T08_COST <> DK AND T08_COST <>
RF

Universe Description:

Text: THE VALUE ENTERED IS UNUSUALLY HIGH OR LOW

PLEASE VERIFY AND IF CORRECT, ENTER ITEM LEVEL NOTE

Check Instructions:

Type: Soft

Skip Instructions: Suppress: Goto T08STORE

All others, go back to T08_COST

T08STORE

Field

BSECT20C.BLP_POPGRP10.T08STORE

Description: Where Purchased

Form Pane Label: Business

SAS Name: T08STORE

Tag Name: T08STORE

Inherited Universe:

Universe: PSCATT08 = 1

Universe Description: HH did purchase of vehicle parts or accessories in the last six months

Question Text: What is the name of the business where this was last purchased?

✦ Enter store, website, or company name

Type: String

Length: 45

Don't Know

Refuse

Empty

On Input

On Output

Array:

Special Instructions: IF uppercase entry contains ".COM" then set T08PURCH = 1
and "keep" and "Show"

Skip Instructions: IF uppercase entry does not contains ".COM" and is not a DK
or RF then goto T08PURCH

ELSEIF Ask_T[07] = 1 then goto PSCATT07

ELSEIF Ask_A[09] = 1 then goto PSCATA09

ELSE goto END_POPGRP10

Instrument SAS Name: T08STORE

Destination Data Set: POP10

Field

T08PURCH
BSECT20C.BLP_POPGRP10.T08PURCH

Description: Purchased Online or in person

Form Pane Label: Online

SAS Name: T08PURCH

Tag Name: T08PURCH

Inherited Universe:

Universe: T08STORE = RESPONSE and
(Uppercase entry in T08STORE does not contain ".COM")

Universe Description: Business name is not DK, RF or .COM

Question Text: Was this paid for -

Type: Enumerated

Length: 1

Answer List: Tonline

Value:	Mnemonic:	Description:
1	Online	Online?
2	InPerson	In person?
3	MailTel	By mail or telephone order?
4	Other	Other

- Don't Know
- Refuse
- Empty

- On Input
- On Output

Array:

Special Instructions: Answer list descriptions for options 1-3 should be bold black

Skip Instructions: 1,3,4,DK,RF: IF Ask_T[07] = 1 then goto PSCATT07
ELSEIF Ask_A[09] = 1 then goto PSCATA09
ELSE goto END_POPGRP10

2: Goto T08LOC

Instrument SAS Name: T08PURCH

Destination Data Set: POP10

Field

T08LOC
BSECT20C.BLP_POPGRP10.T08LOC

Description: Purchase location - City

Form Pane Label: Location - City

SAS Name: T08LOC

Tag Name: T08LOC

Inherited Universe:

Universe: T08PURCH = 2

Universe Description: Paid for in person

Question Text: In what city is ^T08STORE_Fill located?

Fills: T08STORE_Fill

Instructions: Fill entry from T08STORE

Type: String

Length: 45

Don't Know
 Refuse
 Empty

On Input
 On Output

Array:

Skip Instructions: Goto T08LOCST

Instrument SAS Name: T08LOC

Destination Data Set: POP10

T08LOCST

Field

BSECT20C.BLP_POPGRP10.T08LOCST

Description: Purchase location - State

Form Pane Label: State

SAS Name: T08LOCST

Tag Name: T08LOCST

Inherited Universe:

Universe: T08PURCH = 2

Universe Description: Paid for in person

Help Screen: H_DESTCODE

Question Text: ? [F1]

In what state is ^T08STORE_Fill located?

[Enter the two character state abbreviation](#)

Fills: T08STORE_Fill

Instructions: Fill entry from T08STORE

Type: String

Length: 2

- Don't Know
- Refuse
- Empty

- On Input
- On Output

Array:

Special Instructions: Use answer type TState - STRING[2], display width 4

Skip Instructions: IF entry is not a valid state abbreviation then
goto CK_T08LOCST

```
ELSEIF Ask_T[07] = 1 then goto PSCATT07
ELSEIF Ask_A[09] = 1 then goto PSCATA09
ELSE goto END_POPGRP10
```

Instrument SAS Name: T08LOCST

Destination Data Set: POP10

CK_T08LOCST

Check

BSECT20C.BLP_POPGRP10.CK_T08LOCST

Description: Not a valid state abbreviation

Inherited Universe:

Universe: (Entry in T08LOCST is not a valid state abbreviation) AND T08LOCST <> DK AND T08LOCST <> RF

Universe Description: State abbreviation entered is not valid

Text: * [Not a valid state abbreviation](#)

Check Instructions:

Type: Hard

Skip Instructions: Go back to T08LOCST

Field

PSCATT07
BSECT20C.BLP_POPGRP10.PSCATT07

Description: Purchased any tires in past 12 months?

Form Pane Label: Tires

SAS Name: PSCATT07

Tag Name: PSCATT07

Inherited Universe:

Universe: Ask_T[07] = yes

Universe Description: Tires were not selected in 12A (Item = 5)

Question Text: Now, please think about the last 12 months, since the first of
^TwelveMonthsAgo, have ^YOU_ANYONE purchased any tires?

Fills: TwelveMonthsAgo

Instructions: IF CUR_MONTHNUM = 01 then fill "December YEAR minus 2 years"
IF CUR_MONTHNUM = 02 then fill "January YEAR minus 1 year"
IF CUR_MONTHNUM = 03 then fill "February YEAR minus 1 year"
ELSEIF CUR_MONTHNUM = 04 then fill "March YEAR minus 1 year"
ELSEIF CUR_MONTHNUM = 05 then fill "April YEAR minus 1 year"
ELSEIF CUR_MONTHNUM = 06 then fill "May YEAR minus 1 year"
ELSEIF CUR_MONTHNUM = 07 then fill "June YEAR minus 1 year"
ELSEIF CUR_MONTHNUM = 08 then fill "July YEAR minus 1 year"
ELSEIF CUR_MONTHNUM = 09 then fill "August YEAR minus 1 year"
ELSEIF CUR_MONTHNUM = 10 then fill "September YEAR minus 1 year"
ELSEIF CUR_MONTHNUM = 11 then fill "October YEAR minus 1 year"
ELSEIF CUR_MONTHNUM = 12 then fill "November YEAR minus 1 year"

Fills: YOU_ANYONE

Instructions: IF NUMHOUSE = 1 then fill "you"
ELSE fill "you or anyone in your household"

Type: Enumerated

Length: 1

Answer List: TYesNo

Value:	Mnemonic:	Description:
1	Yes	Yes
2	No	No

- Don't Know
- Refuse
- Empty

- On Input
- On Output

Array:

Skip Instructions: 1: Goto T07_COST

2,DK,RF: IF Ask_A[09] = 1 then goto PSCATA09
ELSE goto END_POPGRP10

Instrument SAS Name: PSCATT07

Destination Data Set: POP10

Field

T07_COST
BSECT20C.BLP_POPGRP10.T07_COST

Description: Purchase price

Form Pane Label: Cost

SAS Name: T07_COST

Tag Name: T07_COST

Inherited Universe:

Universe: PSCATT07 = 1

Universe Description: HH did purchase tires in the last 12 months

Question Text: In the last 12 MONTHS, how much did ^YOU_YRCU spend on your last purchase of tires?

Fills: YOU_YRCU

Instructions: IF NUMHOUSE = 1 then fill "you"
ELSE fill "your household"

Type: Integer

Length: 7

Min: 1

Max: 999999

Don't Know

Refuse

Empty

On Input

On Output

Array:

Special Instructions: Display a \$ and comma in the entry field

Skip Instructions: IF ENTRY lt 5 or gt 700 then goto ERR1_T07COST

ELSE goto T07STORE

Instrument SAS Name: T07_COST

Destination Data Set: POP10

ERR1_T07COST

Check

BSECT20C.BLP_POPGRP10.ERR1_T07COST

Description: Out of Range Check

Inherited Universe:

Universe: (T07_COST lt 5 or T07_COST gt 700) AND T07_COST <> DK AND T07_COST <>
RF

Universe Description:

Text: THE VALUE ENTERED IS UNUSUALLY HIGH OR LOW

PLEASE VERIFY AND IF CORRECT, ENTER ITEM LEVEL NOTE

Check Instructions:

Type: Soft

Skip Instructions: Suppress: Goto T07STORE

All others, go back to T07_COST

Field

T07STORE
BSECT20C.BLP_POPGRP10.T07STORE

Description: Where Purchased

Form Pane Label: Business

SAS Name: T07STORE

Tag Name: T07STORE

Inherited Universe:

Universe: PSCATT07 = 1

Universe Description: HH did purchase tires in the last 12 months

Question Text: What is the name of the business where this was last purchased?

✦ Enter store, website, or company name

Type: String

Length: 45

Don't Know

Refuse

Empty

On Input

On Output

Array:

Special Instructions: IF uppercase entry contains ".COM" then set T07PURCH = 1
and "keep" and "Show"

Skip Instructions: IF uppercase entry does not contains ".COM" and is not a DK
or RF then goto T07PURCH

ELSEIF Ask_A[09] = 1 then goto PSCATA09

ELSE goto END_POPGRP10

Instrument SAS Name: T07STORE

Destination Data Set: POP10

T07PURCH

Field

BSECT20C.BLP_POPGRP10.T07PURCH

Description: Purchased Online or in person

Form Pane Label: Online

SAS Name: T07PURCH

Tag Name: T07PURCH

Inherited Universe:

Universe: T07STORE = RESPONSE and
(Uppercase entry in T07STORE does not contain ".COM")

Universe Description: Business name is not DK, RF or .COM

Question Text: Was this paid for -

Type: Enumerated

Length: 1

Answer List: Tonline

Value:	Mnemonic:	Description:
1	Online	Online?
2	InPerson	In person?
3	MailTel	By mail or telephone order?
4	Other	Other

- Don't Know
- Refuse
- Empty

- On Input
- On Output

Array:

Special Instructions: Answer list descriptions for options 1-3 should be bold black

Skip Instructions: 1,3,4,DK,RF: IF Ask_A[09] = 1 then goto PSCATA09
ELSE goto END_POPGRP10

2: Goto T07LOC

Instrument SAS Name: T07PURCH

Destination Data Set: POP10

T07LOC

Field

BSECT20C.BLP_POPGRP10.T07LOC

Description: Purchase location - City

Form Pane Label: Location - City

SAS Name: T07LOC

Tag Name: T07LOC

Inherited Universe:

Universe: T07PURCH = 2

Universe Description: Paid for in person

Question Text: In what city is ^T07STORE_Fill located?

Fills: T07STORE_Fill

Instructions: Fill entry from T07STORE

Type: String

Length: 45

- Don't Know
- Refuse
- Empty

- On Input
- On Output

Array:

Skip Instructions: Goto T07LOCST

Instrument SAS Name: T07LOC

Destination Data Set: POP10

Field

T07LOCST
BSECT20C.BLP_POPGRP10.T07LOCST

Description: Purchase location - State

Form Pane Label: State

SAS Name: T07LOCST

Tag Name: T07LOCST

Inherited Universe:

Universe: T07PURCH = 2

Universe Description: Paid for in person

Help Screen: H_DESTCODE

Question Text: ? [F1]

In what state is ^T07STORE_Fill located?

Enter the two character state abbreviation

Fills: T07STORE_Fill

Instructions: Fill entry from T07STORE

Type: String

Length: 2

- Don't Know
- Refuse
- Empty

- On Input
- On Output

Array:

Special Instructions: Use answer type TState - STRING[2], display width 4

Skip Instructions: IF entry is not a valid state abbreviation then
goto CK_T07LOCST

ELSEIF Ask_A[09] = 1 then goto PSCATA09
ELSE goto END_POPGRP10

Instrument SAS Name: T07LOCST

Destination Data Set: POP10

Check

CK_T07LOCST
BSECT20C.BLP_POPGRP10.CK_T07LOCST

Description: Not a valid state abbreviation

Inherited Universe:

Universe: (Entry in T07LOCST is not a valid state abbreviation) AND T07LOCST <> DK AND T07LOCST <> RF

Universe Description: State abbreviation entered is not valid

Text: * [Not a valid state abbreviation](#)

Check Instructions:

Type: Hard

Skip Instructions: Go back to T07LOCST

PSCATA09

Field

BSECT20C.BLP_POPGRP10.PSCATA09

Description: Purchased any women's coats or jackets in last 12 months

Form Pane Label: Women's Coats

SAS Name: PSCATA09

Tag Name: PSCATA09

Inherited Universe:

Universe: Ask_A[09] = yes

Universe Description: Women's coats not selected for 9A (Item = 1)

Question Text: ^PSCATA09Intro_Fill have ^YOU_ANYONE purchased any women's coats or jackets?

Fills: YOU_ANYONE

Instructions: IF NUMHOUSE = 1 then fill "you"
ELSE fill "you or anyone in your household"

Fills: PSCATA09Intro_Fill

Instructions: If PSCATT07 = EMPTY then fill "Now, please think about the last 12 months, since the first of ^TwelveMonthsAgo"
ELSE fill "In the last 12 MONTHS,"

Fills: TwelveMonthsAgo

Instructions: IF CUR_MONTHNUM = 01 then fill "December YEAR minus 2 years"
IF CUR_MONTHNUM = 02 then fill "January YEAR minus 1 year"
IF CUR_MONTHNUM = 03 then fill "February YEAR minus 1 year"
ELSEIF CUR_MONTHNUM = 04 then fill "March YEAR minus 1 year"
ELSEIF CUR_MONTHNUM = 05 then fill "April YEAR minus 1 year"
ELSEIF CUR_MONTHNUM = 06 then fill "May YEAR minus 1 year"
ELSEIF CUR_MONTHNUM = 07 then fill "June YEAR minus 1 year"
ELSEIF CUR_MONTHNUM = 08 then fill "July YEAR minus 1 year"
ELSEIF CUR_MONTHNUM = 09 then fill "August YEAR minus 1 year"
ELSEIF CUR_MONTHNUM = 10 then fill "September YEAR minus 1 year"
ELSEIF CUR_MONTHNUM = 11 then fill "October YEAR minus 1 year"
ELSEIF CUR_MONTHNUM = 12 then fill "November YEAR minus 1 year"

Type: Enumerated

Length: 1

Answer List: TYesNo

Value:	Mnemonic:	Description:
1	Yes	Yes
2	No	No

- Don't Know
- Refuse
- Empty

- On Input
- On Output

Array:

Skip Instructions: 1: Goto A09_COST

2,DK,RF: Goto END_POPGRP10

Instrument SAS Name: PSCATA09

Destination Data Set: POP10

A09_COST

Field

BSECT20C.BLP_POPGRP10.A09_COST

Description: Purchase price

Form Pane Label: Cost

SAS Name: A09_COST

Tag Name: A09_COST

Inherited Universe:

Universe: PSCATA09 = 1

Universe Description: HH did purchase women's coats or jackets in the last 12 months

Question Text: In the last 12 MONTHS, how much did ^YOU_YRCU spend on your last purchase of women's coats or jackets?

Fills: YOU_YRCU

Instructions: IF NUMHOUSE = 1 then fill "you"
ELSE fill "your household"

Type: Integer

Length: 7

Min: 1

Max: 999999

Don't Know

Refuse

Empty

On Input

On Output

Array:

Special Instructions: Display a \$ and comma in the entry field

Skip Instructions: IF ENTRY lt 9 or gt 400 then goto ERR1_A09COST

ELSE goto A09STORE

Instrument SAS Name: A09_COST

Destination Data Set: POP10

Check

ERR1_A09COST
BSECT20C.BLP_POPGRP10.ERR1_A09COST

Description: Out of Range Check

Inherited Universe:

Universe: (A09_COST lt 9 or A09_COST gt 400) AND A09_COST <> DK AND A09_COST <> RF

Universe Description:

Text: THE VALUE ENTERED IS UNUSUALLY HIGH OR LOW

PLEASE VERIFY AND IF CORRECT, ENTER ITEM LEVEL NOTE

Check Instructions:

Type: Soft

Skip Instructions: Suppress: Goto A09STORE

All others, go back to A09_COST

A09STORE

Field

BSECT20C.BLP_POPGRP10.A09STORE

Description: Where Purchased

Form Pane Label: Business

SAS Name: A09STORE

Tag Name: A09STORE

Inherited Universe:

Universe: PSCATA09 = 1

Universe Description: HH did purchase women's coats or jackets in the last 12 months

Question Text: What is the name of the business where this was last purchased?

✦ Enter store, website, or company name

Type: String

Length: 45

Don't Know

Refuse

Empty

On Input

On Output

Array:

Special Instructions: IF uppercase entry contains ".COM" then set A09PURCH = 1
and "keep" and "Show"

Skip Instructions: IF uppercase entry does not contains ".COM" and is not a DK
or RF then goto A09PURCH

ELSE goto END_POPGRP10

Instrument SAS Name: A09STORE

Destination Data Set: POP10

Field

A09PURCH
BSECT20C.BLP_POPGRP10.A09PURCH

Description: Purchased Online or in person

Form Pane Label: Online

SAS Name: A09PURCH

Tag Name: A09PURCH

Inherited Universe:

Universe: A09STORE = RESPONSE and
(Uppercase entry in A09STORE does not contain ".COM")

Universe Description: Business name is not DK, RF or .COM

Question Text: Was this paid for -

Type: Enumerated

Length: 1

Answer List: Tonline

Value:	Mnemonic:	Description:
1	Online	Online?
2	InPerson	In person?
3	MailTel	By mail or telephone order?
4	Other	Other

- Don't Know
- Refuse
- Empty

- On Input
- On Output

Array:

Special Instructions: Answer list descriptions for options 1-3 should be bold black

Skip Instructions: 1,3,4,DK,RF: Goto END_POPGRP10

2: Goto A09LOC

Instrument SAS Name: A09PURCH

Destination Data Set: POP10

Field

A09LOC
BSECT20C.BLP_POPGRP10.A09LOC

Description: Purchase location - City

Form Pane Label: Location - City

SAS Name: A09LOC

Tag Name: A09LOC

Inherited Universe:

Universe: A09PURCH = 2

Universe Description: Paid for in person

Question Text: In what city is ^A09STORE_Fill located?

Fills: A09STORE_Fill

Instructions: Fill entry from A09STORE

Type: String

Length: 45

Don't Know
 Refuse
 Empty

On Input
 On Output

Array:

Skip Instructions: Goto A09LOCST

Instrument SAS Name: A09LOC

Destination Data Set: POP10

A09LOCST

Field

BSECT20C.BLP_POPGRP10.A09LOCST

Description: Purchase location - State

Form Pane Label: State

SAS Name: A09LOCST

Tag Name: A09LOCST

Inherited Universe:

Universe: A09PURCH = 2

Universe Description: Paid for in person

Help Screen: H_DESTCODE

Question Text: ? [F1]

In what state is ^A09STORE_Fill located?

[Enter the two character state abbreviation](#)

Fills: A09STORE_Fill

Instructions: Fill entry from A09STORE

Type: String

Length: 2

Don't Know
 Refuse
 Empty

On Input
 On Output

Array:

Special Instructions: Use answer type TState - STRING[2], display width 4

Skip Instructions: IF entry is not a valid state abbreviation then
goto CK_A09LOCST

ELSE goto END_POPGRP10

Instrument SAS Name: A09LOCST

Destination Data Set: POP10

CK_A09LOCST

Check

BSECT20C.BLP_POPGRP10.CK_A09LOCST

Description: Not a valid state abbreviation

Inherited Universe:

Universe: (Entry in A09LOCST is not a valid state abbreviation) AND A09LOCST <> DK AND A09LOCST <> RF

Universe Description: State abbreviation entered is not valid

Text: * [Not a valid state abbreviation](#)

Check Instructions:

Type: Hard

Skip Instructions: Go back to A09LOCST

Field

END_POPGRP10
BSECT20C.BLP_POPGRP10.END_POPGRP10

Description: End of Section 20C - Pop Group 10

Form Pane Label:

SAS Name:

Tag Name:

Inherited Universe:

Universe:

Universe Description:

Question Text:

Type: Classification

Length: 0

- Don't Know
- Refuse
- Empty

- On Input
- On Output

Store Instructions: Set complete flag

```
IF Ask_A[12] = no and Ask_A[10] = no and Ask_A[11] = no  
and Ask_A[16] = no and Ask_A[08] = no and  
Ask_T[09] = no and Ask_T[08] = no and Ask_T[07] = no  
and Ask_A[09] = no THEN set S20C_Complete = 1
```

```
ELSEIF Ask_A[09] = yes THEN:
```

```
IF (PSCATA09 = 2, DK or RF) or  
(A09STORE contains .COM or is DK or RF) or  
(A09PURCH = 1, 3, 4, DK or RF) or  
(A09LOCST = RESPONSE, DK or RF) then  
set S20C_Complete = 1
```

```
ELSE set S20C_Complete = 2  
ENDIF
```

```
ELSEIF Ask_T[07] = yes THEN:
```

```
IF (PSCATT07 = 2, DK or RF) or  
(T07STORE contains .COM or is DK or RF) or  
(T07PURCH = 1, 3, 4, DK or RF) or
```

```
(T07LOCST = RESPONSE, DK or RF) then
  Set S20C_Complete = 1
ELSE set S20C_Compete = 2
ENDIF

ELSEIF Ask_T[08] = yes THEN:
  IF (PSCATT08 = 2, DK or RF) or
    (T08STORE contains .COM or is DK or RF) or
    (T08PURCH = 1, 3, 4, DK or RF) or
    (T08LOCST = RESPONSE, DK or RF) then
    Set S20C_Complete = 1
  ELSE set S20C_Compete = 2
  ENDIF

ELSEIF Ask_T[09] = yes THEN:
  IF (PSCATT09 = 2, DK or RF) or
    (T09STORE contains .COM or is DK or RF) or
    (T09PURCH = 1, 3, 4, DK or RF) or
    (T09LOCST = RESPONSE, DK or RF) then
    Set S20C_Complete = 1
  ELSE set S20C_Compete = 2
  ENDIF

ELSEIF Ask_A[08] = yes THEN:
  IF (PSCATA08 = 2, DK or RF) or
    (A08STORE contains .COM or is DK or RF) or
    (A08PURCH = 1, 3, 4, DK or RF) or
    (A08LOCST = RESPONSE, DK or RF) then
    Set S20C_Complete = 1
  ELSE set S20C_Compete = 2
  ENDIF

ELSEIF Ask_A[16] = yes THEN:
  IF (PSCATA16 = 2, DK or RF) or
    (A16STORE contains .COM or is DK or RF) or
    (A16PURCH = 1, 3, 4, DK or RF) or
    (A16LOCST = RESPONSE, DK or RF) then
    set S20C_Complete = 1
  ELSE set S20C_Compete = 2
  ENDIF

ELSEIF Ask_A[11] = yes THEN:
  IF (PSCATA11 = 2, DK or RF) or
    (A11STORE contains .COM or is DK or RF) or
    (A11PURCH = 1, 3, 4, DK or RF) or
    (A11LOCST = RESPONSE, DK or RF) then
    Set S20C_Complete = 1
```



```
ELSE set S20C_Compete = 2  
ENDIF
```

```
ELSEIF Ask_A[10] = yes THEN:  
  IF (PSCATA10 = 2, DK or RF) or  
    (A10STORE contains .COM or is DK or RF) or  
    (A10PURCH = 1, 3, 4, DK or RF) or  
    (A10LOCST = RESPONSE, DK or RF) then  
    Set S20C_Compete = 1  
  ELSE set S20C_Compete = 2  
ENDIF
```

```
ELSEIF Ask_A[12] = yes THEN:  
  IF (PSCATA12 = 2, DK or RF) or  
    (A12STORE contains .COM or is DK or RF) or  
    (A12PURCH = 1, 3, 4, DK or RF) or  
    (A12LOCST = RESPONSE, DK or RF) then  
    Set S20C_Compete = 1  
  ELSE set S20C_Compete = 2  
ENDIF
```

```
ELSE  
  Set S20C_Compete = 2  
ENDIF
```

Array:

Skip Instructions: Exit section 20C and goto the next appropriate section

POP11_AskFlags

Field

BSECT20C.POP11_AskFlags

Description: Set PopGrp 11 "Ask" flags

Form Pane Label:

SAS Name:

Tag Name:

Inherited Universe:

Universe:

Universe Description:

Question Text:

Type: Classification

Length: 0

- Don't Know
- Refuse
- Empty

- On Input
- On Output

Store Instructions: Set question eligibility flags

```
IF RT10.POPGRP = 11 and SECTCOMP[4] = 1 and  
SECTCOMP[11] = 1 and SECTCOMP[13] = 1 and SECTCOMP[16] = 1  
and SECTCOMP[19] = 1 and BSect20.S20A_END = 1 and  
BSect20.S20B_END = 1 THEN:
```

```
IF BSECT11.VOPGASX = 0 then then set Ask_T[05] = yes  
END
```

```
IF BSection4.LP4A_Flag[1] = no AND  
BSection4.section04B.PRPYCELL = 2 then  
set Ask_E[16] = yes  
END
```

```
IF BSection4.LP4A_Flag[2] = no then set Ask_E[17] = yes  
END
```

```
IF BSection4.LP4A_Flag[4] = no and
```

```
BSection16.LP16_Flag[20] = no then  
  set Ask_R[02] = yes  
END
```

```
IF BSect19.LP19A_Flag[17] = no then set Ask_R[09] = yes  
END
```

```
IF BSection16.LP16_Flag[23] = no and  
  BSection16.LP16_Flag[25] = no then  
  set Ask_R[05] = yes  
END
```

```
IF BSection16.LP16_Flag[19] = no then set Ask_R[07] = yes  
END
```

```
IF BSection16.LP16_Flag[22] = no then set Ask_R[04] = yes  
END
```

```
IF BSect13.LP13A_Flag[14] = no and  
  BSect13.LP13A_FLAG[15] = no then  
  set Ask_M[03] = yes  
END
```

```
IF BSECT20.BSECT20B.MASSTRAN = 2 then set Ask_T[18] = yes  
END
```

```
IF BSECT20.BSECT20B.TXLIMSRV = 2 then set Ask_T[19] = yes  
END  
END
```

Array:

BLP_POPGRP11
BSECT20C.BLP_POPGRP11

Block

Description: Extended Recall Questions for Pop Group 11

Tab Name:

Fly Over Name:

Universe Type: If

Inherited Universe:

Universe: RT10.POPGRP = 11 and SECTCOMP[4] = 1 and SECTCOMP[11] = 1 and
SECTCOMP[13] = 1 and SECTCOMP[16] = 1 and SECTCOMP[19] = 1
and BSect20.S20A_END = 1 and BSect20.S20B_END = 1

Universe Description:

Array:

Block Instructions:

Field

PGRP11_INTRO
BSECT20C.BLP_POPGRP11.PGRP11_INTRO

Description: Introduction

Form Pane Label: Intro

SAS Name:

Tag Name: PGRP11_INTRO

Inherited Universe:

Universe: Ask_T[05] = yes or Ask_E[16] = yes or Ask_E[17] = yes or
Ask_R[02] = yes or Ask_R[09] = yes or Ask_R[05] = yes or
Ask_R[07] = yes or Ask_R[04] = yes or Ask_M[03] = yes or
Ask_T[18] = yes or Ask_T[19] = yes

Universe Description:

Question Text: The next few questions are about expenses made by ^YOU_ANYONE during the last six months, that is, as far back as ^SixMonthsAgo. We have used the responses that you've already given us to shorten this part of the interview, so I'll only be asking you about expenses that you told me that you did not have in the last three months.

Fills: YOU_ANYONE

Instructions: IF NUMHOUSE = 1 then fill "you"
ELSE fill "you or anyone in your household"

Fills: SixMonthsAgo

Instructions: IF CUR_MONTHNUM = 01 then fill "July YEAR minus 1 year"
ELSEIF CUR_MONTHNUM = 02 then fill "August YEAR minus 1 year"
ELSEIF CUR_MONTHNUM = 03 then fill "September YEAR minus 1 year"
ELSEIF CUR_MONTHNUM = 04 then fill "October YEAR minus 1 year"
ELSEIF CUR_MONTHNUM = 05 then fill "November YEAR minus 1 year"
ELSEIF CUR_MONTHNUM = 06 then fill "December YEAR minus 1 year"
ELSEIF CUR_MONTHNUM = 07 then fill "January YEAR"
ELSEIF CUR_MONTHNUM = 08 then fill "February YEAR"
ELSEIF CUR_MONTHNUM = 09 then fill "March YEAR"
ELSEIF CUR_MONTHNUM = 10 then fill "April YEAR"
ELSEIF CUR_MONTHNUM = 11 then fill "May YEAR"
ELSEIF CUR_MONTHNUM = 12 then fill "June YEAR"

Type: Enumerated

Length: 1

Answer List: TContinue

Value:	Mnemonic:	Description:
1	Continue	Enter 1 to Continue

- Don't Know
- Refuse
- Empty

- On Input
- On Output

Array:

Skip Instructions: IF Ask_T[05] = 1 then goto PSCATT05
ELSEIF Ask_E[16] = 1 then goto PSCATE16
ELSEIF Ask_E[17] = 1 then goto PSCATE17
ELSEIF Ask_R[02] = 1 then goto PSCATR02
ELSEIF Ask_R[09] = 1 then goto PSCATR09
ELSEIF Ask_R[05] = 1 then goto PSCATR05
ELSEIF Ask_R[07] = 1 then goto PSCATR07
ELSEIF Ask_R[04] = 1 then goto PSCATR04
ELSEIF Ask_M[03] = 1 then goto PSCATM03
ELSEIF Ask_T[18] = 1 then goto PSCATT18
ELSEIF Ask_T[19] = 1 then goto PSCATT19
ELSE goto END_POPGRP11

Instrument SAS Name: PGRP11_INTRO

Field

PSCATT05

BSECT20C.BLP_POPGRP11.PSCATT05

Description: Purchased any gasoline, diesel, or alternative fuels in the last 6 months

Form Pane Label: Fuel

SAS Name: PSCATT05

Tag Name: PSCATT05

Inherited Universe:

Universe: Ask_T[05] = yes

Universe Description: Gasoline, diesel fuel, E85 or other fuels was not selected in 12C

Question Text: Now, please think about the last six months, since the first of ^SixMonthsAgo have ^YOU_ANYONE purchased any gasoline, diesel, or alternative fuels?

Fills: SixMonthsAgo

Instructions: IF CUR_MONTHNUM = 01 then fill "July YEAR minus 1 year"
ELSEIF CUR_MONTHNUM = 02 then fill "August YEAR minus 1 year"
ELSEIF CUR_MONTHNUM = 03 then fill "September YEAR minus 1 year"
ELSEIF CUR_MONTHNUM = 04 then fill "October YEAR minus 1 year"
ELSEIF CUR_MONTHNUM = 05 then fill "November YEAR minus 1 year"
ELSEIF CUR_MONTHNUM = 06 then fill "December YEAR minus 1 year"
ELSEIF CUR_MONTHNUM = 07 then fill "January YEAR"
ELSEIF CUR_MONTHNUM = 08 then fill "February YEAR"
ELSEIF CUR_MONTHNUM = 09 then fill "March YEAR"
ELSEIF CUR_MONTHNUM = 10 then fill "April YEAR"
ELSEIF CUR_MONTHNUM = 11 then fill "May YEAR"
ELSEIF CUR_MONTHNUM = 12 then fill "June YEAR"

Fills: YOU_ANYONE

Instructions: IF NUMHOUSE = 1 then fill "you"
ELSE fill "you or anyone in your household"

Type: Enumerated

Length: 1

Answer List: TYesNo

Value:	Mnemonic:	Description:
1	Yes	Yes
2	No	No

- Don't Know
- Refuse
- Empty

- On Input
- On Output

Array:

Skip Instructions: 1: Goto T05_COST

```
2,DK,RF: IF Ask_E[16] = 1 then goto PSCATE16
        ELSEIF Ask_E[17] = 1 then goto PSCATE17
        ELSEIF Ask_R[02] = 1 then goto PSCATR02
        ELSEIF Ask_R[09] = 1 then goto PSCATR09
        ELSEIF Ask_R[05] = 1 then goto PSCATR05
        ELSEIF Ask_R[07] = 1 then goto PSCATR07
        ELSEIF Ask_R[04] = 1 then goto PSCATR04
        ELSEIF Ask_M[03] = 1 then goto PSCATM03
        ELSEIF Ask_T[18] = 1 then goto PSCATT18
        ELSEIF Ask_T[19] = 1 then goto PSCATT19
        ELSE goto END_POPGRP11
```

Instrument SAS Name: PSCATT05

Destination Data Set: POP11

Field

T05_COST
BSECT20C.BLP_POPGRP11.T05_COST

Description: Purchase price

Form Pane Label: Cost

SAS Name: T05_COST

Tag Name: T05_COST

Inherited Universe:

Universe: PSCATT05 = 1

Universe Description: HH did purchase gasoline, diesel or alternative fuels in the last 6 months

Question Text: In the last **SIX MONTHS**, how much did ^YOU_YRCU spend on your last purchase of gasoline, diesel or alternative fuels?

Fills: YOU_YRCU

Instructions: IF NUMHOUSE = 1 then fill "you"
ELSE fill "your household"

Type: Integer

Length: 7

Min: 1

Max: 999999

Don't Know

Refuse

Empty

On Input

On Output

Array:

Special Instructions: Display a \$ and comma in the entry field

Skip Instructions: IF ENTRY gt 400 then goto ERR1_T05COST

ELSE goto T05STORE

Instrument SAS Name: T05_COST

Destination Data Set: POP11

ERR1_T05COST

Check

BSECT20C.BLP_POPGRP11.ERR1_T05COST

Description: Out of Range Check

Inherited Universe:

Universe: (T05_COST gt 400) AND T05_COST <> DK AND T05_COST <> RF

Universe Description:

Text: THE VALUE ENTERED IS UNUSUALLY HIGH OR LOW

PLEASE VERIFY AND IF CORRECT, ENTER ITEM LEVEL NOTE

Check Instructions:

Type: Soft

Skip Instructions: Suppress: Goto T05STORE

All others, go back to T05_COST

Field

T05STORE
BSECT20C.BLP_POPGRP11.T05STORE

Description: Where Purchased

Form Pane Label: Business

SAS Name: T05STORE

Tag Name: T05STORE

Inherited Universe:

Universe: PSCATT05 = 1

Universe Description: HH did purchase gasoline, diesel or alternative fuels in the last 6 months

Question Text: What is the name of the business where this was last purchased?

✦ Enter store, website, or company name

Type: String

Length: 45

Don't Know

Refuse

Empty

On Input

On Output

Array:

Special Instructions: IF uppercase entry contains ".COM" then set T05PURCH = 1
and "keep" and "Show"

Skip Instructions: IF uppercase entry does not contains ".COM" and is not a DK
or RF then goto T05PURCH

ELSEIF Ask_E[16] = 1 then goto PSCATE16
ELSEIF Ask_E[17] = 1 then goto PSCATE17
ELSEIF Ask_R[02] = 1 then goto PSCATR02
ELSEIF Ask_R[09] = 1 then goto PSCATR09
ELSEIF Ask_R[05] = 1 then goto PSCATR05
ELSEIF Ask_R[07] = 1 then goto PSCATR07
ELSEIF Ask_R[04] = 1 then goto PSCATR04
ELSEIF Ask_M[03] = 1 then goto PSCATM03
ELSEIF Ask_T[18] = 1 then goto PSCATT18

```
ELSEIF Ask_T[19] = 1 then goto PSCATT19  
ELSE goto END_POPGRP11
```

Instrument SAS Name: T05STORE

Destination Data Set: POP11

Field

T05PURCH
BSECT20C.BLP_POPGRP11.T05PURCH

Description: Purchased Online or in person

Form Pane Label: Online

SAS Name: T05PURCH

Tag Name: T05PURCH

Inherited Universe:

Universe: T05STORE = RESPONSE and
(Uppercase entry in T05STORE does not contain ".COM")

Universe Description: Business name is not DK, RF or .COM

Question Text: Was this paid for -

Type: Enumerated

Length: 1

Answer List: Tonline

Value:	Mnemonic:	Description:
1	Online	Online?
2	InPerson	In person?
3	MailTel	By mail or telephone order?
4	Other	Other

- Don't Know
- Refuse
- Empty

- On Input
- On Output

Array:

Special Instructions: Answer list descriptions for options 1-3 should be bold black

Skip Instructions: 1,3,4,DK,RF: IF Ask_E[16] = 1 then goto PSCATE16
ELSEIF Ask_E[17] = 1 then goto PSCATE17
ELSEIF Ask_R[02] = 1 then goto PSCATR02
ELSEIF Ask_R[09] = 1 then goto PSCATR09
ELSEIF Ask_R[05] = 1 then goto PSCATR05

```
ELSEIF Ask_R[07] = 1 then goto PSCATR07  
ELSEIF Ask_R[04] = 1 then goto PSCATR04  
ELSEIF Ask_M[03] = 1 then goto PSCATM03  
ELSEIF Ask_T[18] = 1 then goto PSCATT18  
ELSEIF Ask_T[19] = 1 then goto PSCATT19  
ELSE goto END_POPGRP11
```

2: Goto T05LOC

Instrument SAS Name: T05PURCH

Destination Data Set: POP11

Field

T05LOC
BSECT20C.BLP_POPGRP11.T05LOC

Description: Purchase location - City

Form Pane Label: Location - City

SAS Name: T05LOC

Tag Name: T05LOC

Inherited Universe:

Universe: T05PURCH = 2

Universe Description: Paid for in person

Question Text: In what city is ^T05STORE_Fill located?

Fills: T05STORE_Fill

Instructions: Fill entry in T05STORE

Type: String

Length: 45

Don't Know
 Refuse
 Empty

On Input
 On Output

Array:

Skip Instructions: Goto T05LOCST

Instrument SAS Name: T05LOC

Destination Data Set: POP11

T05LOCST

Field

BSECT20C.BLP_POPGRP11.T05LOCST

Description: Purchase location - State

Form Pane Label: State

SAS Name: T05LOCST

Tag Name: T05LOCST

Inherited Universe:

Universe: T05PURCH = 2

Universe Description: Paid for in person

Help Screen: H_DESTCODE

Question Text: ? [F1]

In what state is ^T05STORE_Fill located?

[Enter the two character state abbreviation](#)

Fills: T05STORE_Fill

Instructions: Fill entry in T05STORE

Type: String

Length: 2

- Don't Know
- Refuse
- Empty

- On Input
- On Output

Array:

Special Instructions: Use answer type TState - STRING[2], display width 4

Skip Instructions: IF entry is not a valid state abbreviation then
goto CK_T05LOCST

ELSEIF Ask_E[16] = 1 then goto PSCATE16
ELSEIF Ask_E[17] = 1 then goto PSCATE17
ELSEIF Ask_R[02] = 1 then goto PSCATR02


```
ELSEIF Ask_R[09] = 1 then goto PSCATR09  
ELSEIF Ask_R[05] = 1 then goto PSCATR05  
ELSEIF Ask_R[07] = 1 then goto PSCATR07  
ELSEIF Ask_R[04] = 1 then goto PSCATR04  
ELSEIF Ask_M[03] = 1 then goto PSCATM03  
ELSEIF Ask_T[18] = 1 then goto PSCATT18  
ELSEIF Ask_T[19] = 1 then goto PSCATT19  
ELSE goto END_POPGRP11
```

Instrument SAS Name: T05LOCST

Destination Data Set: POP11

CK_T05LOCST

Check

BSECT20C.BLP_POPGRP11.CK_T05LOCST

Description: Not a valid state abbreviation

Inherited Universe:

Universe: (Entry in T05LOCST is not a valid state abbreviation) AND T05LOCST <> DK AND T05LOCST <> RF

Universe Description: State abbreviation entered is not valid

Text: * [Not a valid state abbreviation](#)

Check Instructions:

Type: Hard

Skip Instructions: Go back to T05LOCST

Field

PSCATE16

BSECT20C.BLP_POPGRP11.PSCATE16

Description: Had any expenses for cell service in the last 6 months

Form Pane Label: Cell Service

SAS Name: PSCATE16

Tag Name: PSCATE16

Inherited Universe:

Universe: Ask_E[16] = yes

Universe Description: Mobile or cellular service or purchased any pre-paid cellular minutes was not selected in 4A or 4B

Question Text: ^PSCATE16Intro_Fill have ^YOU_ANYONE had any expenses for cellular telephone service?

Fills: PSCATE16Intro_Fill

Instructions: If PSCATT05 = EMPTY then fill "Now, please think about the last six months, since the first of ^SixMonthsAgo"
ELSE fill "In the last SIX MONTHS,"

Fills: SixMonthsAgo

Instructions: IF CUR_MONTHNUM = 01 then fill "July YEAR minus 1 year"
ELSEIF CUR_MONTHNUM = 02 then fill "August YEAR minus 1 year"
ELSEIF CUR_MONTHNUM = 03 then fill "September YEAR minus 1 year"
ELSEIF CUR_MONTHNUM = 04 then fill "October YEAR minus 1 year"
ELSEIF CUR_MONTHNUM = 05 then fill "November YEAR minus 1 year"
ELSEIF CUR_MONTHNUM = 06 then fill "December YEAR minus 1 year"
ELSEIF CUR_MONTHNUM = 07 then fill "January YEAR"
ELSEIF CUR_MONTHNUM = 08 then fill "February YEAR"
ELSEIF CUR_MONTHNUM = 09 then fill "March YEAR"
ELSEIF CUR_MONTHNUM = 10 then fill "April YEAR"
ELSEIF CUR_MONTHNUM = 11 then fill "May YEAR"
ELSEIF CUR_MONTHNUM = 12 then fill "June YEAR"

Fills: YOU_ANYONE

Instructions: IF NUMHOUSE = 1 then fill "you"
ELSE fill "you or anyone in your household"

Type: Enumerated

Length: 1

Answer List: TYesNo

Value:	Mnemonic:	Description:
1	Yes	Yes
2	No	No

- Don't Know
- Refuse
- Empty

- On Input
- On Output

Array:

Skip Instructions: 1: Goto E16_COST

```
2,DK,RF: IF Ask_E[17] = 1 then goto PSCATE17
          ELSEIF Ask_R[02] = 1 then goto PSCATR02
          ELSEIF Ask_R[09] = 1 then goto PSCATR09
          ELSEIF Ask_R[05] = 1 then goto PSCATR05
          ELSEIF Ask_R[07] = 1 then goto PSCATR07
          ELSEIF Ask_R[04] = 1 then goto PSCATR04
          ELSEIF Ask_M[03] = 1 then goto PSCATM03
          ELSEIF Ask_T[18] = 1 then goto PSCATT18
          ELSEIF Ask_T[19] = 1 then goto PSCATT19
          ELSE goto END_POPGRP11
```

Instrument SAS Name: PSCATE16

Destination Data Set: POP11

Field

E16_COST
BSECT20C.BLP_POPGRP11.E16_COST

Description: Purchase price

Form Pane Label: Cost

SAS Name: E16_COST

Tag Name: E16_COST

Inherited Universe:

Universe: PSCATE16 = 1

Universe Description: HH had expenses for cell service in the last 6 months

Question Text: In the last SIX MONTHS, how much was ^YR_YRCUS last expense for cellular telephone service?

Fills: YR_YRCUS

Instructions: IF NUMHOUSE = 1 then fill "your"
ELSE fill "your household's"

Type: Integer

Length: 7

Min: 1

Max: 999999

Don't Know

Refuse

Empty

On Input

On Output

Array:

Special Instructions: Display a \$ and comma in the entry field

Skip Instructions: IF ENTRY lt 7 or gt 400 then goto ERR1_E16COST

ELSE goto E16STORE

Instrument SAS Name: E16_COST

Destination Data Set: POP11

ERR1_E16COST

Check

BSECT20C.BLP_POPGRP11.ERR1_E16COST

Description: Out of Range Check

Inherited Universe:

Universe: (E16_COST lt 7 or E16_COST gt 400) AND E16_COST <> DK AND E16_COST <>
RF

Universe Description:

Text: THE VALUE ENTERED IS UNUSUALLY HIGH OR LOW

PLEASE VERIFY AND IF CORRECT, ENTER ITEM LEVEL NOTE

Check Instructions:

Type: Soft

Skip Instructions: Suppress: Goto E16STORE

All others, go back to E16_COST

Field

E16STORE
BSECT20C.BLP_POPGRP11.E16STORE

Description: Where Purchased

Form Pane Label: Business

SAS Name: E16STORE

Tag Name: E16STORE

Inherited Universe:

Universe: PSCATE16 = 1

Universe Description: HH had expenses for cell service in the last 6 months

Question Text: What is the name of the business where ^YOU_YRCU had this expense?

✦ Enter store, website, or company name

Fills: YOU_YRCU

Instructions: IF NUMHOUSE = 1 then fill "you"
ELSE fill "your household"

Type: String

Length: 45

Don't Know

Refuse

Empty

On Input

On Output

Array:

Special Instructions: IF uppercase entry contains ".COM" then set E16PURCH = 1
and "keep" and "Show"

Skip Instructions: IF uppercase entry does not contains ".COM" and is not a DK
or RF then goto E16PURCH

ELSEIF Ask_E[17] = 1 then goto PSCATE17

ELSEIF Ask_R[02] = 1 then goto PSCATR02

ELSEIF Ask_R[09] = 1 then goto PSCATR09

ELSEIF Ask_R[05] = 1 then goto PSCATR05

ELSEIF Ask_R[07] = 1 then goto PSCATR07

```
ELSEIF Ask_R[04] = 1 then goto PSCATR04  
ELSEIF Ask_M[03] = 1 then goto PSCATM03  
ELSEIF Ask_T[18] = 1 then goto PSCATT18  
ELSEIF Ask_T[19] = 1 then goto PSCATT19  
ELSE goto END_POPGRP11
```

Instrument SAS Name: E16STORE

Destination Data Set: POP11

Field

E16PURCH
BSECT20C.BLP_POPGRP11.E16PURCH

Description: Purchased Online or in person

Form Pane Label: Online

SAS Name: E16PURCH

Tag Name: E16PURCH

Inherited Universe:

Universe: E16STORE = RESPONSE and
(Uppercase entry in E16STORE does not contain ".COM")

Universe Description: Business name is not DK, RF or .COM

Question Text: Was this paid for -

Type: Enumerated

Length: 1

Answer List: Tonline

Value:	Mnemonic:	Description:
1	Online	Online?
2	InPerson	In person?
3	MailTel	By mail or telephone order?
4	Other	Other

- Don't Know
- Refuse
- Empty

- On Input
- On Output

Array:

Special Instructions: Answer list descriptions for options 1-3 should be bold black

Skip Instructions: 1,3,4,DK,RF: IF Ask_E[17] = 1 then goto PSCATE17
ELSEIF Ask_R[02] = 1 then goto PSCATR02
ELSEIF Ask_R[09] = 1 then goto PSCATR09
ELSEIF Ask_R[05] = 1 then goto PSCATR05
ELSEIF Ask_R[07] = 1 then goto PSCATR07

```
ELSEIF Ask_R[04] = 1 then goto PSCATR04  
ELSEIF Ask_M[03] = 1 then goto PSCATM03  
ELSEIF Ask_T[18] = 1 then goto PSCATT18  
ELSEIF Ask_T[19] = 1 then goto PSCATT19  
ELSE goto END_POPGRP11
```

2: Goto E16LOC

Instrument SAS Name: E16PURCH

Destination Data Set: POP11

Field

E16LOC
BSECT20C.BLP_POPGRP11.E16LOC

Description: Purchase location - City

Form Pane Label: Location - City

SAS Name: E16LOC

Tag Name: E16LOC

Inherited Universe:

Universe: E16PURCH = 2

Universe Description: Paid for in person

Question Text: In what city is ^E16STORE_Fill located?

Fills: E16STORE_Fill

Instructions: Fill entry in E16STORE

Type: String

Length: 45

Don't Know
 Refuse
 Empty

On Input
 On Output

Array:

Skip Instructions: Goto E16LOCST

Instrument SAS Name: E16LOC

Destination Data Set: POP11

E16LOCST

Field

BSECT20C.BLP_POPGRP11.E16LOCST

Description: Purchase location - State

Form Pane Label: State

SAS Name: E16LOCST

Tag Name: E16LOCST

Inherited Universe:

Universe: E16PURCH = 2

Universe Description: Paid for in person

Help Screen: H_DESTCODE

Question Text: ? [F1]

In what state is ^E16STORE_Fill located?

[Enter the two character state abbreviation](#)

Fills: E16STORE_Fill

Instructions: Fill entry in E16STORE

Type: String

Length: 2

- Don't Know
- Refuse
- Empty

- On Input
- On Output

Array:

Special Instructions: Use answer type TState - STRING[2], display width 4

Skip Instructions: IF entry is not a valid state abbreviation then
goto CK_E16LOCST

```
ELSEIF Ask_E[17] = 1 then goto PSCATE17
ELSEIF Ask_R[02] = 1 then goto PSCATR02
ELSEIF Ask_R[09] = 1 then goto PSCATR09
```

```
ELSEIF Ask_R[05] = 1 then goto PSCATR05  
ELSEIF Ask_R[07] = 1 then goto PSCATR07  
ELSEIF Ask_R[04] = 1 then goto PSCATR04  
ELSEIF Ask_M[03] = 1 then goto PSCATM03  
ELSEIF Ask_T[18] = 1 then goto PSCATT18  
ELSEIF Ask_T[19] = 1 then goto PSCATT19  
ELSE goto END_POPGRP11
```

Instrument SAS Name: E16LOCST

Destination Data Set: POP11

CK_E16LOCST

Check

BSECT20C.BLP_POPGRP11.CK_E16LOCST

Description: Not a valid state abbreviation

Inherited Universe:

Universe: (Entry in E16LOCST is not a valid state abbreviation) AND E16LOCST <> DK AND E16LOCST <> RF

Universe Description: State abbreviation entered is not valid

Text: * [Not a valid state abbreviation](#)

Check Instructions:

Type: Hard

Skip Instructions: Go back to E16LOCST

Field

PSCATE17

BSECT20C.BLP_POPGRP11.PSCATE17

Description: Had any expenses for local or long distance landline telephone service in the last 6 months

Form Pane Label: Landline Service

SAS Name: PSCATE17

Tag Name: PSCATE17

Inherited Universe:

Universe: Ask_E[17] = yes

Universe Description: Residential service including Voice over IP was not selected in 4A

Question Text: ^PSCATE17Intro_Fill have ^YOU_ANYONE had any expenses for local or long distance landline telephone service including prepaid phone cards?

Fills: PSCATE17Intro_Fill

Instructions: If PSCATT05 = EMPTY AND PSCATE16 = EMPTY then fill "Now, please think about the last six months, since the first of ^SixMonthsAgo"
ELSE fill "In the last SIX MONTHS,"

Fills: SixMonthsAgo

Instructions: IF CUR_MONTHNUM = 01 then fill "July YEAR minus 1 year"
ELSEIF CUR_MONTHNUM = 02 then fill "August YEAR minus 1 year"
ELSEIF CUR_MONTHNUM = 03 then fill "September YEAR minus 1 year"
ELSEIF CUR_MONTHNUM = 04 then fill "October YEAR minus 1 year"
ELSEIF CUR_MONTHNUM = 05 then fill "November YEAR minus 1 year"
ELSEIF CUR_MONTHNUM = 06 then fill "December YEAR minus 1 year"
ELSEIF CUR_MONTHNUM = 07 then fill "January YEAR"
ELSEIF CUR_MONTHNUM = 08 then fill "February YEAR"
ELSEIF CUR_MONTHNUM = 09 then fill "March YEAR"
ELSEIF CUR_MONTHNUM = 10 then fill "April YEAR"
ELSEIF CUR_MONTHNUM = 11 then fill "May YEAR"
ELSEIF CUR_MONTHNUM = 12 then fill "June YEAR"

Fills: YOU_ANYONE

Instructions: IF NUMHOUSE = 1 then fill "you"
ELSE fill "you or anyone in your household"

Type: Enumerated

Length: 1

Answer List: TYesNo

Value:	Mnemonic:	Description:
1	Yes	Yes
2	No	No

- Don't Know
- Refuse
- Empty

- On Input
- On Output

Array:

Skip Instructions: 1: Goto E17_COST

```
2,DK,RF: IF Ask_R[02] = 1 then goto PSCATR02
          ELSEIF Ask_R[09] = 1 then goto PSCATR09
          ELSEIF Ask_R[05] = 1 then goto PSCATR05
          ELSEIF Ask_R[07] = 1 then goto PSCATR07
          ELSEIF Ask_R[04] = 1 then goto PSCATR04
          ELSEIF Ask_M[03] = 1 then goto PSCATM03
          ELSEIF Ask_T[18] = 1 then goto PSCATT18
          ELSEIF Ask_T[19] = 1 then goto PSCATT19
          ELSE goto END_POPGRP11
```

Instrument SAS Name: PSCATE17

Destination Data Set: POP11

Field

E17_COST
BSECT20C.BLP_POPGRP11.E17_COST

Description: Purchase price

Form Pane Label: Cost

SAS Name: E17_COST

Tag Name: E17_COST

Inherited Universe:

Universe: PSCATE17 = 1

Universe Description: HH did have expenses for local or long distance landline telephone service in the last 6 months

Question Text: In the last SIX MONTHS, how much was ^YR_YRCUS last expense for local or long distance landline telephone service including prepaid phone cards?

Fills: YR_YRCUS

Instructions: IF NUMHOUSE = 1 then fill "your"
ELSE fill "your household's"

Type: Integer

Length: 7

Min: 1

Max: 999999

- Don't Know
- Refuse
- Empty

- On Input
- On Output

Array:

Special Instructions: Display a \$ and comma in the entry field

Skip Instructions: IF ENTRY lt 7 or gt 400 then goto ERR1_E17COST

ELSE goto E17STORE

Instrument SAS Name: E17_COST

Destination Data Set: POP11

Check

ERR1_E17COST
BSECT20C.BLP_POPGRP11.ERR1_E17COST

Description: Out of Range Check

Inherited Universe:

Universe: (E17_COST lt 7 or E17_COST gt 400) AND E17_COST <> DK AND E17_COST <>
RF

Universe Description:

Text: THE VALUE ENTERED IS UNUSUALLY HIGH OR LOW

PLEASE VERIFY AND IF CORRECT, ENTER ITEM LEVEL NOTE

Check Instructions:

Type: Soft

Skip Instructions: Suppress: Goto E17STORE

All others, go back to E17_COST

E17STORE

Field

BSECT20C.BLP_POPGRP11.E17STORE

Description: Where Purchased

Form Pane Label: Business

SAS Name: E17STORE

Tag Name: E17STORE

Inherited Universe:

Universe: PSCATE17 = 1

Universe Description: HH did have expenses for local or long distance landline telephone service in the last 6 months

Question Text: What is the name of the business where ^YOU_YRCU had this expense?

✦ Enter store, website, or company name

Fills: YOU_YRCU

Instructions: IF NUMHOUSE = 1 then fill "you"
ELSE fill "your household"

Type: String

Length: 45

Don't Know
 Refuse
 Empty

On Input
 On Output

Array:

Special Instructions: IF uppercase entry contains ".COM" then set E17PURCH = 1 and "keep" and "Show"

Skip Instructions: IF uppercase entry does not contains ".COM" and is not a DK or RF then goto E17PURCH

ELSEIF Ask_R[02] = 1 then goto PSCATR02
ELSEIF Ask_R[09] = 1 then goto PSCATR09
ELSEIF Ask_R[05] = 1 then goto PSCATR05
ELSEIF Ask_R[07] = 1 then goto PSCATR07

```
ELSEIF Ask_R[04] = 1 then goto PSCATR04  
ELSEIF Ask_M[03] = 1 then goto PSCATM03  
ELSEIF Ask_T[18] = 1 then goto PSCATT18  
ELSEIF Ask_T[19] = 1 then goto PSCATT19  
ELSE goto END_POPGRP11
```

Instrument SAS Name: E17STORE

Destination Data Set: POP11

E17PURCH

Field

BSECT20C.BLP_POPGRP11.E17PURCH

Description: Purchased Online or in person

Form Pane Label: Online

SAS Name: E17PURCH

Tag Name: E17PURCH

Inherited Universe:

Universe: E17STORE = RESPONSE and
(Uppercase entry in E17STORE does not contain ".COM")

Universe Description: Business name is not DK, RF or .COM

Question Text: Was this paid for -

Type: Enumerated

Length: 1

Answer List: Tonline

Value:	Mnemonic:	Description:
1	Online	Online?
2	InPerson	In person?
3	MailTel	By mail or telephone order?
4	Other	Other

- Don't Know
- Refuse
- Empty

- On Input
- On Output

Array:

Special Instructions: Answer list descriptions for options 1-3 should be bold black

Skip Instructions: 1,3,4,DK,RF: IF Ask_R[02] = 1 then goto PSCATR02
ELSEIF Ask_R[09] = 1 then goto PSCATR09
ELSEIF Ask_R[05] = 1 then goto PSCATR05
ELSEIF Ask_R[07] = 1 then goto PSCATR07
ELSEIF Ask_R[04] = 1 then goto PSCATR04

```
ELSEIF Ask_M[03] = 1 then goto PSCATM03  
ELSEIF Ask_T[18] = 1 then goto PSCATT18  
ELSEIF Ask_T[19] = 1 then goto PSCATT19  
ELSE goto END_POPGRP11
```

2: Goto E17LOC

Instrument SAS Name: E17PURCH

Destination Data Set: POP11

E17LOC

Field

BSECT20C.BLP_POPGRP11.E17LOC

Description: Purchase location - City

Form Pane Label: Location - City

SAS Name: E17LOC

Tag Name: E17LOC

Inherited Universe:

Universe: E17PURCH = 2

Universe Description: Paid for in person

Question Text: In what city is ^E17STORE_Fill located?

Fills: E17STORE_Fill

Instructions: Fill entry from E17STORE

Type: String

Length: 45

- Don't Know
- Refuse
- Empty

- On Input
- On Output

Array:

Skip Instructions: Goto E17LOCST

Instrument SAS Name: E17LOC

Destination Data Set: POP11

Field

E17LOCST
BSECT20C.BLP_POPGRP11.E17LOCST

Description: Purchase location - State

Form Pane Label: State

SAS Name: E17LOCST

Tag Name: E17LOCST

Inherited Universe:

Universe: E17PURCH = 2

Universe Description: Paid for in person

Help Screen: H_DESTCODE

Question Text: ? [F1]

In what state is ^E17STORE_Fill located?

[Enter the two character state abbreviation](#)

Fills: E17STORE_Fill

Instructions: Fill entry from E17STORE

Type: String

Length: 2

- Don't Know
- Refuse
- Empty

- On Input
- On Output

Array:

Special Instructions: Use answer type TState - STRING[2], display width 4

Skip Instructions: IF entry is not a valid state abbreviation then
goto CK_E17LOCST

ELSEIF Ask_R[02] = 1 then goto PSCATR02
ELSEIF Ask_R[09] = 1 then goto PSCATR09
ELSEIF Ask_R[05] = 1 then goto PSCATR05

```
ELSEIF Ask_R[07] = 1 then goto PSCATR07  
ELSEIF Ask_R[04] = 1 then goto PSCATR04  
ELSEIF Ask_M[03] = 1 then goto PSCATM03  
ELSEIF Ask_T[18] = 1 then goto PSCATT18  
ELSEIF Ask_T[19] = 1 then goto PSCATT19  
ELSE goto END_POPGRP11
```

Instrument SAS Name: E17LOCST

Destination Data Set: POP11

Check

CK_E17LOCST
BSECT20C.BLP_POPGRP11.CK_E17LOCST

Description: Not a valid state abbreviation

Inherited Universe:

Universe: (Entry in E17LOCST is not a valid state abbreviation) AND E17LOCST <> DK AND E17LOCST <> RF

Universe Description: State abbreviation entered is not valid

Text: * [Not a valid state abbreviation](#)

Check Instructions:

Type: Hard

Skip Instructions: Go back to E17LOCST

PSCATR02

Field

BSECT20C.BLP_POPGRP11.PSCATR02

Description: Had any expenses for cable or satellite television or radio service in the last 6 months

Form Pane Label: Cable or Sat

SAS Name: PSCATR02

Tag Name: PSCATR02

Inherited Universe:

Universe: Ask_R[02] = yes

Universe Description: Cable or satellite television service or Sirius or XM satellite radio service was not selected in 4A or 17

Question Text: ^PSCATR02Intro_Fill have ^YOU_ANYONE had any expenses for any cable or satellite television or radio service?

Fills: YOU_ANYONE

Instructions: IF NUMHOUSE = 1 then fill "you"
ELSE fill "you or anyone in your household"

Fills: PSCATR02Intro_Fill

Instructions: If PSCATT05 = EMPTY and PSCATE16 = EMPTY AND PSCATE17 = EMPTY then fill "Now, please think about the last six months, since the first of ^SixMonthsAgo"
ELSE fill "In the last SIX MONTHS,"

Fills: SixMonthsAgo

Instructions: IF CUR_MONTHNUM = 01 then fill "July YEAR minus 1 year"
ELSEIF CUR_MONTHNUM = 02 then fill "August YEAR minus 1 year"
ELSEIF CUR_MONTHNUM = 03 then fill "September YEAR minus 1 year"
ELSEIF CUR_MONTHNUM = 04 then fill "October YEAR minus 1 year"
ELSEIF CUR_MONTHNUM = 05 then fill "November YEAR minus 1 year"
ELSEIF CUR_MONTHNUM = 06 then fill "December YEAR minus 1 year"
ELSEIF CUR_MONTHNUM = 07 then fill "January YEAR"
ELSEIF CUR_MONTHNUM = 08 then fill "February YEAR"
ELSEIF CUR_MONTHNUM = 09 then fill "March YEAR"
ELSEIF CUR_MONTHNUM = 10 then fill "April YEAR"
ELSEIF CUR_MONTHNUM = 11 then fill "May YEAR"
ELSEIF CUR_MONTHNUM = 12 then fill "June YEAR"

Type: Enumerated

Length: 1

Answer List: TYesNo

Value:	Mnemonic:	Description:
1	Yes	Yes
2	No	No

- Don't Know
- Refuse
- Empty

- On Input
- On Output

Array:

Skip Instructions: 1: Goto R02_COST

```
2,DK,RF: IF Ask_R[09] = 1 then goto PSCATR09
          ELSEIF Ask_R[05] = 1 then goto PSCATR05
          ELSEIF Ask_R[07] = 1 then goto PSCATR07
          ELSEIF Ask_R[04] = 1 then goto PSCATR04
          ELSEIF Ask_M[03] = 1 then goto PSCATM03
          ELSEIF Ask_T[18] = 1 then goto PSCATT18
          ELSEIF Ask_T[19] = 1 then goto PSCATT19
          ELSE goto END_POPGRP11
```

Instrument SAS Name: PSCATR02

Destination Data Set: POP11

R02_COST

Field

BSECT20C.BLP_POPGRP11.R02_COST

Description: Purchase price

Form Pane Label: Cost

SAS Name: R02_COST

Tag Name: R02_COST

Inherited Universe:

Universe: PSCATR02 = 1

Universe Description: HH had expenses for cable or satellite television or radio service in the last 6 months

Question Text: In the last **SIX MONTHS**, how much was ^YR_YRCUS last expense for cable or satellite television or radio service?

Fills: YR_YRCUS

Instructions: IF NUMHOUSE = 1 then fill "your"
ELSE fill "your household's"

Type: Integer

Length: 7

Min: 1

Max: 999999

Don't Know

Refuse

Empty

On Input

On Output

Array:

Special Instructions: Display a \$ and comma in the entry field

Skip Instructions: IF ENTRY lt 5 or gt 100 then goto ERR1_R02COST

ELSE goto R02STORE

Instrument SAS Name: R02_COST

Destination Data Set: POP11

Check

ERR1_R02COST
BSECT20C.BLP_POPGRP11.ERR1_R02COST

Description: Out of Range Check

Inherited Universe:

Universe: (R02_COST lt 5 or R02_COST gt 100) AND R02_COST <> DK AND R02_COST <> RF

Universe Description:

Text: THE VALUE ENTERED IS UNUSUALLY HIGH OR LOW

PLEASE VERIFY AND IF CORRECT, ENTER ITEM LEVEL NOTE

Check Instructions:

Type: Soft

Skip Instructions: Suppress: Goto R02STORE

All others, go back to R02_COST

R02STORE

Field

BSECT20C.BLP_POPGRP11.R02STORE

Description: Where Purchased

Form Pane Label: Business

SAS Name: R02STORE

Tag Name: R02STORE

Inherited Universe:

Universe: PSCATR02 = 1

Universe Description: HH had expenses for cable or satellite television or radio service in the last 6 months

Question Text: What is the name of the business where ^YOU_YRCU had this expense?

✦ Enter store, website, or company name

Fills: YOU_YRCU

Instructions: IF NUMHOUSE = 1 then fill "you"
ELSE fill "your household"

Type: String

Length: 45

Don't Know

Refuse

Empty

On Input

On Output

Array:

Special Instructions: IF uppercase entry contains ".COM" then set R02PURCH = 1
and "keep" and "Show"

Skip Instructions: IF uppercase entry does not contains ".COM" and is not a DK
or RF then goto R02PURCH

ELSEIF Ask_R[09] = 1 then goto PSCATR09

ELSEIF Ask_R[05] = 1 then goto PSCATR05

ELSEIF Ask_R[07] = 1 then goto PSCATR07

ELSEIF Ask_R[04] = 1 then goto PSCATR04

ELSEIF Ask_M[03] = 1 then goto PSCATM03


```
ELSEIF Ask_T[18] = 1 then goto PSCATT18  
ELSEIF Ask_T[19] = 1 then goto PSCATT19  
ELSE goto END_POPGRP11
```

Instrument SAS Name: R02STORE

Destination Data Set: POP11

R02PURCH

Field

BSECT20C.BLP_POPGRP11.R02PURCH

Description: Purchased Online or in person

Form Pane Label: Online

SAS Name: R02PURCH

Tag Name: R02PURCH

Inherited Universe:

Universe: R02STORE = RESPONSE and
(Uppercase entry in R02STORE does not contain ".COM")

Universe Description: Business name is not DK, RF or .COM

Question Text: Was this paid for -

Type: Enumerated

Length: 1

Answer List: Tonline

Value:	Mnemonic:	Description:
1	Online	Online?
2	InPerson	In person?
3	MailTel	By mail or telephone order?
4	Other	Other

- Don't Know
- Refuse
- Empty

- On Input
- On Output

Array:

Special Instructions: Answer list descriptions for options 1-3 should be bold black

Skip Instructions: 1,3,4,DK,RF: IF Ask_R[09] = 1 then goto PSCATR09
ELSEIF Ask_R[05] = 1 then goto PSCATR05
ELSEIF Ask_R[07] = 1 then goto PSCATR07
ELSEIF Ask_R[04] = 1 then goto PSCATR04
ELSEIF Ask_M[03] = 1 then goto PSCATM03

```
ELSEIF Ask_T[18] = 1 then goto PSCATT18  
ELSEIF Ask_T[19] = 1 then goto PSCATT19  
ELSE goto END_POPGRP11
```

2: Goto R02LOC

Instrument SAS Name: R02PURCH

Destination Data Set: POP11

R02LOC

Field

BSECT20C.BLP_POPGRP11.R02LOC

Description: Purchase location - City

Form Pane Label: Location - City

SAS Name: R02LOC

Tag Name: R02LOC

Inherited Universe:

Universe: R02PURCH = 2

Universe Description: Paid for in person

Question Text: In what city is ^R02STORE_Fill located?

Fills: R02STORE_Fill

Instructions: Fill entry from R02STORE

Type: String

Length: 45

- Don't Know
- Refuse
- Empty

- On Input
- On Output

Array:

Skip Instructions: Goto R02LOCST

Instrument SAS Name: R02LOC

Destination Data Set: POP11

Field

R02LOCST
BSECT20C.BLP_POPGRP11.R02LOCST

Description: Purchase location - State

Form Pane Label: State

SAS Name: R02LOCST

Tag Name: R02LOCST

Inherited Universe:

Universe: R02PURCH = 2

Universe Description: Paid for in person

Help Screen: H_DESTCODE

Question Text: ? [F1]

In what state is ^R02STORE_Fill located?

Enter the two character state abbreviation

Fills: R02STORE_Fill

Instructions: Fill entry from R02STORE

Type: String

Length: 2

- Don't Know
- Refuse
- Empty

- On Input
- On Output

Array:

Special Instructions: Use answer type TState - STRING[2], display width 4

Skip Instructions: IF entry is not a valid state abbreviation then
goto CK_R02LOCST

ELSEIF Ask_R[09] = 1 then goto PSCATR09
ELSEIF Ask_R[05] = 1 then goto PSCATR05
ELSEIF Ask_R[07] = 1 then goto PSCATR07
ELSEIF Ask_R[04] = 1 then goto PSCATR04

```
ELSEIF Ask_M[03] = 1 then goto PSCATM03  
ELSEIF Ask_T[18] = 1 then goto PSCATT18  
ELSEIF Ask_T[19] = 1 then goto PSCATT19  
ELSE goto END_POPGRP11
```

Instrument SAS Name: R02LOCST

Destination Data Set: POP11

Check

CK_R02LOCST
BSECT20C.BLP_POPGRP11.CK_R02LOCST

Description: Not a valid state abbreviation

Inherited Universe:

Universe: (Entry in R02LOCST is not a valid state abbreviation) AND R02LOCST <> DK AND R02LOCST <> RF

Universe Description: State abbreviation entered is not valid

Text: * [Not a valid state abbreviation](#)

Check Instructions:

Type: Hard

Skip Instructions: Go back to R02LOCST

PSCATR09

Field

BSECT20C.BLP_POPGRP11.PSCATR09

Description: Purchased any pets, pet supplies or accessories in the last 6 months

Form Pane Label: Pets

SAS Name: PSCATR09

Tag Name: PSCATR09

Inherited Universe:

Universe: Ask_R[09] = yes

Universe Description: Pets, pet supplies or medicine for pets was not selected in 19A

Question Text: ^PSCATR09Intro_Fill have ^YOU_ANYONE purchased any pets, pet supplies or accessories?

Fills: PSCATR09Intro_Fill

Instructions: If PSCATT05 = EMPTY and PSCATE16 = EMPTY AND PSCATE17 = EMPTY AND PSCATR02 = EMPTY then fill "Now, please think about the last six months, since the first of ^SixMonthsAgo"
ELSE fill "In the last SIX MONTHS,"

Fills: SixMonthsAgo

Instructions: IF CUR_MONTHNUM = 01 then fill "July YEAR minus 1 year"
ELSEIF CUR_MONTHNUM = 02 then fill "August YEAR minus 1 year"
ELSEIF CUR_MONTHNUM = 03 then fill "September YEAR minus 1 year"
ELSEIF CUR_MONTHNUM = 04 then fill "October YEAR minus 1 year"
ELSEIF CUR_MONTHNUM = 05 then fill "November YEAR minus 1 year"
ELSEIF CUR_MONTHNUM = 06 then fill "December YEAR minus 1 year"
ELSEIF CUR_MONTHNUM = 07 then fill "January YEAR"
ELSEIF CUR_MONTHNUM = 08 then fill "February YEAR"
ELSEIF CUR_MONTHNUM = 09 then fill "March YEAR"
ELSEIF CUR_MONTHNUM = 10 then fill "April YEAR"
ELSEIF CUR_MONTHNUM = 11 then fill "May YEAR"
ELSEIF CUR_MONTHNUM = 12 then fill "June YEAR"

Fills: YOU_ANYONE

Instructions: IF NUMHOUSE = 1 then fill "you"
ELSE fill "you or anyone in your household"

Type: Enumerated

Length: 1

Answer List: TYesNo

Value:	Mnemonic:	Description:
1	Yes	Yes
2	No	No

- Don't Know
- Refuse
- Empty

- On Input
- On Output

Array:

Skip Instructions: 1: Goto R09_COST

```
2,DK,RF: IF Ask_R[05] = 1 then goto PSCATR05
          ELSEIF Ask_R[07] = 1 then goto PSCATR07
          ELSEIF Ask_R[04] = 1 then goto PSCATR04
          ELSEIF Ask_M[03] = 1 then goto PSCATM03
          ELSEIF Ask_T[18] = 1 then goto PSCATT18
          ELSEIF Ask_T[19] = 1 then goto PSCATT19
          ELSE goto END_POPGRP11
```

Instrument SAS Name: PSCATR09

Destination Data Set: POP11

R09_COST

Field

BSECT20C.BLP_POPGRP11.R09_COST

Description: Purchase price

Form Pane Label: Cost

SAS Name: R09_COST

Tag Name: R09_COST

Inherited Universe:

Universe: PSCATR09 = 1

Universe Description: HH did purchase pets, pet supplies or accessories in the last 6 months

Question Text: In the last **SIX MONTHS**, how much did ^YOU_YRCU spend on your last purchase of pets, pet supplies or accessories?

Fills: YOU_YRCU

Instructions: IF NUMHOUSE = 1 then fill "you"
ELSE fill "your household"

Type: Integer

Length: 7

Min: 1

Max: 999999

Don't Know

Refuse

Empty

On Input

On Output

Array:

Special Instructions: Display a \$ and comma in the entry field

Skip Instructions: IF ENTRY lt 5 or gt 300 then goto ERR1_R09COST

ELSE goto R09STORE

Instrument SAS Name: R09_COST

Destination Data Set: POP11

Check

ERR1_R09COST
BSECT20C.BLP_POPGRP11.ERR1_R09COST

Description: Out of Range Check

Inherited Universe:

Universe: (R09_COST lt 5 or R09_COST gt 300) AND R09_COST <> DK AND R09_COST <> RF

Universe Description:

Text: THE VALUE ENTERED IS UNUSUALLY HIGH OR LOW

PLEASE VERIFY AND IF CORRECT, ENTER ITEM LEVEL NOTE

Check Instructions:

Type: Soft

Skip Instructions: Suppress: Goto R09STORE

All others, go back to R09_COST

R09STORE

Field

BSECT20C.BLP_POPGRP11.R09STORE

Description: Where Purchased

Form Pane Label: Business

SAS Name: R09STORE

Tag Name: R09STORE

Inherited Universe:

Universe: PSCATR09 = 1

Universe Description: HH did purchase pets, pet supplies or accessories in the last 6 months

Question Text: What is the name of the business where this was last purchased?

✦ Enter store, website, or company name

Type: String

Length: 45

Don't Know

Refuse

Empty

On Input

On Output

Array:

Special Instructions: IF uppercase entry contains ".COM" then set R09PURCH = 1
and "keep" and "Show"

Skip Instructions: IF uppercase entry does not contains ".COM" and is not a DK
or RF then goto R09PURCH

ELSEIF Ask_R[05] = 1 then goto PSCATR05

ELSEIF Ask_R[07] = 1 then goto PSCATR07

ELSEIF Ask_R[04] = 1 then goto PSCATR04

ELSEIF Ask_M[03] = 1 then goto PSCATM03

ELSEIF Ask_T[18] = 1 then goto PSCATT18

ELSEIF Ask_T[19] = 1 then goto PSCATT19

ELSE goto END_POPGRP11

Instrument SAS Name: R09STORE

Destination Data Set: POP11

R09PURCH

Field

BSECT20C.BLP_POPGRP11.R09PURCH

Description: Purchased Online or in person

Form Pane Label: Online

SAS Name: R09PURCH

Tag Name: R09PURCH

Inherited Universe:

Universe: R09STORE = RESPONSE and
(Uppercase entry in R09STORE does not contain ".COM")

Universe Description: Business name is not DK, RF or .COM

Question Text: Was this paid for -

Type: Enumerated

Length: 1

Answer List: Tonline

Value:	Mnemonic:	Description:
1	Online	Online?
2	InPerson	In person?
3	MailTel	By mail or telephone order?
4	Other	Other

- Don't Know
- Refuse
- Empty

- On Input
- On Output

Array:

Special Instructions: Answer list descriptions for options 1-3 should be bold black

Skip Instructions: 1,3,4,DK,RF: IF Ask_R[05] = 1 then goto PSCATR05
ELSEIF Ask_R[07] = 1 then goto PSCATR07
ELSEIF Ask_R[04] = 1 then goto PSCATR04
ELSEIF Ask_M[03] = 1 then goto PSCATM03
ELSEIF Ask_T[18] = 1 then goto PSCATT18

```
ELSEIF Ask_T[19] = 1 then goto PSCATT19  
ELSE goto END_POPGRP11
```

2: Goto R09LOC

Instrument SAS Name: R09PURCH

Destination Data Set: POP11

R09LOC

Field

BSECT20C.BLP_POPGRP11.R09LOC

Description: Purchase location - City

Form Pane Label: Location - City

SAS Name: R09LOC

Tag Name: R09LOC

Inherited Universe:

Universe: R09PURCH = 2

Universe Description: Paid for in person

Question Text: In what city is ^R09STORE_Fill located?

Fills: R09STORE_Fill

Instructions: Fill entry in R09STORE

Type: String

Length: 45

Don't Know
 Refuse
 Empty

On Input
 On Output

Array:

Skip Instructions: Goto R09LOCST

Instrument SAS Name: R09LOC

Destination Data Set: POP11

Field

R09LOCST
BSECT20C.BLP_POPGRP11.R09LOCST

Description: Purchase location - State

Form Pane Label: State

SAS Name: R09LOCST

Tag Name: R09LOCST

Inherited Universe:

Universe: R09PURCH = 2

Universe Description: Paid for in person

Help Screen: H_DESTCODE

Question Text: ? [F1]

In what state is ^R09STORE_Fill located?

Enter the two character state abbreviation

Fills: R09STORE_Fill

Instructions: Fill entry in R09STORE

Type: String

Length: 2

Don't Know
 Refuse
 Empty

On Input
 On Output

Array:

Special Instructions: Use answer type TState - STRING[2], display width 4

Skip Instructions: IF entry is not a valid state abbreviation then
goto CK_R09LOCST

ELSEIF Ask_R[05] = 1 then goto PSCATR05
ELSEIF Ask_R[07] = 1 then goto PSCATR07
ELSEIF Ask_R[04] = 1 then goto PSCATR04
ELSEIF Ask_M[03] = 1 then goto PSCATM03

```
ELSEIF Ask_T[18] = 1 then goto PSCATT18  
ELSEIF Ask_T[19] = 1 then goto PSCATT19  
ELSE goto END_POPGRP11
```

Instrument SAS Name: R09LOCST

Destination Data Set: POP11

Check

CK_R09LOCST
BSECT20C.BLP_POPGRP11.CK_R09LOCST

Description: Not a valid state abbreviation

Inherited Universe:

Universe: (Entry in R09LOCST is not a valid state abbreviation) AND R09LOCST <> DK AND R09LOCST <> RF

Universe Description: State abbreviation entered is not valid

Text: * [Not a valid state abbreviation](#)

Check Instructions:

Type: Hard

Skip Instructions: Go back to R09LOCST

PSCATR05

Field

BSECT20C.BLP_POPGRP11.PSCATR05

Description: Had any expenses for DVD or video game rentals

Form Pane Label: Rented DVD/Games

SAS Name: PSCATR05

Tag Name: PSCATR05

Inherited Universe:

Universe: Ask_R[05] = yes

Universe Description: HH did not report renting dvds or video games in section 17

Question Text: ^PSCATR05Intro_Fill have ^YOU_ANYONE had any expenses for DVD or video game rentals?

Fills: PSCATR05Intro_Fill

Instructions: If PSCATT05 = EMPTY and PSCATE16 = EMPTY AND PSCATE17 = EMPTY AND PSCATR02 = EMPTY AND PSCATR09 = EMPTY then fill "Now, please think about the last six months, since the first of ^SixMonthsAgo"
ELSE fill "In the last SIX MONTHS,"

Fills: SixMonthsAgo

Instructions: IF CUR_MONTHNUM = 01 then fill "July YEAR minus 1 year"
ELSEIF CUR_MONTHNUM = 02 then fill "August YEAR minus 1 year"
ELSEIF CUR_MONTHNUM = 03 then fill "September YEAR minus 1 year"
ELSEIF CUR_MONTHNUM = 04 then fill "October YEAR minus 1 year"
ELSEIF CUR_MONTHNUM = 05 then fill "November YEAR minus 1 year"
ELSEIF CUR_MONTHNUM = 06 then fill "December YEAR minus 1 year"
ELSEIF CUR_MONTHNUM = 07 then fill "January YEAR"
ELSEIF CUR_MONTHNUM = 08 then fill "February YEAR"
ELSEIF CUR_MONTHNUM = 09 then fill "March YEAR"
ELSEIF CUR_MONTHNUM = 10 then fill "April YEAR"
ELSEIF CUR_MONTHNUM = 11 then fill "May YEAR"
ELSEIF CUR_MONTHNUM = 12 then fill "June YEAR"

Fills: YOU_ANYONE

Instructions: IF NUMHOUSE = 1 then fill "you"
ELSE fill "you or anyone in your household"

Type: Enumerated

Length: 1

Answer List: TYesNo

Value:	Mnemonic:	Description:
1	Yes	Yes
2	No	No

- Don't Know
- Refuse
- Empty

- On Input
- On Output

Array:

Skip Instructions: 1: Goto R05_COST

```
2,DK,RF: IF Ask_R[07] = 1 then goto PSCATR07
          ELSEIF Ask_R[04] = 1 then goto PSCATR04
          ELSEIF Ask_M[03] = 1 then goto PSCATM03
          ELSEIF Ask_T[18] = 1 then goto PSCATT18
          ELSEIF Ask_T[19] = 1 then goto PSCATT19
          ELSE goto END_POPGRP11
```

Instrument SAS Name: PSCATR05

Destination Data Set: POP11

R05_COST

Field

BSECT20C.BLP_POPGRP11.R05_COST

Description: Purchase price

Form Pane Label: Cost

SAS Name: R05_COST

Tag Name: R05_COST

Inherited Universe:

Universe: PSCATR05 = 1

Universe Description: HH did rent dvds or video games in the last 6 months

Question Text: In the last **SIX MONTHS**, how much was ^YR_YRCUS last expense for DVD or video game rental?

Fills: YR_YRCUS

Instructions: IF NUMHOUSE = 1 then fill "your"
ELSE fill "your household's"

Type: Integer

Length: 7

Min: 1

Max: 999999

Don't Know

Refuse

Empty

On Input

On Output

Array:

Special Instructions: Display a \$ and comma in the entry field

Skip Instructions: IF ENTRY lt 5 or gt 390 then goto ERR1_R05COST

ELSE goto R05STORE

Instrument SAS Name: R05_COST

Destination Data Set: POP11

Check

ERR1_R05COST
BSECT20C.BLP_POPGRP11.ERR1_R05COST

Description: Out of Range Check

Inherited Universe:

Universe: (R05_COST lt 5 or R05_COST gt 390) AND R05_COST <> DK AND R05_COST <> RF

Universe Description:

Text: THE VALUE ENTERED IS UNUSUALLY HIGH OR LOW

PLEASE VERIFY AND IF CORRECT, ENTER ITEM LEVEL NOTE

Check Instructions:

Type: Soft

Skip Instructions: Suppress: Goto R05STORE

All others, go back to R05_COST

R05STORE

Field

BSECT20C.BLP_POPGRP11.R05STORE

Description: Where Purchased

Form Pane Label: Business

SAS Name: R05STORE

Tag Name: R05STORE

Inherited Universe:

Universe: PSCATR05 = 1

Universe Description: HH did rent dvds or video games in the last 6 months

Question Text: What is the name of the business where ^YOU_YRCU had this expense?

✦ Enter store, website, or company name

Fills: YOU_YRCU

Instructions: IF NUMHOUSE = 1 then fill "you"
ELSE fill "your household"

Type: String

Length: 45

Don't Know

Refuse

Empty

On Input

On Output

Array:

Special Instructions: IF uppercase entry contains ".COM" then set R05PURCH = 1
and "keep" and "Show"

Skip Instructions: IF uppercase entry does not contains ".COM" and is not a DK
or RF then goto R05PURCH

ELSEIF Ask_R[07] = 1 then goto PSCATR07

ELSEIF Ask_R[04] = 1 then goto PSCATR04

ELSEIF Ask_M[03] = 1 then goto PSCATM03

ELSEIF Ask_T[18] = 1 then goto PSCATT18

ELSEIF Ask_T[19] = 1 then goto PSCATT19

ELSE goto END_POPGRP11

Instrument SAS Name: R05STORE

Destination Data Set: POP11

R05PURCH

Field

BSECT20C.BLP_POPGRP11.R05PURCH

Description: Purchased Online or in person

Form Pane Label: Online

SAS Name: R05PURCH

Tag Name: R05PURCH

Inherited Universe:

Universe: R05STORE = RESPONSE and
(Uppercase entry in R05STORE does not contain ".COM")

Universe Description: Business name is not DK, RF or .COM

Question Text: Was this paid for -

Type: Enumerated

Length: 1

Answer List: Tonline

Value:	Mnemonic:	Description:
1	Online	Online?
2	InPerson	In person?
3	MailTel	By mail or telephone order?
4	Other	Other

- Don't Know
- Refuse
- Empty

- On Input
- On Output

Array:

Special Instructions: Answer list descriptions for options 1-3 should be bold black

Skip Instructions: 1,3,4,DK,RF: IF Ask_R[07] = 1 then goto PSCATR07
ELSEIF Ask_R[04] = 1 then goto PSCATR04
ELSEIF Ask_M[03] = 1 then goto PSCATM03
ELSEIF Ask_T[18] = 1 then goto PSCATT18
ELSEIF Ask_T[19] = 1 then goto PSCATT19

ELSE goto END_POPGRP11

2: Goto R05LOC

Instrument SAS Name: R05PURCH

Destination Data Set: POP11

R05LOC

Field

BSECT20C.BLP_POPGRP11.R05LOC

Description: Purchase location - City

Form Pane Label: Location - City

SAS Name: R05LOC

Tag Name: R05LOC

Inherited Universe:

Universe: R05PURCH = 2

Universe Description: Paid for in person

Question Text: In what city is ^R05STORE_Fill located?

Fills: R05STORE_Fill

Instructions: Fill entry in R05STORE

Type: String

Length: 45

- Don't Know
- Refuse
- Empty

- On Input
- On Output

Array:

Skip Instructions: Goto R05LOCST

Instrument SAS Name: R05LOC

Destination Data Set: POP11

Field

R05LOCST
BSECT20C.BLP_POPGRP11.R05LOCST

Description: Purchase location - State

Form Pane Label: State

SAS Name: R05LOCST

Tag Name: R05LOCST

Inherited Universe:

Universe: R05PURCH = 2

Universe Description: Paid for in person

Help Screen: H_DESTCODE

Question Text: ? [F1]

In what state is ^R05STORE_Fill located?

Enter the two character state abbreviation

Fills: R05STORE_Fill

Instructions: Fill entry in R05STORE

Type: String

Length: 2

- Don't Know
- Refuse
- Empty

- On Input
- On Output

Array:

Special Instructions: Use answer type TState - STRING[2], display width 4

Skip Instructions: IF entry is not a valid state abbreviation then
goto CK_R05LOCST

ELSEIF Ask_R[07] = 1 then goto PSCATR07
ELSEIF Ask_R[04] = 1 then goto PSCATR04
ELSEIF Ask_M[03] = 1 then goto PSCATM03
ELSEIF Ask_T[18] = 1 then goto PSCATT18

```
ELSEIF Ask_T[19] = 1 then goto PSCATT19  
ELSE goto END_POPGRP11
```

Instrument SAS Name: R05LOCST

Destination Data Set: POP11

Check

CK_R05LOCST
BSECT20C.BLP_POPGRP11.CK_R05LOCST

Description: Not a valid state abbreviation

Inherited Universe:

Universe: (Entry in R05LOCST is not a valid state abbreviation) AND R05LOCST <> DK AND R05LOCST <> RF

Universe Description: State abbreviation entered is not valid

Text: * [Not a valid state abbreviation](#)

Check Instructions:

Type: Hard

Skip Instructions: Go back to R05LOCST

PSCATR07

Field

BSECT20C.BLP_POPGRP11.PSCATR07

Description: Purchase any CDs or audio downloads

Form Pane Label: CDs

SAS Name: PSCATR07

Tag Name: PSCATR07

Inherited Universe:

Universe: Ask_R[07] = yes

Universe Description: Music files, CDs or records not selected in 17

Question Text: ^PSCATR07Intro_Fill have ^YOU_ANYONE purchased any CDs or audio downloads? Do not include fees for streaming services.

Fills: PSCATR07Intro_Fill

Instructions: If PSCATT05 = EMPTY and PSCATE16 = EMPTY AND PSCATE17 = EMPTY AND PSCATR02 = EMPTY AND PSCATR09 = EMPTY AND PSCATR05 = EMPTY then fill "Now, please think about the last six months, since the first of ^SixMonthsAgo"
ELSE fill "In the last SIX MONTHS,"

Fills: SixMonthsAgo

Instructions: IF CUR_MONTHNUM = 01 then fill "July YEAR minus 1 year"
ELSEIF CUR_MONTHNUM = 02 then fill "August YEAR minus 1 year"
ELSEIF CUR_MONTHNUM = 03 then fill "September YEAR minus 1 year"
ELSEIF CUR_MONTHNUM = 04 then fill "October YEAR minus 1 year"
ELSEIF CUR_MONTHNUM = 05 then fill "November YEAR minus 1 year"
ELSEIF CUR_MONTHNUM = 06 then fill "December YEAR minus 1 year"
ELSEIF CUR_MONTHNUM = 07 then fill "January YEAR"
ELSEIF CUR_MONTHNUM = 08 then fill "February YEAR"
ELSEIF CUR_MONTHNUM = 09 then fill "March YEAR"
ELSEIF CUR_MONTHNUM = 10 then fill "April YEAR"
ELSEIF CUR_MONTHNUM = 11 then fill "May YEAR"
ELSEIF CUR_MONTHNUM = 12 then fill "June YEAR"

Fills: YOU_ANYONE

Instructions: IF NUMHOUSE = 1 then fill "you"
ELSE fill "you or anyone in your household"

Type: Enumerated

Length: 1

Answer List: TYesNo

Value:	Mnemonic:	Description:
1	Yes	Yes
2	No	No

- Don't Know
- Refuse
- Empty

- On Input
- On Output

Array:

Skip Instructions: 1: Goto R07_COST

```
2,DK,RF: IF Ask_R[04] = 1 then goto PSCATR04
          ELSEIF Ask_M[03] = 1 then goto PSCATM03
          ELSEIF Ask_T[18] = 1 then goto PSCATT18
          ELSEIF Ask_T[19] = 1 then goto PSCATT19
          ELSE goto END_POPGRP11
```

Instrument SAS Name: PSCATR07

Destination Data Set: POP11

R07_COST

Field

BSECT20C.BLP_POPGRP11.R07_COST

Description: Purchase price

Form Pane Label: Cost

SAS Name: R07_COST

Tag Name: R07_COST

Inherited Universe:

Universe: PSCATR07 = 1

Universe Description: HH had expenses for CDs or audio downloads in the last 6 months

Question Text: In the last SIX MONTHS, how much did ^YOU_YRCU spend on your last purchase of CDs or audio downloads? Do not include fees for streaming services.

Fills: YOU_YRCU

Instructions: IF NUMHOUSE = 1 then fill "you"
ELSE fill "your household"

Type: Integer

Length: 7

Min: 1

Max: 999999

- Don't Know
- Refuse
- Empty

- On Input
- On Output

Array:

Special Instructions: Display a \$ and comma in the entry field

Skip Instructions: IF ENTRY gt 250 then goto ERR1_R07COST

ELSE goto R07STORE

Instrument SAS Name: R07_COST

Destination Data Set: POP11

ERR1_R07COST

Check

BSECT20C.BLP_POPGRP11.ERR1_R07COST

Description: Out of Range Check

Inherited Universe:

Universe: R07_COST gt 250 AND R07_COST <> DK AND R07_COST <> RF

Universe Description:

Text: THE VALUE ENTERED IS UNUSUALLY HIGH OR LOW

PLEASE VERIFY AND IF CORRECT, ENTER ITEM LEVEL NOTE

Check Instructions:

Type: Soft

Skip Instructions: Suppress: Goto R07STORE

All others, go back to R07_COST

Field

R07STORE
BSECT20C.BLP_POPGRP11.R07STORE

Description: Where Purchased

Form Pane Label: Business

SAS Name: R07STORE

Tag Name: R07STORE

Inherited Universe:

Universe: PSCATR07 = 1

Universe Description: HH had expenses for CDs or audio downloads in the last 6 months

Question Text: What is the name of the business where this was last purchased?

✦ Enter store, website, or company name

Type: String

Length: 45

Don't Know

Refuse

Empty

On Input

On Output

Array:

Special Instructions: IF uppercase entry contains ".COM" then set R07PURCH = 1
and "keep" and "Show"

Skip Instructions: IF uppercase entry does not contains ".COM" and is not a DK
or RF then goto R07PURCH

ELSEIF Ask_R[04] = 1 then goto PSCATR04

ELSEIF Ask_M[03] = 1 then goto PSCATM03

ELSEIF Ask_T[18] = 1 then goto PSCATT18

ELSEIF Ask_T[19] = 1 then goto PSCATT19

ELSE goto END_POPGRP11

Instrument SAS Name: R07STORE

Destination Data Set: POP11

R07PURCH

Field

BSECT20C.BLP_POPGRP11.R07PURCH

Description: Purchased Online or in person

Form Pane Label: Online

SAS Name: R07PURCH

Tag Name: R07PURCH

Inherited Universe:

Universe: R07STORE = RESPONSE and
(Uppercase entry in R07STORE does not contain ".COM")

Universe Description: Business name is not DK, RF or .COM

Question Text: Was this paid for -

Type: Enumerated

Length: 1

Answer List: Tonline

Value:	Mnemonic:	Description:
1	Online	Online?
2	InPerson	In person?
3	MailTel	By mail or telephone order?
4	Other	Other

- Don't Know
- Refuse
- Empty

- On Input
- On Output

Array:

Special Instructions: Answer list descriptions for options 1-3 should be bold black

Skip Instructions: 1,3,4,DK,RF: IF Ask_R[04] = 1 then goto PSCATR04
ELSEIF Ask_M[03] = 1 then goto PSCATM03
ELSEIF Ask_T[18] = 1 then goto PSCATT18
ELSEIF Ask_T[19] = 1 then goto PSCATT19
ELSE goto END_POPGRP11

2: Goto R07LOC

Instrument SAS Name: R07PURCH

Destination Data Set: POP11

R07LOC

Field

BSECT20C.BLP_POPGRP11.R07LOC

Description: Purchase location - City

Form Pane Label: Location - City

SAS Name: R07LOC

Tag Name: R07LOC

Inherited Universe:

Universe: R07PURCH = 2

Universe Description: Paid for in person

Question Text: In what city is ^R07STORE_Fill located?

Fills: R07STORE_Fill

Instructions: Fill entry from R07STORE

Type: String

Length: 45

- Don't Know
- Refuse
- Empty

- On Input
- On Output

Array:

Skip Instructions: Goto R07LOCST

Instrument SAS Name: R07LOC

Destination Data Set: POP11

Field

R07LOCST
BSECT20C.BLP_POPGRP11.R07LOCST

Description: Purchase location - State

Form Pane Label: State

SAS Name: R07LOCST

Tag Name: R07LOCST

Inherited Universe:

Universe: R07PURCH = 2

Universe Description: Paid for in person

Help Screen: H_DESTCODE

Question Text: ? [F1]

In what state is ^R07STORE_Fill located?

Enter the two character state abbreviation

Fills: R07STORE_Fill

Instructions: Fill entry from R07STORE

Type: String

Length: 2

- Don't Know
- Refuse
- Empty

- On Input
- On Output

Array:

Special Instructions: Use answer type TState - STRING[2], display width 4

Skip Instructions: IF entry is not a valid state abbreviation then
goto CK_R07LOCST

ELSEIF Ask_R[04] = 1 then goto PSCATR04
ELSEIF Ask_M[03] = 1 then goto PSCATM03
ELSEIF Ask_T[18] = 1 then goto PSCATT18
ELSEIF Ask_T[19] = 1 then goto PSCATT19

ELSE goto END_POPGRP11

Instrument SAS Name: R07LOCST

Destination Data Set: POP11

Check

CK_R07LOCST
BSECT20C.BLP_POPGRP11.CK_R07LOCST

Description: Not a valid state abbreviation

Inherited Universe:

Universe: (Entry in R07LOCST is not a valid state abbreviation) AND R07LOCST <> DK AND R07LOCST <> RF

Universe Description: State abbreviation entered is not valid

Text: * [Not a valid state abbreviation](#)

Check Instructions:

Type: Hard

Skip Instructions: Go back to R07LOCST

PSCATR04

Field

BSECT20C.BLP_POPGRP11.PSCATR04

Description: Purchase any DVDs or video downloads

Form Pane Label: DVDs

SAS Name: PSCATR04

Tag Name: PSCATR04

Inherited Universe:

Universe: Ask_R[04] = yes

Universe Description: Video files, Blu-ray discs or DVDs not selected in 17

Question Text: ^PSCATR04Intro_Fill have ^YOU_ANYONE purchased DVDs or video downloads?

Fills: PSCATR04Intro_Fill

Instructions: If PSCATT05 = EMPTY and PSCATE16 = EMPTY AND PSCATE17 = EMPTY AND PSCATR02 = EMPTY AND PSCATR09 = EMPTY AND PSCATR05 = EMPTY AND PSCATR07 = EMPTY then fill "Now, please think about the last six months, since the first of ^SixMonthsAgo"
ELSE fill "In the last SIX MONTHS,"

Fills: SixMonthsAgo

Instructions: IF CUR_MONTHNUM = 01 then fill "July YEAR minus 1 year"
ELSEIF CUR_MONTHNUM = 02 then fill "August YEAR minus 1 year"
ELSEIF CUR_MONTHNUM = 03 then fill "September YEAR minus 1 year"
ELSEIF CUR_MONTHNUM = 04 then fill "October YEAR minus 1 year"
ELSEIF CUR_MONTHNUM = 05 then fill "November YEAR minus 1 year"
ELSEIF CUR_MONTHNUM = 06 then fill "December YEAR minus 1 year"
ELSEIF CUR_MONTHNUM = 07 then fill "January YEAR"
ELSEIF CUR_MONTHNUM = 08 then fill "February YEAR"
ELSEIF CUR_MONTHNUM = 09 then fill "March YEAR"
ELSEIF CUR_MONTHNUM = 10 then fill "April YEAR"
ELSEIF CUR_MONTHNUM = 11 then fill "May YEAR"
ELSEIF CUR_MONTHNUM = 12 then fill "June YEAR"

Fills: YOU_ANYONE

Instructions: IF NUMHOUSE = 1 then fill "you"
ELSE fill "you or anyone in your household"

Type: Enumerated

Length: 1

Answer List: TYesNo

Value:	Mnemonic:	Description:
1	Yes	Yes
2	No	No

- Don't Know
- Refuse
- Empty

- On Input
- On Output

Array:

Skip Instructions: 1: Goto R04_COST

2,DK,RF: IF Ask_M[03] = 1 then goto PSCATM03
ELSEIF Ask_T[18] = 1 then goto PSCATT18
ELSEIF Ask_T[19] = 1 then goto PSCATT19
ELSE goto END_POPGRP11

Instrument SAS Name: PSCATR04

Destination Data Set: POP11

R04_COST

Field

BSECT20C.BLP_POPGRP11.R04_COST

Description: Purchase price

Form Pane Label: Cost

SAS Name: R04_COST

Tag Name: R04_COST

Inherited Universe:

Universe: PSCATR04 = 1

Universe Description: HH did purchase DVDs or video downloads in the last 6 months

Question Text: In the last **SIX MONTHS**, how much did ^YOU_YRCU spend on your last purchase of DVDs or video downloads?

Fills: YOU_YRCU

Instructions: IF NUMHOUSE = 1 then fill "you"
ELSE fill "your household"

Type: Integer

Length: 7

Min: 1

Max: 999999

Don't Know

Refuse

Empty

On Input

On Output

Array:

Special Instructions: Display a \$ and comma in the entry field

Skip Instructions: IF ENTRY gt 210 then goto ERR1_R04COST

ELSE goto R04STORE

Instrument SAS Name: R04_COST

Destination Data Set: POP11

Check

ERR1_R04COST
BSECT20C.BLP_POPGRP11.ERR1_R04COST

Description: Out of Range Check

Inherited Universe:

Universe: R04_COST gt 210 AND R04_COST <> DK AND R04_COST <> RF

Universe Description:

Text: THE VALUE ENTERED IS UNUSUALLY HIGH OR LOW

PLEASE VERIFY AND IF CORRECT, ENTER ITEM LEVEL NOTE

Check Instructions:

Type: Soft

Skip Instructions: Suppress: Goto R04STORE

All others, go back to R04_COST

R04STORE

Field

BSECT20C.BLP_POPGRP11.R04STORE

Description: Where Purchased

Form Pane Label: Business

SAS Name: R04STORE

Tag Name: R04STORE

Inherited Universe:

Universe: PSCATR04 = 1

Universe Description: HH did purchase DVDs or video downloads in the last 6 months

Question Text: What is the name of the business where this was last purchased?

✦ Enter store, website, or company name

Type: String

Length: 45

Don't Know

Refuse

Empty

On Input

On Output

Array:

Special Instructions: IF uppercase entry contains ".COM" then set R04PURCH = 1
and "keep" and "Show"

Skip Instructions: IF uppercase entry does not contains ".COM" and is not a DK
or RF then goto R04PURCH

ELSEIF Ask_M[03] = 1 then goto PSCATM03

ELSEIF Ask_T[18] = 1 then goto PSCATT18

ELSEIF Ask_T[19] = 1 then goto PSCATT19

ELSE goto END_POPGRP11

Instrument SAS Name: R04STORE

Destination Data Set: POP11

Field

R04PURCH
BSECT20C.BLP_POPGRP11.R04PURCH

Description: Purchased Online or in person

Form Pane Label: Online

SAS Name: R04PURCH

Tag Name: R04PURCH

Inherited Universe:

Universe: R04STORE = RESPONSE and
(Uppercase entry in R04STORE does not contain ".COM")

Universe Description: Business name is not DK, RF or .COM

Question Text: Was this paid for -

Type: Enumerated

Length: 1

Answer List: Tonline

Value:	Mnemonic:	Description:
1	Online	Online?
2	InPerson	In person?
3	MailTel	By mail or telephone order?
4	Other	Other

- Don't Know
- Refuse
- Empty

- On Input
- On Output

Array:

Special Instructions: Answer list descriptions for options 1-3 should be bold black

Skip Instructions: 1,3,4,DK,RF: IF Ask_M[03] = 1 then goto PSCATM03
ELSEIF Ask_T[18] = 1 then goto PSCATT18
ELSEIF Ask_T[19] = 1 then goto PSCATT19
ELSE goto END_POPGRP11

2: Goto R04LOC

Instrument SAS Name: R04PURCH

Destination Data Set: POP11

Field

R04LOC
BSECT20C.BLP_POPGRP11.R04LOC

Description: Purchase location - City

Form Pane Label: Location - City

SAS Name: R04LOC

Tag Name: R04LOC

Inherited Universe:

Universe: R04PURCH = 2

Universe Description: Paid for in person

Question Text: In what city is ^R04STORE_Fill located?

Fills: R04STORE_Fill

Instructions: Fill entry from R04STORE

Type: String

Length: 45

Don't Know
 Refuse
 Empty

On Input
 On Output

Array:

Skip Instructions: Goto R04LOCST

Instrument SAS Name: R04LOC

Destination Data Set: POP11

R04LOCST

Field

BSECT20C.BLP_POPGRP11.R04LOCST

Description: Purchase location - State

Form Pane Label: State

SAS Name: R04LOCST

Tag Name: R04LOCST

Inherited Universe:

Universe: R04PURCH = 2

Universe Description: Paid for in person

Help Screen: H_DESTCODE

Question Text: ? [F1]

In what state is ^R04STORE_Fill located?

[Enter the two character state abbreviation](#)

Fills: R04STORE_Fill

Instructions: Fill entry from R04STORE

Type: String

Length: 2

- Don't Know
- Refuse
- Empty

- On Input
- On Output

Array:

Special Instructions: Use answer type TState - STRING[2], display width 4

Skip Instructions: IF entry is not a valid state abbreviation then
goto CK_R04LOCST

```
ELSEIF Ask_M[03] = 1 then goto PSCATM03
ELSEIF Ask_T[18] = 1 then goto PSCATT18
ELSEIF Ask_T[19] = 1 then goto PSCATT19
ELSE goto END_POPGRP11
```

Instrument SAS Name: R04LOCST

Destination Data Set: POP11

CK_R04LOCST

Check

BSECT20C.BLP_POPGRP11.CK_R04LOCST

Description: Not a valid state abbreviation

Inherited Universe:

Universe: (Entry in R04LOCST is not a valid state abbreviation) AND R04LOCST <> DK AND R04LOCST <> RF

Universe Description: State abbreviation entered is not valid

Text: * [Not a valid state abbreviation](#)

Check Instructions:

Type: Hard

Skip Instructions: Go back to R04LOCST

Field

PSCATM03

BSECT20C.BLP_POPGRP11.PSCATM03

Description: Purchase any medical equipment, supplies, or dressings

Form Pane Label: Medical Supplies

SAS Name: PSCATM03

Tag Name: PSCATM03

Inherited Universe:

Universe: Ask_M[03] = yes

Universe Description: Purchase of supportive or rehabilitation equipment or medical or surgical equipment for general use not selected in 14A

Question Text: ^PSCATM03Intro_Fill have ^YOU_ANYONE purchased any medical equipment, supplies, or dressings?

Fills: PSCATM03Intro_Fill

Instructions: If PSCATT05 = EMPTY and PSCATE16 = EMPTY AND PSCATE17 = EMPTY AND PSCATR02 = EMPTY AND PSCATR09 = EMPTY AND PSCATR05 = EMPTY AND PSCATR07 = EMPTY AND PSCATR04 = EMPTY then fill "Now, please think about the last six months, since the first of ^SixMonthsAgo"
ELSE fill "In the last SIX MONTHS,"

Fills: SixMonthsAgo

Instructions: IF CUR_MONTHNUM = 01 then fill "July YEAR minus 1 year"
ELSEIF CUR_MONTHNUM = 02 then fill "August YEAR minus 1 year"
ELSEIF CUR_MONTHNUM = 03 then fill "September YEAR minus 1 year"
ELSEIF CUR_MONTHNUM = 04 then fill "October YEAR minus 1 year"
ELSEIF CUR_MONTHNUM = 05 then fill "November YEAR minus 1 year"
ELSEIF CUR_MONTHNUM = 06 then fill "December YEAR minus 1 year"
ELSEIF CUR_MONTHNUM = 07 then fill "January YEAR"
ELSEIF CUR_MONTHNUM = 08 then fill "February YEAR"
ELSEIF CUR_MONTHNUM = 09 then fill "March YEAR"
ELSEIF CUR_MONTHNUM = 10 then fill "April YEAR"
ELSEIF CUR_MONTHNUM = 11 then fill "May YEAR"
ELSEIF CUR_MONTHNUM = 12 then fill "June YEAR"

Fills: YOU_ANYONE

Instructions: IF NUMHOUSE = 1 then fill "you"
ELSE fill "you or anyone in your household"

Type: Enumerated
Length: 1

Answer List: TYesNo

Value:	Mnemonic:	Description:
1	Yes	Yes
2	No	No

- Don't Know
- Refuse
- Empty

- On Input
- On Output

Array:

Skip Instructions: 1: Goto M03_COST

```
2,DK,RF: IF Ask_T[18] = 1 then goto PSCATT18
          ELSEIF Ask_T[19] = 1 then goto PSCATT19
          ELSE goto END_POPGRP11
```

Instrument SAS Name: PSCATM03

Destination Data Set: POP11

Field

M03_COST
BSECT20C.BLP_POPGRP11.M03_COST

Description: Purchase price

Form Pane Label: Cost

SAS Name: M03_COST

Tag Name: M03_COST

Inherited Universe:

Universe: PSCATM03 = 1

Universe Description: HH did purchase medical equipment, supplies, or dressings in the last 6 months

Question Text: In the last **SIX MONTHS**, how much did ^YOU_YRCU spend on your last purchase of medical equipment, supplies, or dressings?

Fills: YOU_YRCU

Instructions: IF NUMHOUSE = 1 then fill "you"
ELSE fill "your household"

Type: Integer

Length: 7

Min: 1

Max: 999999

Don't Know

Refuse

Empty

On Input

On Output

Array:

Special Instructions: Display a \$ and comma in the entry field

Skip Instructions: IF ENTRY lt 5 or gt 1350 then goto ERR1_M03COST

ELSE goto M03STORE

Instrument SAS Name: M03_COST

Destination Data Set: POP11

ERR1_M03COST

Check

BSECT20C.BLP_POPGRP11.ERR1_M03COST

Description: Out of Range Check

Inherited Universe:

Universe: (M03_COST lt 5 or M03_COST gt 1350) AND M03_COST <> DK AND M03_COST <> RF

Universe Description:

Text: THE VALUE ENTERED IS UNUSUALLY HIGH OR LOW

PLEASE VERIFY AND IF CORRECT, ENTER ITEM LEVEL NOTE

Check Instructions:

Type: Soft

Skip Instructions: Suppress: Goto M03STORE

All others, go back to M03_COST

Field

M03STORE
BSECT20C.BLP_POPGRP11.M03STORE

Description: Where Purchased

Form Pane Label: Business

SAS Name: M03STORE

Tag Name: M03STORE

Inherited Universe:

Universe: PSCATM03 = 1

Universe Description: HH did purchase medical equipment, supplies, or dressings in the last 6 months

Question Text: What is the name of the business where this was last purchased?

✦ Enter store, website, or company name

Type: String

Length: 45

Don't Know
 Refuse
 Empty

On Input
 On Output

Array:

Special Instructions: IF uppercase entry contains ".COM" then set M03PURCH = 1
and "keep" and "Show"

Skip Instructions: IF uppercase entry does not contains ".COM" and is not a DK
or RF then goto M03PURCH

ELSEIF Ask_T[18] = 1 then goto PSCATT18
ELSEIF Ask_T[19] = 1 then goto PSCATT19
ELSE goto END_POPGRP11

Instrument SAS Name: M03STORE

Destination Data Set: POP11

M03PURCH

Field

BSECT20C.BLP_POPGRP11.M03PURCH

Description: Purchased Online or in person

Form Pane Label: Online

SAS Name: M03PURCH

Tag Name: M03PURCH

Inherited Universe:

Universe: M03STORE = RESPONSE and
(Uppercase entry in M03STORE does not contain ".COM")

Universe Description: Business name is not DK, RF or .COM

Question Text: Was this paid for -

Type: Enumerated

Length: 1

Answer List: Tonline

Value:	Mnemonic:	Description:
1	Online	Online?
2	InPerson	In person?
3	MailTel	By mail or telephone order?
4	Other	Other

- Don't Know
- Refuse
- Empty

- On Input
- On Output

Array:

Special Instructions: Answer list descriptions for options 1-3 should be bold black

Skip Instructions: 1,3,4,DK,RF: IF Ask_T[18] = 1 then goto PSCATT18
ELSEIF Ask_T[19] = 1 then goto PSCATT19
ELSE goto END_POPGRP11

2: Goto M03LOC

Instrument SAS Name: M03PURCH

Destination Data Set: POP11

M03LOC

Field

BSECT20C.BLP_POPGRP11.M03LOC

Description: Purchase location - City

Form Pane Label: Location - City

SAS Name: M03LOC

Tag Name: M03LOC

Inherited Universe:

Universe: M03PURCH = 2

Universe Description: Paid for in person

Question Text: In what city is ^M03STORE_Fill located?

Fills: M03STORE_Fill

Instructions: Fill entry in M03STORE

Type: String

Length: 45

- Don't Know
- Refuse
- Empty

- On Input
- On Output

Array:

Skip Instructions: Goto M03LOCST

Instrument SAS Name: M03LOC

Destination Data Set: POP11

Field

M03LOCST
BSECT20C.BLP_POPGRP11.M03LOCST

Description: Purchase location - State

Form Pane Label: State

SAS Name: M03LOCST

Tag Name: M03LOCST

Inherited Universe:

Universe: M03PURCH = 2

Universe Description: Paid for in person

Help Screen: H_DESTCODE

Question Text: ? [F1]

In what state is ^M03STORE_Fill located?

Enter the two character state abbreviation

Fills: M03STORE_Fill

Instructions: Fill entry in M03STORE

Type: String

Length: 2

Don't Know
 Refuse
 Empty

On Input
 On Output

Array:

Special Instructions: Use answer type TState - STRING[2], display width 4

Skip Instructions: IF entry is not a valid state abbreviation then
goto CK_M03LOCST

ELSEIF Ask_T[18] = 1 then goto PSCATT18

ELSEIF Ask_T[19] = 1 then goto PSCATT19

ELSE goto END_POPGRP11

Instrument SAS Name: M03LOCST

Destination Data Set: POP11

Check

CK_M03LOCST
BSECT20C.BLP_POPGRP11.CK_M03LOCST

Description: Not a valid state abbreviation

Inherited Universe:

Universe: (Entry in M03LOCST is not a valid state abbreviation) AND M03LOCST <> DK AND M03LOCST <> RF

Universe Description: State abbreviation entered is not valid

Text: * [Not a valid state abbreviation](#)

Check Instructions:

Type: Hard

Skip Instructions: Go back to M03LOCST

PSCATT18

Field

BSECT20C.BLP_POPGRP11.PSCATT18

Description: Had any expenses for intracity mass transit

Form Pane Label: Mass Transit

SAS Name: PSCATT18

Tag Name: PSCATT18

Inherited Universe:

Universe: Ask_T[18] = yes

Universe Description: Pay out-of-pocket for public transportation services such as bus, subway, train, or passenger ferry not selected in 20B

Question Text: ^PSCATT18Intro_Fill have ^YOU_ANYONE had any expenses for intracity mass transit?

Fills: YOU_ANYONE

Instructions: IF NUMHOUSE = 1 then fill "you"
ELSE fill "you or anyone in your household"

Fills: PSCATT18Intro_Fill

Instructions: If PSCATT05 = EMPTY and PSCATE16 = EMPTY AND PSCATE17 = EMPTY AND PSCATR02 = EMPTY AND PSCATR09 = EMPTY AND PSCATR05 = EMPTY AND PSCATR07 = EMPTY AND PSCATR04 = EMPTY AND PSCATM03 = EMPTY then fill "Now, please think about the last six months, since the first of ^SixMonthsAgo"
ELSE fill "In the last SIX MONTHS,"

Fills: SixMonthsAgo

Instructions: IF CUR_MONTHNUM = 01 then fill "July YEAR minus 1 year"
ELSEIF CUR_MONTHNUM = 02 then fill "August YEAR minus 1 year"
ELSEIF CUR_MONTHNUM = 03 then fill "September YEAR minus 1 year"
ELSEIF CUR_MONTHNUM = 04 then fill "October YEAR minus 1 year"
ELSEIF CUR_MONTHNUM = 05 then fill "November YEAR minus 1 year"
ELSEIF CUR_MONTHNUM = 06 then fill "December YEAR minus 1 year"
ELSEIF CUR_MONTHNUM = 07 then fill "January YEAR"
ELSEIF CUR_MONTHNUM = 08 then fill "February YEAR"
ELSEIF CUR_MONTHNUM = 09 then fill "March YEAR"
ELSEIF CUR_MONTHNUM = 10 then fill "April YEAR"
ELSEIF CUR_MONTHNUM = 11 then fill "May YEAR"
ELSEIF CUR_MONTHNUM = 12 then fill "June YEAR"

Type: Enumerated
Length: 1

Answer List: TYesNo

Value:	Mnemonic:	Description:
1	Yes	Yes
2	No	No

- Don't Know
- Refuse
- Empty

- On Input
- On Output

Array:

Skip Instructions: 1: Goto T18_COST

2,DK,RF: IF Ask_T[19] = 1 then goto PSCATT19
ELSE goto END_POPGRP11

Instrument SAS Name: PSCATT18

Destination Data Set: POP11

T18_COST

Field

BSECT20C.BLP_POPGRP11.T18_COST

Description: Purchase price

Form Pane Label: Cost

SAS Name: T18_COST

Tag Name: T18_COST

Inherited Universe:

Universe: PSCATT18 = 1

Universe Description: HH did have expense for intracity mass transit in the last 6 months

Question Text: In the last **SIX MONTHS**, how much was ^YR_YRCUS last expense for intracity mass transit?

Fills: YR_YRCUS

Instructions: IF NUMHOUSE = 1 then fill "your"
ELSE fill "your household's"

Type: Integer

Length: 7

Min: 1

Max: 999999

Don't Know

Refuse

Empty

On Input

On Output

Array:

Special Instructions: Display a \$ and comma in the entry field

Skip Instructions: IF ENTRY gt 300 then goto ERR1_T18COST

ELSE goto T18STORE

Instrument SAS Name: T18_COST

Destination Data Set: POP11

Check

ERR1_T18COST
BSECT20C.BLP_POPGRP11.ERR1_T18COST

Description: Out of Range Check

Inherited Universe:

Universe: T18_COST gt 300 AND T18_COST <> DK AND T18_COST <> RF

Universe Description:

Text: THE VALUE ENTERED IS UNUSUALLY HIGH OR LOW

PLEASE VERIFY AND IF CORRECT, ENTER ITEM LEVEL NOTE

Check Instructions:

Type: Soft

Skip Instructions: Suppress: Goto T18STORE

All others, go back to T18_COST

T18STORE

Field

BSECT20C.BLP_POPGRP11.T18STORE

Description: Where Purchased

Form Pane Label: Business

SAS Name: T18STORE

Tag Name: T18STORE

Inherited Universe:

Universe: PSCATT18 = 1

Universe Description: HH did have expense for intracity mass transit in the last 6 months

Question Text: What is the name of the business where ^YOU_YRCU had this expense?

✦ Enter store, website, or company name

Fills: YOU_YRCU

Instructions: IF NUMHOUSE = 1 then fill "you"
ELSE fill "your household"

Type: String

Length: 45

Don't Know

Refuse

Empty

On Input

On Output

Array:

Special Instructions: IF uppercase entry contains ".COM" then set T18PURCH = 1
and "keep" and "Show"

Skip Instructions: IF uppercase entry does not contains ".COM" and is not a DK
or RF then goto T18PURCH

ELSEIF Ask_T[19] = 1 then goto PSCATT19

ELSE goto END_POPGRP11

Instrument SAS Name: T18STORE

Destination Data Set: POP11

T18PURCH

Field

BSECT20C.BLP_POPGRP11.T18PURCH

Description: Purchased Online or in person

Form Pane Label: Online

SAS Name: T18PURCH

Tag Name: T18PURCH

Inherited Universe:

Universe: T18STORE = RESPONSE and
(Uppercase entry in T18STORE does not contain ".COM")

Universe Description: Business name is not DK, RF or .COM

Question Text: Was this paid for -

Type: Enumerated

Length: 1

Answer List: Tonline

Value:	Mnemonic:	Description:
1	Online	Online?
2	InPerson	In person?
3	MailTel	By mail or telephone order?
4	Other	Other

- Don't Know
- Refuse
- Empty

- On Input
- On Output

Array:

Special Instructions: Answer list descriptions for options 1-3 should be bold black

Skip Instructions: 1,3,4,DK,RF: IF Ask_T[19] = 1 then goto PSCATT19
ELSE goto END_POPGRP11

2: Goto T18LOC

Instrument SAS Name: T18PURCH

Destination Data Set: POP11

T18LOC

Field

BSECT20C.BLP_POPGRP11.T18LOC

Description: Purchase location - City

Form Pane Label: Location - City

SAS Name: T18LOC

Tag Name: T18LOC

Inherited Universe:

Universe: T18PURCH = 2

Universe Description: Paid for in person

Question Text: In what city is ^T18STORE_Fill located?

Fills: T18STORE_Fill

Instructions: Fill entry in T18STORE

Type: String

Length: 45

Don't Know
 Refuse
 Empty

On Input
 On Output

Array:

Skip Instructions: Goto T18LOCST

Instrument SAS Name: T18LOC

Destination Data Set: POP11

Field

T18LOCST
BSECT20C.BLP_POPGRP11.T18LOCST

Description: Purchase location - State

Form Pane Label: State

SAS Name: T18LOCST

Tag Name: T18LOCST

Inherited Universe:

Universe: T18PURCH = 2

Universe Description: Paid for in person

Help Screen: H_DESTCODE

Question Text: ? [F1]

In what state is ^T18STORE_Fill located?

Enter the two character state abbreviation

Fills: T18STORE_Fill

Instructions: Fill entry in T18STORE

Type: String

Length: 2

Don't Know
 Refuse
 Empty

On Input
 On Output

Array:

Special Instructions: Use answer type TState - STRING[2], display width 4

Skip Instructions: IF entry is not a valid state abbreviation then
goto CK_T18LOCST

ELSEIF Ask_T[19] = 1 then goto PSCATT19
ELSE goto END_POPGRP11

Instrument SAS Name: T18LOCST

Destination Data Set: POP11

Check

CK_T18LOCST
BSECT20C.BLP_POPGRP11.CK_T18LOCST

Description: Not a valid state abbreviation

Inherited Universe:

Universe: (Entry in T18LOCST is not a valid state abbreviation) AND T18LOCST <> DK AND T18LOCST <> RF

Universe Description: State abbreviation entered is not valid

Text: * [Not a valid state abbreviation](#)

Check Instructions:

Type: Hard

Skip Instructions: Go back to T18LOCST

PSCATT19

Field

BSECT20C.BLP_POPGRP11.PSCATT19

Description: Had any expenses for taxi or cab fares

Form Pane Label: Taxi Fares

SAS Name: PSCATT19

Tag Name: PSCATT19

Inherited Universe:

Universe: Ask_T[19] = yes

Universe Description: Expenses for taxis, limousine service, or car rides booked through an app not selected in 20B

Question Text: ^PSCATT19Intro_Fill have ^YOU_ANYONE had any expenses for taxi or cab fares?

Fills: PSCATT19Intro_Fill

Instructions: If PSCATT05 = EMPTY and PSCATE16 = EMPTY AND PSCATE17 = EMPTY AND PSCATR02 = EMPTY AND PSCATR09 = EMPTY AND PSCATR05 = EMPTY AND PSCATR07 = EMPTY AND PSCATR04 = EMPTY AND PSCATM03 = EMPTY AND PSCATT18 = EMPTY then fill "Now, please think about the last six months, since the first of ^SixMonthsAgo" ELSE fill "In the last SIX MONTHS,"

Fills: SixMonthsAgo

Instructions: IF CUR_MONTHNUM = 01 then fill "July YEAR minus 1 year"
ELSEIF CUR_MONTHNUM = 02 then fill "August YEAR minus 1 year"
ELSEIF CUR_MONTHNUM = 03 then fill "September YEAR minus 1 year"
ELSEIF CUR_MONTHNUM = 04 then fill "October YEAR minus 1 year"
ELSEIF CUR_MONTHNUM = 05 then fill "November YEAR minus 1 year"
ELSEIF CUR_MONTHNUM = 06 then fill "December YEAR minus 1 year"
ELSEIF CUR_MONTHNUM = 07 then fill "January YEAR"
ELSEIF CUR_MONTHNUM = 08 then fill "February YEAR"
ELSEIF CUR_MONTHNUM = 09 then fill "March YEAR"
ELSEIF CUR_MONTHNUM = 10 then fill "April YEAR"
ELSEIF CUR_MONTHNUM = 11 then fill "May YEAR"
ELSEIF CUR_MONTHNUM = 12 then fill "June YEAR"

Fills: YOU_ANYONE

Instructions: IF NUMHOUSE = 1 then fill "you"
ELSE fill "you or anyone in your household"

Type: Enumerated
Length: 1

Answer List: TYesNo

Value:	Mnemonic:	Description:
1	Yes	Yes
2	No	No

- Don't Know
- Refuse
- Empty

- On Input
- On Output

Array:

Skip Instructions: 1: Goto T19_COST

2,DK,RF: Goto END_POPGRP11

Instrument SAS Name: PSCATT19

Destination Data Set: POP11

T19_COST

Field

BSECT20C.BLP_POPGRP11.T19_COST

Description: Purchase price

Form Pane Label: Cost

SAS Name: T19_COST

Tag Name: T19_COST

Inherited Universe:

Universe: PSCATT19 = 1

Universe Description: HH did have expense for taxi or cab fares in the last 6 months

Question Text: In the last **SIX MONTHS**, how much was ^YR_YRCUS last expense for taxi or cab fares?

Fills: YR_YRCUS

Instructions: IF NUMHOUSE = 1 then fill "your"
ELSE fill "your household's"

Type: Integer

Length: 7

Min: 1

Max: 999999

Don't Know

Refuse

Empty

On Input

On Output

Array:

Special Instructions: Display a \$ and comma in the entry field

Skip Instructions: IF ENTRY lt 5 or gt 520 then goto ERR1_T19COST

ELSE goto T19STORE

Instrument SAS Name: T19_COST

Destination Data Set: POP11

Check

ERR1_T19COST
BSECT20C.BLP_POPGRP11.ERR1_T19COST

Description: Out of Range Check

Inherited Universe:

Universe: (T19_COST lt 5 or T19_COST gt 520) AND T19_COST <> DK AND T19_COST <> RF

Universe Description:

Text: THE VALUE ENTERED IS UNUSUALLY HIGH OR LOW

PLEASE VERIFY AND IF CORRECT, ENTER ITEM LEVEL NOTE

Check Instructions:

Type: Soft

Skip Instructions: Suppress: Goto T19STORE

All others, go back to T19_COST

T19STORE

Field

BSECT20C.BLP_POPGRP11.T19STORE

Description: Where Purchased

Form Pane Label: Business

SAS Name: T19STORE

Tag Name: T19STORE

Inherited Universe:

Universe: PSCATT19 = 1

Universe Description: HH did have expense for taxi or cab fares in the last 6 months

Question Text: What is the name of the business where ^YOU_YRCU had this expense?

✦ Enter store, website, or company name

Fills: YOU_YRCU

Instructions: IF NUMHOUSE = 1 then fill "you"
ELSE fill "your household"

Type: String

Length: 45

Don't Know

Refuse

Empty

On Input

On Output

Array:

Special Instructions: IF uppercase entry contains ".COM" then set T19PURCH = 1
and "keep" and "Show"

Skip Instructions: IF uppercase entry does not contains ".COM" and is not a DK
or RF then goto T19PURCH

ELSE goto END_POPGRP11

Instrument SAS Name: T19STORE

Destination Data Set: POP11

Field

T19PURCH
BSECT20C.BLP_POPGRP11.T19PURCH

Description: Purchased Online or in person

Form Pane Label: Online

SAS Name: T19PURCH

Tag Name: T19PURCH

Inherited Universe:

Universe: T19STORE = RESPONSE and
(Uppercase entry in T19STORE does not contain ".COM")

Universe Description: Business name is not DK, RF or .COM

Question Text: Was this paid for -

Type: Enumerated

Length: 1

Answer List: Tonline

Value:	Mnemonic:	Description:
1	Online	Online?
2	InPerson	In person?
3	MailTel	By mail or telephone order?
4	Other	Other

- Don't Know
- Refuse
- Empty

- On Input
- On Output

Array:

Special Instructions: Answer list descriptions for options 1-3 should be bold black

Skip Instructions: 1,3,4,DK,RF: Goto END_POPGRP11

2: Goto T19LOC

Instrument SAS Name: T19PURCH

Destination Data Set: POP11

Field

T19LOC
BSECT20C.BLP_POPGRP11.T19LOC

Description: Purchase location - City

Form Pane Label: Location - City

SAS Name: T19LOC

Tag Name: T19LOC

Inherited Universe:

Universe: T19PURCH = 2

Universe Description: Paid for in person

Question Text: In what city is ^T19STORE_Fill located?

Fills: T19STORE_Fill

Instructions: Fill entry from T19STORE

Type: String

Length: 45

Don't Know
 Refuse
 Empty

On Input
 On Output

Array:

Skip Instructions: Goto T19LOCST

Instrument SAS Name: T19LOC

Destination Data Set: POP11

T19LOCST

Field

BSECT20C.BLP_POPGRP11.T19LOCST

Description: Purchase location - State

Form Pane Label: State

SAS Name: T19LOCST

Tag Name: T19LOCST

Inherited Universe:

Universe: T19PURCH = 2

Universe Description: Paid for in person

Help Screen: H_DESTCODE

Question Text: ? [F1]

In what state is ^T19STORE_Fill located?

[Enter the two character state abbreviation](#)

Fills: T19STORE_Fill

Instructions: Fill entry from T19STORE

Type: String

Length: 2

- Don't Know
- Refuse
- Empty

- On Input
- On Output

Array:

Special Instructions: Use answer type TState - STRING[2], display width 4

Skip Instructions: IF entry is not a valid state abbreviation then
goto CK_T19LOCST

ELSE goto END_POPGRP11

Instrument SAS Name: T19LOCST

Destination Data Set: POP11

CK_T19LOCST

Check

BSECT20C.BLP_POPGRP11.CK_T19LOCST

Description: Not a valid state abbreviation

Inherited Universe:

Universe: (Entry in T19LOCST is not a valid state abbreviation) AND T19LOCST <> DK AND T19LOCST <> RF

Universe Description: State abbreviation entered is not valid

Text: * [Not a valid state abbreviation](#)

Check Instructions:

Type: Hard

Skip Instructions: Go back to T19LOCST

Field

END_POPGRP11
BSECT20C.BLP_POPGRP11.END_POPGRP11

Description: End of Section 20C - Pop Group 11

Form Pane Label:

SAS Name:

Tag Name:

Inherited Universe:

Universe:

Universe Description:

Question Text:

Type: Classification

Length: 0

Don't Know

Refuse

Empty

On Input

On Output

Store Instructions: Set complete flag

```
IF Ask_T[05] = no and Ask_E[16] = no and Ask_E[17] = no  
and Ask_R[02] = no and Ask_R[09] = no and  
Ask_R[05] = no and Ask_R[07] = no and Ask_R[04] = no  
and Ask_M[03] = no and Ask_T[18] = no and Ask_T[19] = no  
THEN set S20C_Complete = 1
```

```
ELSEIF Ask_T[19] = yes THEN:
```

```
IF (PSCATT19 = 2, DK or RF) or  
(T19STORE contains .COM or is DK or RF) or  
(T19PURCH = 1, 3, 4, DK or RF) or  
(T19LOCST = RESPONSE, DK or RF) then  
set S20C_Complete = 1  
ELSE set 20C_Compete = 2  
END
```

```
ELSEIF Ask_T[18] = yes THEN:
```

```
IF (PSCATT18 = 2, DK or RF) or
```

```
(T18STORE contains .COM or is DK or RF) or  
(T18PURCH = 1, 3, 4, DK or RF) or  
(T18LOCST = RESPONSE, DK or RF) then  
Set S20C_Complete = 1  
ELSE set 20C_Compete = 2  
END
```

```
ELSEIF Ask_M[03] = yes THEN:  
IF (PSCATM03 = 2, DK or RF) or  
(M03STORE contains .COM or is DK or RF) or  
(M03PURCH = 1, 3, 4, DK or RF) or  
(M03LOCST = RESPONSE, DK or RF) then  
Set S20C_Complete = 1  
ELSE set 20C_Compete = 2  
END
```

```
ELSEIF Ask_R[04] = yes THEN:  
IF (PSCATR04 = 2, DK or RF) or  
(R04STORE contains .COM or is DK or RF) or  
(R04PURCH = 1, 3, 4, DK or RF) or  
(R04LOCST = RESPONSE, DK or RF) then  
Set S20C_Complete = 1  
ELSE set 20C_Compete = 2  
END
```

```
ELSEIF Ask_R[07] = yes THEN:  
IF (PSCATR07 = 2, DK or RF) or  
(R07STORE contains .COM or is DK or RF) or  
(R07PURCH = 1, 3, 4, DK or RF) or  
(R07LOCST = RESPONSE, DK or RF) then  
Set S20C_Complete = 1  
ELSE set 20C_Compete = 2  
END
```

```
ELSEIF Ask_R[05] = yes THEN:  
IF (PSCATR05 = 2, DK or RF) or  
(R05STORE contains .COM or is DK or RF) or  
(R05PURCH = 1, 3, 4, DK or RF) or  
(R05LOCST = RESPONSE, DK or RF) then  
set S20C_Complete = 1  
ELSE set 20C_Compete = 2  
END
```

```
ELSEIF Ask_R[09] = yes THEN:  
IF (PSCATR09 = 2, DK or RF) or  
(R09STORE contains .COM or is DK or RF) or  
(R09PURCH = 1, 3, 4, DK or RF) or
```

```
(R09LOCST = RESPONSE, DK or RF) then
  Set S20C_Complete = 1
ELSE set 20C_Compete = 2
END
```

```
ELSEIF Ask_R[02] = yes THEN:
  IF (PSCATR02 = 2, DK or RF) or
    (R02STORE contains .COM or is DK or RF) or
    (R02PURCH = 1, 3, 4, DK or RF) or
    (R02LOCST = RESPONSE, DK or RF) then
    Set S20C_Complete = 1
  ELSE set 20C_Compete = 2
  END
```

```
ELSEIF Ask_E[17] = yes THEN:
  IF (PSCATE17 = 2, DK or RF) or
    (E17STORE contains .COM or is DK or RF) or
    (E17PURCH = 1, 3, 4, DK or RF) or
    (E17LOCST = RESPONSE, DK or RF) then
    Set S20C_Complete = 1
  ELSE set 20C_Compete = 2
  END
```

```
ELSEIF Ask_E[16] = yes THEN:
  IF (PSCATE16 = 2, DK or RF) or
    (E16STORE contains .COM or is DK or RF) or
    (E16PURCH = 1, 3, 4, DK or RF) or
    (E16LOCST = RESPONSE, DK or RF) then
    Set S20C_Complete = 1
  ELSE set 20C_Compete = 2
  END
```

```
ELSEIF Ask_T[05] = yes THEN:
  IF (PSCATT05 = 2, DK or RF) or
    (T05STORE contains .COM or is DK or RF) or
    (T05PURCH = 1, 3, 4, DK or RF) or
    (T05LOCST = RESPONSE, DK or RF) then
    Set S20C_Complete = 1
  ELSE set 20C_Compete = 2
  END
```

END

Array:

Skip Instructions: Exit section 20C and goto the next appropriate section

POP12_AskFlags

Field

BSECT20C.POP12_AskFlags

Description: Set PopGrp 12 "Ask" flags

Form Pane Label:

SAS Name:

Tag Name:

Inherited Universe:

Universe:

Universe Description:

Question Text:

Type: Classification

Length: 0

- Don't Know
- Refuse
- Empty

- On Input
- On Output

Store Instructions: Set question eligibility flags

```
IF RT10.POPGRP = 12 and SECTCOMP[6] = 1 and  
SECTCOMP[13] = 1 and SECTCOMP[16] = 1 and SECTCOMP[19] = 1  
and BSect20.S20A_END = 1 and BSect20.S20B_END = 1 THEN:
```

```
IF BSECT20.CIGARETT = 2 then set Ask_G[01] = yes  
ENDIF
```

```
IF BSECT20.OTHTOBAC = 2 then set Ask_G[02] = yes  
ENDIF
```

```
IF BSect13.LP13A_Flag[13] = no then set Ask_M[01] = yes  
ENDIF
```

```
IF BSection16.LP16_Flag[7] = no and  
BSECT20.BSECT20B.SAFEDPST = 2 and  
BSECT20.BSECT20B.BANKSRVC = 2 then set Ask_G[15] = yes  
ENDIF
```

IF BSect19.LP19A_Flag[4] = no then set Ask_G[16] = yes
ENDIF

IF BSEC6PT.LP6B_Flag[2] = no then set Ask_G[06] = yes
ENDIF

ENDIF

Array:

BLP_POPGRP12
BSECT20C.BLP_POPGRP12

Block

Description:

Tab Name:
Fly Over Name:
Universe Type: If

Inherited Universe:

Universe: RT10.POPGRP = 12 and SECTCOMP[6] = 1 and SECTCOMP[13] = 1
and SECTCOMP[16] = 1 and SECTCOMP[19] = 1 and
BSect20.S20A_END = 1 and BSect20.S20B_END = 1

Universe Description:

Array:

Block Instructions:

Field

PGRP12_INTRO
BSECT20C.BLP_POPGRP12.PGRP12_INTRO

Description: Introduction

Form Pane Label: Intro

SAS Name:

Tag Name: PGRP12_INTRO

Inherited Universe:

Universe: Ask_G[01] = yes or Ask_G[02] = yes or Ask_M[01] = yes or
Ask_G[15] = yes or Ask_G[16] = yes or Ask_G[06] = yes

Universe Description:

Question Text: The next few questions are about expenses made by ^YOU_ANYONE during the last 12 months, that is, as far back as ^TwelveMonthsAgo. We have used the responses that you've already given us to shorten this part of the interview, so I'll only be asking you about expenses that you told me that you did not have in the last three months.

Fills: YOU_ANYONE

Instructions: IF NUMHOUSE = 1 then fill "you"
ELSE fill "you or anyone in your household"

Fills: TwelveMonthsAgo

Instructions: IF CUR_MONTHNUM = 01 then fill "December YEAR minus 2 years"
IF CUR_MONTHNUM = 02 then fill "January YEAR minus 1 year"
IF CUR_MONTHNUM = 03 then fill "February YEAR minus 1 year"
ELSEIF CUR_MONTHNUM = 04 then fill "March YEAR minus 1 year"
ELSEIF CUR_MONTHNUM = 05 then fill "April YEAR minus 1 year"
ELSEIF CUR_MONTHNUM = 06 then fill "May YEAR minus 1 year"
ELSEIF CUR_MONTHNUM = 07 then fill "June YEAR minus 1 year"
ELSEIF CUR_MONTHNUM = 08 then fill "July YEAR minus 1 year"
ELSEIF CUR_MONTHNUM = 09 then fill "August YEAR minus 1 year"
ELSEIF CUR_MONTHNUM = 10 then fill "September YEAR minus 1 year"
ELSEIF CUR_MONTHNUM = 11 then fill "October YEAR minus 1 year"
ELSEIF CUR_MONTHNUM = 12 then fill "November YEAR minus 1 year"

Type: Enumerated

Length: 1

Answer List: TContinue

Value:	Mnemonic:	Description:
1	Continue	Enter 1 to Continue

- Don't Know
- Refuse
- Empty

- On Input
- On Output

Array:

Skip Instructions: IF Ask_G[01] = 1 then goto PSCATG01
ELSEIF Ask_G[02] = 1 then goto PSCATG02
ELSEIF Ask_M[01] = 1 then goto PSCATM01
ELSEIF Ask_G[15] = 1 then goto PSCATG15
ELSEIF Ask_G[16] = 1 then goto PSCATG16
ELSEIF Ask_G[06] = 1 then goto PSCATG06
ELSE goto END_POPGRP12

Instrument SAS Name: PGRP12_INTRO

Field

PSCATG01

BSECT20C.BLP_POPGRP12.PSCATG01

Description: Purchased any cigarettes in the last 6 months

Form Pane Label: Cigarettes

SAS Name: PSCATG01

Tag Name: PSCATG01

Inherited Universe:

Universe: Ask_G[01] = yes

Universe Description: Cigarettes was not selected in 20A

Question Text: Now, please think about the last six months, since the first of ^SixMonthsAgo have ^YOU_ANYONE purchased any cigarettes?

Fills: SixMonthsAgo

Instructions: IF CUR_MONTHNUM = 01 then fill "July YEAR minus 1 year"
ELSEIF CUR_MONTHNUM = 02 then fill "August YEAR minus 1 year"
ELSEIF CUR_MONTHNUM = 03 then fill "September YEAR minus 1 year"
ELSEIF CUR_MONTHNUM = 04 then fill "October YEAR minus 1 year"
ELSEIF CUR_MONTHNUM = 05 then fill "November YEAR minus 1 year"
ELSEIF CUR_MONTHNUM = 06 then fill "December YEAR minus 1 year"
ELSEIF CUR_MONTHNUM = 07 then fill "January YEAR"
ELSEIF CUR_MONTHNUM = 08 then fill "February YEAR"
ELSEIF CUR_MONTHNUM = 09 then fill "March YEAR"
ELSEIF CUR_MONTHNUM = 10 then fill "April YEAR"
ELSEIF CUR_MONTHNUM = 11 then fill "May YEAR"
ELSEIF CUR_MONTHNUM = 12 then fill "June YEAR"

Fills: YOU_ANYONE

Instructions: IF NUMHOUSE = 1 then fill "you"
ELSE fill "you or anyone in your household"

Type: Enumerated

Length: 1

Answer List: TYesNo

Value:	Mnemonic:	Description:
1	Yes	Yes
2	No	No

Don't Know
 Refuse
 Empty

On Input
 On Output

Array:

Skip Instructions: 1: Goto G01_COST

```
2,DK,RF: IF Ask_G[02] = 1 then goto PSCATG02
          ELSEIF Ask_M[01] = 1 then goto PSCATM01
          ELSEIF Ask_G[15] = 1 then goto PSCATG15
          ELSEIF Ask_G[16] = 1 then goto PSCATG16
          ELSEIF Ask_G[06] = 1 then goto PSCATG06
          ELSE goto END_POPGRP12
```

Instrument SAS Name: PSCATG01

Destination Data Set: POP12

Field

G01_COST
BSECT20C.BLP_POPGRP12.G01_COST

Description: Purchase price

Form Pane Label: Cost

SAS Name: G01_COST

Tag Name: G01_COST

Inherited Universe:

Universe: PSCATG01 = 1

Universe Description: HH did purchase cigarettes in the last 6 months

Question Text: In the last **SIX MONTHS**, how much did ^YOU_YRCU spend on your last purchase of cigarettes?

Fills: YOU_YRCU

Instructions: IF NUMHOUSE = 1 then fill "you"
ELSE fill "your household"

Type: Integer

Length: 7

Min: 1

Max: 999999

Don't Know

Refuse

Empty

On Input

On Output

Array:

Special Instructions: Display a \$ and comma in the entry field

Skip Instructions: IF ENTRY lt 5 or gt 80 then goto ERR1_G01COST

ELSE goto G01STORE

Instrument SAS Name: G01_COST

Destination Data Set: POP12

ERR1_G01COST

Check

BSECT20C.BLP_POPGRP12.ERR1_G01COST

Description: Out of Range Check

Inherited Universe:

Universe: (G01_COST lt 5 or G01_COST gt 80) AND G01_COST <> DK AND G01_COST <>
RF

Universe Description:

Text: THE VALUE ENTERED IS UNUSUALLY HIGH OR LOW

PLEASE VERIFY AND IF CORRECT, ENTER ITEM LEVEL NOTE

Check Instructions:

Type: Soft

Skip Instructions: Suppress: Goto G01STORE

All others, go back to G01_COST

Field

G01STORE
BSECT20C.BLP_POPGRP12.G01STORE

Description: Where Purchased

Form Pane Label: Business

SAS Name: G01STORE

Tag Name: G01STORE

Inherited Universe:

Universe: PSCATG01 = 1

Universe Description:

Question Text: What is the name of the business where this was last purchased?

✦ Enter store, website, or company name

Type: String

Length: 45

Don't Know
 Refuse
 Empty

On Input
 On Output

Array:

Special Instructions: IF uppercase entry contains ".COM" then set G01PURCH = 1
and "keep" and "Show"

Skip Instructions: IF uppercase entry does not contains ".COM" and is not a DK
or RF then goto G01PURCH

ELSEIF Ask_G[02] = 1 then goto PSCATG02
ELSEIF Ask_M[01] = 1 then goto PSCATM01
ELSEIF Ask_G[15] = 1 then goto PSCATG15
ELSEIF Ask_G[16] = 1 then goto PSCATG16
ELSEIF Ask_G[06] = 1 then goto PSCATG06
ELSE goto END_POPGRP12

Instrument SAS Name: G01STORE

Destination Data Set: POP12

Field

G01PURCH
BSECT20C.BLP_POPGRP12.G01PURCH

Description: Purchased Online or in person

Form Pane Label: Online

SAS Name: G01PURCH

Tag Name: G01PURCH

Inherited Universe:

Universe: G01STORE = RESPONSE and
(Uppercase entry in G01STORE does not contain ".COM")

Universe Description: Business name is not DK, RF or .COM

Question Text: Was this paid for -

Type: Enumerated

Length: 1

Answer List: Tonline

Value:	Mnemonic:	Description:
1	Online	Online?
2	InPerson	In person?
3	MailTel	By mail or telephone order?
4	Other	Other

- Don't Know
- Refuse
- Empty

- On Input
- On Output

Array:

Special Instructions: Answer list descriptions for options 1-3 should be bold black

Skip Instructions: 1,3,4,DK,RF: IF Ask_G[02] = 1 then goto PSCATG02
ELSEIF Ask_M[01] = 1 then goto PSCATM01
ELSEIF Ask_G[15] = 1 then goto PSCATG15
ELSEIF Ask_G[16] = 1 then goto PSCATG16
ELSEIF Ask_G[06] = 1 then goto PSCATG06

ELSE goto END_POPGRP12

2: Goto G01LOC

Instrument SAS Name: G01PURCH

Destination Data Set: POP12

Field

G01LOC
BSECT20C.BLP_POPGRP12.G01LOC

Description: Purchase location - City

Form Pane Label: Location - City

SAS Name: G01LOC

Tag Name: G01LOC

Inherited Universe:

Universe: G01PURCH = 2

Universe Description: Purchased in person

Question Text: In what city is ^G01STORE_Fill located?

Fills: G01STORE_Fill

Instructions: Fill entry in G01STORE

Type: String

Length: 45

Don't Know
 Refuse
 Empty

On Input
 On Output

Array:

Skip Instructions: Goto G01LOCST

Instrument SAS Name: G01LOC

Destination Data Set: POP12

G01LOCST

Field

BSECT20C.BLP_POPGRP12.G01LOCST

Description: Purchase location - State

Form Pane Label: State

SAS Name: G01LOCST

Tag Name: G01LOCST

Inherited Universe:

Universe: G01PURCH = 2

Universe Description:

Help Screen: H_DESTCODE

Question Text: ? [F1]

In what state is ^G01STORE_Fill located?

[Enter the two character state abbreviation](#)

Fills: G01STORE_Fill

Instructions: Fill entry in G01STORE

Type: String

Length: 2

- Don't Know
- Refuse
- Empty

- On Input
- On Output

Array:

Special Instructions: Use answer type TState - STRING[2], display width 4

Skip Instructions: IF entry is not a valid state abbreviation then
goto CK_G01LOCST

ELSEIF Ask_G[02] = 1 then goto PSCATG02

ELSEIF Ask_M[01] = 1 then goto PSCATM01

ELSEIF Ask_G[15] = 1 then goto PSCATG15

```
ELSEIF Ask_G[16] = 1 then goto PSCATG16  
ELSEIF Ask_G[06] = 1 then goto PSCATG06  
ELSE goto END_POPGRP12
```

Instrument SAS Name: G01LOCST

Destination Data Set: POP12

CK_G01LOCST

Check

BSECT20C.BLP_POPGRP12.CK_G01LOCST

Description: Not a valid state abbreviation

Inherited Universe:

Universe: (Entry in G01LOCST is not a valid state abbreviation) AND G01LOCST <> DK AND G01LOCST <> RF

Universe Description: State abbreviation entered is not valid

Text: * [Not a valid state abbreviation](#)

Check Instructions:

Type: Hard

Skip Instructions: Go back to G01LOCST

Field

PSCATG02

BSECT20C.BLP_POPGRP12.PSCATG02

Description: Purchased any cigars, smoking tobacco, or chewing tobacco in the last 6 months

Form Pane Label: Other Tobacco

SAS Name: PSCATG02

Tag Name: PSCATG02

Inherited Universe:

Universe: Ask_G[02] = yes

Universe Description: Other tobacco products such as cigars, pipe tobacco, chewing tobacco, or vaping products were not selected in 20A

Question Text: ^PSCATG02Intro_Fill have ^YOU_ANYONE purchased any cigars, smoking tobacco, or chewing tobacco?

Fills: PSCATG02Intro_Fill

Instructions: If PSCATG01 = EMPTY then fill "Now, please think about the last six months, since the first of ^SixMonthsAgo"
ELSE fill "In the last SIX MONTHS,"

Fills: SixMonthsAgo

Instructions: IF CUR_MONTHNUM = 01 then fill "July YEAR minus 1 year"
ELSEIF CUR_MONTHNUM = 02 then fill "August YEAR minus 1 year"
ELSEIF CUR_MONTHNUM = 03 then fill "September YEAR minus 1 year"
ELSEIF CUR_MONTHNUM = 04 then fill "October YEAR minus 1 year"
ELSEIF CUR_MONTHNUM = 05 then fill "November YEAR minus 1 year"
ELSEIF CUR_MONTHNUM = 06 then fill "December YEAR minus 1 year"
ELSEIF CUR_MONTHNUM = 07 then fill "January YEAR"
ELSEIF CUR_MONTHNUM = 08 then fill "February YEAR"
ELSEIF CUR_MONTHNUM = 09 then fill "March YEAR"
ELSEIF CUR_MONTHNUM = 10 then fill "April YEAR"
ELSEIF CUR_MONTHNUM = 11 then fill "May YEAR"
ELSEIF CUR_MONTHNUM = 12 then fill "June YEAR"

Fills: YOU_ANYONE

Instructions: IF NUMHOUSE = 1 then fill "you"
ELSE fill "you or anyone in your household"

Type: Enumerated

Length: 1

Answer List: TYesNo

Value:	Mnemonic:	Description:
1	Yes	Yes
2	No	No

- Don't Know
- Refuse
- Empty

- On Input
- On Output

Array:

Skip Instructions: 1: Goto G02_COST

```
2,DK,RF: IF Ask_M[01] = 1 then goto PSCATM01
          ELSEIF Ask_G[15] = 1 then goto PSCATG15
          ELSEIF Ask_G[16] = 1 then goto PSCATG16
          ELSEIF Ask_G[06] = 1 then goto PSCATG06
          ELSE goto END_POPGRP12
```

Instrument SAS Name: PSCATG02

Destination Data Set: POP12

Field

G02_COST
BSECT20C.BLP_POPGRP12.G02_COST

Description: Purchase price

Form Pane Label: Cost

SAS Name: G02_COST

Tag Name: G02_COST

Inherited Universe:

Universe: PSCATG02 = 1

Universe Description: HH did purchase cigars or tobacco in the last 6 months

Question Text: In the last **SIX MONTHS**, how much did ^YOU_YRCU spend on your last purchase of cigars, smoking tobacco, or chewing tobacco?

Fills: YOU_YRCU

Instructions: IF NUMHOUSE = 1 then fill "you"
ELSE fill "your household"

Type: Integer

Length: 7

Min: 1

Max: 999999

Don't Know

Refuse

Empty

On Input

On Output

Array:

Special Instructions: Display a \$ and comma in the entry field

Skip Instructions: IF ENTRY lt 5 or gt 80 then goto ERR1_G02COST

ELSE goto G02STORE

Instrument SAS Name: G02_COST

Destination Data Set: POP12

ERR1_G02COST

Check

BSECT20C.BLP_POPGRP12.ERR1_G02COST

Description: Out of Range Check

Inherited Universe:

Universe: (G02_COST lt 5 or G02_COST gt 80) AND G02_COST <> DK AND G02_COST <>
RF

Universe Description:

Text: THE VALUE ENTERED IS UNUSUALLY HIGH OR LOW

PLEASE VERIFY AND IF CORRECT, ENTER ITEM LEVEL NOTE

Check Instructions:

Type: Soft

Skip Instructions: Suppress: Goto G02STORE

All others, go back to G02_COST

Field

G02STORE
BSECT20C.BLP_POPGRP12.G02STORE

Description: Where Purchased

Form Pane Label: Business

SAS Name: G02STORE

Tag Name: G02STORE

Inherited Universe:

Universe: PSCATG02 = 1

Universe Description:

Question Text: What is the name of the business where this was last purchased?

✦ Enter store, website, or company name

Type: String

Length: 45

Don't Know
 Refuse
 Empty

On Input
 On Output

Array:

Special Instructions: IF uppercase entry contains ".COM" then set G02PURCH = 1
and "keep" and "Show"

Skip Instructions: IF uppercase entry does not contains ".COM" and is not a DK
or RF then goto G02PURCH

ELSEIF Ask_M[01] = 1 then goto PSCATM01
ELSEIF Ask_G[15] = 1 then goto PSCATG15
ELSEIF Ask_G[16] = 1 then goto PSCATG16
ELSEIF Ask_G[06] = 1 then goto PSCATG06
ELSE goto END_POPGRP12

Instrument SAS Name: G02STORE

Destination Data Set: POP12

G02PURCH

Field

BSECT20C.BLP_POPGRP12.G02PURCH

Description: Purchased Online or in person

Form Pane Label: Online

SAS Name: G02PURCH

Tag Name: G02PURCH

Inherited Universe:

Universe: G02STORE = RESPONSE and
(Uppercase entry in G02STORE does not contain ".COM")

Universe Description: Business name is not DK, RF or .COM

Question Text: Was this paid for -

Type: Enumerated

Length: 1

Answer List: Tonline

Value:	Mnemonic:	Description:
1	Online	Online?
2	InPerson	In person?
3	MailTel	By mail or telephone order?
4	Other	Other

- Don't Know
- Refuse
- Empty

- On Input
- On Output

Array:

Special Instructions: Answer list descriptions for options 1-3 should be bold black

Skip Instructions: 1,3,4,DK,RF: IF Ask_M[01] = 1 then goto PSCATM01
ELSEIF Ask_G[15] = 1 then goto PSCATG15
ELSEIF Ask_G[16] = 1 then goto PSCATG16
ELSEIF Ask_G[06] = 1 then goto PSCATG06
ELSE goto END_POPGRP12

2: Goto G02LOC

Instrument SAS Name: G02PURCH

Destination Data Set: POP12

G02LOC

Field

BSECT20C.BLP_POPGRP12.G02LOC

Description: Purchase location - City

Form Pane Label: Location - City

SAS Name: G02LOC

Tag Name: G02LOC

Inherited Universe:

Universe: G02PURCH = 2

Universe Description: Purchased in person

Question Text: In what city is ^G02STORE_Fill located?

Fills: G02STORE_Fill

Instructions: Fill entry in G02STORE

Type: String

Length: 45

- Don't Know
- Refuse
- Empty

- On Input
- On Output

Array:

Skip Instructions: Goto G02LOCST

Instrument SAS Name: G02LOC

Destination Data Set: POP12

Field

G02LOCST
BSECT20C.BLP_POPGRP12.G02LOCST

Description: Purchase location - State

Form Pane Label: State

SAS Name: G02LOCST

Tag Name: G02LOCST

Inherited Universe:

Universe: G02PURCH = 2

Universe Description:

Help Screen: H_DESTCODE

Question Text: ? [F1]

In what state is ^G02STORE_Fill located?

Enter the two character state abbreviation

Fills: G02STORE_Fill

Instructions: Fill entry in G02STORE

Type: String

Length: 2

- Don't Know
- Refuse
- Empty

- On Input
- On Output

Array:

Special Instructions: Use answer type TState - STRING[2], display width 4

Skip Instructions: IF entry is not a valid state abbreviation then
goto CK_G02LOCST

```
ELSEIF Ask_M[01] = 1 then goto PSCATM01  
ELSEIF Ask_G[15] = 1 then goto PSCATG15  
ELSEIF Ask_G[16] = 1 then goto PSCATG16  
ELSEIF Ask_G[06] = 1 then goto PSCATG06
```

ELSE goto END_POPGRP12

Instrument SAS Name: G02LOCST

Destination Data Set: POP12

Check

CK_G02LOCST
BSECT20C.BLP_POPGRP12.CK_G02LOCST

Description: Not a valid state abbreviation

Inherited Universe:

Universe: (Entry in G02LOCST is not a valid state abbreviation) AND G02LOCST <> DK AND G02LOCST <> RF

Universe Description: State abbreviation entered is not valid

Text: * [Not a valid state abbreviation](#)

Check Instructions:

Type: Hard

Skip Instructions: Go back to G02LOCST

PSCATM01

Field

BSECT20C.BLP_POPGRP12.PSCATM01

Description: Purchased any prescription drugs in the last 6 months

Form Pane Label: Prescription Drugs

SAS Name: PSCATM01

Tag Name: PSCATM01

Inherited Universe:

Universe: Ask_M[01] = yes

Universe Description: Prescription drugs was not selected in 14A

Question Text: ^PSCATM01Intro_Fill have ^YOU_ANYONE purchased any prescription drugs?

Fills: PSCATM01Intro_Fill

Instructions: If PSCATG01 = EMPTY AND PSCATG02 = EMPTY then fill "Now, please think about the last six months, since the first of ^SixMonthsAgo"
ELSE fill "In the last SIX MONTHS,"

Fills: SixMonthsAgo

Instructions: IF CUR_MONTHNUM = 01 then fill "July YEAR minus 1 year"
ELSEIF CUR_MONTHNUM = 02 then fill "August YEAR minus 1 year"
ELSEIF CUR_MONTHNUM = 03 then fill "September YEAR minus 1 year"
ELSEIF CUR_MONTHNUM = 04 then fill "October YEAR minus 1 year"
ELSEIF CUR_MONTHNUM = 05 then fill "November YEAR minus 1 year"
ELSEIF CUR_MONTHNUM = 06 then fill "December YEAR minus 1 year"
ELSEIF CUR_MONTHNUM = 07 then fill "January YEAR"
ELSEIF CUR_MONTHNUM = 08 then fill "February YEAR"
ELSEIF CUR_MONTHNUM = 09 then fill "March YEAR"
ELSEIF CUR_MONTHNUM = 10 then fill "April YEAR"
ELSEIF CUR_MONTHNUM = 11 then fill "May YEAR"
ELSEIF CUR_MONTHNUM = 12 then fill "June YEAR"

Fills: YOU_ANYONE

Instructions: IF NUMHOUSE = 1 then fill "you"
ELSE fill "you or anyone in your household"

Type: Enumerated

Length: 1

Answer List: TYesNo

Value:	Mnemonic:	Description:
1	Yes	Yes
2	No	No

- Don't Know
- Refuse
- Empty

- On Input
- On Output

Array:

Skip Instructions: 1: Goto M01_COST

```
2,DK,RF: IF Ask_G[15] = 1 then goto PSCATG15
          ELSEIF Ask_G[16] = 1 then goto PSCATG16
          ELSEIF Ask_G[06] = 1 then goto PSCATG06
          ELSE goto END_POPGRP12
```

Instrument SAS Name: PSCATM01

Destination Data Set: POP12

M01_COST

Field

BSECT20C.BLP_POPGRP12.M01_COST

Description: Purchase price

Form Pane Label: Cost

SAS Name: M01_COST

Tag Name: M01_COST

Inherited Universe:

Universe: PSCATM01 = 1

Universe Description: HH did purchase Prescription drugs in the last 6 months

Question Text: In the last SIX MONTHS, how much did ^YOU_YRCU spend on your last purchase of prescription drugs?

Fills: YOU_YRCU

Instructions: IF NUMHOUSE = 1 then fill "you"
ELSE fill "your household"

Type: Integer

Length: 7

Min: 1

Max: 999999

Don't Know

Refuse

Empty

On Input

On Output

Array:

Special Instructions: Display a \$ and comma in the entry field

Skip Instructions: IF ENTRY lt 5 or gt 340 then goto ERR1_M01COST

ELSE goto M01STORE

Instrument SAS Name: M01_COST

Destination Data Set: POP12

Check

ERR1_M01COST
BSECT20C.BLP_POPGRP12.ERR1_M01COST

Description: Out of Range Check

Inherited Universe:

Universe: (M01_COST lt 5 or M01_COST gt 340) AND M01_COST <> DK AND M01_COST <> RF

Universe Description:

Text: THE VALUE ENTERED IS UNUSUALLY HIGH OR LOW

PLEASE VERIFY AND IF CORRECT, ENTER ITEM LEVEL NOTE

Check Instructions:

Type: Soft

Skip Instructions: Suppress: Goto M01STORE

All others, go back to M01_COST

M01STORE

Field

BSECT20C.BLP_POPGRP12.M01STORE

Description: Where Purchased

Form Pane Label: Business

SAS Name: M01STORE

Tag Name: M01STORE

Inherited Universe:

Universe: PSCATM01 = 1

Universe Description:

Question Text: What is the name of the business where this was last purchased?

✦ Enter store, website, or company name

Type: String

Length: 45

Don't Know

Refuse

Empty

On Input

On Output

Array:

Special Instructions: IF uppercase entry contains ".COM" then set M01PURCH = 1
and "keep" and "Show"

Skip Instructions: IF uppercase entry does not contains ".COM" and is not a DK
or RF then goto M01PURCH

ELSEIF Ask_G[15] = 1 then goto PSCATG15

ELSEIF Ask_G[16] = 1 then goto PSCATG16

ELSEIF Ask_G[06] = 1 then goto PSCATG06

ELSE goto END_POPGRP12

Instrument SAS Name: M01STORE

Destination Data Set: POP12

Field

M01PURCH
BSECT20C.BLP_POPGRP12.M01PURCH

Description: Purchased Online or in person

Form Pane Label: Online

SAS Name: M01PURCH

Tag Name: M01PURCH

Inherited Universe:

Universe: M01STORE = RESPONSE and
(Uppercase entry in M01STORE does not contain ".COM")

Universe Description: Business name is not DK, RF or .COM

Question Text: Was this paid for -

Type: Enumerated

Length: 1

Answer List: Tonline

Value:	Mnemonic:	Description:
1	Online	Online?
2	InPerson	In person?
3	MailTel	By mail or telephone order?
4	Other	Other

- Don't Know
- Refuse
- Empty

- On Input
- On Output

Array:

Special Instructions: Answer list descriptions for options 1-3 should be bold black

Skip Instructions: 1,3,4,DK,RF: IF Ask_G[15] = 1 then goto PSCATG15
ELSEIF Ask_G[16] = 1 then goto PSCATG16
ELSEIF Ask_G[06] = 1 then goto PSCATG06
ELSE goto END_POPGRP12

2: Goto M01LOC

Instrument SAS Name: M01PURCH

Destination Data Set: POP12

Field

M01LOC
BSECT20C.BLP_POPGRP12.M01LOC

Description: Purchase location - City

Form Pane Label: Location - City

SAS Name: M01LOC

Tag Name: M01LOC

Inherited Universe:

Universe: M01PURCH = 2

Universe Description: Purchased in person

Question Text: In what city is ^M01STORE_Fill located?

Fills: M01STORE_Fill

Instructions: Fill entry in M01STORE

Type: String

Length: 45

Don't Know
 Refuse
 Empty

On Input
 On Output

Array:

Skip Instructions: Goto M01LOCST

Instrument SAS Name: M01LOC

Destination Data Set: POP12

M01LOCST

Field

BSECT20C.BLP_POPGRP12.M01LOCST

Description: Purchase location - State

Form Pane Label: State

SAS Name: M01LOCST

Tag Name: M01LOCST

Inherited Universe:

Universe: M01PURCH = 2

Universe Description:

Help Screen: H_DESTCODE

Question Text: ? [F1]

In what state is ^M01STORE_Fill located?

[Enter the two character state abbreviation](#)

Fills: M01STORE_Fill

Instructions: Fill entry in M01STORE

Type: String

Length: 2

- Don't Know
- Refuse
- Empty

- On Input
- On Output

Array:

Special Instructions: Use answer type TState - STRING[2], display width 4

Skip Instructions: IF entry is not a valid state abbreviation then
goto CK_M01LOCST

ELSEIF Ask_G[15] = 1 then goto PSCATG15
ELSEIF Ask_G[16] = 1 then goto PSCATG16
ELSEIF Ask_G[06] = 1 then goto PSCATG06

ELSE goto END_POPGRP12

Instrument SAS Name: M01LOCST

Destination Data Set: POP12

CK_M01LOCST

Check

BSECT20C.BLP_POPGRP12.CK_M01LOCST

Description: Not a valid state abbreviation

Inherited Universe:

Universe: (Entry in M01LOCST is not a valid state abbreviation) AND M01LOCST <> DK AND M01LOCST <> RF

Universe Description: State abbreviation entered is not valid

Text: * [Not a valid state abbreviation](#)

Check Instructions:

Type: Hard

Skip Instructions: Go back to M01LOCST

Field

PSCATG15

BSECT20C.BLP_POPGRP12.PSCATG15

Description: Had any expenses for checking account fees annual credit card fees, or other bank services in the last 6 months

Form Pane Label: Fees

SAS Name: PSCATG15

Tag Name: PSCATG15

Inherited Universe:

Universe: Ask_G[15] = yes

Universe Description: Credit card membership fees or for the rental of a safe deposit box or paid any charges or fees for bank services was not selected in 17 or 20B

Question Text: ^PSCATG15Intro_Fill have ^YOU_ANYONE had any expenses for checking account fees, annual credit card fees, or other bank services?

Fills: PSCATG15Intro_Fill

Instructions: If PSCATG01 = EMPTY AND PSCATG02 = EMPTY and PSCATM01 = EMPTY then fill "Now, please think about the last six months, since the first of ^SixMonthsAgo"
ELSE fill "In the last SIX MONTHS,"

Fills: SixMonthsAgo

Instructions: IF CUR_MONTHNUM = 01 then fill "July YEAR minus 1 year"
ELSEIF CUR_MONTHNUM = 02 then fill "August YEAR minus 1 year"
ELSEIF CUR_MONTHNUM = 03 then fill "September YEAR minus 1 year"
ELSEIF CUR_MONTHNUM = 04 then fill "October YEAR minus 1 year"
ELSEIF CUR_MONTHNUM = 05 then fill "November YEAR minus 1 year"
ELSEIF CUR_MONTHNUM = 06 then fill "December YEAR minus 1 year"
ELSEIF CUR_MONTHNUM = 07 then fill "January YEAR"
ELSEIF CUR_MONTHNUM = 08 then fill "February YEAR"
ELSEIF CUR_MONTHNUM = 09 then fill "March YEAR"
ELSEIF CUR_MONTHNUM = 10 then fill "April YEAR"
ELSEIF CUR_MONTHNUM = 11 then fill "May YEAR"
ELSEIF CUR_MONTHNUM = 12 then fill "June YEAR"

Fills: YOU_ANYONE

Instructions: IF NUMHOUSE = 1 then fill "you"
ELSE fill "you or anyone in your household"

Type: Enumerated

Length: 1

Answer List: TYesNo

Value:	Mnemonic:	Description:
1	Yes	Yes
2	No	No

- Don't Know
- Refuse
- Empty

- On Input
- On Output

Array:

Skip Instructions: 1: Goto G15_COST

2,DK,RF: IF Ask_G[16] = 1 then goto PSCATG16
ELSEIF Ask_G[06] = 1 then goto PSCATG06
ELSE goto END_POPGRP12

Instrument SAS Name: PSCATG15

Destination Data Set: POP12

Field

G15_COST
BSECT20C.BLP_POPGRP12.G15_COST

Description: Purchase price

Form Pane Label: Cost

SAS Name: G15_COST

Tag Name: G15_COST

Inherited Universe:

Universe: PSCATG15 = 1

Universe Description:

Question Text: In the last SIX MONTHS, how much was ^YR_YRCUS last expense for checking account fees, annual credit card fees, or other bank services?

Fills: YR_YRCUS

Instructions: IF NUMHOUSE = 1 then fill "your"
ELSE fill "your household's"

Type: Integer

Length: 7

Min: 1

Max: 999999

Don't Know

Refuse

Empty

On Input

On Output

Array:

Special Instructions: Display a \$ and comma in the entry field

Skip Instructions: IF ENTRY lt 5 or gt 300 then goto ERR1_G15COST

ELSE goto G15STORE

Instrument SAS Name: G15_COST

Destination Data Set: POP12

ERR1_G15COST

Check

BSECT20C.BLP_POPGRP12.ERR1_G15COST

Description: Out of Range Check

Inherited Universe:

Universe: (G15_COST lt 5 or G15_COST gt 300) AND G15_COST <> DK AND G15_COST <>
RF

Universe Description:

Text: THE VALUE ENTERED IS UNUSUALLY HIGH OR LOW

PLEASE VERIFY AND IF CORRECT, ENTER ITEM LEVEL NOTE

Check Instructions:

Type: Soft

Skip Instructions: Suppress: Goto G15STORE

All others, go back to G15_COST

Field

G15STORE
BSECT20C.BLP_POPGRP12.G15STORE

Description: Where Purchased

Form Pane Label: Business

SAS Name: G15STORE

Tag Name: G15STORE

Inherited Universe:

Universe: PSCATG15 = 1

Universe Description:

Question Text: What is the name of the business where ^YOU_YRCU had this expense?

✦ Enter store, website, or company name

Fills: YOU_YRCU

Instructions: IF NUMHOUSE = 1 then fill "you"
ELSE fill "your household"

Type: String

Length: 45

Don't Know

Refuse

Empty

On Input

On Output

Array:

Special Instructions: IF uppercase entry contains ".COM" then set G15PURCH = 1
and "keep" and "Show"

Skip Instructions: IF uppercase entry does not contains ".COM" and is not a DK
or RF then goto G15PURCH

ELSEIF Ask_G[16] = 1 then goto PSCATG16

ELSEIF Ask_G[06] = 1 then goto PSCATG06

ELSE goto END_POPGRP12

Instrument SAS Name: G15STORE

Destination Data Set: POP12

Field

G15PURCH
BSECT20C.BLP_POPGRP12.G15PURCH

Description: Purchased Online or in person

Form Pane Label: Online

SAS Name: G15PURCH

Tag Name: G15PURCH

Inherited Universe:

Universe: G15STORE = RESPONSE and
(Uppercase entry in G15STORE does not contain ".COM")

Universe Description: Business name is not DK, RF or .COM

Question Text: Was this paid for -

Type: Enumerated

Length: 1

Answer List: Tonline

Value:	Mnemonic:	Description:
1	Online	Online?
2	InPerson	In person?
3	MailTel	By mail or telephone order?
4	Other	Other

- Don't Know
- Refuse
- Empty

- On Input
- On Output

Array:

Special Instructions: Answer list descriptions for options 1-3 should be bold black

Skip Instructions: 1,3,4,DK,RF: IF Ask_G[16] = 1 then goto PSCATG16
ELSEIF Ask_G[06] = 1 then goto PSCATG06
ELSE goto END_POPGRP12

2: Goto G15LOC

Instrument SAS Name: G15PURCH

Destination Data Set: POP12

Field

G15LOC
BSECT20C.BLP_POPGRP12.G15LOC

Description: Purchase location - City

Form Pane Label: Location - City

SAS Name: G15LOC

Tag Name: G15LOC

Inherited Universe:

Universe: G15PURCH = 2

Universe Description: Purchased in person

Question Text: In what city is ^G15STORE_Fill located?

Fills: G15STORE_Fill

Instructions: Fill entry from G15STORE

Type: String

Length: 45

Don't Know
 Refuse
 Empty

On Input
 On Output

Array:

Skip Instructions: Goto G15LOCST

Instrument SAS Name: G15LOC

Destination Data Set: POP12

G15LOCST

Field

BSECT20C.BLP_POPGRP12.G15LOCST

Description: Purchase location - State

Form Pane Label: State

SAS Name: G15LOCST

Tag Name: G15LOCST

Inherited Universe:

Universe: G15PURCH = 2

Universe Description:

Help Screen: H_DESTCODE

Question Text: ? [F1]

In what state is ^G15STORE_Fill located?

[Enter the two character state abbreviation](#)

Fills: G15STORE_Fill

Instructions: Fill entry from G15STORE

Type: String

Length: 2

- Don't Know
- Refuse
- Empty

- On Input
- On Output

Array:

Special Instructions: Use answer type TState - STRING[2], display width 4

Skip Instructions: IF entry is not a valid state abbreviation then
goto CK_G15LOCST

ELSEIF Ask_G[16] = 1 then goto PSCATG16

ELSEIF Ask_G[06] = 1 then goto PSCATG06

ELSE goto END_POPGRP12

Instrument SAS Name: G15LOCST

Destination Data Set: POP12

CK_G15LOCST

Check

BSECT20C.BLP_POPGRP12.CK_G15LOCST

Description: Not a valid state abbreviation

Inherited Universe:

Universe: (Entry in G15LOCST is not a valid state abbreviation) AND G15LOCST <> DK AND G15LOCST <> RF

Universe Description: State abbreviation entered is not valid

Text: * [Not a valid state abbreviation](#)

Check Instructions:

Type: Hard

Skip Instructions: Go back to G15LOCST

Field

PSCATG16

BSECT20C.BLP_POPGRP12.PSCATG16

Description: Had any expenses for accounting services in the last 12 months

Form Pane Label: Accounting Services

SAS Name: PSCATG16

Tag Name: PSCATG16

Inherited Universe:

Universe: Ask_G[16] = yes

Universe Description: Accounting fees was not selected in 19A

Question Text: Now, please think about the last 12 months, since the first of
^TwelveMonthsAgo have ^YOU_ANYONE had any expenses for tax return
preparation or other accounting services?

Fills: TwelveMonthsAgo

Instructions: IF CUR_MONTHNUM = 01 then fill "December YEAR minus 2 years"
IF CUR_MONTHNUM = 02 then fill "January YEAR minus 1 year"
IF CUR_MONTHNUM = 03 then fill "February YEAR minus 1 year"
ELSEIF CUR_MONTHNUM = 04 then fill "March YEAR minus 1 year"
ELSEIF CUR_MONTHNUM = 05 then fill "April YEAR minus 1 year"
ELSEIF CUR_MONTHNUM = 06 then fill "May YEAR minus 1 year"
ELSEIF CUR_MONTHNUM = 07 then fill "June YEAR minus 1 year"
ELSEIF CUR_MONTHNUM = 08 then fill "July YEAR minus 1 year"
ELSEIF CUR_MONTHNUM = 09 then fill "August YEAR minus 1 year"
ELSEIF CUR_MONTHNUM = 10 then fill "September YEAR minus 1 year"
ELSEIF CUR_MONTHNUM = 11 then fill "October YEAR minus 1 year"
ELSEIF CUR_MONTHNUM = 12 then fill "November YEAR minus 1 year"

Fills: YOU_ANYONE

Instructions: IF NUMHOUSE = 1 then fill "you"
ELSE fill "you or anyone in your household"

Type: Enumerated

Length: 1

Answer List: TYesNo

Value:	Mnemonic:	Description:
1	Yes	Yes
2	No	No

Don't Know
 Refuse
 Empty

On Input
 On Output

Array:

Skip Instructions: 1: Goto G16_COST

2,DK,RF: IF Ask_G[06] = 1 then goto PSCATG06
ELSE goto END_POPGRP12

Instrument SAS Name: PSCATG16

Destination Data Set: POP12

Field

G16_COST
BSECT20C.BLP_POPGRP12.G16_COST

Description: Purchase price

Form Pane Label: Cost

SAS Name: G16_COST

Tag Name: G16_COST

Inherited Universe:

Universe: PSCATG16 = 1

Universe Description:

Question Text: In the last 12 MONTHS, how much was ^YR_YRCUS last expense for tax return preparation or other accounting services?

Fills: YR_YRCUS

Instructions: IF NUMHOUSE = 1 then fill "your"
ELSE fill "your household's"

Type: Integer

Length: 7

Min: 1

Max: 999999

Don't Know

Refuse

Empty

On Input

On Output

Array:

Special Instructions: Display a \$ and comma in the entry field

Skip Instructions: IF ENTRY lt 25 or gt 1000 then goto ERR1_G16COST

ELSE goto G16STORE

Instrument SAS Name: G16_COST

Destination Data Set: POP12

ERR1_G16COST

Check

BSECT20C.BLP_POPGRP12.ERR1_G16COST

Description: Out of Range Check

Inherited Universe:

Universe: (G16_COST lt 25 or G16_COST gt 1000) AND G16_COST <> DK AND G16_COST <> RF

Universe Description:

Text: THE VALUE ENTERED IS UNUSUALLY HIGH OR LOW

PLEASE VERIFY AND IF CORRECT, ENTER ITEM LEVEL NOTE

Check Instructions:

Type: Soft

Skip Instructions: Suppress: Goto G16STORE

All others, go back to G16_COST

Field

G16STORE
BSECT20C.BLP_POPGRP12.G16STORE

Description: Where Purchased

Form Pane Label: Business

SAS Name: G16STORE

Tag Name: G16STORE

Inherited Universe:

Universe: PSCATG16 = 1

Universe Description:

Question Text: What is the name of the business where ^YOU_YRCU had this expense?

✦ Enter store, website, or company name

Fills: YOU_YRCU

Instructions: IF NUMHOUSE = 1 then fill "you"
ELSE fill "your household"

Type: String

Length: 45

Don't Know

Refuse

Empty

On Input

On Output

Array:

Special Instructions: IF uppercase entry contains ".COM" then set G16PURCH = 1
and "keep" and "Show"

Skip Instructions: IF uppercase entry does not contains ".COM" and is not a DK
or RF then goto G16PURCH

ELSEIF Ask_G[06] = 1 then goto PSCATG06

ELSE goto END_POPGRP12

Instrument SAS Name: G16STORE

Destination Data Set: POP12

Field

G16PURCH
BSECT20C.BLP_POPGRP12.G16PURCH

Description: Purchased Online or in person

Form Pane Label: Online

SAS Name: G16PURCH

Tag Name: G16PURCH

Inherited Universe:

Universe: G16STORE = RESPONSE and
(Uppercase entry in G16STORE does not contain ".COM")

Universe Description: Business name is not DK, RF or .COM

Question Text: Was this paid for -

Type: Enumerated

Length: 1

Answer List: Tonline

Value:	Mnemonic:	Description:
1	Online	Online?
2	InPerson	In person?
3	MailTel	By mail or telephone order?
4	Other	Other

- Don't Know
- Refuse
- Empty

- On Input
- On Output

Array:

Special Instructions: Answer list descriptions for options 1-3 should be bold black

Skip Instructions: 1,3,4,DK,RF: IF Ask_G[06] = 1 then goto PSCATG06
ELSE goto END_POPGRP12

2: Goto G16LOC

Instrument SAS Name: G16PURCH

Destination Data Set: POP12

Field

G16LOC
BSECT20C.BLP_POPGRP12.G16LOC

Description: Purchase location - City

Form Pane Label: Location - City

SAS Name: G16LOC

Tag Name: G16LOC

Inherited Universe:

Universe: G16PURCH = 2

Universe Description: Purchased in person

Question Text: In what city is ^G16STORE_Fill located?

Fills: G16STORE_Fill

Instructions: Fill entry from G16STORE

Type: String

Length: 45

Don't Know
 Refuse
 Empty

On Input
 On Output

Array:

Skip Instructions: Goto G16LOCST

Instrument SAS Name: G16LOC

Destination Data Set: POP12

G16LOCST

Field

BSECT20C.BLP_POPGRP12.G16LOCST

Description: Purchase location - State

Form Pane Label: State

SAS Name: G16LOCST

Tag Name: G16LOCST

Inherited Universe:

Universe: G16PURCH = 2

Universe Description:

Help Screen: H_DESTCODE

Question Text: ? [F1]

In what state is ^G16STORE_Fill located?

[Enter the two character state abbreviation](#)

Fills: G16STORE_Fill

Instructions: Fill entry from G16STORE

Type: String

Length: 2

- Don't Know
- Refuse
- Empty

- On Input
- On Output

Array:

Special Instructions: Use answer type TState - STRING[2], display width 4

Skip Instructions: IF entry is not a valid state abbreviation then
goto CK_G16LOCST

ELSEIF Ask_G[06] = 1 then goto PSCATG06
ELSE goto END_POPGRP12

Instrument SAS Name: G16LOCST

Destination Data Set: POP12

CK_G16LOCST

Check

BSECT20C.BLP_POPGRP12.CK_G16LOCST

Description: Not a valid state abbreviation

Inherited Universe:

Universe: (Entry in G16LOCST is not a valid state abbreviation) AND G16LOCST <> DK AND G16LOCST <> RF

Universe Description: State abbreviation entered is not valid

Text: * [Not a valid state abbreviation](#)

Check Instructions:

Type: Hard

Skip Instructions: Go back to G16LOCST

Field

PSCATG06

BSECT20C.BLP_POPGRP12.PSCATG06

Description: Purchased any electrical personal care appliances in the last 12 months

Form Pane Label: Personal Care Appl

SAS Name: PSCATG06

Tag Name: PSCATG06

Inherited Universe:

Universe: Ask_G[06] = yes

Universe Description: Electrical personal care appliances was not selected in 6B

Question Text: ^PSCATG06Intro_Fill have ^YOU_ANYONE purchased any electrical personal care appliances such as shavers or hair dryers?

Fills: PSCATG06Intro_Fill

Instructions: If PSCATG16 = EMPTY then fill "Now, please think about the last 12 MONTHS, since the first of ^TwelveMonthsAgo"
ELSE fill "In the last 12 MONTHS,"

Fills: TwelveMonthsAgo

Instructions: IF CUR_MONTHNUM = 01 then fill "December YEAR minus 2 years"
IF CUR_MONTHNUM = 02 then fill "January YEAR minus 1 year"
IF CUR_MONTHNUM = 03 then fill "February YEAR minus 1 year"
ELSEIF CUR_MONTHNUM = 04 then fill "March YEAR minus 1 year"
ELSEIF CUR_MONTHNUM = 05 then fill "April YEAR minus 1 year"
ELSEIF CUR_MONTHNUM = 06 then fill "May YEAR minus 1 year"
ELSEIF CUR_MONTHNUM = 07 then fill "June YEAR minus 1 year"
ELSEIF CUR_MONTHNUM = 08 then fill "July YEAR minus 1 year"
ELSEIF CUR_MONTHNUM = 09 then fill "August YEAR minus 1 year"
ELSEIF CUR_MONTHNUM = 10 then fill "September YEAR minus 1 year"
ELSEIF CUR_MONTHNUM = 11 then fill "October YEAR minus 1 year"
ELSEIF CUR_MONTHNUM = 12 then fill "November YEAR minus 1 year"

Fills: YOU_ANYONE

Instructions: IF NUMHOUSE = 1 then fill "you"
ELSE fill "you or anyone in your household"

Type: Enumerated

Length: 1

Answer List: TYesNo

Value:	Mnemonic:	Description:
1	Yes	Yes
2	No	No

- Don't Know
- Refuse
- Empty

- On Input
- On Output

Array:

Skip Instructions: 1: Goto G06_COST

2,DK,RF: Goto END_POPGRP12

Instrument SAS Name: PSCATG06

Destination Data Set: POP12

Field

G06_COST
BSECT20C.BLP_POPGRP12.G06_COST

Description: Purchase price

Form Pane Label: Cost

SAS Name: G06_COST

Tag Name: G06_COST

Inherited Universe:

Universe: PSCATG06 = 1

Universe Description:

Question Text: In the last 12 MONTHS, how much did ^YOU_YRCU spend on your last purchase of electrical personal care appliances such as shavers or hair dryers?

Fills: YOU_YRCU

Instructions: IF NUMHOUSE = 1 then fill "you"
ELSE fill "your household"

Type: Integer

Length: 7

Min: 1

Max: 999999

Don't Know

Refuse

Empty

On Input

On Output

Array:

Special Instructions: Display a \$ and comma in the entry field

Skip Instructions: IF ENTRY lt 5 or gt 125 then goto ERR1_G06COST

ELSE goto G06STORE

Instrument SAS Name: G06_COST

Destination Data Set: POP12

ERR1_G06COST

Check

BSECT20C.BLP_POPGRP12.ERR1_G06COST

Description: Out of Range Check

Inherited Universe:

Universe: (G06_COST lt 5 or G06_COST gt 125) AND G06_COST <> DK AND G06_COST <>
RF

Universe Description:

Text: THE VALUE ENTERED IS UNUSUALLY HIGH OR LOW

PLEASE VERIFY AND IF CORRECT, ENTER ITEM LEVEL NOTE

Check Instructions:

Type: Soft

Skip Instructions: Suppress: Goto G06STORE

All others, go back to G06_COST

Field

G06STORE
BSECT20C.BLP_POPGRP12.G06STORE

Description: Where Purchased

Form Pane Label: Business

SAS Name: G06STORE

Tag Name: G06STORE

Inherited Universe:

Universe: PSCATG06 = 1

Universe Description:

Question Text: What is the name of the business where this was last purchased?

✦ Enter store, website, or company name

Type: String

Length: 45

Don't Know

Refuse

Empty

On Input

On Output

Array:

Special Instructions: IF uppercase entry contains ".COM" then set G06PURCH = 1
and "keep" and "Show"

Skip Instructions: IF uppercase entry does not contains ".COM" and is not a DK
or RF then goto G06PURCH

ELSE goto END_POPGRP12

Instrument SAS Name: G06STORE

Destination Data Set: POP12

G06PURCH

Field

BSECT20C.BLP_POPGRP12.G06PURCH

Description: Purchased Online or in person

Form Pane Label: Online

SAS Name: G06PURCH

Tag Name: G06PURCH

Inherited Universe:

Universe: G06STORE = RESPONSE and
(Uppercase entry in G06STORE does not contain ".COM")

Universe Description: Business name is not DK, RF or .COM

Question Text: Was this paid for -

Type: Enumerated

Length: 1

Answer List: Tonline

Value:	Mnemonic:	Description:
1	Online	Online?
2	InPerson	In person?
3	MailTel	By mail or telephone order?
4	Other	Other

- Don't Know
- Refuse
- Empty

- On Input
- On Output

Array:

Special Instructions: Answer list descriptions for options 1-3 should be bold black

Skip Instructions: 1,3,4,DK,RF: Goto END_POPGRP12

2: Goto G06LOC

Instrument SAS Name: G06PURCH

Destination Data Set: POP12

G06LOC

Field

BSECT20C.BLP_POPGRP12.G06LOC

Description: Purchase location - City

Form Pane Label: Location - City

SAS Name: G06LOC

Tag Name: G06LOC

Inherited Universe:

Universe: G06PURCH = 2

Universe Description: Purchased in person

Question Text: In what city is ^G06STORE_Fill located?

Fills: G06STORE_Fill

Instructions: Fill entry in G06STORE

Type: String

Length: 45

- Don't Know
- Refuse
- Empty

- On Input
- On Output

Array:

Skip Instructions: Goto G06LOCST

Instrument SAS Name: G06LOC

Destination Data Set: POP12

Field

G06LOCST
BSECT20C.BLP_POPGRP12.G06LOCST

Description: Purchase location - State

Form Pane Label: State

SAS Name: G06LOCST

Tag Name: G06LOCST

Inherited Universe:

Universe: G06PURCH = 2

Universe Description:

Help Screen: H_DESTCODE

Question Text: ? [F1]

In what state is ^G06STORE_Fill located?

Enter the two character state abbreviation

Fills: G06STORE_Fill

Instructions: Fill entry in G06STORE

Type: String

Length: 2

Don't Know
 Refuse
 Empty

On Input
 On Output

Array:

Special Instructions: Use answer type TState - STRING[2], display width 4

Skip Instructions: IF entry is not a valid state abbreviation then
goto CK_G06LOCST

ELSE goto END_POPGRP12

Instrument SAS Name: G06LOCST

Destination Data Set: POP12

Check

CK_G06LOCST
BSECT20C.BLP_POPGRP12.CK_G06LOCST

Description: Not a valid state abbreviation

Inherited Universe:

Universe: (Entry in G06LOCST is not a valid state abbreviation) AND G06LOCST <> DK AND G06LOCST <> RF

Universe Description: State abbreviation entered is not valid

Text: * [Not a valid state abbreviation](#)

Check Instructions:

Type: Hard

Skip Instructions: Go back to G06LOCST

END_POPGRP12

Field

BSECT20C.BLP_POPGRP12.END_POPGRP12

Description: End of Section 20C - Pop Group 12

Form Pane Label:

SAS Name:

Tag Name:

Inherited Universe:

Universe:

Universe Description:

Question Text:

Type: Classification

Length: 0

- Don't Know
- Refuse
- Empty

- On Input
- On Output

Store Instructions: Set complete flag

```
IF Ask_G[01] = no and Ask_G[02] = no and Ask_M[01] = no and  
Ask_G[15] = no and Ask_G[16] = no and Ask_G[06] = no THEN  
set S20C_Complete = 1
```

```
ELSEIF Ask_G[06] = yes THEN:
```

```
IF (PSCATG06 = 2, DK or RF) or  
(G06STORE contains .COM or is DK or RF) or  
(G06PURCH = 1, 3, 4, DK or RF) or  
(G06LOCST = RESPONSE, DK or RF) then  
set S20C_Complete = 1
```

```
ELSE set S20C_Complete = 2
```

```
ENDIF
```

```
ELSEIF Ask_G[16] = yes THEN:
```

```
IF (PSCATG16 = 2, DK or RF) or  
(G16STORE contains .COM or is DK or RF) or  
(G16PURCH = 1, 3, 4, DK or RF) or  
(G16LOCST = RESPONSE, DK or RF) then
```

```
        Set S20C_Complete = 1
    ELSE set S20C_Compete = 2
    ENDIF

ELSEIF Ask_G[15] = yes THEN:
    IF (PSCATG15 = 2, DK or RF) or
        (G15STORE contains .COM or is DK or RF) or
        (G15PURCH = 1, 3, 4, DK or RF) or
        (G15LOCST = RESPONSE, DK or RF) then
        Set S20C_Complete = 1
    ELSE set S20C_Compete = 2
    ENDIF

ELSEIF Ask_M[01] = yes THEN:
    IF (PSCATM01 = 2, DK or RF) or
        (M01STORE contains .COM or is DK or RF) or
        (M01PURCH = 1, 3, 4, DK or RF) or
        (M01LOCST = RESPONSE, DK or RF) then
        Set S20C_Complete = 1
    ELSE set S20C_Compete = 2
    ENDIF

ELSEIF Ask_G[02] = yes THEN:
    IF (PSCATG02 = 2, DK or RF) or
        (G02STORE contains .COM or is DK or RF) or
        (G02PURCH = 1, 3, 4, DK or RF) or
        (G02LOCST = RESPONSE, DK or RF) then
        Set S20C_Complete = 1
    ELSE set S20C_Compete = 2
    ENDIF

ELSEIF Ask_G[01] = yes THEN:
    IF (PSCATG01 = 2, DK or RF) or
        (G01STORE contains .COM or is DK or RF) or
        (G01PURCH = 1, 3, 4, DK or RF) or
        (G01LOCST = RESPONSE, DK or RF) then
        Set S20C_Complete = 1
    ELSE set S20C_Compete = 2
    ENDIF

ELSE
    set S20C_Compete = 2
ENDIF
```

Array:

Skip Instructions: Exit section 20C and goto the next appropriate section

POP13_AskFlags

Field

BSECT20C.POP13_AskFlags

Description: Set PopGrp 13 "Ask" flags

Form Pane Label:

SAS Name:

Tag Name:

Inherited Universe:

Universe:

Universe Description:

Question Text:

Type: Classification

Length: 0

- Don't Know
- Refuse
- Empty

- On Input
- On Output

Store Instructions: Set question eligibility flags

```
IF RT10.POPGRP = 13 and SECTCOMP[6] = 1 and  
SECTCOMP[16] = 1 and SECTCOMP[19] = 1 THEN:
```

```
IF BSection16.LP16_Flag[16] = no THEN  
  set Ask_R[32] = yes  
ENDIF
```

```
IF BSection16.LP16_Flag[14] = no THEN  
  set Ask_R[29] = yes  
ENDIF
```

```
IF BSection16.LP16_Flag[15] = no THEN  
  set Ask_R[30] = yes  
ENDIF
```

```
IF BSEC6PT.LP6B_Flag[5] = no and  
BSect19.LP19A_Flag[16] = no THEN
```



```
    set Ask_R[23] = yes  
ENDIF
```

```
IF BSection16.LP16_Flag[1] = no and  
  BSection16.LP16_Flag[2] = no and  
  BSection16.LP16_Flag[3] = no and  
  BSection16.LP16_Flag[5] = no and  
  BSection16.LP16_Flag[6] = no and  
  BSection16.LP16_Flag[8] = no THEN  
  set Ask_R[25] = yes  
ENDIF
```

```
ENDIF
```

Array:

BLP_POPGRP13
BSECT20C.BLP_POPGRP13

Block

Description:

Tab Name:
Fly Over Name:
Universe Type: If

Inherited Universe:

Universe: RT10.POPGRP = 13 AND SECTCOMP[6] = 1 AND SECTCOMP[16] = 1
AND SECTCOMP[19] = 1

Universe Description: Pop group on the SCIF is 13 and sections 6, 16 and 19 have been completed

Array:

Block Instructions:

Field

PGRP13_INTRO
BSECT20C.BLP_POPGRP13.PGRP13_INTRO

Description: Introduction

Form Pane Label: Intro

SAS Name:

Tag Name: PGRP13_INTRO

Inherited Universe:

Universe: Ask_R[32] = yes or Ask_R[29] = yes or Ask_R[30] = yes or Ask_R[23] = yes or Ask_R[25] = yes

Universe Description:

Question Text: The next few questions are about expenses made by ^YOU_ANYONE during the last 12 months, that is, as far back as ^TwelveMonthsAgo. We have used the responses that you've already given us to shorten this part of the interview, so I'll only be asking you about expenses that you told me that you did not have in the last three months.

Fills: YOU_ANYONE

Instructions: IF NUMHOUSE = 1 then fill "you"
ELSE fill "you or anyone in your household"

Fills: TwelveMonthsAgo

Instructions: IF CUR_MONTHNUM = 01 then fill "December YEAR minus 2 years"
IF CUR_MONTHNUM = 02 then fill "January YEAR minus 1 year"
IF CUR_MONTHNUM = 03 then fill "February YEAR minus 1 year"
ELSEIF CUR_MONTHNUM = 04 then fill "March YEAR minus 1 year"
ELSEIF CUR_MONTHNUM = 05 then fill "April YEAR minus 1 year"
ELSEIF CUR_MONTHNUM = 06 then fill "May YEAR minus 1 year"
ELSEIF CUR_MONTHNUM = 07 then fill "June YEAR minus 1 year"
ELSEIF CUR_MONTHNUM = 08 then fill "July YEAR minus 1 year"
ELSEIF CUR_MONTHNUM = 09 then fill "August YEAR minus 1 year"
ELSEIF CUR_MONTHNUM = 10 then fill "September YEAR minus 1 year"
ELSEIF CUR_MONTHNUM = 11 then fill "October YEAR minus 1 year"
ELSEIF CUR_MONTHNUM = 12 then fill "November YEAR minus 1 year"

Type: Enumerated

Length: 1

Answer List: TContinue

Value:	Mnemonic:	Description:
1	Continue	Enter 1 to Continue

- Don't Know
- Refuse
- Empty

- On Input
- On Output

Array:

Skip Instructions: IF Ask_R[32] = 1 then goto PSCATR32
ELSEIF Ask_R[29] = 1 then goto PSCATR29
ELSEIF Ask_R[30] = 1 then goto PSCATR30
ELSEIF Ask_R[23] = 1 then goto PSCATR23
ELSEIF Ask_R[25] = 1 then goto PSCATR25
ELSE goto END_POPGRP13

Instrument SAS Name: PGRP13_INTRO

Field

PSCATR32

BSECT20C.BLP_POPGRP13.PSCATR32

Description: Purchased any books, audio books, or ebooks in the last 6 months

Form Pane Label: Books

SAS Name: PSCATR32

Tag Name: PSCATR32

Inherited Universe:

Universe: Ask_R[32] = yes

Universe Description: Books, digital books, or book subscriptions was not selected in 17

Question Text: Now, please think about the last six months, since the first of ^SixMonthsAgo have ^YOU_ANYONE purchased any books, audio books, or ebooks?

Fills: SixMonthsAgo

Instructions: IF CUR_MONTHNUM = 01 then fill "July YEAR minus 1 year"
ELSEIF CUR_MONTHNUM = 02 then fill "August YEAR minus 1 year"
ELSEIF CUR_MONTHNUM = 03 then fill "September YEAR minus 1 year"
ELSEIF CUR_MONTHNUM = 04 then fill "October YEAR minus 1 year"
ELSEIF CUR_MONTHNUM = 05 then fill "November YEAR minus 1 year"
ELSEIF CUR_MONTHNUM = 06 then fill "December YEAR minus 1 year"
ELSEIF CUR_MONTHNUM = 07 then fill "January YEAR"
ELSEIF CUR_MONTHNUM = 08 then fill "February YEAR"
ELSEIF CUR_MONTHNUM = 09 then fill "March YEAR"
ELSEIF CUR_MONTHNUM = 10 then fill "April YEAR"
ELSEIF CUR_MONTHNUM = 11 then fill "May YEAR"
ELSEIF CUR_MONTHNUM = 12 then fill "June YEAR"

Fills: YOU_ANYONE

Instructions: IF NUMHOUSE = 1 then fill "you"
ELSE fill "you or anyone in your household"

Type: Enumerated

Length: 1

Answer List: TYesNo

Value:	Mnemonic:	Description:
1	Yes	Yes
2	No	No

Don't Know
 Refuse
 Empty

On Input
 On Output

Array:

Skip Instructions: 1: Goto R32_COST

```
2,DK,RF: IF Ask_R[29] = 1 then goto PSCATR29  
        ELSEIF Ask_R[30] = 1 then goto PSCATR30  
        ELSEIF Ask_R[23] = 1 then goto PSCATR23  
        ELSEIF Ask_R[25] = 1 then goto PSCATR25  
        ELSE goto END_POPGRP13
```

Instrument SAS Name: PSCATR32

Destination Data Set: POP13

Field

R32_COST
BSECT20C.BLP_POPGRP13.R32_COST

Description: Purchase price

Form Pane Label: Cost

SAS Name: R32_COST

Tag Name: R32_COST

Inherited Universe:

Universe: PSCATR32 = 1

Universe Description: HH did purchase books, audio books, or ebooks in the last 6 months

Question Text: In the last **SIX MONTHS**, how much did ^YOU_YRCU spend on your last purchase of books, audio books, or ebooks?

Fills: YOU_YRCU

Instructions: IF NUMHOUSE = 1 then fill "you"
ELSE fill "your household"

Type: Integer

Length: 7

Min: 1

Max: 999999

Don't Know

Refuse

Empty

On Input

On Output

Array:

Special Instructions: Display a \$ and comma in the entry field

Skip Instructions: IF ENTRY lt 5 or gt 300 then goto ERR1_R32COST

ELSE goto R32STORE

Instrument SAS Name: R32_COST

Destination Data Set: POP13

ERR1_R32COST

Check

BSECT20C.BLP_POPGRP13.ERR1_R32COST

Description: Out of Range Check

Inherited Universe:

Universe: (R32_COST lt 5 or R32_COST gt 300) AND R32_COST <> DK AND R32_COST <>
RF

Universe Description:

Text: THE VALUE ENTERED IS UNUSUALLY HIGH OR LOW

PLEASE VERIFY AND IF CORRECT, ENTER ITEM LEVEL NOTE

Check Instructions:

Type: Soft

Skip Instructions: Suppress: Goto R32STORE

All others, go back to R32_COST

Field

R32STORE
BSECT20C.BLP_POPGRP13.R32STORE

Description: Where Purchased

Form Pane Label: Business

SAS Name: R32STORE

Tag Name: R32STORE

Inherited Universe:

Universe: PSCATR32 = 1

Universe Description: HH did purchase books, audio books, or ebooks in the last 6 months

Question Text: What is the name of the business where this was last purchased?

✦ Enter store, website, or company name

Type: String

Length: 45

Don't Know

Refuse

Empty

On Input

On Output

Array:

Special Instructions: IF uppercase entry contains ".COM" then set R32PURCH = 1
and "keep" and "Show"

Skip Instructions: IF uppercase entry does not contains ".COM" and is not a DK
or RF then goto R32PURCH

ELSEIF Ask_R[29] = 1 then goto PSCATR29

ELSEIF Ask_R[30] = 1 then goto PSCATR30

ELSEIF Ask_R[23] = 1 then goto PSCATR23

ELSEIF Ask_R[25] = 1 then goto PSCATR25

ELSE goto END_POPGRP13

Instrument SAS Name: R32STORE

Destination Data Set: POP13

R32PURCH

Field

BSECT20C.BLP_POPGRP13.R32PURCH

Description: Paid for Online or in person

Form Pane Label: Online

SAS Name: R32PURCH

Tag Name: R32PURCH

Inherited Universe:

Universe: R32STORE = RESPONSE and
(Uppercase entry in R32STORE does not contain ".COM")

Universe Description: Business name is not DK, RF or .COM

Question Text: Was this paid for -

Type: Enumerated

Length: 1

Answer List: Tonline

Value:	Mnemonic:	Description:
1	Online	Online?
2	InPerson	In person?
3	MailTel	By mail or telephone order?
4	Other	Other

- Don't Know
- Refuse
- Empty

- On Input
- On Output

Array:

Special Instructions: Answer list descriptions for options 1-3 should be bold black

Skip Instructions: 1,3,4,DK,RF: IF Ask_R[29] = 1 then goto PSCATR29
ELSEIF Ask_R[30] = 1 then goto PSCATR30
ELSEIF Ask_R[23] = 1 then goto PSCATR23
ELSEIF Ask_R[25] = 1 then goto PSCATR25
ELSE goto END_POPGRP13

2: Goto R32LOC

Instrument SAS Name: R32PURCH

Destination Data Set: POP13

R32LOC

Field

BSECT20C.BLP_POPGRP13.R32LOC

Description: Purchase location - City

Form Pane Label: Location - City

SAS Name: R32LOC

Tag Name: R32LOC

Inherited Universe:

Universe: R32PURCH = 2

Universe Description: Paid for in person

Question Text: In what city is ^R32STORE_Fill located?

Fills: R32STORE_Fill

Instructions: Fill entry in R32STORE

Type: String

Length: 45

- Don't Know
- Refuse
- Empty

- On Input
- On Output

Array:

Skip Instructions: Goto R32LOCST

Instrument SAS Name: R32LOC

Destination Data Set: POP13

Field

R32LOCST
BSECT20C.BLP_POPGRP13.R32LOCST

Description: Purchase location - State

Form Pane Label: State

SAS Name: R32LOCST

Tag Name: R32LOCST

Inherited Universe:

Universe: R32PURCH = 2

Universe Description: Paid for in person

Help Screen: H_DESTCODE

Question Text: ? [F1]

In what state is ^R32STORE_Fill located?

Enter the two character state abbreviation

Fills: R32STORE_Fill

Instructions: Fill entry in R32STORE

Type: String

Length: 2

- Don't Know
- Refuse
- Empty

- On Input
- On Output

Array:

Special Instructions: Use answer type TState - STRING[2], display width 4

Skip Instructions: IF entry is not a valid state abbreviation then
goto CK_R32LOCST

ELSEIF Ask_R[29] = 1 then goto PSCATR29
ELSEIF Ask_R[30] = 1 then goto PSCATR30
ELSEIF Ask_R[23] = 1 then goto PSCATR23

```
ELSEIF Ask_R[25] = 1 then goto PSCATR25  
ELSE goto END_POPGRP13
```

Instrument SAS Name: R32LOCST

Destination Data Set: POP13

Check

CK_R32LOCST
BSECT20C.BLP_POPGRP13.CK_R32LOCST

Description: Not a valid state abbreviation

Inherited Universe:

Universe: (Entry in R32LOCST is not a valid state abbreviation) AND R32LOCST <> DK AND R32LOCST <> RF

Universe Description: State abbreviation entered is not valid

Text: * [Not a valid state abbreviation](#)

Check Instructions:

Type: Hard

Skip Instructions: Go back to R32LOCST

PSCATR29

Field

BSECT20C.BLP_POPGRP13.PSCATR29

Description: Purchased any single copies of newspapers or magazines in the last 6 months

Form Pane Label: Single Newspaper

SAS Name: PSCATR29

Tag Name: PSCATR29

Inherited Universe:

Universe: Ask_R[29] = yes

Universe Description: Single copies of newspapers, magazines, or periodicals was not selected in 17

Question Text: ^PSCATR29Intro_Fill have ^YOU_ANYONE purchased any single copy newspapers or magazines?

Fills: PSCATR29Intro_Fill

Instructions: If PSCATR32 = EMPTY then fill "Now, please think about the last six months, since the first of ^SixMonthsAgo"
ELSE fill "In the last SIX MONTHS,"

Fills: SixMonthsAgo

Instructions: IF CUR_MONTHNUM = 01 then fill "July YEAR minus 1 year"
ELSEIF CUR_MONTHNUM = 02 then fill "August YEAR minus 1 year"
ELSEIF CUR_MONTHNUM = 03 then fill "September YEAR minus 1 year"
ELSEIF CUR_MONTHNUM = 04 then fill "October YEAR minus 1 year"
ELSEIF CUR_MONTHNUM = 05 then fill "November YEAR minus 1 year"
ELSEIF CUR_MONTHNUM = 06 then fill "December YEAR minus 1 year"
ELSEIF CUR_MONTHNUM = 07 then fill "January YEAR"
ELSEIF CUR_MONTHNUM = 08 then fill "February YEAR"
ELSEIF CUR_MONTHNUM = 09 then fill "March YEAR"
ELSEIF CUR_MONTHNUM = 10 then fill "April YEAR"
ELSEIF CUR_MONTHNUM = 11 then fill "May YEAR"
ELSEIF CUR_MONTHNUM = 12 then fill "June YEAR"

Fills: YOU_ANYONE

Instructions: IF NUMHOUSE = 1 then fill "you"
ELSE fill "you or anyone in your household"

Type: Enumerated

Length: 1

Answer List: TYesNo

Value:	Mnemonic:	Description:
1	Yes	Yes
2	No	No

- Don't Know
- Refuse
- Empty

- On Input
- On Output

Array:

Skip Instructions: 1: Goto R29_COST

```
2,DK,RF: IF Ask_R[30] = 1 then goto PSCATR30
          ELSEIF Ask_R[23] = 1 then goto PSCATR23
          ELSEIF Ask_R[25] = 1 then goto PSCATR25
          ELSE goto END_POPGRP13
```

Instrument SAS Name: PSCATR29

Destination Data Set: POP13

R29_COST

Field

BSECT20C.BLP_POPGRP13.R29_COST

Description: Purchase price

Form Pane Label: Cost

SAS Name: R29_COST

Tag Name: R29_COST

Inherited Universe:

Universe: PSCATR29 = 1

Universe Description: HH did purchase single copy newspapers or magazines in the last 6 months

Question Text: In the last **SIX MONTHS**, how much did ^YOU_YRCU spend on your last purchase of single copy newspapers or magazines?

Fills: YOU_YRCU

Instructions: IF NUMHOUSE = 1 then fill "you"
ELSE fill "your household"

Type: Integer

Length: 7

Min: 1

Max: 999999

Don't Know

Refuse

Empty

On Input

On Output

Array:

Special Instructions: Display a \$ and comma in the entry field

Skip Instructions: IF ENTRY lt 5 or gt 250 then goto ERR1_R29COST

ELSE goto R29STORE

Instrument SAS Name: R29_COST

Destination Data Set: POP13

Check

ERR1_R29COST
BSECT20C.BLP_POPGRP13.ERR1_R29COST

Description: Out of Range Check

Inherited Universe:

Universe: (R29_COST lt 5 or R29_COST gt 250) AND R29_COST <> DK AND R29_COST <>
RF

Universe Description:

Text: THE VALUE ENTERED IS UNUSUALLY HIGH OR LOW

PLEASE VERIFY AND IF CORRECT, ENTER ITEM LEVEL NOTE

Check Instructions:

Type: Soft

Skip Instructions: Suppress: Goto R29STORE

All others, go back to R29_COST

R29STORE

Field

BSECT20C.BLP_POPGRP13.R29STORE

Description: Where Purchased

Form Pane Label: Business

SAS Name: R29STORE

Tag Name: R29STORE

Inherited Universe:

Universe: PSCATR29 = 1

Universe Description: HH did purchase single copy newspapers or magazines in the last 6 months

Question Text: What is the name of the business where this was last purchased?

✦ Enter store, website, or company name

Type: String

Length: 45

Don't Know

Refuse

Empty

On Input

On Output

Array:

Special Instructions: IF uppercase entry contains ".COM" then set R29PURCH = 1
and "keep" and "Show"

Skip Instructions: IF uppercase entry does not contains ".COM" and is not a DK
or RF then goto R29PURCH

ELSEIF Ask_R[30] = 1 then goto PSCATR30

ELSEIF Ask_R[23] = 1 then goto PSCATR23

ELSEIF Ask_R[25] = 1 then goto PSCATR25

ELSE goto END_POPGRP13

Instrument SAS Name: R29STORE

Destination Data Set: POP13

Field

R29PURCH
BSECT20C.BLP_POPGRP13.R29PURCH

Description: Paid for Online or in person

Form Pane Label: Online

SAS Name: R29PURCH

Tag Name: R29PURCH

Inherited Universe:

Universe: R29STORE = RESPONSE and
(Uppercase entry in R29STORE does not contain ".COM")

Universe Description: Business name is not DK, RF or .COM

Question Text: Was this paid for -

Type: Enumerated

Length: 1

Answer List: Tonline

Value:	Mnemonic:	Description:
1	Online	Online?
2	InPerson	In person?
3	MailTel	By mail or telephone order?
4	Other	Other

- Don't Know
- Refuse
- Empty

- On Input
- On Output

Array:

Special Instructions: Answer list descriptions for options 1-3 should be bold black

Skip Instructions: 1,3,4,DK,RF: IF Ask_R[30] = 1 then goto PSCATR30
ELSEIF Ask_R[23] = 1 then goto PSCATR23
ELSEIF Ask_R[25] = 1 then goto PSCATR25
ELSE goto END_POPGRP13

2: Goto R29LOC

Instrument SAS Name: R29PURCH

Destination Data Set: POP13

Field

R29LOC
BSECT20C.BLP_POPGRP13.R29LOC

Description: Purchase location - City

Form Pane Label: Location - City

SAS Name: R29LOC

Tag Name: R29LOC

Inherited Universe:

Universe: R29PURCH = 2

Universe Description: Purchased in person

Question Text: In what city is ^R29STORE_Fill located?

Fills: R29STORE_Fill

Instructions: Fill entry in R29STORE

Type: String

Length: 45

- Don't Know
- Refuse
- Empty

- On Input
- On Output

Array:

Skip Instructions: Goto R29LOCST

Instrument SAS Name: R29LOC

Destination Data Set: POP13

R29LOCST

Field

BSECT20C.BLP_POPGRP13.R29LOCST

Description: Purchase location - State

Form Pane Label: State

SAS Name: R29LOCST

Tag Name: R29LOCST

Inherited Universe:

Universe: R29PURCH = 2

Universe Description:

Help Screen: H_DESTCODE

Question Text: ? [F1]

In what state is ^R29STORE_Fill located?

[Enter the two character state abbreviation](#)

Fills: R29STORE_Fill

Instructions: Fill entry in R29STORE

Type: String

Length: 2

- Don't Know
- Refuse
- Empty

- On Input
- On Output

Array:

Special Instructions: Use answer type TState - STRING[2], display width 4

Skip Instructions: IF entry is not a valid state abbreviation then
goto CK_R29LOCST

ELSEIF Ask_R[30] = 1 then goto PSCATR30

ELSEIF Ask_R[23] = 1 then goto PSCATR23

ELSEIF Ask_R[25] = 1 then goto PSCATR25

ELSE goto END_POPGRP13

Instrument SAS Name: R29LOCST

Destination Data Set: POP13

CK_R29LOCST

Check

BSECT20C.BLP_POPGRP13.CK_R29LOCST

Description: Not a valid state abbreviation

Inherited Universe:

Universe: (Entry in R29LOCST is not a valid state abbreviation) AND R29LOCST <> DK AND R29LOCST <> RF

Universe Description: State abbreviation entered is not valid

Text: * [Not a valid state abbreviation](#)

Check Instructions:

Type: Hard

Skip Instructions: Go back to R29LOCST

Field

PSCATR30
BSECT20C.BLP_POPGRP13.PSCATR30

Description: Purchased any newspaper or magazine subscriptions in the last 12 months

Form Pane Label: Newspaper Subs.

SAS Name: PSCATR30

Tag Name: PSCATR30

Inherited Universe:

Universe: Ask_R[30] = yes

Universe Description: Subscriptions to newspapers, magazines, or periodicals was not selected in 17

Question Text: Now, please think about the last 12 months, since the first of
^TwelveMonthsAgo have ^YOU_ANYONE purchased any newspaper or
magazine subscriptions?

Fills: TwelveMonthsAgo

Instructions: IF CUR_MONTHNUM = 01 then fill "December YEAR minus 2 years"
IF CUR_MONTHNUM = 02 then fill "January YEAR minus 1 year"
IF CUR_MONTHNUM = 03 then fill "February YEAR minus 1 year"
ELSEIF CUR_MONTHNUM = 04 then fill "March YEAR minus 1 year"
ELSEIF CUR_MONTHNUM = 05 then fill "April YEAR minus 1 year"
ELSEIF CUR_MONTHNUM = 06 then fill "May YEAR minus 1 year"
ELSEIF CUR_MONTHNUM = 07 then fill "June YEAR minus 1 year"
ELSEIF CUR_MONTHNUM = 08 then fill "July YEAR minus 1 year"
ELSEIF CUR_MONTHNUM = 09 then fill "August YEAR minus 1 year"
ELSEIF CUR_MONTHNUM = 10 then fill "September YEAR minus 1 year"
ELSEIF CUR_MONTHNUM = 11 then fill "October YEAR minus 1 year"
ELSEIF CUR_MONTHNUM = 12 then fill "November YEAR minus 1 year"

Fills: YOU_ANYONE

Instructions: IF NUMHOUSE = 1 then fill "you"
ELSE fill "you or anyone in your household"

Type: Enumerated

Length: 1

Answer List: TYesNo

Value:	Mnemonic:	Description:
1	Yes	Yes
2	No	No

Don't Know
 Refuse
 Empty

On Input
 On Output

Array:

Skip Instructions: 1: Goto R30_COST

2,DK,RF: IF Ask_R[23] = 1 then goto PSCATR23
ELSEIF Ask_R[25] = 1 then goto PSCATR25
ELSE goto END_POPGRP13

Instrument SAS Name: PSCATR30

Destination Data Set: POP13

Field

R30_COST
BSECT20C.BLP_POPGRP13.R30_COST

Description: Purchase price

Form Pane Label: Cost

SAS Name: R30_COST

Tag Name: R30_COST

Inherited Universe:

Universe: PSCATR30 = 1

Universe Description: HH did purchase newspaper or magazine subscriptions in the last 12 months

Question Text: In the last 12 MONTHS, how much did ^YOU_YRCU spend on your last purchase of newspaper or magazine subscriptions?

Fills: YOU_YRCU

Instructions: IF NUMHOUSE = 1 then fill "you"
ELSE fill "your household"

Type: Integer

Length: 7

Min: 1

Max: 999999

Don't Know

Refuse

Empty

On Input

On Output

Array:

Special Instructions: Display a \$ and comma in the entry field

Skip Instructions: IF ENTRY lt 7 or gt 145 then goto ERR1_R30COST

ELSE goto R30STORE

Instrument SAS Name: R30_COST

Destination Data Set: POP13

ERR1_R30COST

Check

BSECT20C.BLP_POPGRP13.ERR1_R30COST

Description: Out of Range Check

Inherited Universe:

Universe: (R30_COST lt 7 or R30_COST gt 145) AND R30_COST <> DK AND R30_COST <>
RF

Universe Description:

Text: THE VALUE ENTERED IS UNUSUALLY HIGH OR LOW

PLEASE VERIFY AND IF CORRECT, ENTER ITEM LEVEL NOTE

Check Instructions: Suppress: Goto R30STORE

All others, go back to R30_COST

Type: Soft

Field

R30STORE
BSECT20C.BLP_POPGRP13.R30STORE

Description: Where Purchased

Form Pane Label: Business

SAS Name: R30STORE

Tag Name: R30STORE

Inherited Universe:

Universe: PSCATR30 = 1

Universe Description: HH did purchase newspaper or magazine subscriptions in the last 12 months

Question Text: What is the name of the business where this was last purchased?

✦ Enter store, website, or company name

Type: String

Length: 45

Don't Know
 Refuse
 Empty

On Input
 On Output

Array:

Special Instructions: IF uppercase entry contains ".COM" then set R30PURCH = 1
and "keep" and "Show"

Skip Instructions: IF uppercase entry does not contains ".COM" and is not a DK
or RF then goto R30PURCH

ELSEIF Ask_R[23] = 1 then goto PSCATR23
ELSEIF Ask_R[25] = 1 then goto PSCATR25
ELSE goto END_POPGRP13

Instrument SAS Name: R30STORE

Destination Data Set: POP13

R30PURCH

Field

BSECT20C.BLP_POPGRP13.R30PURCH

Description: Paid for Online or in person

Form Pane Label: Online

SAS Name: R30PURCH

Tag Name: R30PURCH

Inherited Universe:

Universe: R30STORE = RESPONSE and
(Uppercase entry in R30STORE does not contain ".COM")

Universe Description: Business name is not DK, RF or .COM

Question Text: Was this paid for -

Type: Enumerated

Length: 1

Answer List: Tonline

Value:	Mnemonic:	Description:
1	Online	Online?
2	InPerson	In person?
3	MailTel	By mail or telephone order?
4	Other	Other

- Don't Know
- Refuse
- Empty

- On Input
- On Output

Array:

Special Instructions: Answer list descriptions for options 1-3 should be bold black

Skip Instructions: 1,3,4,DK,RF: IF Ask_R[23] = 1 then goto PSCATR23
ELSEIF Ask_R[25] = 1 then goto PSCATR25
ELSE goto END_POPGRP13

2: Goto R30LOC

Instrument SAS Name: R30PURCH

Destination Data Set: POP13

R30LOC

Field

BSECT20C.BLP_POPGRP13.R30LOC

Description: Purchase location - City

Form Pane Label: Location - City

SAS Name: R30LOC

Tag Name: R30LOC

Inherited Universe:

Universe: R30PURCH = 2

Universe Description: Paid for in person

Question Text: In what city is ^R30STORE_Fill located?

Fills: R30STORE_Fill

Instructions: Fill entry from R30STORE

Type: String

Length: 45

- Don't Know
- Refuse
- Empty

- On Input
- On Output

Array:

Skip Instructions: Goto R30LOCST

Instrument SAS Name: R30LOC

Destination Data Set: POP13

Field

R30LOCST
BSECT20C.BLP_POPGRP13.R30LOCST

Description: Purchase location - State

Form Pane Label: State

SAS Name: R30LOCST

Tag Name: R30LOCST

Inherited Universe:

Universe: R30PURCH = 2

Universe Description: Paid for in person

Help Screen: H_DESTCODE

Question Text: ? [F1]

In what state is ^R30STORE_Fill located?

Enter the two character state abbreviation

Fills: R30STORE_Fill

Instructions: Fill entry from R30STORE

Type: String

Length: 2

Don't Know
 Refuse
 Empty

On Input
 On Output

Array:

Special Instructions: Use answer type TState - STRING[2], display width 4

Skip Instructions: IF entry is not a valid state abbreviation then
goto CK_R30LOCST

ELSEIF Ask_R[23] = 1 then goto PSCATR23
ELSEIF Ask_R[25] = 1 then goto PSCATR25
ELSE goto END_POPGRP13

Instrument SAS Name: R30LOCST

Destination Data Set: POP13

Check

CK_R30LOCST
BSECT20C.BLP_POPGRP13.CK_R30LOCST

Description: Not a valid state abbreviation

Inherited Universe:

Universe: (Entry in R30LOCST is not a valid state abbreviation) AND R30LOCST <> DK AND R30LOCST <> RF

Universe Description: State abbreviation entered is not valid

Text: * [Not a valid state abbreviation](#)

Check Instructions:

Type: Hard

Skip Instructions: Go back to R30LOCST

PSCATR23

Field

BSECT20C.BLP_POPGRP13.PSCATR23

Description: Purchased any sewing machines, fabrics or sewing supplies in the last 12 months

Form Pane Label: Sewing

SAS Name: PSCATR23

Tag Name: PSCATR23

Inherited Universe:

Universe: Ask_R[23] = yes

Universe Description: Sewing machines or sewing, knitting, or quilting materials and items were not selected in 6B or 19A

Question Text: ^PSCATR23Intro_Fill have ^YOU_ANYONE purchased any sewing machines, fabric, or sewing supplies?

Fills: PSCATR23Intro_Fill

Instructions: If PSCATR30 = EMPTY then fill "Now, please think about the last 12 months, since the first of ^TwelveMonthsAgo"
ELSE fill "In the last 12 MONTHS,"

Fills: TwelveMonthsAgo

Instructions: IF CUR_MONTHNUM = 01 then fill "December YEAR minus 2 years"
IF CUR_MONTHNUM = 02 then fill "January YEAR minus 1 year"
IF CUR_MONTHNUM = 03 then fill "February YEAR minus 1 year"
ELSEIF CUR_MONTHNUM = 04 then fill "March YEAR minus 1 year"
ELSEIF CUR_MONTHNUM = 05 then fill "April YEAR minus 1 year"
ELSEIF CUR_MONTHNUM = 06 then fill "May YEAR minus 1 year"
ELSEIF CUR_MONTHNUM = 07 then fill "June YEAR minus 1 year"
ELSEIF CUR_MONTHNUM = 08 then fill "July YEAR minus 1 year"
ELSEIF CUR_MONTHNUM = 09 then fill "August YEAR minus 1 year"
ELSEIF CUR_MONTHNUM = 10 then fill "September YEAR minus 1 year"
ELSEIF CUR_MONTHNUM = 11 then fill "October YEAR minus 1 year"
ELSEIF CUR_MONTHNUM = 12 then fill "November YEAR minus 1 year"

Fills: YOU_ANYONE

Instructions: IF NUMHOUSE = 1 then fill "you"
ELSE fill "you or anyone in your household"

Type: Enumerated

Length: 1

Answer List: TYesNo

Value:	Mnemonic:	Description:
1	Yes	Yes
2	No	No

- Don't Know
- Refuse
- Empty

- On Input
- On Output

Array:

Skip Instructions: 1: Goto R23_COST

2,DK,RF: IF Ask_R[25] = 1 then goto PSCATR25
ELSE goto END_POPGRP13

Instrument SAS Name: PSCATR23

Destination Data Set: POP13

R23_COST

Field

BSECT20C.BLP_POPGRP13.R23_COST

Description: Purchase price

Form Pane Label: Cost

SAS Name: R23_COST

Tag Name: R23_COST

Inherited Universe:

Universe: PSCATR23 = 1

Universe Description: HH did purchase sewing machines, fabric, or sewing supplies in the last 12 months

Question Text: In the last 12 MONTHS, how much did ^YOU_YRCU spend on your last purchase of sewing machines, fabric, or sewing supplies?

Fills: YOU_YRCU

Instructions: IF NUMHOUSE = 1 then fill "you"
ELSE fill "your household"

Type: Integer

Length: 7

Min: 1

Max: 999999

Don't Know

Refuse

Empty

On Input

On Output

Array:

Special Instructions: Display a \$ and comma in the entry field

Skip Instructions: IF ENTRY lt 8 or gt 400 then goto ERR1_R23COST

ELSE goto R23STORE

Instrument SAS Name: R23_COST

Destination Data Set: POP13

Check

ERR1_R23COST
BSECT20C.BLP_POPGRP13.ERR1_R23COST

Description: Out of Range Check

Inherited Universe:

Universe: (R23_COST lt 8 or R23_COST gt 400) AND R23_COST <> DK AND R23_COST <> RF

Universe Description:

Text: THE VALUE ENTERED IS UNUSUALLY HIGH OR LOW

PLEASE VERIFY AND IF CORRECT, ENTER ITEM LEVEL NOTE

Check Instructions:

Type: Soft

Skip Instructions: Suppress: Goto R23STORE

All others, go back to R23_COST

R23STORE

Field

BSECT20C.BLP_POPGRP13.R23STORE

Description: Where Purchased

Form Pane Label: Business

SAS Name: R23STORE

Tag Name: R23STORE

Inherited Universe:

Universe: PSCATR23 = 1

Universe Description: HH did purchase sewing machines, fabric, or sewing supplies in the last 12 months

Question Text: What is the name of the business where this was last purchased?

✦ Enter store, website, or company name

Type: String

Length: 45

Don't Know

Refuse

Empty

On Input

On Output

Array:

Special Instructions: IF uppercase entry contains ".COM" then set R23PURCH = 1
and "keep" and "Show"

Skip Instructions: IF uppercase entry does not contains ".COM" and is not a DK
or RF then goto R23PURCH

ELSEIF Ask_R[25] = 1 then goto PSCATR25

ELSE goto END_POPGRP13

Instrument SAS Name: R23STORE

Destination Data Set: POP13

Field

R23PURCH
BSECT20C.BLP_POPGRP13.R23PURCH

Description: Paid for Online or in person?

Form Pane Label: Online

SAS Name: R23PURCH

Tag Name: R23PURCH

Inherited Universe:

Universe: R23STORE = RESPONSE and
(Uppercase entry in R23STORE does not contain ".COM")

Universe Description: Business name is not DK, RF or .COM

Question Text: Was this paid for -

Type: Enumerated

Length: 1

Answer List: Tonline

Value:	Mnemonic:	Description:
1	Online	Online?
2	InPerson	In person?
3	MailTel	By mail or telephone order?
4	Other	Other

- Don't Know
- Refuse
- Empty

- On Input
- On Output

Array:

Special Instructions: Answer list descriptions for options 1-3 should be bold black

Skip Instructions: 1,3,4,DK,RF: IF Ask_R[25] = 1 then goto PSCATR25
ELSE goto END_POPGRP13

2: Goto R23LOC

Instrument SAS Name: R23PURCH

Destination Data Set: POP13

Field

R23LOC
BSECT20C.BLP_POPGRP13.R23LOC

Description: Purchase location - City

Form Pane Label: Location - City

SAS Name: R23LOC

Tag Name: R23LOC

Inherited Universe:

Universe: R23PURCH = 2

Universe Description: Paid for in person

Question Text: In what city is ^R23STORE_Fill located?

Fills: R23STORE_Fill

Instructions: Fill entry from R23STORE

Type: String

Length: 45

Don't Know
 Refuse
 Empty

On Input
 On Output

Array:

Skip Instructions: Goto R23LOCST

Instrument SAS Name: R23LOC

Destination Data Set: POP13

R23LOCST

Field

BSECT20C.BLP_POPGRP13.R23LOCST

Description: Purchase location - State

Form Pane Label: State

SAS Name: R23LOCST

Tag Name: R23LOCST

Inherited Universe:

Universe: R23PURCH = 2

Universe Description: Paid for in person

Help Screen: H_DESTCODE

Question Text: ? [F1]

In what state is ^R23STORE_Fill located?

[Enter the two character state abbreviation](#)

Fills: R23STORE_Fill

Instructions: Fill entry from R23STORE

Type: String

Length: 2

- Don't Know
- Refuse
- Empty

- On Input
- On Output

Array:

Special Instructions: Use answer type TState - STRING[2], display width 4

Skip Instructions: IF entry is not a valid state abbreviation then
goto CK_R23LOCST

ELSEIF Ask_R[25] = 1 then goto PSCATR25
ELSE goto END_POPGRP13

Instrument SAS Name: R23LOCST

Destination Data Set: POP13

CK_R23LOCST

Check

BSECT20C.BLP_POPGRP13.CK_R23LOCST

Description: Not a valid state abbreviation

Inherited Universe:

Universe: (Entry in R23LOCST is not a valid state abbreviation) AND R23LOCST <> DK AND R23LOCST <> RF

Universe Description: State abbreviation entered is not valid

Text: * [Not a valid state abbreviation](#)

Check Instructions:

Type: Hard

Skip Instructions: Go back to R23LOCST

Field

PSCATR25

BSECT20C.BLP_POPGRP13.PSCATR25

Description: Had any expenses for club fees in the last 12 months

Form Pane Label: Club Fees

SAS Name: PSCATR25

Tag Name: PSCATR25

Inherited Universe:

Universe: Ask_R[25] = yes

Universe Description: Club fees was not selected in 17

Question Text: ^PSCATR25Intro_Fill have ^YOU_ANYONE had any expenses for membership fees for sport or health clubs, fraternal organizations, shopping clubs, or online discount memberships?

Fills: PSCATR25Intro_Fill

Instructions: If PSCATR30 = EMPTY AND PSCATR23 = EMPTY then fill "Now, please think about the last 12 months, since the first of ^TwelveMonthsAgo"
ELSE fill "In the last 12 MONTHS,"

Fills: TwelveMonthsAgo

Instructions: IF CUR_MONTHNUM = 01 then fill "December YEAR minus 2 years"
IF CUR_MONTHNUM = 02 then fill "January YEAR minus 1 year"
IF CUR_MONTHNUM = 03 then fill "February YEAR minus 1 year"
ELSEIF CUR_MONTHNUM = 04 then fill "March YEAR minus 1 year"
ELSEIF CUR_MONTHNUM = 05 then fill "April YEAR minus 1 year"
ELSEIF CUR_MONTHNUM = 06 then fill "May YEAR minus 1 year"
ELSEIF CUR_MONTHNUM = 07 then fill "June YEAR minus 1 year"
ELSEIF CUR_MONTHNUM = 08 then fill "July YEAR minus 1 year"
ELSEIF CUR_MONTHNUM = 09 then fill "August YEAR minus 1 year"
ELSEIF CUR_MONTHNUM = 10 then fill "September YEAR minus 1 year"
ELSEIF CUR_MONTHNUM = 11 then fill "October YEAR minus 1 year"
ELSEIF CUR_MONTHNUM = 12 then fill "November YEAR minus 1 year"

Fills: YOU_ANYONE

Instructions: IF NUMHOUSE = 1 then fill "you"
ELSE fill "you or anyone in your household"

Type: Enumerated

Length: 1

Answer List: TYesNo

Value:	Mnemonic:	Description:
1	Yes	Yes
2	No	No

- Don't Know
- Refuse
- Empty

- On Input
- On Output

Array:

Skip Instructions: 1: Goto R25_COST

2,DK,RF: Goto END_POPGRP13

Instrument SAS Name: PSCATR25

Destination Data Set: POP13

Field

R25_COST
BSECT20C.BLP_POPGRP13.R25_COST

Description: Purchase price

Form Pane Label: Cost

SAS Name: R25_COST

Tag Name: R25_COST

Inherited Universe:

Universe: PSCATR25 = 1

Universe Description: HH did have expenses for club/organization membership fees in the last 12 months

Question Text: In the last 12 MONTHS, how much was ^YR_YRCUS last expense for membership fees for sport or health clubs, fraternal organizations, shopping clubs, or online discount memberships?

Fills: YR_YRCUS

Instructions: IF NUMHOUSE = 1 then fill "your"
ELSE fill "your household's"

Type: Integer

Length: 7

Min: 1

Max: 999999

- Don't Know
- Refuse
- Empty

- On Input
- On Output

Array:

Special Instructions: Display a \$ and comma in the entry field

Skip Instructions: IF ENTRY lt 5 or gt 10000 then goto ERR1_R25COST

ELSE Goto R25STORE

Instrument SAS Name: R25_COST

Destination Data Set: POP13

Check

ERR1_R25COST
BSECT20C.BLP_POPGRP13.ERR1_R25COST

Description: Out of Range Check

Inherited Universe:

Universe: (R25_COST lt 5 or R25_COST gt 10000) AND R25_COST <> DK AND R25_COST <> RF

Universe Description:

Text: THE VALUE ENTERED IS UNUSUALLY HIGH OR LOW

PLEASE VERIFY AND IF CORRECT, ENTER ITEM LEVEL NOTE

Check Instructions:

Type: Soft

Skip Instructions: Suppress: Goto R25STORE

All others, go back to R25_COST

R25STORE

Field

BSECT20C.BLP_POPGRP13.R25STORE

Description: Where Purchased

Form Pane Label: Business

SAS Name: R25STORE

Tag Name: R25STORE

Inherited Universe:

Universe: PSCATR25 = 1

Universe Description: HH did have expenses for club/organization membership fees in the last 12 months

Question Text: What is the name of the business where ^YOU_YRCU had this expense?

✦ Enter store, website, or company name

Fills: YOU_YRCU

Instructions: IF NUMHOUSE = 1 then fill "you"
ELSE fill "your household"

Type: String

Length: 45

Don't Know

Refuse

Empty

On Input

On Output

Array:

Special Instructions: IF uppercase entry contains ".COM" then set R25PURCH = 1
and "keep" and "Show"

Skip Instructions: IF uppercase entry does not contains ".COM" and is not a DK
or RF then goto R25PURCH

ELSE goto END_POPGRP13

Instrument SAS Name: R25STORE

Destination Data Set: POP13

Field

R25PURCH
BSECT20C.BLP_POPGRP13.R25PURCH

Description: Paid for Online or in person?

Form Pane Label: Online

SAS Name: R25PURCH

Tag Name: R25PURCH

Inherited Universe:

Universe: R25STORE = RESPONSE and
(Uppercase entry in R25STORE does not contain ".COM")

Universe Description: Business name is not DK, RF or .COM

Question Text: Was this paid for -

Type: Enumerated

Length: 1

Answer List: Tonline

Value:	Mnemonic:	Description:
1	Online	Online?
2	InPerson	In person?
3	MailTel	By mail or telephone order?
4	Other	Other

- Don't Know
- Refuse
- Empty

- On Input
- On Output

Array:

Special Instructions: Answer list descriptions for options 1-3 should be bold black

Skip Instructions: 1,3,4,DK,RF: Goto END_POPGRP13

2: Goto R25LOC

Instrument SAS Name: R25PURCH

Destination Data Set: POP13

Field

R25LOC
BSECT20C.BLP_POPGRP13.R25LOC

Description: Purchase location - City

Form Pane Label: Location - City

SAS Name: R25LOC

Tag Name: R25LOC

Inherited Universe:

Universe: R25PURCH = 2

Universe Description: Paid for in person

Question Text: In what city is ^R25STORE_Fill located?

Fills: R25STORE_Fill

Instructions: Fill entry in R25STORE

Type: String

Length: 45

Don't Know
 Refuse
 Empty

On Input
 On Output

Array:

Skip Instructions: Goto R25LOCST

Instrument SAS Name: R25LOC

Destination Data Set: POP13

R25LOCST

Field

BSECT20C.BLP_POPGRP13.R25LOCST

Description: Purchase location - State

Form Pane Label: State

SAS Name: R25LOCST

Tag Name: R25LOCST

Inherited Universe:

Universe: R25PURCH = 2

Universe Description: Paid for in person

Help Screen: H_DESTCODE

Question Text: ? [F1]

In what state is ^R25STORE_Fill located?

[Enter the two character state abbreviation](#)

Fills: R25STORE_Fill

Instructions: Fill entry in R25STORE

Type: String

Length: 2

- Don't Know
- Refuse
- Empty

- On Input
- On Output

Array:

Special Instructions: Use answer type TState - STRING[2], display width 4

Skip Instructions: IF entry is not a valid state abbreviation then
goto CK_R25LOCST

ELSE goto END_POPGRP13

Instrument SAS Name: R25LOCST

Destination Data Set: POP13

CK_R25LOCST

Check

BSECT20C.BLP_POPGRP13.CK_R25LOCST

Description: Not a valid state abbreviation

Inherited Universe:

Universe: (Entry in R25LOCST is not a valid state abbreviation) AND R25LOCST <> DK AND R25LOCST <> RF

Universe Description: State abbreviation entered is not valid

Text: * [Not a valid state abbreviation](#)

Check Instructions:

Type: Hard

Skip Instructions: Go back to R25LOCST

Field

END_POPGRP13
BSECT20C.BLP_POPGRP13.END_POPGRP13

Description: End of Section 20C - Pop Group 13

Form Pane Label:

SAS Name:

Tag Name:

Inherited Universe:

Universe:

Universe Description:

Question Text:

Type: Classification

Length: 0

- Don't Know
- Refuse
- Empty

- On Input
- On Output

Store Instructions: Set complete flag

```
IF Ask_R[25] = no and Ask_R[23] = no and Ask_R[30] = no  
and Ask_R[29] = no and Ask_R[32] = no THEN  
set S20C_Complete = 1
```

```
ELSEIF Ask_R[25] = yes THEN:  
IF (PSCATR25 = 2, DK or RF) or  
(R25STORE contains .COM or is DK or RF) or  
(R25PURCH = 1, 3, 4, DK or RF) or  
(R25LOCST = RESPONSE, DK or RF) THEN  
set S20C_Complete = 1  
ELSE set S20C_Compete = 2  
ENDIF
```

```
ELSEIF Ask_R[23] = yes THEN:  
IF (PSCATR23 = 2, DK or RF) or  
(R23STORE contains .COM or is DK or RF) or  
(R23PURCH = 1, 3, 4, DK or RF) or  
(R23LOCST = RESPONSE, DK or RF) THEN
```

```
        Set S20C_Complete = 1
    ELSE set S20C_Compete = 2
    ENDIF

ELSEIF Ask_R[30] = yes THEN:
    IF (PSCATR30 = 2, DK or RF) or
       (R30STORE contains .COM or is DK or RF) or
       (R30PURCH = 1, 3, 4, DK or RF) or
       (R30LOCST = RESPONSE, DK or RF) THEN
        Set S20C_Complete = 1
    ELSE set S20C_Compete = 2
    ENDIF

ELSEIF Ask_R[29] = yes THEN:
    IF (PSCATR29 = 2, DK or RF) or
       (R29STORE contains .COM or is DK or RF) or
       (R29PURCH = 1, 3, 4, DK or RF) or
       (R29LOCST = RESPONSE, DK or RF) THEN
        Set S20C_Complete = 1
    ELSE set S20C_Compete = 2
    ENDIF

ELSEIF Ask_R[32] = yes THEN:
    IF (PSCATR32 = 2, DK or RF) or
       (R32STORE contains .COM or is DK or RF) or
       (R32PURCH = 1, 3, 4, DK or RF) or
       (R32LOCST = RESPONSE, DK or RF) THEN
        Set S20C_Complete = 1
    ELSE set S20C_Compete = 2
    ENDIF
ELSE
    Set S20C_Complete = 2
ENDIF
```

Array:

Skip Instructions: Exit section 20C and goto the next appropriate section

Field

POP14_AskFlags
BSECT20C.POP14_AskFlags

Description: Set PopGrp 14 "Ask" flags

Form Pane Label:

SAS Name:

Tag Name:

Inherited Universe:

Universe:

Universe Description:

Question Text:

Type: Classification

Length: 0

- Don't Know
- Refuse
- Empty

- On Input
- On Output

Store Instructions: Set question eligibility flags

```
IF RT10.POPGRP = 14 and SECTCOMP[4] = 1 and  
SECTCOMP[11] = 1 and SECTCOMP[16] = 1 and SECTCOMP[17] = 1  
and BSect20.S20A_END = 1 and BSect20.S20B_END = 1 THEN:
```

```
IF BSect20.BSect20B.SALONS = 2 THEN set Ask_G[08] = yes  
ENDIF
```

```
IF BSect11.VOPPARK = 2 and BSect11.VOPTOLL = 2 and  
BSect17.LP17BC_Flag[3] = no and  
BSect17.LP17BC_Flag[4] = no THEN  
set Ask_T[15] = yes  
ENDIF
```

```
IF BSection16.LP16_Flag[11] = no and  
BSection16.LP16_Flag[12] = no and  
BSection16.LP16_Flag[13] = no THEN set Ask_R[26] = yes  
ENDIF
```

IF BSection16.LP16_Flag[10] = no THEN set Ask_R[27] = yes
ENDIF

IF BSect11.VOPAUTO = no THEN set Ask_T[16] = yes
ENDIF

IF BSect17.LP17BC_Flag[5] = no and
BSect17.LP17FLdg_Flag = no THEN
set Ask_H[02] = yes
ENDIF

IF BSection4.LP4C_Flag[3] = no THEN set Ask_H[03] = yes
ENDIF

IF BSection4.LP4C_Flag[4] = no and
BSection4.LP4C_Flag[5] = no THEN
set Ask_H[04] = yes
ENDIF

IF BSection4.LP4C_Flag[6] = no THEN set Ask_H[05] = yes
ENDIF

IF BSection4.LP4C_Flag[7] = no THEN set Ask_H[06] = yes
ENDIF

ENDIF

Array:

Block

BLP_POPGRP14
BSECT20C.BLP_POPGRP14

Description:

Tab Name:
Fly Over Name:
Universe Type: lf

Inherited Universe:

Universe: RT10.POPGRP = 14 AND SECTCOMP[4] = 1 AND SECTCOMP[11] = 1 AND
SECTCOMP[16] = 1 AND SECTCOMP[17] = 1
AND SECTCOMP[20] = 1

Universe Description:

Array:

Block Instructions:

PGRP14_INTRO

Field

BSECT20C.BLP_POPGRP14.PGRP14_INTRO

Description: Introduction

Form Pane Label: Intro

SAS Name:

Tag Name: PGRP14_INTRO

Inherited Universe:

Universe: Ask_G[08] = yes or Ask_T[15] = yes or Ask_R[26] = yes or Ask_R[27] = yes or
Ask_T[16] = yes or Ask_H[02] = yes or
Ask_H[03] = yes or Ask_H[04] = yes or Ask_H[05] = yes or
Ask_H[06] = yes

Universe Description:

Question Text: The next few questions are about expenses made by ^YOU_ANYONE during the last 12 months, that is, as far back as ^TwelveMonthsAgo. We have used the responses that you've already given us to shorten this part of the interview, so I'll only be asking you about expenses that you told me that you did not have in the last three months.

Fills: YOU_ANYONE

Instructions: IF NUMHOUSE = 1 then fill "you"
ELSE fill "you or anyone in your household"

Fills: TwelveMonthsAgo

Instructions: IF CUR_MONTHNUM = 01 then fill "December YEAR minus 2 years"
IF CUR_MONTHNUM = 02 then fill "January YEAR minus 1 year"
IF CUR_MONTHNUM = 03 then fill "February YEAR minus 1 year"
ELSEIF CUR_MONTHNUM = 04 then fill "March YEAR minus 1 year"
ELSEIF CUR_MONTHNUM = 05 then fill "April YEAR minus 1 year"
ELSEIF CUR_MONTHNUM = 06 then fill "May YEAR minus 1 year"
ELSEIF CUR_MONTHNUM = 07 then fill "June YEAR minus 1 year"
ELSEIF CUR_MONTHNUM = 08 then fill "July YEAR minus 1 year"
ELSEIF CUR_MONTHNUM = 09 then fill "August YEAR minus 1 year"
ELSEIF CUR_MONTHNUM = 10 then fill "September YEAR minus 1 year"
ELSEIF CUR_MONTHNUM = 11 then fill "October YEAR minus 1 year"
ELSEIF CUR_MONTHNUM = 12 then fill "November YEAR minus 1 year"

Type: Enumerated

Length: 1

Answer List: TContinue

Value:	Mnemonic:	Description:
1	Continue	Enter 1 to Continue

- Don't Know
- Refuse
- Empty

- On Input
- On Output

Array:

Skip Instructions: IF Ask_G[08] = 1 then goto PSCATG08
ELSEIF Ask_T[15] = 1 then goto PSCATT15
ELSEIF Ask_R[26] = 1 then goto PSCATR26
ELSEIF Ask_R[27] = 1 then goto PSCATR27
ELSEIF Ask_T[16] = 1 then goto PSCATT16
ELSEIF Ask_H[02] = 1 then goto PSCATH02
ELSEIF Ask_H[03] = 1 then goto PSCATH03
ELSEIF Ask_H[04] = 1 then goto PSCATH04
ELSEIF Ask_H[05] = 1 then goto PSCATH05
ELSEIF Ask_H[06] = 1 then goto PSCATH06
ELSE goto END_POPGRP14

Instrument SAS Name: PGRP14_INTRO

PSCATG08

Field

BSECT20C.BLP_POPGRP14.PSCATG08

Description: Had any expenses for personal care services in the last 6 months

Form Pane Label: Salon Services

SAS Name: PSCATG08

Tag Name: PSCATG08

Inherited Universe:

Universe: Ask_G[08] = yes

Universe Description: Haircutting, styling, attached hair pieces, manicures, massages or other salon services was not selected in 20A

Question Text: Now, please think about the last six months, since the first of ^SixMonthsAgo have ^YOU_ANYONE had any expenses for personal care services such as haircuts, nail services, or tanning?

Fills: SixMonthsAgo

Instructions: IF CUR_MONTHNUM = 01 then fill "July YEAR minus 1 year"
ELSEIF CUR_MONTHNUM = 02 then fill "August YEAR minus 1 year"
ELSEIF CUR_MONTHNUM = 03 then fill "September YEAR minus 1 year"
ELSEIF CUR_MONTHNUM = 04 then fill "October YEAR minus 1 year"
ELSEIF CUR_MONTHNUM = 05 then fill "November YEAR minus 1 year"
ELSEIF CUR_MONTHNUM = 06 then fill "December YEAR minus 1 year"
ELSEIF CUR_MONTHNUM = 07 then fill "January YEAR"
ELSEIF CUR_MONTHNUM = 08 then fill "February YEAR"
ELSEIF CUR_MONTHNUM = 09 then fill "March YEAR"
ELSEIF CUR_MONTHNUM = 10 then fill "April YEAR"
ELSEIF CUR_MONTHNUM = 11 then fill "May YEAR"
ELSEIF CUR_MONTHNUM = 12 then fill "June YEAR"

Fills: YOU_ANYONE

Instructions: IF NUMHOUSE = 1 then fill "you"
ELSE fill "you or anyone in your household"

Type: Enumerated

Length: 1

Answer List: TYesNo

Value:	Mnemonic:	Description:
1	Yes	Yes

2	No	No
---	----	----

- Don't Know
- Refuse
- Empty

- On Input
- On Output

Array:

Skip Instructions: 1: Goto G08_COST

```
2,DK,RF: IF Ask_T[15] = 1 then goto PSCATT15
          ELSEIF Ask_R[26] = 1 then goto PSCATR26
          ELSEIF Ask_R[27] = 1 then goto PSCATR27
          ELSEIF Ask_T[16] = 1 then goto PSCATT16
          ELSEIF Ask_H[02] = 1 then goto PSCATH02
          ELSEIF Ask_H[03] = 1 then goto PSCATH03
          ELSEIF Ask_H[04] = 1 then goto PSCATH04
          ELSEIF Ask_H[05] = 1 then goto PSCATH05
          ELSEIF Ask_H[06] = 1 then goto PSCATH06
          ELSE goto END_POPGRP14
```

Instrument SAS Name: PSCATG08

Destination Data Set: POP14

G08_COST

Field

BSECT20C.BLP_POPGRP14.G08_COST

Description: Purchase price

Form Pane Label: Cost

SAS Name: G08_COST

Tag Name: G08_COST

Inherited Universe:

Universe: PSCATG08 = 1

Universe Description: HH did have expenses for personal care services in the last 6 months

Question Text: In the last **SIX MONTHS**, how much was ^YR_YRCUS last expense for personal care services such as haircuts, nail services, or tanning?

Fills: YR_YRCUS

Instructions: IF NUMHOUSE = 1 then fill "your"
ELSE fill "your household's"

Type: Integer

Length: 7

Min: 1

Max: 999999

Don't Know

Refuse

Empty

On Input

On Output

Array:

Special Instructions: Display a \$ and comma in the entry field

Skip Instructions: IF ENTRY lt 5 or gt 300 then goto ERR1_G08COST

ELSE goto G08STORE

Instrument SAS Name: G08_COST

Destination Data Set: POP14

Check

ERR1_G08COST
BSECT20C.BLP_POPGRP14.ERR1_G08COST

Description: Out of Range Check

Inherited Universe:

Universe: (G08_COST lt 5 or G08_COST gt 300) AND G08_COST <> DK AND G08_COST <>
RF

Universe Description:

Text: THE VALUE ENTERED IS UNUSUALLY HIGH OR LOW

PLEASE VERIFY AND IF CORRECT, ENTER ITEM LEVEL NOTE

Check Instructions:

Type: Soft

Skip Instructions: Suppress: Goto G08STORE

All others, go back to G08_COST

G08STORE

Field

BSECT20C.BLP_POPGRP14.G08STORE

Description: Where Purchased

Form Pane Label: Business

SAS Name: G08STORE

Tag Name: G08STORE

Inherited Universe:

Universe: PSCATG08 = 1

Universe Description: HH did have expenses for personal care services in the last 6 months

Question Text: What is the name of the business where ^YOU_YRCU had this expense?

✦ Enter store, website, or company name

Fills: YOU_YRCU

Instructions: IF NUMHOUSE = 1 then fill "you"
ELSE fill "your household"

Type: String

Length: 45

Don't Know

Refuse

Empty

On Input

On Output

Array:

Special Instructions: IF uppercase entry contains ".COM" then set G08PURCH = 1
and "keep" and "Show"

Skip Instructions: IF uppercase entry does not contains ".COM" and is not a DK
or RF then goto G08PURCH

ELSEIF Ask_T[15] = 1 then goto PSCATT15

ELSEIF Ask_R[26] = 1 then goto PSCATR26

ELSEIF Ask_R[27] = 1 then goto PSCATR27

ELSEIF Ask_T[16] = 1 then goto PSCATT16

ELSEIF Ask_H[02] = 1 then goto PSCATH02


```
ELSEIF Ask_H[03] = 1 then goto PSCATH03  
ELSEIF Ask_H[04] = 1 then goto PSCATH04  
ELSEIF Ask_H[05] = 1 then goto PSCATH05  
ELSEIF Ask_H[06] = 1 then goto PSCATH06  
ELSE goto END_POPGRP14
```

Instrument SAS Name: G08STORE

Destination Data Set: POP14

G08PURCH

Field

BSECT20C.BLP_POPGRP14.G08PURCH

Description: Paid for Online or in person

Form Pane Label: Online

SAS Name: G08PURCH

Tag Name: G08PURCH

Inherited Universe:

Universe: G08STORE = RESPONSE and
(Uppercase entry in G08STORE does not contain ".COM")

Universe Description: Business name is not DK, RF or .COM

Question Text: Was this paid for -

Type: Enumerated

Length: 1

Answer List: Tonline

Value:	Mnemonic:	Description:
1	Online	Online?
2	InPerson	In person?
3	MailTel	By mail or telephone order?
4	Other	Other

- Don't Know
- Refuse
- Empty

- On Input
- On Output

Array:

Special Instructions: Answer list descriptions for options 1-3 should be bold black

Skip Instructions: 1,3,4,DK,RF: IF Ask_T[15] = 1 then goto PSCATT15
ELSEIF Ask_R[26] = 1 then goto PSCATR26
ELSEIF Ask_R[27] = 1 then goto PSCATR27
ELSEIF Ask_T[16] = 1 then goto PSCATT16
ELSEIF Ask_H[02] = 1 then goto PSCATH02

```
ELSEIF Ask_H[03] = 1 then goto PSCATH03  
ELSEIF Ask_H[04] = 1 then goto PSCATH04  
ELSEIF Ask_H[05] = 1 then goto PSCATH05  
ELSEIF Ask_H[06] = 1 then goto PSCATH06  
ELSE goto END_POPGRP14
```

2: Goto G08LOC

Instrument SAS Name: G08PURCH

Destination Data Set: POP14

G08LOC

Field

BSECT20C.BLP_POPGRP14.G08LOC

Description: Purchase location - City

Form Pane Label: Location - City

SAS Name: G08LOC

Tag Name: G08LOC

Inherited Universe:

Universe: G08PURCH = 2

Universe Description: Paid for in person

Question Text: In what city is ^G08STORE_Fill located?

Fills: G08STORE_Fill

Instructions: Fill entry in G08STORE

Type: String

Length: 45

- Don't Know
- Refuse
- Empty

- On Input
- On Output

Array:

Skip Instructions: Goto G08LOCST

Instrument SAS Name: G08LOC

Destination Data Set: POP14

Field

G08LOCST

BSECT20C.BLP_POPGRP14.G08LOCST

Description: Purchase location - State

Form Pane Label: State

SAS Name: G08LOCST

Tag Name: G08LOCST

Inherited Universe:

Universe: G08PURCH = 2

Universe Description: Paid for in person

Help Screen: H_DESTCODE

Question Text: ? [F1]

In what state is ^G08STORE_Fill located?

[Enter the two character state abbreviation](#)

Fills: G08STORE_Fill

Instructions: Fill entry in G08STORE

Type: String

Length: 2

- Don't Know
- Refuse
- Empty

- On Input
- On Output

Array:

Special Instructions: Use answer type TState - STRING[2], display width 4

Skip Instructions: IF entry is not a valid state abbreviation then
goto CK_G08LOCST

```
ELSEIF Ask_T[15] = 1 then goto PSCATT15  
ELSEIF Ask_R[26] = 1 then goto PSCATR26  
ELSEIF Ask_R[27] = 1 then goto PSCATR27  
ELSEIF Ask_T[16] = 1 then goto PSCATT16
```

```
ELSEIF Ask_H[02] = 1 then goto PSCATH02  
ELSEIF Ask_H[03] = 1 then goto PSCATH03  
ELSEIF Ask_H[04] = 1 then goto PSCATH04  
ELSEIF Ask_H[05] = 1 then goto PSCATH05  
ELSEIF Ask_H[06] = 1 then goto PSCATH06  
ELSE goto END_POPGRP14
```

Instrument SAS Name: G08LOCST

Destination Data Set: POP14

Check

CK_G08LOCST
BSECT20C.BLP_POPGRP14.CK_G08LOCST

Description: Not a valid state abbreviation

Inherited Universe:

Universe: (Entry in G08LOCST is not a valid state abbreviation) AND G08LOCST <> DK AND G08LOCST <> RF

Universe Description: State abbreviation entered is not valid

Text: * [Not a valid state abbreviation](#)

Check Instructions:

Type: Hard

Skip Instructions: Go back to G08LOCST

PSCATT15

Field

BSECT20C.BLP_POPGRP14.PSCATT15

Description: Had any expenses for parking fees or tolls in the last 6 months

Form Pane Label: Parking/Tolls

SAS Name: PSCATT15

Tag Name: PSCATT15

Inherited Universe:

Universe: Ask_T[15] = yes

Universe Description: Parking, local tolls, or electronic toll passes was not selected in 12C or 18B

Question Text: ^PSCATT15Intro_Fill have ^YOU_ANYONE had any expenses for parking fees or tolls?

Fills: PSCATT15Intro_Fill

Instructions: If PSCATG08 = EMPTY then fill "Now, please think about the last six months, since the first of ^SixMonthsAgo"
ELSE fill "In the last SIX MONTHS,"

Fills: SixMonthsAgo

Instructions: IF CUR_MONTHNUM = 01 then fill "July YEAR minus 1 year"
ELSEIF CUR_MONTHNUM = 02 then fill "August YEAR minus 1 year"
ELSEIF CUR_MONTHNUM = 03 then fill "September YEAR minus 1 year"
ELSEIF CUR_MONTHNUM = 04 then fill "October YEAR minus 1 year"
ELSEIF CUR_MONTHNUM = 05 then fill "November YEAR minus 1 year"
ELSEIF CUR_MONTHNUM = 06 then fill "December YEAR minus 1 year"
ELSEIF CUR_MONTHNUM = 07 then fill "January YEAR"
ELSEIF CUR_MONTHNUM = 08 then fill "February YEAR"
ELSEIF CUR_MONTHNUM = 09 then fill "March YEAR"
ELSEIF CUR_MONTHNUM = 10 then fill "April YEAR"
ELSEIF CUR_MONTHNUM = 11 then fill "May YEAR"
ELSEIF CUR_MONTHNUM = 12 then fill "June YEAR"

Fills: YOU_ANYONE

Instructions: IF NUMHOUSE = 1 then fill "you"
ELSE fill "you or anyone in your household"

Type: Enumerated

Length: 1

Answer List: TYesNo

Value:	Mnemonic:	Description:
1	Yes	Yes
2	No	No

- Don't Know
- Refuse
- Empty

- On Input
- On Output

Array:

Skip Instructions: 1: Goto T15_COST

```
2,DK,RF: IF Ask_R[26] = 1 then goto PSCATR26
          ELSEIF Ask_R[27] = 1 then goto PSCATR27
          ELSEIF Ask_T[16] = 1 then goto PSCATT16
          ELSEIF Ask_H[02] = 1 then goto PSCATH02
          ELSEIF Ask_H[03] = 1 then goto PSCATH03
          ELSEIF Ask_H[04] = 1 then goto PSCATH04
          ELSEIF Ask_H[05] = 1 then goto PSCATH05
          ELSEIF Ask_H[06] = 1 then goto PSCATH06
          ELSE goto END_POPGRP14
```

Instrument SAS Name: PSCATT15

Destination Data Set: POP14

T15_COST

Field

BSECT20C.BLP_POPGRP14.T15_COST

Description: Purchase price

Form Pane Label: Cost

SAS Name: T15_COST

Tag Name: T15_COST

Inherited Universe:

Universe: PSCATT15 = 1

Universe Description: HH did have expenses for parking fees or tolls in the last 6 months

Question Text: In the last **SIX MONTHS**, how much was ^YR_YRCUS last expense for parking fees or tolls?

Fills: YR_YRCUS

Instructions: IF NUMHOUSE = 1 then fill "your"
ELSE fill "your household's"

Type: Integer

Length: 7

Min: 1

Max: 999999

Don't Know

Refuse

Empty

On Input

On Output

Array:

Special Instructions: Display a \$ and comma in the entry field

Skip Instructions: IF ENTRY gt 390 then goto ERR1_T15COST

ELSE goto T15STORE

Instrument SAS Name: T15_COST

Destination Data Set: POP14

Check

ERR1_T15COST
BSECT20C.BLP_POPGRP14.ERR1_T15COST

Description: Out of Range Check

Inherited Universe:

Universe: (T15_COST gt 390) AND T15_COST <> DK AND T15_COST <> RF

Universe Description:

Text: THE VALUE ENTERED IS UNUSUALLY HIGH OR LOW

PLEASE VERIFY AND IF CORRECT, ENTER ITEM LEVEL NOTE

Check Instructions:

Type: Soft

Skip Instructions: Suppress: Goto T15STORE

All others, go back to T15_COST

T15STORE

Field

BSECT20C.BLP_POPGRP14.T15STORE

Description: Where Purchased

Form Pane Label: Business

SAS Name: T15STORE

Tag Name: T15STORE

Inherited Universe:

Universe: PSCATT15 = 1

Universe Description: HH did have expenses for parking fees or tolls in the last 6 months

Question Text: What is the name of the business where ^YOU_YRCU had this expense?

✦ Enter store, website, or company name

Fills: YOU_YRCU

Instructions: IF NUMHOUSE = 1 then fill "you"
ELSE fill "your household"

Type: String

Length: 45

Don't Know

Refuse

Empty

On Input

On Output

Array:

Special Instructions: IF uppercase entry contains ".COM" then set T15PURCH = 1
and "keep" and "Show"

Skip Instructions: IF uppercase entry does not contains ".COM" and is not a DK
or RF then goto T15PURCH

ELSEIF Ask_R[26] = 1 then goto PSCATR26

ELSEIF Ask_R[27] = 1 then goto PSCATR27

ELSEIF Ask_T[16] = 1 then goto PSCATT16

ELSEIF Ask_H[02] = 1 then goto PSCATH02

ELSEIF Ask_H[03] = 1 then goto PSCATH03

```
ELSEIF Ask_H[04] = 1 then goto PSCATH04  
ELSEIF Ask_H[05] = 1 then goto PSCATH05  
ELSEIF Ask_H[06] = 1 then goto PSCATH06  
ELSE goto END_POPGRP14
```

Instrument SAS Name: T15STORE

Destination Data Set: POP14

T15PURCH

Field

BSECT20C.BLP_POPGRP14.T15PURCH

Description: Paid for Online or in person

Form Pane Label: Online

SAS Name: T15PURCH

Tag Name: T15PURCH

Inherited Universe:

Universe: T15STORE = RESPONSE and
(Uppercase entry in T15STORE does not contain ".COM")

Universe Description: Business name is not DK, RF or .COM

Question Text: Was this paid for -

Type: Enumerated

Length: 1

Answer List: Tonline

Value:	Mnemonic:	Description:
1	Online	Online?
2	InPerson	In person?
3	MailTel	By mail or telephone order?
4	Other	Other

- Don't Know
- Refuse
- Empty

- On Input
- On Output

Array:

Special Instructions: Answer list descriptions for options 1-3 should be bold black

Skip Instructions: 1,3,4,DK,RF: IF Ask_R[26] = 1 then goto PSCATR26
ELSEIF Ask_R[27] = 1 then goto PSCATR27
ELSEIF Ask_T[16] = 1 then goto PSCATT16
ELSEIF Ask_H[02] = 1 then goto PSCATH02
ELSEIF Ask_H[03] = 1 then goto PSCATH03

```
ELSEIF Ask_H[04] = 1 then goto PSCATH04  
ELSEIF Ask_H[05] = 1 then goto PSCATH05  
ELSEIF Ask_H[06] = 1 then goto PSCATH06  
ELSE goto END_POPGRP14
```

2: Goto T15LOC

Instrument SAS Name: T15PURCH

Destination Data Set: POP14

T15LOC

Field

BSECT20C.BLP_POPGRP14.T15LOC

Description: Purchase location - City

Form Pane Label: Location - City

SAS Name: T15LOC

Tag Name: T15LOC

Inherited Universe:

Universe: T15PURCH = 2

Universe Description: Paid for in person

Question Text: In what city is ^T15STORE_Fill located?

Fills: T15STORE_Fill

Instructions: Fill entry from T15STORE

Type: String

Length: 45

- Don't Know
- Refuse
- Empty

- On Input
- On Output

Array:

Skip Instructions: Goto T15LOCST

Instrument SAS Name: T15LOC

Destination Data Set: POP14

Field

T15LOCST
BSECT20C.BLP_POPGRP14.T15LOCST

Description: Purchase location - State

Form Pane Label: State

SAS Name: T15LOCST

Tag Name: T15LOCST

Inherited Universe:

Universe: T15PURCH = 2

Universe Description: Paid for in person

Help Screen: H_DESTCODE

Question Text: ? [F1]

In what state is ^T15STORE_Fill located?

Enter the two character state abbreviation

Fills: T15STORE_Fill

Instructions: Fill entry from T15STORE

Type: String

Length: 2

- Don't Know
- Refuse
- Empty

- On Input
- On Output

Array:

Special Instructions: Use answer type TState - STRING[2], display width 4

Skip Instructions: IF entry is not a valid state abbreviation then
goto CK_T15LOCST

ELSEIF Ask_R[26] = 1 then goto PSCATR26
ELSEIF Ask_R[27] = 1 then goto PSCATR27
ELSEIF Ask_T[16] = 1 then goto PSCATT16
ELSEIF Ask_H[02] = 1 then goto PSCATH02

```
ELSEIF Ask_H[03] = 1 then goto PSCATH03  
ELSEIF Ask_H[04] = 1 then goto PSCATH04  
ELSEIF Ask_H[05] = 1 then goto PSCATH05  
ELSEIF Ask_H[06] = 1 then goto PSCATH06  
ELSE goto END_POPGRP14
```

Instrument SAS Name: T15LOCST

Destination Data Set: POP14

Check

CK_T15LOCST
BSECT20C.BLP_POPGRP14.CK_T15LOCST

Description: Not a valid state abbreviation

Inherited Universe:

Universe: (Entry in T15LOCST is not a valid state abbreviation) AND T15LOCST <> DK AND T15LOCST <> RF

Universe Description: State abbreviation entered is not valid

Text: * [Not a valid state abbreviation](#)

Check Instructions:

Type: Hard

Skip Instructions: Go back to T15LOCST

PSCATR26

Field

BSECT20C.BLP_POPGRP14.PSCATR26

Description: Purchased any movie, concert, museum, or theme park tickets in the last 6 months

Form Pane Label: Tickets

SAS Name: PSCATR26

Tag Name: PSCATR26

Inherited Universe:

Universe: Ask_R[26] = yes

Universe Description: Movie, park or museum tickets or single or season tickets to spectator sports events, plays, operas, or concerts were not selected in 17

Question Text: ^PSCATR26Intro_Fill have ^YOU_ANYONE purchased any movie, concert, museum, or theme park tickets?

Fills: PSCATR26Intro_Fill

Instructions: If PSCATG08 = EMPTY AND PSCATT15 = EMPTY then fill "Now, please think about the last six months, since the first of ^SixMonthsAgo"
ELSE fill "In the last SIX MONTHS,"

Fills: SixMonthsAgo

Instructions: IF CUR_MONTHNUM = 01 then fill "July YEAR minus 1 year"
ELSEIF CUR_MONTHNUM = 02 then fill "August YEAR minus 1 year"
ELSEIF CUR_MONTHNUM = 03 then fill "September YEAR minus 1 year"
ELSEIF CUR_MONTHNUM = 04 then fill "October YEAR minus 1 year"
ELSEIF CUR_MONTHNUM = 05 then fill "November YEAR minus 1 year"
ELSEIF CUR_MONTHNUM = 06 then fill "December YEAR minus 1 year"
ELSEIF CUR_MONTHNUM = 07 then fill "January YEAR"
ELSEIF CUR_MONTHNUM = 08 then fill "February YEAR"
ELSEIF CUR_MONTHNUM = 09 then fill "March YEAR"
ELSEIF CUR_MONTHNUM = 10 then fill "April YEAR"
ELSEIF CUR_MONTHNUM = 11 then fill "May YEAR"
ELSEIF CUR_MONTHNUM = 12 then fill "June YEAR"

Fills: YOU_ANYONE

Instructions: IF NUMHOUSE = 1 then fill "you"
ELSE fill "you or anyone in your household"

Type: Enumerated

Length: 1

Answer List: TYesNo

Value:	Mnemonic:	Description:
1	Yes	Yes
2	No	No

- Don't Know
- Refuse
- Empty

- On Input
- On Output

Array:

Skip Instructions: 1: Goto R26_COST

```
2,DK,RF: IF Ask_R[27] = 1 then goto PSCATR27
          ELSEIF Ask_T[16] = 1 then goto PSCATT16
          ELSEIF Ask_H[02] = 1 then goto PSCATH02
          ELSEIF Ask_H[03] = 1 then goto PSCATH03
          ELSEIF Ask_H[04] = 1 then goto PSCATH04
          ELSEIF Ask_H[05] = 1 then goto PSCATH05
          ELSEIF Ask_H[06] = 1 then goto PSCATH06
          ELSE goto END_POPGRP14
```

Instrument SAS Name: PSCATR26

Destination Data Set: POP14

R26_COST

Field

BSECT20C.BLP_POPGRP14.R26_COST

Description: Purchase price

Form Pane Label: Cost

SAS Name: R26_COST

Tag Name: R26_COST

Inherited Universe:

Universe: PSCATR26 = 1

Universe Description: HH did purchase movie, concert, museum or theme park tickets in the last 6 months

Question Text: In the last SIX MONTHS, how much did ^YOU_YRCU last spend for movie, concert, museum, or theme park tickets?

Fills: YOU_YRCU

Instructions: IF NUMHOUSE = 1 then fill "you"
ELSE fill "your household"

Type: Integer

Length: 7

Min: 1

Max: 999999

Don't Know

Refuse

Empty

On Input

On Output

Array:

Special Instructions: Display a \$ and comma in the entry field

Skip Instructions: IF ENTRY lt 5 or gt 720 then goto ERR1_R26COST

ELSE goto R26STORE

Instrument SAS Name: R26_COST

Destination Data Set: POP14

Check

ERR1_R26COST
BSECT20C.BLP_POPGRP14.ERR1_R26COST

Description: Out of Range Check

Inherited Universe:

Universe: (R26_COST lt 5 or R26_COST gt 720) AND R26_COST <> DK AND R26_COST <>
RF

Universe Description:

Text: THE VALUE ENTERED IS UNUSUALLY HIGH OR LOW

PLEASE VERIFY AND IF CORRECT, ENTER ITEM LEVEL NOTE

Check Instructions:

Type: Soft

Skip Instructions: Suppress: Goto R26STORE

All others, go back to R26_COST

R26STORE

Field

BSECT20C.BLP_POPGRP14.R26STORE

Description: Where Purchased

Form Pane Label: Business

SAS Name: R26STORE

Tag Name: R26STORE

Inherited Universe:

Universe: PSCATR26 = 1

Universe Description: HH did purchase movie, concert, museum or theme park tickets in the last 6 months

Question Text: What is the name of the theater, park, or museum?

Type: String

Length: 45

Don't Know

Refuse

Empty

On Input

On Output

Array:

Skip Instructions: ENTRY: Goto R26LOC

```
DK,RF: IF Ask_R[27] = 1 then goto PSCATR27
      ELSEIF Ask_T[16] = 1 then goto PSCATT16
      ELSEIF Ask_H[02] = 1 then goto PSCATH02
      ELSEIF Ask_H[03] = 1 then goto PSCATH03
      ELSEIF Ask_H[04] = 1 then goto PSCATH04
      ELSEIF Ask_H[05] = 1 then goto PSCATH05
      ELSEIF Ask_H[06] = 1 then goto PSCATH06
      ELSE goto END_POPGRP14
```

Instrument SAS Name: R26STORE

Destination Data Set: POP14

Field

R26LOC
BSECT20C.BLP_POPGRP14.R26LOC

Description: Purchase location - City

Form Pane Label: Location - City

SAS Name: R26LOC

Tag Name: R26LOC

Inherited Universe:

Universe: R26STORE = RESPONSE

Universe Description: R26STORE is not a DK or RF

Question Text: In what city is ^R26STORE_Fill located?

Fills: R26STORE_Fill

Instructions: Fill entry from R26STORE

Type: String

Length: 45

- Don't Know
- Refuse
- Empty

- On Input
- On Output

Array:

Skip Instructions: Goto R26LOCST

Instrument SAS Name: R26LOC

Destination Data Set: POP14

R26LOCST

Field

BSECT20C.BLP_POPGRP14.R26LOCST

Description: Purchase location - State

Form Pane Label: State

SAS Name: R26LOCST

Tag Name: R26LOCST

Inherited Universe:

Universe: R26STORE = RESPONSE

Universe Description: R26STORE is not a DK or RF

Help Screen: H_DESTCODE

Question Text: ? [F1]

In what state is ^R26STORE_Fill located?

[Enter the two character state abbreviation](#)

Fills: R26STORE_Fill

Instructions: Fill entry from R26STORE

Type: String

Length: 2

- Don't Know
- Refuse
- Empty

- On Input
- On Output

Array:

Special Instructions: Use answer type TState - STRING[2], display width 4

Skip Instructions: IF entry is not a valid state abbreviation then
goto CK_R26LOCST

ELSE goto R26DIR

Instrument SAS Name: R26LOCST

Destination Data Set: POP14

CK_R26LOCST

Check

BSECT20C.BLP_POPGRP14.CK_R26LOCST

Description: Not a valid state abbreviation

Inherited Universe:

Universe: (Entry in R26LOCST is not a valid state abbreviation) AND R26LOCST <> DK AND R26LOCST <> RF

Universe Description: State abbreviation entered is not valid

Text: * [Not a valid state abbreviation](#)

Check Instructions:

Type: Hard

Skip Instructions: Go back to R26LOCST

Field

R26DIR
BSECT20C.BLP_POPGRP14.R26DIR

Description: Direct or third party

Form Pane Label: Third Party?

SAS Name: R26DIR

Tag Name: R26DIR

Inherited Universe:

Universe: R26STORE = RESPONSE

Universe Description: R26STORE is not a DK or RF

Question Text: Were the tickets purchased directly from ^R26STORE_Fill or from a third party?

Fills: R26STORE_Fill

Instructions: Fill entry from R26STORE

Type: Enumerated

Length: 1

Answer List: TDirectThird

Value:	Mnemonic:	Description:
1	Direct	Direct
2	Third	Third party

- Don't Know
- Refuse
- Empty

- On Input
- On Output

Array:

Skip Instructions: 1,DK,RF: Goto R26PURCH

2: Goto R26THRDP

Instrument SAS Name: R26DIR

Destination Data Set: POP14

R26THRDP

Field

BSECT20C.BLP_POPGRP14.R26THRDP

Description: 3rd party name

Form Pane Label: 3rd Party Name

SAS Name: R26THRDP

Tag Name: R26THRDP

Inherited Universe:

Universe: R26DIR = 2

Universe Description: Tickets were purchased from a third party

Question Text: What is the name of the company used to purchase the tickets?

✦ Enter store, website, or company name

Type: String

Length: 45

Don't Know

Refuse

Empty

On Input

On Output

Array:

Special Instructions: IF uppercase entry contains ".COM" then set R26PURCH = 1
and "keep" and "Show"

Skip Instructions: IF uppercase entry does not contain .COM and is not DK or RF
then goto R26PURCH

ELSEIF Ask_R[27] = 1 then goto PSCATR27

ELSEIF Ask_T[16] = 1 then goto PSCATT16

ELSEIF Ask_H[02] = 1 then goto PSCATH02

ELSEIF Ask_H[03] = 1 then goto PSCATH03

ELSEIF Ask_H[04] = 1 then goto PSCATH04

ELSEIF Ask_H[05] = 1 then goto PSCATH05

ELSEIF Ask_H[06] = 1 then goto PSCATH06

ELSE goto END_POPGRP14

Instrument SAS Name: R26THRDP

Destination Data Set: POP14

R26PURCH

Field

BSECT20C.BLP_POPGRP14.R26PURCH

Description: Purchased Online or in person

Form Pane Label: Online

SAS Name: R26PURCH

Tag Name: R26PURCH

Inherited Universe:

Universe: ((R26DIR = 1,DK or RF) and R26TORE = RESPONSE) OR
[(R26DIR = 2 AND R26THRDP = RESPONSE and
(Uppercase entry in R26THRDP does not contain ".COM"))]

Universe Description: (Tickets were purchased directly, DK or RF AND R26STORE is not DK or RF) OR
(Tickets were purchased from a 3rd party AND R26THRDP is not DK, RF or .COM)

Question Text: Was this paid for -

Type: Enumerated

Length: 1

Answer List: Tonline

Value:	Mnemonic:	Description:
1	Online	Online?
2	InPerson	In person?
3	MailTel	By mail or telephone order?
4	Other	Other

- Don't Know
- Refuse
- Empty

- On Input
- On Output

Array:

Special Instructions: Answer list descriptions for options 1-3 should be bold black

Skip Instructions: IF ENTRY = 2 and R26DIR = 2 then goto R26THDLC

ELSEIF Ask_R[27] = 1 then goto PSCATR27


```
ELSEIF Ask_T[16] = 1 then goto PSCATT16  
ELSEIF Ask_H[02] = 1 then goto PSCATH02  
ELSEIF Ask_H[03] = 1 then goto PSCATH03  
ELSEIF Ask_H[04] = 1 then goto PSCATH04  
ELSEIF Ask_H[05] = 1 then goto PSCATH05  
ELSEIF Ask_H[06] = 1 then goto PSCATH06  
ELSE goto END_POPGRP14
```

Instrument SAS Name: R26PURCH

Destination Data Set: POP14

R26THDLC

Field

BSECT20C.BLP_POPGRP14.R26THDLC

Description: Purchase location - City

Form Pane Label: 3rd Party - City

SAS Name: R26THDLC

Tag Name: R26THDLC

Inherited Universe:

Universe: R26DIR = 2 and R26PURCH = 2

Universe Description: Tickets were purchased through a 3rd party and in person

Question Text: In what city is ^R26THRDP_Fill located?

Fills: R26THRDP_Fill

Instructions: Fill entry in R26THRDP

Type: String

Length: 45

- Don't Know
- Refuse
- Empty

- On Input
- On Output

Array:

Skip Instructions: Goto R26THDST

Instrument SAS Name: R26THDLC

Destination Data Set: POP14

Field

R26THDST
BSECT20C.BLP_POPGRP14.R26THDST

Description: Purchase location - State

Form Pane Label: 3rd Party State

SAS Name: R26THDST

Tag Name: R26THDST

Inherited Universe:

Universe: R26DIR = 2 and R26PURCH = 2

Universe Description: Tickets were purchased through a 3rd party and in person

Help Screen: H_DESTCODE

Question Text: ? [F1]

In what state is ^R26THRDP_Fill located?

Enter the two character state abbreviation

Fills: R26THRDP_Fill

Instructions: Fill entry in R26THRDP

Type: String

Length: 2

- Don't Know
- Refuse
- Empty

- On Input
- On Output

Array:

Special Instructions: Use answer type TState - STRING[2], display width 4

Skip Instructions: IF entry is not a valid state abbreviation then
goto CK_R26THDST

```
ELSEIF Ask_R[27] = 1 then goto PSCATR27
ELSEIF Ask_T[16] = 1 then goto PSCATT16
ELSEIF Ask_H[02] = 1 then goto PSCATH02
ELSEIF Ask_H[03] = 1 then goto PSCATH03
```

```
ELSEIF Ask_H[04] = 1 then goto PSCATH04  
ELSEIF Ask_H[05] = 1 then goto PSCATH05  
ELSEIF Ask_H[06] = 1 then goto PSCATH06  
ELSE goto END_POPGRP14
```

Instrument SAS Name: R26THDST

Destination Data Set: POP14

Check

CK_R26THDST
BSECT20C.BLP_POPGRP14.CK_R26THDST

Description: Not a valid state abbreviation

Inherited Universe:

Universe: (Entry in R26THDST is not a valid state abbreviation) AND R26THDST <> DK AND R26THDST <> RF

Universe Description: State abbreviation entered is not valid

Text: * [Not a valid state abbreviation](#)

Check Instructions:

Type: Hard

Skip Instructions: Go back to R26THDST

PSCATR27

Field

BSECT20C.BLP_POPGRP14.PSCATR27

Description: Purchased any admission to sporting events in the last 12 months

Form Pane Label: Sports Events

SAS Name: PSCATR27

Tag Name: PSCATR27

Inherited Universe:

Universe: Ask_R[27] = 1

Universe Description: Single or season tickets to spectator sports events was not selected in 17

Question Text: Now, please think about the last 12 months, since the first of
^TwelveMonthsAgo, have ^YOU_ANYONE purchased any admissions to
sporting events?

Fills: TwelveMonthsAgo

Instructions: IF CUR_MONTHNUM = 01 then fill "December YEAR minus 2 years"
IF CUR_MONTHNUM = 02 then fill "January YEAR minus 1 year"
IF CUR_MONTHNUM = 03 then fill "February YEAR minus 1 year"
ELSEIF CUR_MONTHNUM = 04 then fill "March YEAR minus 1 year"
ELSEIF CUR_MONTHNUM = 05 then fill "April YEAR minus 1 year"
ELSEIF CUR_MONTHNUM = 06 then fill "May YEAR minus 1 year"
ELSEIF CUR_MONTHNUM = 07 then fill "June YEAR minus 1 year"
ELSEIF CUR_MONTHNUM = 08 then fill "July YEAR minus 1 year"
ELSEIF CUR_MONTHNUM = 09 then fill "August YEAR minus 1 year"
ELSEIF CUR_MONTHNUM = 10 then fill "September YEAR minus 1 year"
ELSEIF CUR_MONTHNUM = 11 then fill "October YEAR minus 1 year"
ELSEIF CUR_MONTHNUM = 12 then fill "November YEAR minus 1 year"

Fills: YOU_ANYONE

Instructions: IF NUMHOUSE = 1 then fill "you"
ELSE fill "you or anyone in your household"

Type: Enumerated

Length: 1

Answer List: TYesNo

Value:	Mnemonic:	Description:
1	Yes	Yes
2	No	No

Don't Know
 Refuse
 Empty

On Input
 On Output

Array:

Skip Instructions: 1: Goto R27_COST

```
2,DK,RF: IF Ask_T[16] = 1 then goto PSCATT16  
        ELSEIF Ask_H[02] = 1 then goto PSCATH02  
        ELSEIF Ask_H[03] = 1 then goto PSCATH03  
        ELSEIF Ask_H[04] = 1 then goto PSCATH04  
        ELSEIF Ask_H[05] = 1 then goto PSCATH05  
        ELSEIF Ask_H[06] = 1 then goto PSCATH06  
        ELSE goto END_POPGRP14
```

Instrument SAS Name: PSCATR27

Destination Data Set: POP14

R27_COST

Field

BSECT20C.BLP_POPGRP14.R27_COST

Description: Purchase price

Form Pane Label: Cost

SAS Name: R27_COST

Tag Name: R27_COST

Inherited Universe:

Universe: PSCATR27 = 1

Universe Description: HH did purchase admissions to sporting events in the last 12 months

Question Text: In the last 12 MONTHS, how much did ^YOU_YRCU last spend for admissions to sporting events?

Fills: YOU_YRCU

Instructions: IF NUMHOUSE = 1 then fill "you"
ELSE fill "your household"

Type: Integer

Length: 7

Min: 1

Max: 999999

Don't Know

Refuse

Empty

On Input

On Output

Array:

Special Instructions: Display a \$ and comma in the entry field

Skip Instructions: IF ENTRY lt 5 or gt 2500 then goto ERR1_R27COST

ELSE goto R27STORE

Instrument SAS Name: R27_COST

Destination Data Set: POP14

Check

ERR1_R27COST
BSECT20C.BLP_POPGRP14.ERR1_R27COST

Description: Out of Range Check

Inherited Universe:

Universe: (R27_COST lt 5 or R27_COST gt 2500) AND R27_COST <> DK AND R27_COST <>
RF

Universe Description:

Text: THE VALUE ENTERED IS UNUSUALLY HIGH OR LOW

PLEASE VERIFY AND IF CORRECT, ENTER ITEM LEVEL NOTE

Check Instructions:

Type: Soft

Skip Instructions: Suppress: Goto R27STORE

All others, go back to R27_COST

R27STORE

Field

BSECT20C.BLP_POPGRP14.R27STORE

Description: Where Purchased

Form Pane Label: Business

SAS Name: R27STORE

Tag Name: R27STORE

Inherited Universe:

Universe: PSCATR27 = 1

Universe Description: HH did purchase admissions to sporting events in the last 12 months

Question Text: What is the name of the stadium, arena, or sporting venue?

Type: String

Length: 45

Don't Know

Refuse

Empty

On Input

On Output

Array:

Skip Instructions: ENTRY: Goto R27LOC

```
DK,RF: IF Ask_T[16] = 1 then goto PSCATT16
      ELSEIF Ask_H[02] = 1 then goto PSCATH02
      ELSEIF Ask_H[03] = 1 then goto PSCATH03
      ELSEIF Ask_H[04] = 1 then goto PSCATH04
      ELSEIF Ask_H[05] = 1 then goto PSCATH05
      ELSEIF Ask_H[06] = 1 then goto PSCATH06
      ELSE goto END_POPGRP14
```

Instrument SAS Name: R27STORE

Destination Data Set: POP14

Field

R27LOC
BSECT20C.BLP_POPGRP14.R27LOC

Description: Purchase location - City

Form Pane Label: Location - City

SAS Name: R27LOC

Tag Name: R27LOC

Inherited Universe:

Universe: R27STORE = RESPONSE

Universe Description: R27STORE is not DK or RF

Question Text: In what city is ^R27STORE_Fill located?

Fills: R27STORE_Fill

Instructions: Fill entry from R27STORE

Type: String

Length: 45

- Don't Know
- Refuse
- Empty

- On Input
- On Output

Array:

Skip Instructions: Goto R27LOCST

Instrument SAS Name: R27LOC

Destination Data Set: POP14

R27LOCST

Field

BSECT20C.BLP_POPGRP14.R27LOCST

Description: Purchase location - State

Form Pane Label: State

SAS Name: R27LOCST

Tag Name: R27LOCST

Inherited Universe:

Universe: R27STORE = RESPONSE

Universe Description: R27STORE is not DK or RF

Help Screen: H_DESTCODE

Question Text: ? [F1]

In what state is ^R27STORE_Fill located?

[Enter the two character state abbreviation](#)

Fills: R27STORE_Fill

Instructions: Fill entry from R27STORE

Type: String

Length: 2

- Don't Know
- Refuse
- Empty

- On Input
- On Output

Array:

Special Instructions: Use answer type TState - STRING[2], display width 4

Skip Instructions: IF entry is not a valid state abbreviation then
goto CK_R27LOCST

ELSE goto R27DIR

Instrument SAS Name: R27LOCST

Destination Data Set: POP14

CK_R27LOCST

Check

BSECT20C.BLP_POPGRP14.CK_R27LOCST

Description: Not a valid state abbreviation

Inherited Universe:

Universe: (Entry in R27LOCST is not a valid state abbreviation) AND R27LOCST <> DK AND R27LOCST <> RF

Universe Description: State abbreviation entered is not valid

Text: * [Not a valid state abbreviation](#)

Check Instructions:

Type: Hard

Skip Instructions: Go back to R27LOCST

Field

R27DIR
BSECT20C.BLP_POPGRP14.R27DIR

Description: Direct or third party

Form Pane Label: Third Party?

SAS Name: R27DIR

Tag Name: R27DIR

Inherited Universe:

Universe: R27STORE = RESPONSE

Universe Description: R27STORE is not DK or RF

Question Text: Were the tickets purchased directly from ^R27STORE_Fill or from a third party?

Fills: R27STORE_Fill

Instructions: Fill entry from R27STORE

Type: Enumerated

Length: 1

Answer List: TDirectThird

Value:	Mnemonic:	Description:
1	Direct	Direct
2	Third	Third party

- Don't Know
- Refuse
- Empty

- On Input
- On Output

Array:

Skip Instructions: 1,DK,RF: Goto R27PURCH

2: Goto R27THRDP

Instrument SAS Name: R27DIR

Destination Data Set: POP14

R27THRDP

Field

BSECT20C.BLP_POPGRP14.R27THRDP

Description: 3rd party name

Form Pane Label: 3rd Party Name

SAS Name: R27THRDP

Tag Name: R27THRDP

Inherited Universe:

Universe: R27DIR = 2

Universe Description: Tickets were purchased from a third party

Question Text: What is the name of the company used to purchase the tickets?

✦ [Enter store, website, or company name](#)

Type: String

Length: 45

Don't Know

Refuse

Empty

On Input

On Output

Array:

Special Instructions: IF uppercase entry contains ".COM" then set R27PURCH = 1
and "keep" and "Show"

Skip Instructions: IF uppercase entry does not contain .COM and is not DK or RF
then goto R27PURCH

ELSEIF Ask_T[16] = 1 then goto PSCATT16

ELSEIF Ask_H[02] = 1 then goto PSCATH02

ELSEIF Ask_H[03] = 1 then goto PSCATH03

ELSEIF Ask_H[04] = 1 then goto PSCATH04

ELSEIF Ask_H[05] = 1 then goto PSCATH05

ELSEIF Ask_H[06] = 1 then goto PSCATH06

ELSE goto END_POPGRP14

Instrument SAS Name: R27THRDP

Destination Data Set: POP14

R27PURCH

Field

BSECT20C.BLP_POPGRP14.R27PURCH

Description: Purchased Online or in person

Form Pane Label: Online

SAS Name: R27PURCH

Tag Name: R27PURCH

Inherited Universe:

Universe: ((R27DIR = 1,DK or RF) and R27STORE = RESPONSE) OR
[(R27DIR = 2 AND R27THRDP = RESPONSE and
(Uppercase entry in R27THRDP does not contain ".COM"))]

Universe Description: (Tickets were purchased directly, DK or RF AND R27STORE is not DK or RF) OR
(Tickets were purchased from a 3rd party AND R27THRDP is not DK, RF or .COM)

Question Text: Was this paid for -

Type: Enumerated

Length: 1

Answer List: Tonline

Value:	Mnemonic:	Description:
1	Online	Online?
2	InPerson	In person?
3	MailTel	By mail or telephone order?
4	Other	Other

- Don't Know
- Refuse
- Empty

- On Input
- On Output

Array:

Special Instructions: Answer list descriptions for options 1-3 should be bold black

Skip Instructions: IF ENTRY = 2 and R27DIR = 2 then goto R27THDLC

ELSEIF Ask_T[16] = 1 then goto PSCATT16

```
ELSEIF Ask_H[02] = 1 then goto PSCATH02  
ELSEIF Ask_H[03] = 1 then goto PSCATH03  
ELSEIF Ask_H[04] = 1 then goto PSCATH04  
ELSEIF Ask_H[05] = 1 then goto PSCATH05  
ELSEIF Ask_H[06] = 1 then goto PSCATH06  
ELSE goto END_POPGRP14
```

Instrument SAS Name: R27PURCH

Destination Data Set: POP14

R27THDLC

Field

BSECT20C.BLP_POPGRP14.R27THDLC

Description: Purchase location - City

Form Pane Label: 3rd Party - City

SAS Name: R27THDLC

Tag Name: R27THDLC

Inherited Universe:

Universe: R27DIR = 2 and R27PURCH = 2

Universe Description: Tickets were purchased through a 3rd party and in person

Question Text: In what city is ^R27THRDP_Fill located?

Fills: R27THRDP_Fill

Instructions: Fill entry in R27THRDP

Type: String

Length: 45

- Don't Know
- Refuse
- Empty

- On Input
- On Output

Array:

Skip Instructions: Goto R27THDST

Instrument SAS Name: R27THDLC

Destination Data Set: POP14

Field

R27THDST
BSECT20C.BLP_POPGRP14.R27THDST

Description: Purchase location - State

Form Pane Label: 3rd Party State

SAS Name: R27THDST

Tag Name: R27THDST

Inherited Universe:

Universe: R27DIR = 2 and R27PURCH = 2

Universe Description: Tickets were purchased through a 3rd party and in person

Help Screen: H_DESTCODE

Question Text: ? [F1]

In what state is ^R27THRDP_Fill located?

Enter the two character state abbreviation

Fills: R27THRDP_Fill

Instructions: Fill entry in R27THRDP

Type: String

Length: 2

- Don't Know
- Refuse
- Empty

- On Input
- On Output

Array:

Special Instructions: Use answer type TState - STRING[2], display width 4

Skip Instructions: IF entry is not a valid state abbreviation then
goto CK_R27THDST

ELSEIF Ask_T[16] = 1 then goto PSCATT16
ELSEIF Ask_H[02] = 1 then goto PSCATH02
ELSEIF Ask_H[03] = 1 then goto PSCATH03
ELSEIF Ask_H[04] = 1 then goto PSCATH04

```
ELSEIF Ask_H[05] = 1 then goto PSCATH05  
ELSEIF Ask_H[06] = 1 then goto PSCATH06  
ELSE goto END_POPGRP14
```

Instrument SAS Name: R27THDST

Destination Data Set: POP14

Check

CK_R27THDST
BSECT20C.BLP_POPGRP14.CK_R27THDST

Description: Not a valid state abbreviation

Inherited Universe:

Universe: (Entry in R27THDST is not a valid state abbreviation) AND R27THDST <> DK AND R27THDST <> RF

Universe Description: State abbreviation entered is not valid

Text: * [Not a valid state abbreviation](#)

Check Instructions:

Type: Hard

Skip Instructions: Go back to R27THDST

PSCATT16

Field

BSECT20C.BLP_POPGRP14.PSCATT16

Description: Had any expenses for automobile service clubs in the last 12 months

Form Pane Label: Auto Clubs

SAS Name: PSCATT16

Tag Name: PSCATT16

Inherited Universe:

Universe: Ask_T[16] = yes

Universe Description: Automobile service clubs not selected in 12C

Question Text: ^PSCATT16Intro_Fill have ^YOU_ANYONE had any expenses for automobile service clubs?

Fills: PSCATT16Intro_Fill

Instructions: If PSCATR27 = EMPTY then fill "Now, please think about the last 12 months, since the first of ^TwelveMonthsAgo"
ELSE fill "In the last 12 MONTHS,"

Fills: TwelveMonthsAgo

Instructions: IF CUR_MONTHNUM = 01 then fill "December YEAR minus 2 years"
IF CUR_MONTHNUM = 02 then fill "January YEAR minus 1 year"
IF CUR_MONTHNUM = 03 then fill "February YEAR minus 1 year"
ELSEIF CUR_MONTHNUM = 04 then fill "March YEAR minus 1 year"
ELSEIF CUR_MONTHNUM = 05 then fill "April YEAR minus 1 year"
ELSEIF CUR_MONTHNUM = 06 then fill "May YEAR minus 1 year"
ELSEIF CUR_MONTHNUM = 07 then fill "June YEAR minus 1 year"
ELSEIF CUR_MONTHNUM = 08 then fill "July YEAR minus 1 year"
ELSEIF CUR_MONTHNUM = 09 then fill "August YEAR minus 1 year"
ELSEIF CUR_MONTHNUM = 10 then fill "September YEAR minus 1 year"
ELSEIF CUR_MONTHNUM = 11 then fill "October YEAR minus 1 year"
ELSEIF CUR_MONTHNUM = 12 then fill "November YEAR minus 1 year"

Fills: YOU_ANYONE

Instructions: IF NUMHOUSE = 1 then fill "you"
ELSE fill "you or anyone in your household"

Type: Enumerated

Length: 1

Answer List: TYesNo

Value:	Mnemonic:	Description:
1	Yes	Yes
2	No	No

- Don't Know
- Refuse
- Empty

- On Input
- On Output

Array:

Skip Instructions: 1: Goto T16_COST

```
2,DK,RF: IF Ask_H[02] = 1 then goto PSCATH02
          ELSEIF Ask_H[03] = 1 then goto PSCATH03
          ELSEIF Ask_H[04] = 1 then goto PSCATH04
          ELSEIF Ask_H[05] = 1 then goto PSCATH05
          ELSEIF Ask_H[06] = 1 then goto PSCATH06
          ELSE goto END_POPGRP14
```

Instrument SAS Name: PSCATT16

Destination Data Set: POP14

T16_COST

Field

BSECT20C.BLP_POPGRP14.T16_COST

Description: Purchase price

Form Pane Label: Cost

SAS Name: T16_COST

Tag Name: T16_COST

Inherited Universe:

Universe: PSCATT16 = 1

Universe Description: HH did have expenses for automobile service clubs in the last 12 months

Question Text: In the last 12 MONTHS, how much was ^YR_YRCUS last expense for automobile service clubs?

Fills: YR_YRCUS

Instructions: IF NUMHOUSE = 1 then fill "your"
ELSE fill "your household's"

Type: Integer

Length: 7

Min: 1

Max: 999999

Don't Know

Refuse

Empty

On Input

On Output

Array:

Special Instructions: Display a \$ and comma in the entry field

Skip Instructions: IF ENTRY lt 6 or gt 155 then goto ERR1_T16COST

ELSE goto T16STORE

Instrument SAS Name: T16_COST

Destination Data Set: POP14

Check

ERR1_T16COST
BSECT20C.BLP_POPGRP14.ERR1_T16COST

Description: Out of Range Check

Inherited Universe:

Universe: (T16_COST lt 6 or T16_COST gt 155) AND T16_COST <> DK AND T16_COST <>
RF

Universe Description:

Text: THE VALUE ENTERED IS UNUSUALLY HIGH OR LOW

PLEASE VERIFY AND IF CORRECT, ENTER ITEM LEVEL NOTE

Check Instructions:

Type: Soft

Skip Instructions: Suppress: Goto T16STORE

All others, go back to T16_COST

T16STORE

Field

BSECT20C.BLP_POPGRP14.T16STORE

Description: Where Purchased

Form Pane Label: Business

SAS Name: T16STORE

Tag Name: T16STORE

Inherited Universe:

Universe: PSCATT16 = 1

Universe Description: HH did have expenses for automobile service clubs in the last 12 months

Question Text: What is the name of the business where ^YOU_YRCU had this expense?

✦ Enter store, website, or company name

Fills: YOU_YRCU

Instructions: IF NUMHOUSE = 1 then fill "you"
ELSE fill "your household"

Type: String

Length: 45

Don't Know

Refuse

Empty

On Input

On Output

Array:

Special Instructions: IF uppercase entry contains ".COM" then set T16PURCH = 1
and "keep" and "Show"

Skip Instructions: IF uppercase entry does not contains ".COM" and is not a DK
or RF then goto T16PURCH

ELSEIF Ask_H[02] = 1 then goto PSCATH02

ELSEIF Ask_H[03] = 1 then goto PSCATH03

ELSEIF Ask_H[04] = 1 then goto PSCATH04

ELSEIF Ask_H[05] = 1 then goto PSCATH05

ELSEIF Ask_H[06] = 1 then goto PSCATH06

ELSE goto END_POPGRP14

Instrument SAS Name: T16STORE

Destination Data Set: POP14

T16PURCH

Field

BSECT20C.BLP_POPGRP14.T16PURCH

Description: Paid for Online or in person

Form Pane Label: Online

SAS Name: T16PURCH

Tag Name: T16PURCH

Inherited Universe:

Universe: T16STORE = RESPONSE and
(Uppercase entry in T16STORE does not contain ".COM")

Universe Description: Business name is not DK, RF or .COM

Question Text: Was this paid for -

Type: Enumerated

Length: 1

Answer List: Tonline

Value:	Mnemonic:	Description:
1	Online	Online?
2	InPerson	In person?
3	MailTel	By mail or telephone order?
4	Other	Other

- Don't Know
- Refuse
- Empty

- On Input
- On Output

Array:

Special Instructions: Answer list descriptions for options 1-3 should be bold black

Skip Instructions: 1,3,4,DK,RF: IF Ask_H[02] = 1 then goto PSCATH02
ELSEIF Ask_H[03] = 1 then goto PSCATH03
ELSEIF Ask_H[04] = 1 then goto PSCATH04
ELSEIF Ask_H[05] = 1 then goto PSCATH05
ELSEIF Ask_H[06] = 1 then goto PSCATH06

ELSE goto END_POPGRP14

2: Goto T16LOC

Instrument SAS Name: T16PURCH

Destination Data Set: POP14

T16LOC

Field

BSECT20C.BLP_POPGRP14.T16LOC

Description: Purchase location - City

Form Pane Label: Location - City

SAS Name: T16LOC

Tag Name: T16LOC

Inherited Universe:

Universe: T16PURCH = 2

Universe Description: Paid for in person

Question Text: In what city is ^T16STORE_Fill located?

Fills: T16STORE_Fill

Instructions: Fill entry from T16STORE

Type: String

Length: 45

- Don't Know
- Refuse
- Empty

- On Input
- On Output

Array:

Skip Instructions: Goto T16LOCST

Instrument SAS Name: T16LOC

Destination Data Set: POP14

Field

T16LOCST
BSECT20C.BLP_POPGRP14.T16LOCST

Description: Purchase location - State

Form Pane Label: State

SAS Name: T16LOCST

Tag Name: T16LOCST

Inherited Universe:

Universe: T16PURCH = 2

Universe Description: Paid for in person

Help Screen: H_DESTCODE

Question Text: ? [F1]

In what state is ^T16STORE_Fill located?

Enter the two character state abbreviation

Fills: T16STORE_Fill

Instructions: Fill entry from T16STORE

Type: String

Length: 2

- Don't Know
- Refuse
- Empty

- On Input
- On Output

Array:

Special Instructions: Use answer type TState - STRING[2], display width 4

Skip Instructions: IF entry is not a valid state abbreviation then
goto CK_T16LOCST

ELSEIF Ask_H[02] = 1 then goto PSCATH02
ELSEIF Ask_H[03] = 1 then goto PSCATH03
ELSEIF Ask_H[04] = 1 then goto PSCATH04
ELSEIF Ask_H[05] = 1 then goto PSCATH05

```
ELSEIF Ask_H[06] = 1 then goto PSCATH06  
ELSE goto END_POPGRP14
```

Instrument SAS Name: T16LOCST

Destination Data Set: POP14

Check

CK_T16LOCST
BSECT20C.BLP_POPGRP14.CK_T16LOCST

Description: Not a valid state abbreviation

Inherited Universe:

Universe: (Entry in T16LOCST is not a valid state abbreviation) AND T16LOCST <> DK AND T16LOCST <> RF

Universe Description: State abbreviation entered is not valid

Text: * [Not a valid state abbreviation](#)

Check Instructions:

Type: Hard

Skip Instructions: Go back to T16LOCST

PSCATH02

Field

BSECT20C.BLP_POPGRP14.PSCATH02

Description: Had any expenses for lodging away from home in the last 12 months

Form Pane Label: Lodging

SAS Name: PSCATH02

Tag Name: PSCATH02

Inherited Universe:

Universe: Ask_H[02] = yes

Universe Description: Hotels, motels, cottages, trailer camps, or other lodging not selected in 18B or 18F

Question Text: ^PSCATH02Intro_Fill have ^YOU_ANYONE had any expenses for lodging while away from home such as hotels, motels, or vacation rentals?

Fills: PSCATH02Intro_Fill

Instructions: If PSCATR27 = EMPTY AND PSCATT16 = EMPTY then fill "Now, please think about the last 12 months, since the first of ^TwelveMonthsAgo"
ELSE fill "In the last 12 MONTHS,"

Fills: TwelveMonthsAgo

Instructions: IF CUR_MONTHNUM = 01 then fill "December YEAR minus 2 years"
IF CUR_MONTHNUM = 02 then fill "January YEAR minus 1 year"
IF CUR_MONTHNUM = 03 then fill "February YEAR minus 1 year"
ELSEIF CUR_MONTHNUM = 04 then fill "March YEAR minus 1 year"
ELSEIF CUR_MONTHNUM = 05 then fill "April YEAR minus 1 year"
ELSEIF CUR_MONTHNUM = 06 then fill "May YEAR minus 1 year"
ELSEIF CUR_MONTHNUM = 07 then fill "June YEAR minus 1 year"
ELSEIF CUR_MONTHNUM = 08 then fill "July YEAR minus 1 year"
ELSEIF CUR_MONTHNUM = 09 then fill "August YEAR minus 1 year"
ELSEIF CUR_MONTHNUM = 10 then fill "September YEAR minus 1 year"
ELSEIF CUR_MONTHNUM = 11 then fill "October YEAR minus 1 year"
ELSEIF CUR_MONTHNUM = 12 then fill "November YEAR minus 1 year"

Fills: YOU_ANYONE

Instructions: IF NUMHOUSE = 1 then fill "you"
ELSE fill "you or anyone in your household"

Type: Enumerated

Length: 1

Answer List: TYesNo

Value:	Mnemonic:	Description:
1	Yes	Yes
2	No	No

- Don't Know
- Refuse
- Empty

- On Input
- On Output

Array:

Skip Instructions: 1: Goto H02_COST

2,DK,RF: IF Ask_H[03] = 1 then goto PSCATH03
ELSEIF Ask_H[04] = 1 then goto PSCATH04
ELSEIF Ask_H[05] = 1 then goto PSCATH05
ELSEIF Ask_H[06] = 1 then goto PSCATH06
ELSE goto END_POPGRP14

Instrument SAS Name: PSCATH02

Destination Data Set: POP14

H02_COST

Field

BSECT20C.BLP_POPGRP14.H02_COST

Description: Purchase price

Form Pane Label: Cost

SAS Name: H02_COST

Tag Name: H02_COST

Inherited Universe:

Universe: PSCATH02 = 1

Universe Description: HH did have expenses for lodging away from home in the last 12 months

Question Text: In the last 12 MONTHS, how much was ^YR_YRCUS last expense for lodging away from home such as hotels, motels, or vacation rentals?

Fills: YR_YRCUS

Instructions: IF NUMHOUSE = 1 then fill "your"
ELSE fill "your household's"

Type: Integer

Length: 7

Min: 1

Max: 999999

Don't Know

Refuse

Empty

On Input

On Output

Array:

Special Instructions: Display a \$ and comma in the entry field

Skip Instructions: IF ENTRY lt 5 or gt 1200 then goto ERR1_H02COST

ELSE goto H02STORE

Instrument SAS Name: H02_COST

Destination Data Set: POP14

Check

ERR1_H02COST
BSECT20C.BLP_POPGRP14.ERR1_H02COST

Description: Out of Range Check

Inherited Universe:

Universe: (H02_COST lt 5 or H02_COST gt 1200) AND H02_COST <> DK AND H02_COST <> RF

Universe Description:

Text: THE VALUE ENTERED IS UNUSUALLY HIGH OR LOW

PLEASE VERIFY AND IF CORRECT, ENTER ITEM LEVEL NOTE

Check Instructions:

Type: Soft

Skip Instructions: Suppress: Goto H02STORE

All others, go back to H02_COST

H02STORE

Field

BSECT20C.BLP_POPGRP14.H02STORE

Description: Where Purchased

Form Pane Label: Hotel Name

SAS Name: H02STORE

Tag Name: H02STORE

Inherited Universe:

Universe: PSCATH02 = 1

Universe Description: HH did have expenses for lodging away from home in the last 12 months

Question Text: What is the name of the hotel or place that you stayed?

Type: String

Length: 45

Don't Know

Refuse

Empty

On Input

On Output

Array:

Skip Instructions: RESPONSE: Goto H02LOC

```
DK,RF: IF Ask_H[03] = 1 then goto PSCATH03
      ELSEIF Ask_H[04] = 1 then goto PSCATH04
      ELSEIF Ask_H[05] = 1 then goto PSCATH05
      ELSEIF Ask_H[06] = 1 then goto PSCATH06
      ELSE goto END_POPGRP14
```

Instrument SAS Name: H02STORE

Destination Data Set: POP14

Field

H02LOC
BSECT20C.BLP_POPGRP14.H02LOC

Description: Purchase location - City

Form Pane Label: Location - City

SAS Name: H02LOC

Tag Name: H02LOC

Inherited Universe:

Universe: H02STORE = RESPONSE

Universe Description: H02STORE is not DK or RF

Question Text: In what city did you stay?

Type: String

Length: 45

- Don't Know
- Refuse
- Empty

- On Input
- On Output

Array:

Skip Instructions: Goto H02LOCST

Instrument SAS Name: H02LOC

Destination Data Set: POP14

H02LOCST

Field

BSECT20C.BLP_POPGRP14.H02LOCST

Description: Purchase location - State

Form Pane Label: State

SAS Name: H02LOCST

Tag Name: H02LOCST

Inherited Universe:

Universe: H02STORE = RESPONSE

Universe Description: H02STORE is not DK or RF

Help Screen: H_DESTCODE

Question Text: ? [F1]

In what state did you stay?

[Enter the two character state abbreviation](#)

Type: String

Length: 2

Don't Know

Refuse

Empty

On Input

On Output

Array:

Special Instructions: Use answer type TState - STRING[2], display width 4

Skip Instructions: IF entry is not a valid state abbreviation then
goto CK_H02LOCST

ELSE goto H02DIR

Instrument SAS Name: H02LOCST

Destination Data Set: POP14

Check

CK_H02LOCST
BSECT20C.BLP_POPGRP14.CK_H02LOCST

Description: Not a valid state abbreviation

Inherited Universe:

Universe: (Entry in H02LOCST is not a valid state abbreviation) AND H02LOCST <> DK AND H02LOCST <> RF

Universe Description: State abbreviation entered is not valid

Text: * [Not a valid state abbreviation](#)

Check Instructions:

Type: Hard

Skip Instructions: Go back to H02LOCST

H02DIR

Field

BSECT20C.BLP_POPGRP14.H02DIR

Description: Direct or third party

Form Pane Label: Third Party?

SAS Name: H02DIR

Tag Name: H02DIR

Inherited Universe:

Universe: H02STORE = RESPONSE

Universe Description: H02STORE is not DK or RF

Question Text: Was the reservation made directly from ^H02STORE_Fill or from a third party?

Fills: H02STORE_Fill

Instructions: Fill entry from H02STORE

Type: Enumerated

Length: 1

Answer List: TDirectThird

Value:	Mnemonic:	Description:
1	Direct	Direct
2	Third	Third party

- Don't Know
- Refuse
- Empty

- On Input
- On Output

Array:

Skip Instructions: 1,DK,RF: Goto H02PURCH

2: Goto H02THRDP

Instrument SAS Name: H02DIR

Destination Data Set: POP14

Field

H02THRDP

BSECT20C.BLP_POPGRP14.H02THRDP

Description: 3rd party name

Form Pane Label: 3rd Party Name

SAS Name: H02THRDP

Tag Name: H02THRDP

Inherited Universe:

Universe: H02DIR = 2

Universe Description: Reservations were made through a third party

Question Text: What is the name of the company used to make the reservation?

✦ Enter store, website, or company name

Type: String

Length: 45

Don't Know

Refuse

Empty

On Input

On Output

Array:

Special Instructions: IF uppercase entry contains ".COM" then set H02PURCH = 1
and "keep" and "Show"

Skip Instructions: IF uppercase entry does not contain .COM and is not DK or RF
then goto H02PURCH

ELSEIF Ask_H[03] = 1 then goto PSCATH03

ELSEIF Ask_H[04] = 1 then goto PSCATH04

ELSEIF Ask_H[05] = 1 then goto PSCATH05

ELSEIF Ask_H[06] = 1 then goto PSCATH06

ELSE goto END_POPGRP14

Instrument SAS Name: R27THRDP

Destination Data Set: POP14

H02PURCH

Field

BSECT20C.BLP_POPGRP14.H02PURCH

Description: Paid for Online or in person

Form Pane Label: Online

SAS Name: H02PURCH

Tag Name: H02PURCH

Inherited Universe:

Universe: ((H02DIR = 1,DK or RF) and H02STORE = RESPONSE) OR
[(H02DIR = 2 AND H02THRDP = RESPONSE and
Uppercase entry in H02THRDP does not contain ".COM")]

Universe Description: (reservations were made directly, DK or RF AND H02STORE is not DK or RF) OR
(reservations were made from a 3rd party AND H02THRDP is not DK, RF or .COM)

Question Text: Was this paid for -

Type: Enumerated

Length: 1

Answer List: Tonline

Value:	Mnemonic:	Description:
1	Online	Online?
2	InPerson	In person?
3	MailTel	By mail or telephone order?
4	Other	Other

Don't Know

Refuse

Empty

On Input

On Output

Array:

Special Instructions: Answer list descriptions for options 1-3 should be bold black

Skip Instructions: IF ENTRY = 2 and H02DIR = 2 then goto H02THDLC

ELSEIF Ask_H[03] = 1 then goto PSCATH03

```
ELSEIF Ask_H[04] = 1 then goto PSCATH04  
ELSEIF Ask_H[05] = 1 then goto PSCATH05  
ELSEIF Ask_H[06] = 1 then goto PSCATH06  
ELSE goto END_POPGRP14
```

Instrument SAS Name: H02PURCH

Destination Data Set: POP14

H02THDLC

Field

BSECT20C.BLP_POPGRP14.H02THDLC

Description: Purchase location - City

Form Pane Label: 3rd Party - City

SAS Name: H02THDLC

Tag Name: H02THDLC

Inherited Universe:

Universe: H02DIR = 2 and H02PURCH = 2

Universe Description: Reservations were made in person through a 3rd party

Question Text: In what city is ^H02THRDP_Fill located?

Fills: H02THRDP_Fill

Instructions: Fill entry in H02THRDP

Type: String

Length: 45

- Don't Know
- Refuse
- Empty

- On Input
- On Output

Array:

Skip Instructions: Goto H02THDST

Instrument SAS Name: H02THDLC

Destination Data Set: POP14

Field

H02THDST
BSECT20C.BLP_POPGRP14.H02THDST

Description: Purchase location - State

Form Pane Label: 3rd Party State

SAS Name: H02THDST

Tag Name: H02THDST

Inherited Universe:

Universe: H02DIR = 2 and H02PURCH = 2

Universe Description: Reservations were made in person through a 3rd party

Help Screen: H_DESTCODE

Question Text: ? [F1]

In what state is ^H02THRDP_Fill located?

Enter the two character state abbreviation

Fills: H02THRDP_Fill

Instructions: Fill entry in H02THRDP

Type: String

Length: 2

- Don't Know
- Refuse
- Empty

- On Input
- On Output

Array:

Special Instructions: Use answer type TState - STRING[2], display width 4

Skip Instructions: IF entry is not a valid state abbreviation then
goto CK_H02THDST

ELSEIF Ask_H[03] = 1 then goto PSCATH03
ELSEIF Ask_H[04] = 1 then goto PSCATH04
ELSEIF Ask_H[05] = 1 then goto PSCATH05
ELSEIF Ask_H[06] = 1 then goto PSCATH06

ELSE goto END_POPGRP14

Instrument SAS Name: H02THDST

Destination Data Set: POP14

Check

CK_H02THDST
BSECT20C.BLP_POPGRP14.CK_H02THDST

Description: Not a valid state abbreviation

Inherited Universe:

Universe: (Entry in H02THDST is not a valid state abbreviation) AND H02THDST <> DK AND H02THDST <> RF

Universe Description: State abbreviation entered is not valid

Text: * [Not a valid state abbreviation](#)

Check Instructions:

Type: Hard

Skip Instructions: Go back to H02THDST

PSCATH03

Field

BSECT20C.BLP_POPGRP14.PSCATH03

Description: Had any expenses for fuel oil in the last 12 months

Form Pane Label: Fuel Oil

SAS Name: PSCATH03

Tag Name: PSCATH03

Inherited Universe:

Universe: Ask_H[03] = yes

Universe Description: Fuel oil not selected in 4C

Question Text: ^PSCATH03Intro_Fill have ^YOU_ANYONE had any expenses for fuel oil for household heating?

Fills: PSCATH03Intro_Fill

Instructions: If PSCATR27 = EMPTY AND PSCATT16 = EMPTY AND PSCATH02 = EMPTY then fill "Now, please think about the last 12 months, since the first of ^TwelveMonthsAgo"
ELSE fill "In the last 12 MONTHS,"

Fills: TwelveMonthsAgo

Instructions: IF CUR_MONTHNUM = 01 then fill "December YEAR minus 2 years"
IF CUR_MONTHNUM = 02 then fill "January YEAR minus 1 year"
IF CUR_MONTHNUM = 03 then fill "February YEAR minus 1 year"
ELSEIF CUR_MONTHNUM = 04 then fill "March YEAR minus 1 year"
ELSEIF CUR_MONTHNUM = 05 then fill "April YEAR minus 1 year"
ELSEIF CUR_MONTHNUM = 06 then fill "May YEAR minus 1 year"
ELSEIF CUR_MONTHNUM = 07 then fill "June YEAR minus 1 year"
ELSEIF CUR_MONTHNUM = 08 then fill "July YEAR minus 1 year"
ELSEIF CUR_MONTHNUM = 09 then fill "August YEAR minus 1 year"
ELSEIF CUR_MONTHNUM = 10 then fill "September YEAR minus 1 year"
ELSEIF CUR_MONTHNUM = 11 then fill "October YEAR minus 1 year"
ELSEIF CUR_MONTHNUM = 12 then fill "November YEAR minus 1 year"

Fills: YOU_ANYONE

Instructions: IF NUMHOUSE = 1 then fill "you"
ELSE fill "you or anyone in your household"

Type: Enumerated

Length: 1

Answer List: TYesNo

Value:	Mnemonic:	Description:
1	Yes	Yes
2	No	No

- Don't Know
- Refuse
- Empty

- On Input
- On Output

Array:

Skip Instructions: 1: Goto H03_COST

2,DK,RF: IF Ask_H[04] = 1 then goto PSCATH04
ELSEIF Ask_H[05] = 1 then goto PSCATH05
ELSEIF Ask_H[06] = 1 then goto PSCATH06
ELSE goto END_POPGRP14

Instrument SAS Name: PSCATH03

Destination Data Set: POP14

H03_COST

Field

BSECT20C.BLP_POPGRP14.H03_COST

Description: Purchase price

Form Pane Label: Cost

SAS Name: H03_COST

Tag Name: H03_COST

Inherited Universe:

Universe: PSCATH03 = 1

Universe Description: HH have expenses for fuel oil in the last 12 months

Question Text: In the last 12 MONTHS, how much was ^YR_YRCUS last expense for fuel oil for household heating?

Fills: YR_YRCUS

Instructions: IF NUMHOUSE = 1 then fill "your"
ELSE fill "your household's"

Type: Integer

Length: 7

Min: 1

Max: 999999

Don't Know

Refuse

Empty

On Input

On Output

Array:

Special Instructions: Display a \$ and comma in the entry field

Skip Instructions: IF ENTRY lt 34 or gt 722 then goto ERR1_H03COST

ELSE goto H03STORE

Instrument SAS Name: H03_COST

Destination Data Set: POP14

Check

ERR1_H03COST
BSECT20C.BLP_POPGRP14.ERR1_H03COST

Description: Out of Range Check

Inherited Universe:

Universe: (H03_COST lt 34 or H03_COST gt 722) AND H03_COST <> DK AND H03_COST <> RF

Universe Description:

Text: THE VALUE ENTERED IS UNUSUALLY HIGH OR LOW

PLEASE VERIFY AND IF CORRECT, ENTER ITEM LEVEL NOTE

Check Instructions:

Type: Soft

Skip Instructions: Suppress: Goto H03STORE

All others, go back to H03_COST

H03STORE

Field

BSECT20C.BLP_POPGRP14.H03STORE

Description: Where Purchased

Form Pane Label: Business

SAS Name: H03STORE

Tag Name: H03STORE

Inherited Universe:

Universe: PSCATH03 = 1

Universe Description: HH have expenses for fuel oil in the last 12 months

Question Text: What is the name of the business where ^YOU_YRCU had this expense?

✦ Enter store, website, or company name

Fills: YOU_YRCU

Instructions: IF NUMHOUSE = 1 then fill "you"
ELSE fill "your household"

Type: String

Length: 45

Don't Know

Refuse

Empty

On Input

On Output

Array:

Special Instructions: IF uppercase entry contains ".COM" then set H03PURCH = 1
and "keep" and "Show"

Skip Instructions: IF uppercase entry does not contains ".COM" and is not a DK
or RF then goto H03PURCH

ELSEIF Ask_H[04] = 1 then goto PSCATH04

ELSEIF Ask_H[05] = 1 then goto PSCATH05

ELSEIF Ask_H[06] = 1 then goto PSCATH06

ELSE goto END_POPGRP14

Instrument SAS Name: H03STORE

Destination Data Set: POP14

H03PURCH

Field

BSECT20C.BLP_POPGRP14.H03PURCH

Description: Paid for Online or in person

Form Pane Label: Online

SAS Name: H03PURCH

Tag Name: H03PURCH

Inherited Universe:

Universe: H03STORE = RESPONSE and
(Uppercase entry in H03STORE does not contain ".COM")

Universe Description: Business name is not DK, RF or .COM

Question Text: Was this paid for -

Type: Enumerated

Length: 1

Answer List: Tonline

Value:	Mnemonic:	Description:
1	Online	Online?
2	InPerson	In person?
3	MailTel	By mail or telephone order?
4	Other	Other

- Don't Know
- Refuse
- Empty

- On Input
- On Output

Array:

Special Instructions: Answer list descriptions for options 1-3 should be bold black

Skip Instructions: 1,3,4,DK,RF: IF Ask_H[04] = 1 then goto PSCATH04
ELSEIF Ask_H[05] = 1 then goto PSCATH05
ELSEIF Ask_H[06] = 1 then goto PSCATH06
ELSE goto END_POPGRP14

2: Goto H03LOC

Instrument SAS Name: H03PURCH

Destination Data Set: POP14

H03LOC

Field

BSECT20C.BLP_POPGRP14.H03LOC

Description: Purchase location - City

Form Pane Label: Location - City

SAS Name: H03LOC

Tag Name: H03LOC

Inherited Universe:

Universe: H03PURCH = 2

Universe Description: Paid for in person

Question Text: In what city is ^H03STORE_Fill located?

Fills: H03STORE_Fill

Instructions: Fill entry in H03STORE

Type: String

Length: 45

Don't Know
 Refuse
 Empty

On Input
 On Output

Array:

Skip Instructions: Goto H03LOCST

Instrument SAS Name: H03LOC

Destination Data Set: POP14

Field

H03LOCST
BSECT20C.BLP_POPGRP14.H03LOCST

Description: Purchase location - State

Form Pane Label: State

SAS Name: H03LOCST

Tag Name: H03LOCST

Inherited Universe:

Universe: H03PURCH = 2

Universe Description: Paid for in person

Help Screen: H_DESTCODE

Question Text: ? [F1]

In what state is ^H03STORE_Fill located?

Enter the two character state abbreviation

Fills: H03STORE_Fill

Instructions: Fill entry in H03STORE

Type: String

Length: 2

Don't Know
 Refuse
 Empty

On Input
 On Output

Array:

Special Instructions: Use answer type TState - STRING[2], display width 4

Skip Instructions: IF entry is not a valid state abbreviation then
goto CK_H03LOCST

ELSEIF Ask_H[04] = 1 then goto PSCATH04
ELSEIF Ask_H[05] = 1 then goto PSCATH05
ELSEIF Ask_H[06] = 1 then goto PSCATH06
ELSE goto END_POPGRP14

Instrument SAS Name: H03LOCST

Destination Data Set: POP14

Check

CK_H03LOCST
BSECT20C.BLP_POPGRP14.CK_H03LOCST

Description: Not a valid state abbreviation

Inherited Universe:

Universe: (Entry in H03LOCST is not a valid state abbreviation) AND H03LOCST <> DK AND H03LOCST <> RF

Universe Description: State abbreviation entered is not valid

Text: * [Not a valid state abbreviation](#)

Check Instructions:

Type: Hard

Skip Instructions: Go back to H03LOCST

PSCATH04

Field

BSECT20C.BLP_POPGRP14.PSCATH04

Description: Had any expenses for propane, firewood, coal, or charcoal used in the last 12 month

Form Pane Label: Prop, Wood, Coal

SAS Name: PSCATH04

Tag Name: PSCATH04

Inherited Universe:

Universe: Ask_H[04] = yes

Universe Description: Bottled or tank gas or other fuels not selected in 4C

Question Text: ^PSCATH04Intro_Fill have ^YOU_ANYONE had any expenses for propane, firewood, coal, or charcoal used for household heating or cooking?

Fills: PSCATH04Intro_Fill

Instructions: If PSCATR27 = EMPTY AND PSCATT16 = EMPTY AND PSCATH02 = EMPTY AND PSCATH03 = EMPTY then fill "Now, please think about the last 12 months, since the first of ^TwelveMonthsAgo"
ELSE fill "In the last 12 MONTHS,"

Fills: TwelveMonthsAgo

Instructions: IF CUR_MONTHNUM = 01 then fill "December YEAR minus 2 years"
IF CUR_MONTHNUM = 02 then fill "January YEAR minus 1 year"
IF CUR_MONTHNUM = 03 then fill "February YEAR minus 1 year"
ELSEIF CUR_MONTHNUM = 04 then fill "March YEAR minus 1 year"
ELSEIF CUR_MONTHNUM = 05 then fill "April YEAR minus 1 year"
ELSEIF CUR_MONTHNUM = 06 then fill "May YEAR minus 1 year"
ELSEIF CUR_MONTHNUM = 07 then fill "June YEAR minus 1 year"
ELSEIF CUR_MONTHNUM = 08 then fill "July YEAR minus 1 year"
ELSEIF CUR_MONTHNUM = 09 then fill "August YEAR minus 1 year"
ELSEIF CUR_MONTHNUM = 10 then fill "September YEAR minus 1 year"
ELSEIF CUR_MONTHNUM = 11 then fill "October YEAR minus 1 year"
ELSEIF CUR_MONTHNUM = 12 then fill "November YEAR minus 1 year"

Fills: YOU_ANYONE

Instructions: IF NUMHOUSE = 1 then fill "you"
ELSE fill "you or anyone in your household"

Type: Enumerated

Length: 1

Answer List: TYesNo

Value:	Mnemonic:	Description:
1	Yes	Yes
2	No	No

- Don't Know
- Refuse
- Empty

- On Input
- On Output

Array:

Skip Instructions: 1: Goto H04_COST

2,DK,RF: IF Ask_H[05] = 1 then goto PSCATH05
ELSEIF Ask_H[06] = 1 then goto PSCATH06
ELSE goto END_POPGRP14

Instrument SAS Name: PSCATH04

Destination Data Set: POP14

H04_COST

Field

BSECT20C.BLP_POPGRP14.H04_COST

Description: Purchase price

Form Pane Label: Cost

SAS Name: H04_COST

Tag Name: H04_COST

Inherited Universe:

Universe: PSCATH04 = 1

Universe Description: HH did have expenses for propane, firewood, coal, or charcoal in the last 12 months

Question Text: In the last 12 MONTHS, how much was ^YR_YRCUS last expense for propane, firewood, coal, or charcoal used for household heating or cooking?

Fills: YR_YRCUS

Instructions: IF NUMHOUSE = 1 then fill "your"
ELSE fill "your household's"

Type: Integer

Length: 7

Min: 1

Max: 999999

Don't Know

Refuse

Empty

On Input

On Output

Array:

Special Instructions: Display a \$ and comma in the entry field

Skip Instructions: IF ENTRY lt 7 or gt 700 then goto ERR1_H04COST

ELSE goto H04STORE

Instrument SAS Name: H04_COST

Destination Data Set: POP14

Check

ERR1_H04COST
BSECT20C.BLP_POPGRP14.ERR1_H04COST

Description: Out of Range Check

Inherited Universe:

Universe: (H04_COST lt 7 or H04_COST gt 700) AND H04_COST <> DK AND H04_COST <>
RF

Universe Description:

Text: THE VALUE ENTERED IS UNUSUALLY HIGH OR LOW

PLEASE VERIFY AND IF CORRECT, ENTER ITEM LEVEL NOTE

Check Instructions:

Type: Soft

Skip Instructions: Suppress: Goto H04STORE

All others, go back to H04_COST

H04STORE

Field

BSECT20C.BLP_POPGRP14.H04STORE

Description: Where Purchased

Form Pane Label: Business

SAS Name: H04STORE

Tag Name: H04STORE

Inherited Universe:

Universe: PSCATH04 = 1

Universe Description: HH did have expenses for propane, firewood, coal, or charcoal in the last 12 months

Question Text: What is the name of the business where ^YOU_YRCU had this expense?

✦ Enter store, website, or company name

Fills: YOU_YRCU

Instructions: IF NUMHOUSE = 1 then fill "you"
ELSE fill "your household"

Type: String

Length: 45

Don't Know

Refuse

Empty

On Input

On Output

Array:

Special Instructions: IF uppercase entry contains ".COM" then set H04PURCH = 1
and "keep" and "Show"

Skip Instructions: IF uppercase entry does not contains ".COM" and is not a DK
or RF then goto H04PURCH

ELSEIF Ask_H[05] = 1 then goto PSCATH05

ELSEIF Ask_H[06] = 1 then goto PSCATH06

ELSE goto END_POPGRP14

Instrument SAS Name: H04STORE

Destination Data Set: POP14

H04PURCH

Field

BSECT20C.BLP_POPGRP14.H04PURCH

Description: Paid for Online or in person

Form Pane Label: Online

SAS Name: H04PURCH

Tag Name: H04PURCH

Inherited Universe:

Universe: H04STORE = RESPONSE and
(Uppercase entry in H04STORE does not contain ".COM")

Universe Description: Business name is not DK, RF or .COM

Question Text: Was this paid for -

Type: Enumerated

Length: 1

Answer List: Tonline

Value:	Mnemonic:	Description:
1	Online	Online?
2	InPerson	In person?
3	MailTel	By mail or telephone order?
4	Other	Other

- Don't Know
- Refuse
- Empty

- On Input
- On Output

Array:

Special Instructions: Answer list descriptions for options 1-3 should be bold black

Skip Instructions: 1,3,4,DK,RF: IF Ask_H[05] = 1 then goto PSCATH05
ELSEIF Ask_H[06] = 1 then goto PSCATH06
ELSE goto END_POPGRP14

2: Goto H04LOC

Instrument SAS Name: H04PURCH

Destination Data Set: POP14

H04LOC

Field

BSECT20C.BLP_POPGRP14.H04LOC

Description: Purchase location - City

Form Pane Label: Location - City

SAS Name: H04LOC

Tag Name: H04LOC

Inherited Universe:

Universe: H04PURCH = 2

Universe Description: Paid for in person

Question Text: In what city is ^H04STORE_Fill located?

Fills: H04STORE_Fill

Instructions: Fill entry in H04STORE

Type: String

Length: 45

- Don't Know
- Refuse
- Empty

- On Input
- On Output

Array:

Skip Instructions: Goto H04LOCST

Instrument SAS Name: H04LOC

Destination Data Set: POP14

Field

H04LOCST
BSECT20C.BLP_POPGRP14.H04LOCST

Description: Purchase location - State

Form Pane Label: State

SAS Name: H04LOCST

Tag Name: H04LOCST

Inherited Universe:

Universe: H04PURCH = 2

Universe Description: Paid for in person

Help Screen: H_DESTCODE

Question Text: ? [F1]

In what state is ^H04STORE_Fill located?

[Enter the two character state abbreviation](#)

Fills: H04STORE_Fill

Instructions: Fill entry in H04STORE

Type: String

Length: 2

- Don't Know
- Refuse
- Empty

- On Input
- On Output

Array:

Special Instructions: Use answer type TState - STRING[2], display width 4

Skip Instructions: IF entry is not a valid state abbreviation then
goto CK_H04LOCST

ELSEIF Ask_H[05] = 1 then goto PSCATH05

ELSEIF Ask_H[06] = 1 then goto PSCATH06

ELSE goto END_POPGRP14

Instrument SAS Name: H04LOCST

Destination Data Set: POP14

Check

CK_H04LOCST
BSECT20C.BLP_POPGRP14.CK_H04LOCST

Description: Not a valid state abbreviation

Inherited Universe:

Universe: (Entry in H04LOCST is not a valid state abbreviation) AND H04LOCST <> DK AND H04LOCST <> RF

Universe Description: State abbreviation entered is not valid

Text: * [Not a valid state abbreviation](#)

Check Instructions:

Type: Hard

Skip Instructions: Go back to H04LOCST

PSCATH05

Field

BSECT20C.BLP_POPGRP14.PSCATH05

Description: Had any expenses for residential water or sewer service age in the last 12 months

Form Pane Label: Water or Sewer

SAS Name: PSCATH05

Tag Name: PSCATH05

Inherited Universe:

Universe: Ask_H[05] = yes

Universe Description: Piped-in water and sewerage maintenance not selected in 4C

Question Text: ^PSCATH05Intro_Fill have ^YOU_ANYONE had any expenses for residential water and sewer service?

Fills: PSCATH05Intro_Fill

Instructions: If PSCATR27 = EMPTY AND PSCATT16 = EMPTY AND PSCATH02 = EMPTY AND PSCATH03 = EMPTY AND PSCATH04 = EMPTY then fill "Now, please think about the last 12 months, since the first of ^TwelveMonthsAgo" ELSE fill "In the last 12 MONTHS,"

Fills: TwelveMonthsAgo

Instructions: IF CUR_MONTHNUM = 01 then fill "December YEAR minus 2 years"
IF CUR_MONTHNUM = 02 then fill "January YEAR minus 1 year"
IF CUR_MONTHNUM = 03 then fill "February YEAR minus 1 year"
ELSEIF CUR_MONTHNUM = 04 then fill "March YEAR minus 1 year"
ELSEIF CUR_MONTHNUM = 05 then fill "April YEAR minus 1 year"
ELSEIF CUR_MONTHNUM = 06 then fill "May YEAR minus 1 year"
ELSEIF CUR_MONTHNUM = 07 then fill "June YEAR minus 1 year"
ELSEIF CUR_MONTHNUM = 08 then fill "July YEAR minus 1 year"
ELSEIF CUR_MONTHNUM = 09 then fill "August YEAR minus 1 year"
ELSEIF CUR_MONTHNUM = 10 then fill "September YEAR minus 1 year"
ELSEIF CUR_MONTHNUM = 11 then fill "October YEAR minus 1 year"
ELSEIF CUR_MONTHNUM = 12 then fill "November YEAR minus 1 year"

Fills: YOU_ANYONE

Instructions: IF NUMHOUSE = 1 then fill "you"
ELSE fill "you or anyone in your household"

Type: Enumerated

Length: 1

Answer List: TYesNo

Value:	Mnemonic:	Description:
1	Yes	Yes
2	No	No

- Don't Know
- Refuse
- Empty

- On Input
- On Output

Array:

Skip Instructions: 1: Goto H05_COST

2,DK,RF: IF Ask_H[06] = 1 then goto PSCATH06
ELSE goto END_POPGRP14

Instrument SAS Name: PSCATH05

Destination Data Set: POP14

H05_COST

Field

BSECT20C.BLP_POPGRP14.H05_COST

Description: Purchase price

Form Pane Label: Cost

SAS Name: H05_COST

Tag Name: H05_COST

Inherited Universe:

Universe: PSCATH05 = 1

Universe Description: HH did have expenses for residential water or sewer service in the last 12 months

Question Text: In the last 12 MONTHS, how much was ^YR_YRCUS last expense for residential water or sewer service?

Fills: YR_YRCUS

Instructions: IF NUMHOUSE = 1 then fill "your"
ELSE fill "your household's"

Type: Integer

Length: 7

Min: 1

Max: 999999

Don't Know

Refuse

Empty

On Input

On Output

Array:

Special Instructions: Display a \$ and comma in the entry field

Skip Instructions: IF ENTRY lt 6 or gt 250 then goto ERR1_H05COST

ELSE goto H05STORE

Instrument SAS Name: H05_COST

Destination Data Set: POP14

Check

ERR1_H05COST
BSECT20C.BLP_POPGRP14.ERR1_H05COST

Description: Out of Range Check

Inherited Universe:

Universe: (H05_COST lt 6 or H05_COST gt 250) AND H05_COST <> DK AND G05_COST <>
RF

Universe Description:

Text: THE VALUE ENTERED IS UNUSUALLY HIGH OR LOW

PLEASE VERIFY AND IF CORRECT, ENTER ITEM LEVEL NOTE

Check Instructions:

Type: Soft

Skip Instructions: Suppress: Goto H05STORE

All others, go back to H05_COST

H05STORE

Field

BSECT20C.BLP_POPGRP14.H05STORE

Description: Where Purchased

Form Pane Label: Business

SAS Name: H05STORE

Tag Name: H05STORE

Inherited Universe:

Universe: PSCATH05 = 1

Universe Description: HH did have expenses for residential water or sewer service in the last 12 months

Question Text: What is the name of the business where ^YOU_YRCU had this expense?

✦ Enter store, website, or company name

Fills: YOU_YRCU

Instructions: IF NUMHOUSE = 1 then fill "you"
ELSE fill "your household"

Type: String

Length: 45

Don't Know

Refuse

Empty

On Input

On Output

Array:

Special Instructions: IF uppercase entry contains ".COM" then set H05PURCH = 1
and "keep" and "Show"

Skip Instructions: IF uppercase entry does not contains ".COM" and is not a DK
or RF then goto H05PURCH

ELSEIF Ask_H[06] = 1 then goto PSCATH06

ELSE goto END_POPGRP14

Instrument SAS Name: H05STORE

Destination Data Set: POP14

H05PURCH

Field

BSECT20C.BLP_POPGRP14.H05PURCH

Description: Paid for Online or in person

Form Pane Label: Online

SAS Name: H05PURCH

Tag Name: H05PURCH

Inherited Universe:

Universe: H05STORE = RESPONSE and
(Uppercase entry in H05STORE does not contain ".COM")

Universe Description: Business name is not DK, RF or .COM

Question Text: Was this paid for -

Type: Enumerated

Length: 1

Answer List: Tonline

Value:	Mnemonic:	Description:
1	Online	Online?
2	InPerson	In person?
3	MailTel	By mail or telephone order?
4	Other	Other

- Don't Know
- Refuse
- Empty

- On Input
- On Output

Array:

Special Instructions: Answer list descriptions for options 1-3 should be bold black

Skip Instructions: 1,3,4,DK,RF: IF Ask_H[06] = 1 then goto PSCATH06
ELSE goto END_POPGRP14

2: Goto H05LOC

Instrument SAS Name: H05PURCH

Destination Data Set: POP14

H05LOC

Field

BSECT20C.BLP_POPGRP14.H05LOC

Description: Purchase location - City

Form Pane Label: Location - City

SAS Name: H05LOC

Tag Name: H05LOC

Inherited Universe:

Universe: H05PURCH = 2

Universe Description: Paid for in person

Question Text: In what city is ^H05STORE_Fill located?

Fills: H05STORE_Fill

Instructions: Fill entry from H05STORE

Type: String

Length: 45

Don't Know
 Refuse
 Empty

On Input
 On Output

Array:

Skip Instructions: Goto H05LOCST

Instrument SAS Name: H05LOC

Destination Data Set: POP14

Field

H05LOCST
BSECT20C.BLP_POPGRP14.H05LOCST

Description: Purchase location - State

Form Pane Label: State

SAS Name: H05LOCST

Tag Name: H05LOCST

Inherited Universe:

Universe: H05PURCH = 2

Universe Description: Paid for in person

Help Screen: H_DESTCODE

Question Text: ? [F1]

In what state is ^H05STORE_Fill located?

[Enter the two character state abbreviation](#)

Fills: H05STORE_Fill

Instructions: Fill entry from H05STORE

Type: String

Length: 2

- Don't Know
- Refuse
- Empty

- On Input
- On Output

Array:

Special Instructions: Use answer type TState - STRING[2], display width 4

Skip Instructions: IF entry is not a valid state abbreviation then
goto CK_H05LOCST

ELSEIF Ask_H[06] = 1 then goto PSCATH06
ELSE goto END_POPGRP14

Instrument SAS Name: H05LOCST

Destination Data Set: POP14

Check

CK_H05LOCST
BSECT20C.BLP_POPGRP14.CK_H05LOCST

Description: Not a valid state abbreviation

Inherited Universe:

Universe: (Entry in H05LOCST is not a valid state abbreviation) AND H05LOCST <> DK AND H05LOCST <> RF

Universe Description: State abbreviation entered is not valid

Text: * [Not a valid state abbreviation](#)

Check Instructions:

Type: Hard

Skip Instructions: Go back to H05LOCST

PSCATH06

Field

BSECT20C.BLP_POPGRP14.PSCATH06

Description: Had any expenses for garbage or trash collection in the last 12 months

Form Pane Label: Trash Collection

SAS Name: PSCATH06

Tag Name: PSCATH06

Inherited Universe:

Universe: Ask_H[06] = yes

Universe Description: Garbage and recycling collection not selected in 4C

Question Text: ^PSCATH06Intro_Fill have ^YOU_ANYONE had any expenses for garbage or trash collection service?

Fills: PSCATH06Intro_Fill

Instructions: If PSCATR27 = EMPTY AND PSCATT16 = EMPTY AND PSCATH02 = EMPTY AND PSCATH03 = EMPTY AND PSCATH04 = EMPTY AND PSCATH05 = EMPTY then fill "Now, please think about the last 12 months, since the first of ^TwelveMonthsAgo" ELSE fill "In the last 12 MONTHS,"

Fills: TwelveMonthsAgo

Instructions: IF CUR_MONTHNUM = 01 then fill "December YEAR minus 2 years"
IF CUR_MONTHNUM = 02 then fill "January YEAR minus 1 year"
IF CUR_MONTHNUM = 03 then fill "February YEAR minus 1 year"
ELSEIF CUR_MONTHNUM = 04 then fill "March YEAR minus 1 year"
ELSEIF CUR_MONTHNUM = 05 then fill "April YEAR minus 1 year"
ELSEIF CUR_MONTHNUM = 06 then fill "May YEAR minus 1 year"
ELSEIF CUR_MONTHNUM = 07 then fill "June YEAR minus 1 year"
ELSEIF CUR_MONTHNUM = 08 then fill "July YEAR minus 1 year"
ELSEIF CUR_MONTHNUM = 09 then fill "August YEAR minus 1 year"
ELSEIF CUR_MONTHNUM = 10 then fill "September YEAR minus 1 year"
ELSEIF CUR_MONTHNUM = 11 then fill "October YEAR minus 1 year"
ELSEIF CUR_MONTHNUM = 12 then fill "November YEAR minus 1 year"

Fills: YOU_ANYONE

Instructions: IF NUMHOUSE = 1 then fill "you"
ELSE fill "you or anyone in your household"

Type: Enumerated

Length: 1

Answer List: TYesNo

Value:	Mnemonic:	Description:
1	Yes	Yes
2	No	No

- Don't Know
- Refuse
- Empty

- On Input
- On Output

Array:

Skip Instructions: 1: Goto H06_COST

2,DK,RF: Goto END_POPGRP14

Instrument SAS Name: PSCATH06

Destination Data Set: POP14

H06_COST

Field

BSECT20C.BLP_POPGRP14.H06_COST

Description: Purchase price

Form Pane Label: Cost

SAS Name: H06_COST

Tag Name: H06_COST

Inherited Universe:

Universe: PSCATH06 = 1

Universe Description: HH did have expenses for garbage and trash collection in the last 12 months

Question Text: In the last 12 MONTHS, how much was ^YR_YRCUS last expense for garbage or trash collection service?

Fills: YR_YRCUS

Instructions: IF NUMHOUSE = 1 then fill "your"
ELSE fill "your household's"

Type: Integer

Length: 7

Min: 1

Max: 999999

Don't Know

Refuse

Empty

On Input

On Output

Array:

Special Instructions: Display a \$ and comma in the entry field

Skip Instructions: IF ENTRY lt 6 or gt 150 then goto ERR1_H06COST

ELSE goto H06STORE

Instrument SAS Name: H06_COST

Destination Data Set: POP14

Check

ERR1_H06COST
BSECT20C.BLP_POPGRP14.ERR1_H06COST

Description: Out of Range Check

Inherited Universe:

Universe: (H06_COST lt 6 or H06_COST gt 150) AND H06_COST <> DK AND H06_COST <>
RF

Universe Description:

Text: THE VALUE ENTERED IS UNUSUALLY HIGH OR LOW

PLEASE VERIFY AND IF CORRECT, ENTER ITEM LEVEL NOTE

Check Instructions:

Type: Soft

Skip Instructions: Suppress: Goto H06STORE

All others, go back to H06_COST

H06STORE

Field

BSECT20C.BLP_POPGRP14.H06STORE

Description: Where Purchased

Form Pane Label: Business

SAS Name: H06STORE

Tag Name: H06STORE

Inherited Universe:

Universe: PSCATH06 = 1

Universe Description: HH did have expenses for garbage and trash collection in the last 12 months

Question Text: What is the name of the business where ^YOU_YRCU had this expense?

✦ Enter store, website, or company name

Fills: YOU_YRCU

Instructions: IF NUMHOUSE = 1 then fill "you"
ELSE fill "your household"

Type: String

Length: 45

Don't Know

Refuse

Empty

On Input

On Output

Array:

Special Instructions: IF uppercase entry contains ".COM" then set H06PURCH = 1
and "keep" and "Show"

Skip Instructions: IF uppercase entry does not contains ".COM" and is not a DK
or RF then goto H06PURCH

ELSE goto END_POPGRP14

Instrument SAS Name: H06STORE

Destination Data Set: POP14

Field

H06PURCH
BSECT20C.BLP_POPGRP14.H06PURCH

Description: Paid for Online or in person

Form Pane Label: Online

SAS Name: H06PURCH

Tag Name: H06PURCH

Inherited Universe:

Universe: H06STORE = RESPONSE and
(Uppercase entry in H06STORE does not contain ".COM")

Universe Description: Business name is not DK, RF or .COM

Question Text: Was this paid for -

Type: Enumerated

Length: 1

Answer List: Tonline

Value:	Mnemonic:	Description:
1	Online	Online?
2	InPerson	In person?
3	MailTel	By mail or telephone order?
4	Other	Other

- Don't Know
- Refuse
- Empty

- On Input
- On Output

Array:

Special Instructions: Answer list descriptions for options 1-3 should be bold black

Skip Instructions: 1,3,4,DK,RF: Goto END_POPGRP14

2: Goto H06LOC

Instrument SAS Name: H06PURCH

Destination Data Set: POP14

Field

H06LOC
BSECT20C.BLP_POPGRP14.H06LOC

Description: Purchase location - City

Form Pane Label: Location - City

SAS Name: H06LOC

Tag Name: H06LOC

Inherited Universe:

Universe: H06PURCH = 2

Universe Description: Paid for in person

Question Text: In what city is ^H06STORE_Fill located?

Fills: H06STORE_Fill

Instructions: Fill entry from H06STORE

Type: String

Length: 45

Don't Know
 Refuse
 Empty

On Input
 On Output

Array:

Skip Instructions: Goto H06LOCST

Instrument SAS Name: H06LOC

Destination Data Set: POP14

H06LOCST

Field

BSECT20C.BLP_POPGRP14.H06LOCST

Description: Purchase location - State

Form Pane Label: State

SAS Name: H06LOCST

Tag Name: H06LOCST

Inherited Universe:

Universe: H06PURCH = 2

Universe Description: Paid for in person

Help Screen: H_DESTCODE

Question Text: ? [F1]

In what state is ^H06STORE_Fill located?

Enter the two character state abbreviation

Fills: H06STORE_Fill

Instructions: Fill entry from H06STORE

Type: String

Length: 2

- Don't Know
- Refuse
- Empty

- On Input
- On Output

Array:

Special Instructions: Use answer type TState - STRING[2], display width 4

Skip Instructions: IF entry is not a valid state abbreviation then
goto CK_H06LOCST

ELSE goto END_POPGRP14

Instrument SAS Name: H06LOCST

Destination Data Set: POP14

CK_H06LOCST

Check

BSECT20C.BLP_POPGRP14.CK_H06LOCST

Description: Not a valid state abbreviation

Inherited Universe:

Universe: (Entry in H06LOCST is not a valid state abbreviation) AND H06LOCST <> DK AND H06LOCST <> RF

Universe Description: State abbreviation entered is not valid

Text: * [Not a valid state abbreviation](#)

Check Instructions:

Type: Hard

Skip Instructions: Go back to H06LOCST

Field

END_POPGRP14
BSECT20C.BLP_POPGRP14.END_POPGRP14

Description: End of Section 20C - Pop Group 14

Form Pane Label:

SAS Name:

Tag Name:

Inherited Universe:

Universe:

Universe Description:

Question Text:

Type: Classification

Length: 0

- Don't Know
- Refuse
- Empty

- On Input
- On Output

Store Instructions: Set complete flag

```
IF Ask_G[08] = no and Ask_T[15] = no and Ask_R[26] = no
and Ask_R[27] = no and Ask_T[16] = no and
Ask_H[02] = no and Ask_H[03] = no and Ask_H[04] = no
and Ask_H[05] = no and Ask_H[06] = no THEN
  set S20C_Complete = 1
```

```
ELSEIF Ask_H[06] = yes THEN:
  IF (PSCATH06 = 2, DK or RF) or
  (H06STORE contains .COM or is DK or RF) or
  (H06PURCH = 1, 3, 4, DK or RF) or
  (H06LOCST = RESPONSE, DK or RF) then
    set S20C_Complete = 1
  ELSE set S20C_Compete = 2
ENDIF
```

```
ELSEIF Ask_H[05] = yes THEN:
  IF (PSCATH05 = 2, DK or RF) or
```

```
(H05STORE contains .COM or is DK or RF) or
(H05PURCH = 1, 3, 4, DK or RF) or
(H05LOCST = RESPONSE, DK or RF) then
  Set S20C_Complete = 1
ELSE set S20C_Compete = 2
ENDIF

ELSEIF Ask_H[04] = yes THEN:
  IF (PSCATH04 = 2, DK or RF) or
  (H04STORE contains .COM or is DK or RF) or
  (H04PURCH = 1, 3, 4, DK or RF) or
  (H04LOCST = RESPONSE, DK or RF) then
    Set S20C_Complete = 1
  ELSE set S20C_Compete = 2
  ENDIF

ELSEIF Ask_H[03] = yes THEN:
  IF (PSCATH03 = 2, DK or RF) or
  (H03STORE contains .COM or is DK or RF) or
  (H03PURCH = 1, 3, 4, DK or RF) or
  (H03LOCST = RESPONSE, DK or RF) then
    Set S20C_Complete = 1
  ELSE set S20C_Compete = 2
  ENDIF

ELSEIF Ask_H[02] = yes THEN:
  IF (PSCATH02 = 2, DK or RF) or
  (H02STORE = DK or RF) or
  (H02DIR = 1, DK or RF and H02PURCH = 1-4, DK
  or RF) or
  (H02DIR = 2 and (H02THRDP contains .COM or is
  DK or RF) or
  (H02DIR = 2 and H02PURCH = 1,3,4,DK or RF) or
  (H02DIR = 2 and H02PURCH = 2 and
  H02THDST = RESPONSE, DK or RF)) then
    Set S20C_Complete = 1
  ELSE set S20C_Compete = 2
  ENDIF

ELSEIF Ask_T[16] = yes THEN:
  IF PSCATT16 = 2, DK or RF) or
  (T16STORE contains .COM or is DK or RF) or
  (T16PURCH = 1, 3, 4, DK or RF) or
  (T16LOCST = RESPONSE, DK or RF) then
    set S20C_Complete = 1
  ELSE set S20C_Compete = 2
  ENDIF
```

```
ELSEIF Ask_R[27] = yes THEN:  
  IF (PSCATR27 = 2, DK or RF) or  
    (R27STORE = DK or RF) or  
    (R27DIR = 1, DK or RF and R27PURCH = 1-4, DK  
      or RF) or  
    (R27DIR = 2 and (R27THRDP contains .COM or is  
      DK or RF) or  
    (R27DIR = 2 and R27PURCH = 1,3,4,DK or RF) or  
    (R27DIR = 2 and R27PURCH = 2 and  
      R27THDST = RESPONSE, DK or RF)) then  
    Set S20C_Complete = 1  
  ELSE set S20C_Compete = 2  
ENDIF
```

```
ELSEIF Ask_R[26] = yes THEN:  
  IF (PSCATR26 = 2, DK or RF) or  
    (R26STORE = DK or RF) or  
    (R26DIR = 1, DK or RF and R26PURCH = 1-4, DK,  
      or RF) or  
    (R26DIR = 2 and (R26THRDP contains .COM or is  
      DK or RF) or  
    (R26DIR = 2 and R26PURCH = 1,3,4,DK or RF) or  
    (R26DIR = 2 and R26PURCH = 2 and  
      R26THDST = RESPONSE, DK or RF)) then  
    Set S20C_Complete = 1  
  ELSE set S20C_Compete = 2  
ENDIF
```

```
ELSEIF Ask_T[15] = yes THEN:  
  IF (PSCATT15 = 2, DK or RF) or  
    (T15STORE contains .COM or is DK or RF) or  
    (T15PURCH = 1, 3, 4, DK or RF) or  
    (T15LOCST = RESPONSE, DK or RF) then  
    Set S20C_Complete = 1  
  ELSE set S20C_Compete = 2  
ENDIF
```

```
ELSEIF Ask_G[08] = yes THEN:  
  IF (PSCATG08 = 2, DK or RF) or  
    (G08STORE contains .COM or is DK or RF) or  
    (G08PURCH = 1, 3, 4, DK or RF) or  
    (G08LOCST = RESPONSE, DK or RF) then  
    Set S20C_Complete = 1  
  ELSE set S20C_Compete = 2  
ENDIF
```

```
ELSE
```

Set S20C_Complete = 2
ENDIF

Array:

Skip Instructions: Exit section 20C and goto the next appropriate section

Field

POP15_AskFlags

BSECT20C.POP15_AskFlags

Description: Set PopGrp 15 "Ask" flags

Form Pane Label:

SAS Name:

Tag Name:

Inherited Universe:

Universe:

Universe Description:

Question Text:

Type: Classification

Length: 0

- Don't Know
- Refuse
- Empty

- On Input
- On Output

Store Instructions: Set question eligibility flags

```
IF RT10.POPGRP = 15 and SECTCOMP[11] = 1 and  
SECTCOMP[15] = 1 and SECTCOMP[18] = 1 and  
BSect20.S20A_END = 1 and BSect20.S20B_END = 1 THEN:
```

```
IF BSect18.LP18A_Flag[8] = no AND  
BSect20.BSect20B.LNDROMAT = 2 AND  
BSEect0.BSect20B.DRYCLEAN = 2 THEN  
set Ask_G[11] = yes
```

```
ENDIF
```

```
IF BSect15.LP15_Flag[1] = no THEN set Ask_R[28] = yes  
ENDIF
```

```
IF BSect11.LP11A_Flag[1] = no and  
BSect11.LP11A_Flag[2] = no and  
BSect11.LP11A_Flag[4] = no and  
BSect11.LP11A_Flag[6] = no and
```

```
Bsect11.LP11A_Flag[7] = no and Bsect11.VOPTOW = 2 THEN
  set Ask_T[11] = yes
ENDIF

IF Bsect11.LP11A_Flag[9] = no THEN set Ask_T[12] = yes
ENDIF

IF Bsect11.LP11A_Flag[8] = no THEN set Ask_T[10] = yes
ENDIF

ENDIF
```

Array:

Block

BLP_POPGRP15
BSECT20C.BLP_POPGRP15

Description:

Tab Name:
Fly Over Name:
Universe Type: lf

Inherited Universe:

Universe: RT10.POPGRP = 15 AND SECTCOMP[11] = 1 AND
SECTCOMP[15] = 1 AND SECTCOMP[18] = 1 AND
BSect20.S20A_END = 1 AND BSect20.S20B_END = 1

Universe Description: POP Group from the SCIF is 15 AND section 11, 15, 18, 20A and 20B are complete

Array:

Block Instructions:

PGRP15_INTRO

Field

BSECT20C.BLP_POPGRP15.PGRP15_INTRO

Description: Introduction

Form Pane Label: Intro

SAS Name:

Tag Name: PGRP15_INTRO

Inherited Universe:

Universe: Ask_G[11] = yes or Ask_R[28] = yes or Ask_T[11] = yes or Ask_T[12] = yes or Ask_T[10] = yes

Universe Description:

Question Text: The next few questions are about expenses made by ^YOU_ANYONE during the last two years, that is, as far back as ^TwoYearsAgo. We have used the responses that you've already given us to shorten this part of the interview, so I'll only be asking you about expenses that you told me that you did not have in the last three months.

Fills: YOU_ANYONE

Instructions: IF NUMHOUSE = 1 then fill "you"
ELSE fill "you or anyone in your household"

Fills: TwoYearsAgo

Instructions: IF CUR_MONTHNUM = 01 then fill "December YEAR minus 3 years"
IF CUR_MONTHNUM = 02 then fill "January YEAR minus 2 years"
IF CUR_MONTHNUM = 03 then fill "February YEAR minus 2 years"
ELSEIF CUR_MONTHNUM = 04 then fill "March YEAR minus 2 years"
ELSEIF CUR_MONTHNUM = 05 then fill "April YEAR minus 2 years"
ELSEIF CUR_MONTHNUM = 06 then fill "May YEAR minus 2 years"
ELSEIF CUR_MONTHNUM = 07 then fill "June YEAR minus 2 years"
ELSEIF CUR_MONTHNUM = 08 then fill "July YEAR minus 2 years"
ELSEIF CUR_MONTHNUM = 09 then fill "August YEAR minus 2 years"
ELSEIF CUR_MONTHNUM = 10 then fill "September YEAR minus 2 years"
ELSEIF CUR_MONTHNUM = 11 then fill "October YEAR minus 2 years"
ELSEIF CUR_MONTHNUM = 12 then fill "November YEAR minus 2 years"

Type: Enumerated

Length: 1

Answer List: TContinue

Value:	Mnemonic:	Description:
1	Continue	Enter 1 to Continue

- Don't Know
- Refuse
- Empty

- On Input
- On Output

Array:

Skip Instructions: IF Ask_G[11] = 1 then goto PSCATG11
ELSEIF Ask_R[28] = 1 then goto PSCATR28
ELSEIF Ask_T[11] = 1 then goto PSCATT11
ELSEIF Ask_T[12] = 1 then goto PSCATT12
ELSEIF Ask_T[10] = 1 then goto PSCATT10
ELSE goto END_POPGRP15

Instrument SAS Name: PGRP15_INTRO

PSCATG11

Field

BSECT20C.BLP_POPGRP15.PSCATG11

Description: Had any expenses for laundry or dry cleaning services in the last 6 months

Form Pane Label: Laundry Services

SAS Name: PSCATG11

Tag Name: PSCATG11

Inherited Universe:

Universe: Ask_G[11] = yes

Universe Description: Clothing storage or laundry outside the home not selected in 9B (Item = 5) or 20B

Question Text: Now, please think about the last six months, since the first of ^SixMonthsAgo have ^YOU_ANYONE had any expenses for laundry or dry cleaning services?

Fills: SixMonthsAgo

Instructions: IF CUR_MONTHNUM = 01 then fill "July YEAR minus 1 year"
ELSEIF CUR_MONTHNUM = 02 then fill "August YEAR minus 1 year"
ELSEIF CUR_MONTHNUM = 03 then fill "September YEAR minus 1 year"
ELSEIF CUR_MONTHNUM = 04 then fill "October YEAR minus 1 year"
ELSEIF CUR_MONTHNUM = 05 then fill "November YEAR minus 1 year"
ELSEIF CUR_MONTHNUM = 06 then fill "December YEAR minus 1 year"
ELSEIF CUR_MONTHNUM = 07 then fill "January YEAR"
ELSEIF CUR_MONTHNUM = 08 then fill "February YEAR"
ELSEIF CUR_MONTHNUM = 09 then fill "March YEAR"
ELSEIF CUR_MONTHNUM = 10 then fill "April YEAR"
ELSEIF CUR_MONTHNUM = 11 then fill "May YEAR"
ELSEIF CUR_MONTHNUM = 12 then fill "June YEAR"

Fills: YOU_ANYONE

Instructions: IF NUMHOUSE = 1 then fill "you"
ELSE fill "you or anyone in your household"

Type: Enumerated

Length: 1

Answer List: TYesNo

Value:	Mnemonic:	Description:
1	Yes	Yes
2	No	No

Don't Know
 Refuse
 Empty

On Input
 On Output

Array:

Skip Instructions: 1: Goto G11_COST

```
2,DK,RF: IF Ask_R[28] = 1 then goto PSCATR28  
        ELSEIF Ask_T[11] = 1 then goto PSCATT11  
        ELSEIF Ask_T[12] = 1 then goto PSCATT12  
        ELSEIF Ask_T[10] = 1 then goto PSCATT10  
        ELSE goto END_POPGRP15
```

Instrument SAS Name: PSCATG11

Destination Data Set: POP15

G11_COST

Field

BSECT20C.BLP_POPGRP15.G11_COST

Description: Purchase price

Form Pane Label: Cost

SAS Name: G11_COST

Tag Name: G11_COST

Inherited Universe:

Universe: PSCATG11 = 1

Universe Description: HH had expenses for laundry or dry cleaning services in the last 6 months

Question Text: In the last **SIX MONTHS**, how much was ^YR_YRCUS last expenses for laundry or dry cleaning services?

Fills: YR_YRCUS

Instructions: IF NUMHOUSE = 1 then fill "your"
ELSE fill "your household's"

Type: Integer

Length: 7

Min: 1

Max: 999999

Don't Know

Refuse

Empty

On Input

On Output

Array:

Special Instructions: Display a \$ and comma in the entry field

Skip Instructions: IF ENTRY lt 5 or gt 260 then goto ERR1_G11COST

ELSE goto G11STORE

Instrument SAS Name: G11_COST

Destination Data Set: POP15

Check

ERR1_G11COST
BSECT20C.BLP_POPGRP15.ERR1_G11COST

Description: Out of Range Check

Inherited Universe:

Universe: (G11_COST lt 5 or G11_COST gt 260) AND G11_COST <> DK AND G11_COST <> RF

Universe Description:

Text: THE VALUE ENTERED IS UNUSUALLY HIGH OR LOW

PLEASE VERIFY AND IF CORRECT, ENTER ITEM LEVEL NOTE

Check Instructions:

Type: Soft

Skip Instructions: Suppress: Goto G11STORE

All others, go back to G11_COST

G11STORE

Field

BSECT20C.BLP_POPGRP15.G11STORE

Description: Where Purchased

Form Pane Label: Business

SAS Name: G11STORE

Tag Name: G11STORE

Inherited Universe:

Universe: PSCATG11 = 1

Universe Description: HH had expenses for laundry or dry cleaning services in the last 6 months

Question Text: What is the name of the business where ^YOU_YRCU had this expense?

✦ Enter store, website, or company name

Fills: YOU_YRCU

Instructions: IF NUMHOUSE = 1 then fill "you"
ELSE fill "your household"

Type: String

Length: 45

Don't Know

Refuse

Empty

On Input

On Output

Array:

Special Instructions: IF uppercase entry contains ".COM" then set G11PURCH = 1
and "keep" and "Show"

Skip Instructions: IF uppercase entry does not contains ".COM" and is not a DK
or RF then goto G11PURCH

ELSEIF Ask_R[28] = 1 then goto PSCATR28

ELSEIF Ask_T[11] = 1 then goto PSCATT11

ELSEIF Ask_T[12] = 1 then goto PSCATT12

ELSEIF Ask_T[10] = 1 then goto PSCATT10

ELSE goto END_POPGRP15

Instrument SAS Name: G11STORE

Destination Data Set: POP15

G11PURCH

Field

BSECT20C.BLP_POPGRP15.G11PURCH

Description: Purchased Online or in person

Form Pane Label: Online

SAS Name: G11PURCH

Tag Name: G11PURCH

Inherited Universe:

Universe: G11STORE = RESPONSE and
(Uppercase entry in G11STORE does not contain ".COM")

Universe Description: Business name is not DK, RF or .COM

Question Text: Was this paid for -

Type: Enumerated

Length: 1

Answer List: Tonline

Value:	Mnemonic:	Description:
1	Online	Online?
2	InPerson	In person?
3	MailTel	By mail or telephone order?
4	Other	Other

- Don't Know
- Refuse
- Empty

- On Input
- On Output

Array:

Special Instructions: Answer list descriptions for options 1-3 should be bold black

Skip Instructions: 1,3,4,DK,RF: IF Ask_R[28] = 1 then goto PSCATR28
ELSEIF Ask_T[11] = 1 then goto PSCATT11
ELSEIF Ask_T[12] = 1 then goto PSCATT12
ELSEIF Ask_T[10] = 1 then goto PSCATT10
ELSE goto END_POPGRP15

2: Goto G11LOC

Instrument SAS Name: G11PURCH

Destination Data Set: POP15

G11LOC

Field

BSECT20C.BLP_POPGRP15.G11LOC

Description: Purchase location - City

Form Pane Label: Location - City

SAS Name: G11LOC

Tag Name: G11LOC

Inherited Universe:

Universe: G11PURCH = 2

Universe Description: Paid for in person

Question Text: In what city is ^G11STORE_Fill located?

Fills: G11STORE_Fill

Instructions: Fill entry in G11STORE

Type: String

Length: 45

Don't Know
 Refuse
 Empty

On Input
 On Output

Array:

Skip Instructions: Goto G11LOCST

Instrument SAS Name: G11LOC

Destination Data Set: POP15

Field

G11LOCST
BSECT20C.BLP_POPGRP15.G11LOCST

Description: Purchase location - State

Form Pane Label: State

SAS Name: G11LOCST

Tag Name: G11LOCST

Inherited Universe:

Universe: G11PURCH = 2

Universe Description: Paid for in person

Help Screen: H_DESTCODE

Question Text: ? [F1]

In what state is ^G11STORE_Fill located?

[Enter the two character state abbreviation](#)

Fills: G11STORE_Fill

Instructions: Fill entry in G11STORE

Type: String

Length: 2

- Don't Know
- Refuse
- Empty

- On Input
- On Output

Array:

Special Instructions: Use answer type TState - STRING[2], display width 4

Skip Instructions: IF entry is not a valid state abbreviation then
goto CK_G11LOCST

ELSEIF Ask_R[28] = 1 then goto PSCATR28
ELSEIF Ask_T[11] = 1 then goto PSCATT11
ELSEIF Ask_T[12] = 1 then goto PSCATT12

```
ELSEIF Ask_T[10] = 1 then goto PSCATT10  
ELSE goto END_POPGRP15
```

Instrument SAS Name: G11LOCST

Destination Data Set: POP15

Check

CK_G11LOCST
BSECT20C.BLP_POPGRP15.CK_G11LOCST

Description: Not a valid state abbreviation

Inherited Universe:

Universe: (Entry in G11LOCST is not a valid state abbreviation) AND G11LOCST <> DK AND G11LOCST <> RF

Universe Description: State abbreviation entered is not valid

Text: * [Not a valid state abbreviation](#)

Check Instructions:

Type: Hard

Skip Instructions: Go back to G11LOCST

PSCATR28

Field

BSECT20C.BLP_POPGRP15.PSCATR28

Description: Had any expenses for recreational lessons, classes, or instruction in the last 6 months

Form Pane Label: Classes

SAS Name: PSCATR28

Tag Name: PSCATR28

Inherited Universe:

Universe: Ask_R[28] = yes

Universe Description: Recreational lessons or other instructions was not selected in 16 (Item = 1)

Question Text: ^PSCATR28Intro_Fill have ^YOU_ANYONE had any expenses for recreational lessons, classes, or instruction?

Fills: PSCATR28Intro_Fill

Instructions: If PSCATG11 = EMPTY then fill "Now, please think about the last six months, since the first of ^SixMonthsAgo"
ELSE fill "In the last SIX MONTHS,"

Fills: SixMonthsAgo

Instructions: IF CUR_MONTHNUM = 01 then fill "July YEAR minus 1 year"
ELSEIF CUR_MONTHNUM = 02 then fill "August YEAR minus 1 year"
ELSEIF CUR_MONTHNUM = 03 then fill "September YEAR minus 1 year"
ELSEIF CUR_MONTHNUM = 04 then fill "October YEAR minus 1 year"
ELSEIF CUR_MONTHNUM = 05 then fill "November YEAR minus 1 year"
ELSEIF CUR_MONTHNUM = 06 then fill "December YEAR minus 1 year"
ELSEIF CUR_MONTHNUM = 07 then fill "January YEAR"
ELSEIF CUR_MONTHNUM = 08 then fill "February YEAR"
ELSEIF CUR_MONTHNUM = 09 then fill "March YEAR"
ELSEIF CUR_MONTHNUM = 10 then fill "April YEAR"
ELSEIF CUR_MONTHNUM = 11 then fill "May YEAR"
ELSEIF CUR_MONTHNUM = 12 then fill "June YEAR"

Fills: YOU_ANYONE

Instructions: IF NUMHOUSE = 1 then fill "you"
ELSE fill "you or anyone in your household"

Type: Enumerated

Length: 1

Answer List: TYesNo

Value:	Mnemonic:	Description:
1	Yes	Yes
2	No	No

- Don't Know
- Refuse
- Empty

- On Input
- On Output

Array:

Skip Instructions: 1: Goto R28_COST

```
2,DK,RF: IF Ask_T[11] = 1 then goto PSCATT11
          ELSEIF Ask_T[12] = 1 then goto PSCATT12
          ELSEIF Ask_T[10] = 1 then goto PSCATT10
          ELSE goto END_POPGRP15
```

Instrument SAS Name: PSCATR28

Destination Data Set: POP15

R28_COST

Field

BSECT20C.BLP_POPGRP15.R28_COST

Description: Purchase price

Form Pane Label: Cost

SAS Name: R28_COST

Tag Name: R28_COST

Inherited Universe:

Universe: PSCATR28 = 1

Universe Description: HH had expenses for recreational lessons in the last 6 months

Question Text: In the last **SIX MONTHS**, how much was ^YR_YRCUS last expense for recreational lessons, classes, or instruction?

Fills: YR_YRCUS

Instructions: IF NUMHOUSE = 1 then fill "your"
ELSE fill "your household's"

Type: Integer

Length: 7

Min: 1

Max: 999999

Don't Know

Refuse

Empty

On Input

On Output

Array:

Special Instructions: Display a \$ and comma in the entry field

Skip Instructions: IF ENTRY lt 10 or gt 544 then goto ERR1_R28COST

ELSE goto R28STORE

Instrument SAS Name: R28_COST

Destination Data Set: POP15

Check

ERR1_R28COST
BSECT20C.BLP_POPGRP15.ERR1_R28COST

Description: Out of Range Check

Inherited Universe:

Universe: (R28_COST lt 10 or R28_COST gt 544) AND R28_COST <> DK AND R28_COST <> RF

Universe Description:

Text: THE VALUE ENTERED IS UNUSUALLY HIGH OR LOW

PLEASE VERIFY AND IF CORRECT, ENTER ITEM LEVEL NOTE

Check Instructions:

Type: Soft

Skip Instructions: Suppress: Goto R28STORE

All others, go back to R28_COST

R28STORE

Field

BSECT20C.BLP_POPGRP15.R28STORE

Description: Where Purchased

Form Pane Label: Business

SAS Name: R28STORE

Tag Name: R28STORE

Inherited Universe:

Universe: PSCATR28 = 1

Universe Description: HH had expenses for recreational lessons in the last 6 months

Question Text: What is the name of the business where ^YOU_YRCU had this expense?

✦ Enter store, website, or company name

Fills: YOU_YRCU

Instructions: IF NUMHOUSE = 1 then fill "you"
ELSE fill "your household"

Type: String

Length: 45

Don't Know

Refuse

Empty

On Input

On Output

Array:

Special Instructions: IF uppercase entry contains ".COM" then set R28PURCH = 1
and "keep" and "Show"

Skip Instructions: IF uppercase entry does not contains ".COM" and is not a DK
or RF then goto R28PURCH

ELSEIF Ask_T[11] = 1 then goto PSCATT11

ELSEIF Ask_T[12] = 1 then goto PSCATT12

ELSEIF Ask_T[10] = 1 then goto PSCATT10

ELSE goto END_POPGRP15

Instrument SAS Name: R28STORE

Destination Data Set: POP15

R28PURCH

Field

BSECT20C.BLP_POPGRP15.R28PURCH

Description: Purchased Online or in person

Form Pane Label: Online

SAS Name: R28PURCH

Tag Name: R28PURCH

Inherited Universe:

Universe: R28STORE = RESPONSE and
(Uppercase entry in R28STORE does not contain ".COM")

Universe Description: Business name is not DK, RF or .COM

Question Text: Was this paid for -

Type: Enumerated

Length: 1

Answer List: Tonline

Value:	Mnemonic:	Description:
1	Online	Online?
2	InPerson	In person?
3	MailTel	By mail or telephone order?
4	Other	Other

- Don't Know
- Refuse
- Empty

- On Input
- On Output

Array:

Special Instructions: Answer list descriptions for options 1-3 should be bold black

Skip Instructions: 1,3,4,DK,RF: IF Ask_T[11] = 1 then goto PSCATT11
ELSEIF Ask_T[12] = 1 then goto PSCATT12
ELSEIF Ask_T[10] = 1 then goto PSCATT10
ELSE goto END_POPGRP15

2: Goto R28LOC

Instrument SAS Name: R28PURCH

Destination Data Set: POP15

R28LOC

Field

BSECT20C.BLP_POPGRP15.R28LOC

Description: Purchase location - City

Form Pane Label: Location - City

SAS Name: R28LOC

Tag Name: R28LOC

Inherited Universe:

Universe: R28PURCH = 2

Universe Description: Paid for in person

Question Text: In what city is ^R28STORE_Fill located?

Fills: R28STORE_Fill

Instructions: Fill entry in R28STORE

Type: String

Length: 45

- Don't Know
- Refuse
- Empty

- On Input
- On Output

Array:

Skip Instructions: Goto R28LOCST

Instrument SAS Name: R28LOC

Destination Data Set: POP15

Field

R28LOCST
BSECT20C.BLP_POPGRP15.R28LOCST

Description: Purchase location - State

Form Pane Label: State

SAS Name: R28LOCST

Tag Name: R28LOCST

Inherited Universe:

Universe: R28PURCH = 2

Universe Description: Paid for in person

Help Screen: H_DESTCODE

Question Text: ? [F1]

In what state is ^R28STORE_Fill located?

[Enter the two character state abbreviation](#)

Fills: R28STORE_Fill

Instructions: Fill entry in R28STORE

Type: String

Length: 2

- Don't Know
- Refuse
- Empty

- On Input
- On Output

Array:

Special Instructions: Use answer type TState - STRING[2], display width 4

Skip Instructions: IF entry is not a valid state abbreviation then
goto CK_R28LOCST

```
ELSEIF Ask_T[11] = 1 then goto PSCATT11
ELSEIF Ask_T[12] = 1 then goto PSCATT12
ELSEIF Ask_T[10] = 1 then goto PSCATT10
```

ELSE goto END_POPGRP15

Instrument SAS Name: R28LOCST

Destination Data Set: POP15

Check

CK_R28LOCST
BSECT20C.BLP_POPGRP15.CK_R28LOCST

Description: Not a valid state abbreviation

Inherited Universe:

Universe: (Entry in R28LOCST is not a valid state abbreviation) AND R28LOCST <> DK AND R28LOCST <> RF

Universe Description: State abbreviation entered is not valid

Text: * [Not a valid state abbreviation](#)

Check Instructions:

Type: Hard

Skip Instructions: Go back to R28LOCST

PSCATT11

Field

BSECT20C.BLP_POPGRP15.PSCATT11

Description: Had any expenses for car maintenance, inspections, or towing in the last 12 months

Form Pane Label: Car Maintenance

SAS Name: PSCATT11

Tag Name: PSCATT11

Inherited Universe:

Universe: Ask_T[11] = yes

Universe Description: Vehicle maintenance items and towing charges were not selected in 12A (Item = 1, 2, 4,6 ,7) or 12C

Question Text: Now, please think about the last 12 months, since the first of ^TwelveMonthsAgo have ^YOU_ANYONE had any expenses for motor vehicle maintenance, inspections, or towing?

Fills: TwelveMonthsAgo

Instructions: IF CUR_MONTHNUM = 01 then fill "December YEAR minus 2 years"
IF CUR_MONTHNUM = 02 then fill "January YEAR minus 1 year"
IF CUR_MONTHNUM = 03 then fill "February YEAR minus 1 year"
ELSEIF CUR_MONTHNUM = 04 then fill "March YEAR minus 1 year"
ELSEIF CUR_MONTHNUM = 05 then fill "April YEAR minus 1 year"
ELSEIF CUR_MONTHNUM = 06 then fill "May YEAR minus 1 year"
ELSEIF CUR_MONTHNUM = 07 then fill "June YEAR minus 1 year"
ELSEIF CUR_MONTHNUM = 08 then fill "July YEAR minus 1 year"
ELSEIF CUR_MONTHNUM = 09 then fill "August YEAR minus 1 year"
ELSEIF CUR_MONTHNUM = 10 then fill "September YEAR minus 1 year"
ELSEIF CUR_MONTHNUM = 11 then fill "October YEAR minus 1 year"
ELSEIF CUR_MONTHNUM = 12 then fill "November YEAR minus 1 year"

Fills: YOU_ANYONE

Instructions: IF NUMHOUSE = 1 then fill "you"
ELSE fill "you or anyone in your household"

Type: Enumerated

Length: 1

Answer List: TYesNo

Value:	Mnemonic:	Description:
1	Yes	Yes

2	No	No
---	----	----

- Don't Know
- Refuse
- Empty

- On Input
- On Output

Array:

Skip Instructions: 1: Goto T11_COST

```
2,DK,RF: IF Ask_T[12] = 1 then goto PSCATT12
          ELSEIF Ask_T[10] = 1 then goto PSCATT10
          ELSE goto END_POPGRP15
```

Instrument SAS Name: PSCATT11

Destination Data Set: POP15

T11_COST

Field

BSECT20C.BLP_POPGRP15.T11_COST

Description: Purchase price

Form Pane Label: Cost

SAS Name: T11_COST

Tag Name: T11_COST

Inherited Universe:

Universe: PSCATT11 = 1

Universe Description: HH had expenses for vehicle maintenance, inspections, or towing in the last 12 months

Question Text: In the last 12 MONTHS, how much was ^YR_YRCUS last expense for motor vehicle maintenance, inspections, or towing?

Fills: YR_YRCUS

Instructions: IF NUMHOUSE = 1 then fill "your"
ELSE fill "your household's"

Type: Integer

Length: 7

Min: 1

Max: 999999

- Don't Know
- Refuse
- Empty

- On Input
- On Output

Array:

Special Instructions: Display a \$ and comma in the entry field

Skip Instructions: IF ENTRY lt 5 or gt 1500 then goto ERR1_T11COST

ELSE goto T11STORE

Instrument SAS Name: T11_COST

Destination Data Set: POP15

ERR1_T11COST

Check

BSECT20C.BLP_POPGRP15.ERR1_T11COST

Description: Out of Range Check

Inherited Universe:

Universe: (T11_COST lt 5 or T11_COST gt 1500) AND T11_COST <> DK AND T11_COST <>
RF

Universe Description:

Text: THE VALUE ENTERED IS UNUSUALLY HIGH OR LOW

PLEASE VERIFY AND IF CORRECT, ENTER ITEM LEVEL NOTE

Check Instructions:

Type: Soft

Skip Instructions: Suppress: Goto T11STORE

All others, go back to T11_COST

Field

T11STORE
BSECT20C.BLP_POPGRP15.T11STORE

Description: Where Purchased

Form Pane Label: Business

SAS Name: T11STORE

Tag Name: T11STORE

Inherited Universe:

Universe: PSCATT11 = 1

Universe Description: HH had expenses for vehicle maintenance, inspections, or towing in the last 12 months

Question Text: What is the name of the business where ^YOU_YRCU has this expense?

✦ Enter store, website, or company name

Fills: YOU_YRCU

Instructions: IF NUMHOUSE = 1 then fill "you"
ELSE fill "your household"

Type: String

Length: 45

Don't Know
 Refuse
 Empty

On Input
 On Output

Array:

Special Instructions: IF uppercase entry contains ".COM" then set T11PURCH = 1 and "keep" and "Show"

Skip Instructions: IF uppercase entry does not contains ".COM" and is not a DK or RF then goto T11PURCH

ELSEIF Ask_T[12] = 1 then goto PSCATT12
ELSEIF Ask_T[10] = 1 then goto PSCATT10
ELSE goto END_POPGRP15

Instrument SAS Name: T11STORE

Destination Data Set: POP15

Field

T11PURCH
BSECT20C.BLP_POPGRP15.T11PURCH

Description: Purchased Online or in person

Form Pane Label: Online

SAS Name: T11PURCH

Tag Name: T11PURCH

Inherited Universe:

Universe: T11STORE = RESPONSE and
(Uppercase entry in T11STORE does not contain ".COM")

Universe Description: Business name is not DK, RF or .COM

Question Text: Was this paid for -

Type: Enumerated

Length: 1

Answer List: Tonline

Value:	Mnemonic:	Description:
1	Online	Online?
2	InPerson	In person?
3	MailTel	By mail or telephone order?
4	Other	Other

- Don't Know
- Refuse
- Empty

- On Input
- On Output

Array:

Special Instructions: Answer list descriptions for options 1-3 should be bold black

Skip Instructions: 1,3,4,DK,RF: IF Ask_T[12] = 1 then goto PSCATT12
ELSEIF Ask_T[10] = 1 then goto PSCATT10
ELSE goto END_POPGRP15

2: Goto T11LOC

Instrument SAS Name: T11PURCH

Destination Data Set: POP15

Field

T11LOC
BSECT20C.BLP_POPGRP15.T11LOC

Description: Purchase location - City

Form Pane Label: Location - City

SAS Name: T11LOC

Tag Name: T11LOC

Inherited Universe:

Universe: T11PURCH = 2

Universe Description: Paid for in person

Question Text: In what city is ^T11STORE_Fill located?

Fills: T11STORE_Fill

Instructions: Fill entry in T11STORE

Type: String

Length: 45

Don't Know
 Refuse
 Empty

On Input
 On Output

Array:

Skip Instructions: Goto T11LOCST

Instrument SAS Name: T11LOC

Destination Data Set: POP15

T11LOCST

Field

BSECT20C.BLP_POPGRP15.T11LOCST

Description: Purchase location - State

Form Pane Label: State

SAS Name: T11LOCST

Tag Name: T11LOCST

Inherited Universe:

Universe: T11PURCH = 2

Universe Description: Paid for in person

Help Screen: H_DESTCODE

Question Text: ? [F1]

In what state is ^T11STORE_Fill located?

[Enter the two character state abbreviation](#)

Fills: T11STORE_Fill

Instructions: Fill entry in T11STORE

Type: String

Length: 2

- Don't Know
- Refuse
- Empty

- On Input
- On Output

Array:

Special Instructions: Use answer type TState - STRING[2], display width 4

Skip Instructions: IF entry is not a valid state abbreviation then
goto CK_T11LOCST

```
ELSEIF Ask_T[12] = 1 then goto PSCATT12
ELSEIF Ask_T[10] = 1 then goto PSCATT10
ELSE goto END_POPGRP15
```

Instrument SAS Name: T11LOCST

Destination Data Set: POP15

CK_T11LOCST

Check

BSECT20C.BLP_POPGRP15.CK_T11LOCST

Description: Not a valid state abbreviation

Inherited Universe:

Universe: (Entry in T11LOCST is not a valid state abbreviation) AND T11LOCST <> DK AND T11LOCST <> RF

Universe Description: State abbreviation entered is not valid

Text: * [Not a valid state abbreviation](#)

Check Instructions:

Type: Hard

Skip Instructions: Go back to T11LOCST

Field

PSCATT12
BSECT20C.BLP_POPGRP15.PSCATT12

Description: Had any expenses for motor vehicle repair in the last 12 months

Form Pane Label: Vehicle Repairs

SAS Name: PSCATT12

Tag Name: PSCATT12

Inherited Universe:

Universe: Ask_T[12] = yes

Universe Description: Other vehicle or engine repairs was not selected in 12A
(Item = 9)

Question Text: ^PSCATT12Intro_Fill have ^YOU_ANYONE had any expenses for motor vehicle repair?

Fills: PSCATT12Intro_Fill

Instructions: If PSCATT11 = EMPTY then fill "Now, please think about the last 12 months, since the first of ^TwelveMonthsAgo"
ELSE fill "In the last 12 MONTHS,"

Fills: TwelveMonthsAgo

Instructions: IF CUR_MONTHNUM = 01 then fill "December YEAR minus 2 years"
IF CUR_MONTHNUM = 02 then fill "January YEAR minus 1 year"
IF CUR_MONTHNUM = 03 then fill "February YEAR minus 1 year"
ELSEIF CUR_MONTHNUM = 04 then fill "March YEAR minus 1 year"
ELSEIF CUR_MONTHNUM = 05 then fill "April YEAR minus 1 year"
ELSEIF CUR_MONTHNUM = 06 then fill "May YEAR minus 1 year"
ELSEIF CUR_MONTHNUM = 07 then fill "June YEAR minus 1 year"
ELSEIF CUR_MONTHNUM = 08 then fill "July YEAR minus 1 year"
ELSEIF CUR_MONTHNUM = 09 then fill "August YEAR minus 1 year"
ELSEIF CUR_MONTHNUM = 10 then fill "September YEAR minus 1 year"
ELSEIF CUR_MONTHNUM = 11 then fill "October YEAR minus 1 year"
ELSEIF CUR_MONTHNUM = 12 then fill "November YEAR minus 1 year"

Fills: YOU_ANYONE

Instructions: IF NUMHOUSE = 1 then fill "you"
ELSE fill "you or anyone in your household"

Type: Enumerated

Length: 1

Answer List: TYesNo

Value:	Mnemonic:	Description:
1	Yes	Yes
2	No	No

- Don't Know
- Refuse
- Empty

- On Input
- On Output

Array:

Skip Instructions: 1: Goto T12_COST

2,DK,RF: IF Ask_T[10] = 1 then goto PSCATT10
ELSE goto END_POPGRP15

Instrument SAS Name: PSCATT12

Destination Data Set: POP15

Field

T12_COST
BSECT20C.BLP_POPGRP15.T12_COST

Description: Purchase price

Form Pane Label: Cost

SAS Name: T12_COST

Tag Name: T12_COST

Inherited Universe:

Universe: PSCATT12 = 1

Universe Description: HH had expenses for motor vehicle repair in the last 12 months

Question Text: In the last 12 MONTHS, how much was ^YR_YRCUS last expense for motor vehicle repair?

Fills: YR_YRCUS

Instructions: IF NUMHOUSE = 1 then fill "your"
ELSE fill "your household's"

Type: Integer

Length: 7

Min: 1

Max: 999999

Don't Know

Refuse

Empty

On Input

On Output

Array:

Special Instructions: Display a \$ and comma in the entry field

Skip Instructions: IF ENTRY lt 6 or gt 3000 then goto ERR1_T12COST

ELSE goto T12STORE

Instrument SAS Name: T12_COST

Destination Data Set: POP15

ERR1_T12COST

Check

BSECT20C.BLP_POPGRP15.ERR1_T12COST

Description: Out of Range Check

Inherited Universe:

Universe: (T12_COST lt 6 or T12_COST gt 3000) AND T12_COST <> DK AND T12_COST <>
RF

Universe Description:

Text: THE VALUE ENTERED IS UNUSUALLY HIGH OR LOW

PLEASE VERIFY AND IF CORRECT, ENTER ITEM LEVEL NOTE

Check Instructions:

Type: Soft

Skip Instructions: Suppress: Goto T12STORE

All others, go back to T12_COST

Field

T12STORE
BSECT20C.BLP_POPGRP15.T12STORE

Description: Where Purchased

Form Pane Label: Business

SAS Name: T12STORE

Tag Name: T12STORE

Inherited Universe:

Universe: PSCATT12 = 1

Universe Description: HH had expenses for motor vehicle repair in the last 12 months

Question Text: What is the name of the business where ^YOU_YRCU had this expense?

✦ Enter store, website, or company name

Fills: YOU_YRCU

Instructions: IF NUMHOUSE = 1 then fill "you"
ELSE fill "your household"

Type: String

Length: 45

Don't Know

Refuse

Empty

On Input

On Output

Array:

Special Instructions: IF uppercase entry contains ".COM" then set T12PURCH = 1
and "keep" and "Show"

Skip Instructions: IF uppercase entry does not contains ".COM" and is not a DK
or RF then goto T12PURCH

ELSEIF Ask_T[10] = 1 then goto PSCATT10

ELSE goto END_POPGRP15

Instrument SAS Name: T12STORE

Destination Data Set: POP15

Field

T12PURCH
BSECT20C.BLP_POPGRP15.T12PURCH

Description: Purchased Online or in person

Form Pane Label: Online

SAS Name: T12PURCH

Tag Name: T12PURCH

Inherited Universe:

Universe: T12STORE = RESPONSE and
(Uppercase entry in T12STORE does not contain ".COM")

Universe Description: Business name is not DK, RF or .COM

Question Text: Was this paid for -

Type: Enumerated

Length: 1

Answer List: Tonline

Value:	Mnemonic:	Description:
1	Online	Online?
2	InPerson	In person?
3	MailTel	By mail or telephone order?
4	Other	Other

- Don't Know
- Refuse
- Empty

- On Input
- On Output

Array:

Special Instructions: Answer list descriptions for options 1-3 should be bold black

Skip Instructions: 1,3,4,DK,RF: IF Ask_T[10] = 1 then goto PSCATT10
ELSE goto END_POPGRP15

2: Goto T12LOC

Instrument SAS Name: T12PURCH

Destination Data Set: POP15

Field

T12LOC
BSECT20C.BLP_POPGRP15.T12LOC

Description: Purchase location - City

Form Pane Label: Location - City

SAS Name: T12LOC

Tag Name: T12LOC

Inherited Universe:

Universe: T12PURCH = 2

Universe Description: Paid for in person

Question Text: In what city is ^T12STORE_Fill located?

Fills: T12STORE_Fill

Instructions: Fill entry in T12STORE

Type: String

Length: 45

Don't Know
 Refuse
 Empty

On Input
 On Output

Array:

Skip Instructions: Goto T12LOCST

Instrument SAS Name: T12LOC

Destination Data Set: POP15

T12LOCST

Field

BSECT20C.BLP_POPGRP15.T12LOCST

Description: Purchase location - State

Form Pane Label: State

SAS Name: T12LOCST

Tag Name: T12LOCST

Inherited Universe:

Universe: T12PURCH = 2

Universe Description: Paid for in person

Help Screen: H_DESTCODE

Question Text: ? [F1]

In what state is ^T12STORE_Fill located?

[Enter the two character state abbreviation](#)

Fills: T12STORE_Fill

Instructions: Fill entry in T12STORE

Type: String

Length: 2

- Don't Know
- Refuse
- Empty

- On Input
- On Output

Array:

Special Instructions: Use answer type TState - STRING[2], display width 4

Skip Instructions: IF entry is not a valid state abbreviation then
goto CK_T12LOCST

ELSEIF Ask_T[10] = 1 then goto PSCATT10
ELSE goto END_POPGRP15

Instrument SAS Name: T12LOCST

Destination Data Set: POP15

CK_T12LOCST

Check

BSECT20C.BLP_POPGRP15.CK_T12LOCST

Description: Not a valid state abbreviation

Inherited Universe:

Universe: (Entry in T12LOCST is not a valid state abbreviation) AND T12LOCST <> DK AND T12LOCST <> RF

Universe Description: State abbreviation entered is not valid

Text: * [Not a valid state abbreviation](#)

Check Instructions:

Type: Hard

Skip Instructions: Go back to T12LOCST

Field

PSCATT10
BSECT20C.BLP_POPGRP15.PSCATT10

Description: Had any expenses for vehicle body work or paint in last 2 years

Form Pane Label: Body Work

SAS Name: PSCATT10

Tag Name: PSCATT10

Inherited Universe:

Universe: Ask_T[10] = yes

Universe Description: Vehicle body work or paint jobs not selected in section 12A
(Item = 8)

Question Text: Now, please think about the last two years, since the first of ^TwoYearsAgo, have ^YOU_ANYONE had any expenses for motor vehicle body work or paint?

Fills: TwoYearsAgo

Instructions: IF CUR_MONTHNUM = 01 then fill "December YEAR minus 3 years"
IF CUR_MONTHNUM = 02 then fill "January YEAR minus 2 years"
IF CUR_MONTHNUM = 03 then fill "February YEAR minus 2 years"
ELSEIF CUR_MONTHNUM = 04 then fill "March YEAR minus 2 years"
ELSEIF CUR_MONTHNUM = 05 then fill "April YEAR minus 2 years"
ELSEIF CUR_MONTHNUM = 06 then fill "May YEAR minus 2 years"
ELSEIF CUR_MONTHNUM = 07 then fill "June YEAR minus 2 years"
ELSEIF CUR_MONTHNUM = 08 then fill "July YEAR minus 2 years"
ELSEIF CUR_MONTHNUM = 09 then fill "August YEAR minus 2 years"
ELSEIF CUR_MONTHNUM = 10 then fill "September YEAR minus 2 years"
ELSEIF CUR_MONTHNUM = 11 then fill "October YEAR minus 2 years"
ELSEIF CUR_MONTHNUM = 12 then fill "November YEAR minus 2 years"

Fills: YOU_ANYONE

Instructions: IF NUMHOUSE = 1 then fill "you"
ELSE fill "you or anyone in your household"

Type: Enumerated

Length: 1

Answer List: TYesNo

Value:	Mnemonic:	Description:
1	Yes	Yes
2	No	No

Don't Know
 Refuse
 Empty

On Input
 On Output

Array:

Skip Instructions: 1: Goto T10_COST

2,DK,RF: Goto END_POPGRP15

Instrument SAS Name: PSCATT10

Destination Data Set: POP15

Field

T10_COST
BSECT20C.BLP_POPGRP15.T10_COST

Description: Purchase price

Form Pane Label: Cost

SAS Name: T10_COST

Tag Name: T10_COST

Inherited Universe:

Universe: PSCATT10 = 1

Universe Description: HH had expenses for vehicle body work or paint in last 2 years

Question Text: In the last TWO YEARS, how much was ^YR_YRCUS last expense for motor vehicle body work or paint?

Fills: YR_YRCUS

Instructions: IF NUMHOUSE = 1 then fill "your"
ELSE fill "your household's"

Type: Integer

Length: 7

Min: 1

Max: 999999

Don't Know

Refuse

Empty

On Input

On Output

Array:

Special Instructions: Display a \$ and comma in the entry field

Skip Instructions: IF ENTRY lt 15 or gt 4000 then goto ERR1_T10COST

ELSE goto T10STORE

Instrument SAS Name: T10_COST

Destination Data Set: POP15

ERR1_T10COST

Check

BSECT20C.BLP_POPGRP15.ERR1_T10COST

Description: Out of Range Check

Inherited Universe:

Universe: (T10_COST lt 15 or T10_COST gt 4000) AND T10_COST <> DK AND T10_COST <> RF

Universe Description:

Text: THE VALUE ENTERED IS UNUSUALLY HIGH OR LOW

PLEASE VERIFY AND IF CORRECT, ENTER ITEM LEVEL NOTE

Check Instructions:

Type: Soft

Skip Instructions: Suppress: Goto T10STORE

All others, go back to T10_COST

Field

T10STORE
BSECT20C.BLP_POPGRP15.T10STORE

Description: Where Purchased

Form Pane Label: Business

SAS Name: T10STORE

Tag Name: T10STORE

Inherited Universe:

Universe: PSCATT10 = 1

Universe Description: HH had expenses for vehicle body work or paint in last 2 years

Question Text: What is the name of the business where ^YOU_YRCU had this expense?

✦ Enter store, website, or company name

Fills: YOU_YRCU

Instructions: IF NUMHOUSE = 1 then fill "you"
ELSE fill "your household"

Type: String

Length: 45

Don't Know

Refuse

Empty

On Input

On Output

Array:

Special Instructions: IF uppercase entry contains ".COM" then set T10PURCH = 1
and "keep" and "Show"

Skip Instructions: IF Uppercase Entry does not contains ".COM" and is not a DK
or RF then goto T10PURCH

ELSE goto END_POPGRP15

Instrument SAS Name: T10STORE

Destination Data Set: POP15

T10PURCH

Field

BSECT20C.BLP_POPGRP15.T10PURCH

Description: Purchased Online or in person

Form Pane Label: Online

SAS Name: T10PURCH

Tag Name: T10PURCH

Inherited Universe:

Universe: T10STORE = RESPONSE and
(Uppercase entry in T10STORE does not contain ".COM")

Universe Description: Business name is not DK, RF or .COM

Question Text: Was this paid for -

Type: Enumerated

Length: 1

Answer List: Tonline

Value:	Mnemonic:	Description:
1	Online	Online?
2	InPerson	In person?
3	MailTel	By mail or telephone order?
4	Other	Other

- Don't Know
- Refuse
- Empty

- On Input
- On Output

Array:

Special Instructions: Answer list descriptions for options 1-3 should be bold black

Skip Instructions: 1,3,4,DK,RF: Goto END_POPGRP15

2: Goto T10LOC

Instrument SAS Name: T10PURCH

Destination Data Set: POP15

T10LOC

Field

BSECT20C.BLP_POPGRP15.T10LOC

Description: Purchase location - City

Form Pane Label: Location - City

SAS Name: T10LOC

Tag Name: T10LOC

Inherited Universe:

Universe: T10PURCH = 2

Universe Description: Paid for in person

Question Text: In what city is ^T10STORE_Fill located?

Fills: T10STORE_Fill

Instructions: Fill entry in T10STORE

Type: String

Length: 45

Don't Know
 Refuse
 Empty

On Input
 On Output

Array:

Skip Instructions: Goto T10LOCST

Instrument SAS Name: T10LOC

Destination Data Set: POP15

Field

T10LOCST
BSECT20C.BLP_POPGRP15.T10LOCST

Description: Purchase location - State

Form Pane Label: State

SAS Name: T10LOCST

Tag Name: T10LOCST

Inherited Universe:

Universe: T10PURCH = 2

Universe Description: Paid for in person

Help Screen: H_DESTCODE

Question Text: ? [F1]

In what state is ^T10STORE_Fill located?

[Enter the two character state abbreviation](#)

Fills: T10STORE_Fill

Instructions: Fill entry in T10STORE

Type: String

Length: 2

- Don't Know
- Refuse
- Empty

- On Input
- On Output

Array:

Special Instructions: Use answer type TState - STRING[2], display width 4

Skip Instructions: IF entry is not a valid state abbreviation then
goto CK_T10LOCST

ELSE goto END_POPGRP15

Instrument SAS Name: T10LOCST

Destination Data Set: POP15

Check

CK_T10LOCST
BSECT20C.BLP_POPGRP15.CK_T10LOCST

Description: Not a valid state abbreviation

Inherited Universe:

Universe: (Entry in T10LOCST is not a valid state abbreviation) AND T10LOCST <> DK AND T10LOCST <> RF

Universe Description: State abbreviation entered is not valid

Text: * [Not a valid state abbreviation](#)

Check Instructions:

Type: Hard

Skip Instructions: Go back to T10LOCST

END_POPGRP15

Field

BSECT20C.BLP_POPGRP15.END_POPGRP15

Description: End of Section 20C - Pop Group 15

Form Pane Label:

SAS Name:

Tag Name:

Inherited Universe:

Universe:

Universe Description:

Question Text:

Type: Classification

Length: 0

- Don't Know
- Refuse
- Empty

- On Input
- On Output

Store Instructions: Set complete flag

```
IF Ask_G[11] = no and Ask_R[28] = no and Ask_T[11] = no  
and Ask_T[12] = no and Ask_T[10] = no THEN  
set S20C_Complete = 1
```

```
ELSEIF Ask_T[10] = yes THEN:  
IF (PSCATT10 = 2, DK or RF) or  
(T10STORE contains .COM or is DK or RF) or  
(T10PURCH = 1, 3, 4, DK or RF) or  
(T10LOCST = RESPONSE, DK or RF) then  
set S20C_Complete = 1  
ELSE set S20C_Compete = 2  
ENDIF
```

```
ELSEIF Ask_T[12] = yes THEN:  
IF (PSCATT12 = 2, DK or RF) or  
(T12STORE contains .COM or is DK or RF) or  
(T12PURCH = 1, 3, 4, DK or RF) or
```



```
(T12LOCST = RESPONSE, DK or RF) then
  Set S20C_Complete = 1
ELSE set S20C_Compete = 2
ENDIF

ELSEIF Ask_T[11] = yes THEN:
  IF (PSCATT11 = 2, DK or RF) or
    (T11STORE contains .COM or is DK or RF) or
    (T11PURCH = 1, 3, 4, DK or RF) or
    (T11LOCST = RESPONSE, DK or RF) then
    Set S20C_Complete = 1
  ELSE set S20C_Compete = 2
  ENDIF

ELSEIF Ask_R[28] = yes THEN:
  IF (PSCATR28 = 2, DK or RF) or
    (R28STORE contains .COM or is DK or RF) or
    (R28PURCH = 1, 3, 4, DK or RF) or
    (R28LOCST = RESPONSE, DK or RF) then
    Set S20C_Complete = 1
  ELSE set S20C_Compete = 2
  ENDIF

ELSEIF Ask_G[11] = yes THEN:
  IF (PSCATG11 = 2, DK or RF) or
    (G11STORE contains .COM or is DK or RF) or
    (G11PURCH = 1, 3, 4, DK or RF) or
    (G11LOCST = RESPONSE, DK or RF) then
    Set S20C_Complete = 1
  ELSE set S20C_Compete = 2
  ENDIF
ELSE
  set S20C_Complete = 2
ENDIF
```

Array:

Skip Instructions: Exit section 20C and goto the next appropriate section

POP16_AskFlags

Field

BSECT20C.POP16_AskFlags

Description: Set PopGrp 16 "Ask" flags

Form Pane Label:

SAS Name:

Tag Name:

Inherited Universe:

Universe:

Universe Description:

Question Text:

Type: Classification

Length: 0

- Don't Know
- Refuse
- Empty

- On Input
- On Output

Store Instructions: Set question eligibility flags

```
IF RT10.POPGRP = 16 and SECTCOMP[8] = 1 and SECTCOMP[13] = 1  
and SECTCOMP[15] = 1 and SECTCOMP[19] = 1 THEN
```

```
set Ask_A[17] = yes  
set Ask_A[19] = yes  
set Ask_A[18] = yes
```

```
IF BSect8.LP8A_Flag[22] = no AND  
BSect8.LP8A_Flag[23] = no AND  
BSect8.LP8A_Flag[24] = no THEN  
set Ask_H[9] = yes  
ENDIF
```

```
IF BSect15.LP15_Flag[5] = no AND  
BSect19.LP19A_Flag[20] = no THEN  
set Ask_F54 = yes  
ENDIF
```

```
IF BSect13.LP13A_Flag[10] = no THEN set Ask_M[9] = yes  
ENDIF
```

```
ENDIF
```

Array:

BLP_POPGRP16
BSECT20C.BLP_POPGRP16

Block

Description:

Tab Name:
Fly Over Name:
Universe Type: lf

Inherited Universe:

Universe: RT10.POPGRP = 16 AND SECTCOMP[8] = 1 AND SECTCOMP[13] = 1 AND SECTCOMP[15] = 1

Universe Description: Pop Group from the SCIF is 16 and sections 8, 13 and 15 have been completed

Array:

Block Instructions:

Field

PGRP16_INTRO
BSECT20C.BLP_POPGRP16.PGRP16_INTRO

Description: Introduction

Form Pane Label: Intro

SAS Name:

Tag Name: PGRP16_INTRO

Inherited Universe:

Universe: Ask_A[17] = yes OR Ask_A[19] = yes OR Ask_A[18] = yes OR Ask_H[09] = yes OR Ask_F54 = yes OR Ask_M[09] = yes

Universe Description:

Question Text: The next few questions are about expenses made by ^YOU_ANYONE during the last 12 months, that is, as far back as ^TwelveMonthsAgo. We have used the responses that you've already given us to shorten this part of the interview, so I'll only be asking you about expenses that you told me that you did not have in the last three months.

Fills: YOU_ANYONE

Instructions: IF NUMHOUSE = 1 then fill "you"
ELSE fill "you or anyone in your household"

Fills: TwelveMonthsAgo

Instructions: IF CUR_MONTHNUM = 01 then fill "December YEAR minus 2 years"
IF CUR_MONTHNUM = 02 then fill "January YEAR minus 1 year"
IF CUR_MONTHNUM = 03 then fill "February YEAR minus 1 year"
ELSEIF CUR_MONTHNUM = 04 then fill "March YEAR minus 1 year"
ELSEIF CUR_MONTHNUM = 05 then fill "April YEAR minus 1 year"
ELSEIF CUR_MONTHNUM = 06 then fill "May YEAR minus 1 year"
ELSEIF CUR_MONTHNUM = 07 then fill "June YEAR minus 1 year"
ELSEIF CUR_MONTHNUM = 08 then fill "July YEAR minus 1 year"
ELSEIF CUR_MONTHNUM = 09 then fill "August YEAR minus 1 year"
ELSEIF CUR_MONTHNUM = 10 then fill "September YEAR minus 1 year"
ELSEIF CUR_MONTHNUM = 11 then fill "October YEAR minus 1 year"
ELSEIF CUR_MONTHNUM = 12 then fill "November YEAR minus 1 year"

Type: Enumerated

Length: 1

Answer List: TContinue

Value:	Mnemonic:	Description:
1	Continue	Enter 1 to Continue

- Don't Know
- Refuse
- Empty

- On Input
- On Output

Array:

Skip Instructions: IF Ask_A[17] = 1 then goto PSCATA17
ELSEIF Ask_A[19] = 1 then goto PSCATA19
ELSEIF Ask_A[18] = 1 then goto PSCATA18
ELSEIF Ask_H[9] = 1 then goto PSCATA09
ELSEIF Ask_F54 = 1 then goto PSCATF54
ELSEIF Ask_M[9] = 1 then goto PSCATM09
ELSE goto END_POPGRP16

Instrument SAS Name: PGRP16_INTRO

Field

PSCATA17

BSECT20C.BLP_POPGRP16.PSCATA17

Description: Purchase any men's footwear in the last 6 months

Form Pane Label: Men's Footwear

SAS Name: PSCATA17

Tag Name: PSCATA17

Inherited Universe:

Universe: Ask_A[17] = yes

Universe Description: Men's footwear was not selected in 9A

Question Text: Now, please think about the last six months, since the first of ^SixMonthsAgo have ^YOU_ANYONE purchase any men's footwear?

Fills: SixMonthsAgo

Instructions: IF CUR_MONTHNUM = 01 then fill "July YEAR minus 1 year"
ELSEIF CUR_MONTHNUM = 02 then fill "August YEAR minus 1 year"
ELSEIF CUR_MONTHNUM = 03 then fill "September YEAR minus 1 year"
ELSEIF CUR_MONTHNUM = 04 then fill "October YEAR minus 1 year"
ELSEIF CUR_MONTHNUM = 05 then fill "November YEAR minus 1 year"
ELSEIF CUR_MONTHNUM = 06 then fill "December YEAR minus 1 year"
ELSEIF CUR_MONTHNUM = 07 then fill "January YEAR"
ELSEIF CUR_MONTHNUM = 08 then fill "February YEAR"
ELSEIF CUR_MONTHNUM = 09 then fill "March YEAR"
ELSEIF CUR_MONTHNUM = 10 then fill "April YEAR"
ELSEIF CUR_MONTHNUM = 11 then fill "May YEAR"
ELSEIF CUR_MONTHNUM = 12 then fill "June YEAR"

Fills: YOU_ANYONE

Instructions: IF NUMHOUSE = 1 then fill "you"
ELSE fill "you or anyone in your household"

Type: Enumerated

Length: 1

Answer List: TYesNo

Value:	Mnemonic:	Description:
1	Yes	Yes
2	No	No

Don't Know
 Refuse
 Empty

On Input
 On Output

Array:

Skip Instructions: 1: Goto A17_COST

```
2,DK,RF: IF Ask_A[19] = 1 then goto PSCATA19
          ELSEIF Ask_A[18] = 1 then goto PSCATA18
          ELSEIF Ask_H[09] = 1 then goto PSCATA09
          ELSEIF Ask_F54 = 1 then goto PSCATF54
          ELSEIF Ask_M[09] = 1 then goto PSCATM09
          ELSE goto END_POPGRP16
```

Instrument SAS Name: PSCATA17

Destination Data Set: POP16

Field

A17_COST
BSECT20C.BLP_POPGRP16.A17_COST

Description: Purchase price

Form Pane Label: Cost

SAS Name: A17_COST

Tag Name: A17_COST

Inherited Universe:

Universe: PSCATA17 = 1

Universe Description: HH did purchase mens footwear in the last 6 months

Question Text: In the last **SIX MONTHS**, how much did ^YOU_YRCU last spend for men's footwear?

Fills: YOU_YRCU

Instructions: IF NUMHOUSE = 1 then fill "you"
ELSE fill "your household"

Type: Integer

Length: 7

Min: 1

Max: 999999

Don't Know

Refuse

Empty

On Input

On Output

Array:

Special Instructions: Display a \$ and comma in the entry field

Skip Instructions: IF ENTRY lt 5 or gt 210 then goto ERR1_A17COST

ELSE goto A17STORE

Instrument SAS Name: A17_COST

Destination Data Set: POP16

ERR1_A17COST

Check

BSECT20C.BLP_POPGRP16.ERR1_A17COST

Description: Out of Range Check

Inherited Universe:

Universe: (A17_COST lt 5 or A17_COST gt 210) AND A17_COST <> DK AND A17_COST <>
RF

Universe Description:

Text: THE VALUE ENTERED IS UNUSUALLY HIGH OR LOW

PLEASE VERIFY AND IF CORRECT, ENTER ITEM LEVEL NOTE

Check Instructions:

Type: Soft

Skip Instructions: Suppress: Goto A17STORE

All others, go back to A17_COST

Field

A17STORE
BSECT20C.BLP_POPGRP16.A17STORE

Description: Where Purchased

Form Pane Label: Business

SAS Name: A17STORE

Tag Name: A17STORE

Inherited Universe:

Universe: PSCATA17 = 1

Universe Description:

Question Text: What is the name of the business where this was last purchased?

✦ Enter store, website, or company name

Type: String

Length: 45

Don't Know

Refuse

Empty

On Input

On Output

Store Instructions: IF uppercase entry contains ".COM" then set A17PURCH = 1
and "keep" and "Show"

Array:

Skip Instructions: IF Uppercase Entry does not contains ".COM" and is not a DK
or RF then goto A17PURCH

```
ELSEIF Ask_A[19] = 1 then goto PSCATA19  
ELSEIF Ask_A[18] = 1 then goto PSCATA18  
ELSEIF Ask_H[09] = 1 then goto PSCATA09  
ELSEIF Ask_F54 = 1 then goto PSCATF54  
ELSEIF Ask_M[09] = 1 then goto PSCATM09  
ELSE goto END_POPGRP16
```

Instrument SAS Name: A17STORE

Destination Data Set: POP16

Field

A17PURCH
BSECT20C.BLP_POPGRP16.A17PURCH

Description: Purchased Online or in person

Form Pane Label: Online

SAS Name: A17PURCH

Tag Name: A17PURCH

Inherited Universe:

Universe: A17STORE = RESPONSE and
(Uppercase entry in A17STORE does not contain ".COM")

Universe Description: Business name is not DK, RF or .COM

Question Text: Was this paid for -

Type: Enumerated

Length: 1

Answer List: Tonline

Value:	Mnemonic:	Description:
1	Online	Online?
2	InPerson	In person?
3	MailTel	By mail or telephone order?
4	Other	Other

- Don't Know
- Refuse
- Empty

- On Input
- On Output

Array:

Special Instructions: Answer list descriptions for options 1-3 should be bold black

Skip Instructions: 1,3,4,DK,RF: IF Ask_A[19] = 1 then goto PSCATA19
ELSEIF Ask_A[18] = 1 then goto PSCATA18
ELSEIF Ask_H[09] = 1 then goto PSCATA09
ELSEIF Ask_F54 = 1 then goto PSCATF54
ELSEIF Ask_M[09] = 1 then goto PSCATM09

ELSE goto END_POPGRP16

2: Goto A17LOC

Instrument SAS Name: A17PURCH

Destination Data Set: POP16

Field

A17LOC
BSECT20C.BLP_POPGRP16.A17LOC

Description: Purchase location - City

Form Pane Label: Location - City

SAS Name: A17LOC

Tag Name: A17LOC

Inherited Universe:

Universe: A17PURCH = 2

Universe Description: Paid for in person

Question Text: In what city is ^A17STORE_Fill located?

Fills: A17STORE_Fill

Instructions: Fill entry in A17STORE

Type: String

Length: 45

Don't Know
 Refuse
 Empty

On Input
 On Output

Array:

Skip Instructions: Goto A17LOCST

Instrument SAS Name: A17LOC

Destination Data Set: POP16

A17LOCST

Field

BSECT20C.BLP_POPGRP16.A17LOCST

Description: Purchase location - State

Form Pane Label: State

SAS Name: A17LOCST

Tag Name: A17LOCST

Inherited Universe:

Universe: A17PURCH = 2

Universe Description: Paid for in person

Help Screen: H_DESTCODE

Question Text: ? [F1]

In what state is ^A17STORE_Fill located?

[Enter the two character state abbreviation](#)

Fills: A17STORE_Fill

Instructions: Fill entry in A17STORE

Type: String

Length: 2

- Don't Know
- Refuse
- Empty

- On Input
- On Output

Array:

Special Instructions: Use answer type TState - STRING[2], display width 4

Skip Instructions: IF entry is not a valid state abbreviation then
goto CK_A17LOCST

```
ELSEIF Ask_A[19] = 1 then goto PSCATA19  
ELSEIF Ask_A[18] = 1 then goto PSCATA18  
ELSEIF Ask_H[09] = 1 then goto PSCATA09  
ELSEIF Ask_F54 = 1 then goto PSCATF54
```



```
ELSEIF Ask_M[09] = 1 then goto PSCATM09  
ELSE goto END_POPGRP16
```

Instrument SAS Name: A17LOCST

Destination Data Set: POP16

CK_A17LOCST

Check

BSECT20C.BLP_POPGRP16.CK_A17LOCST

Description: Not a valid state abbreviation

Inherited Universe:

Universe: (Entry in A17LOCST is not a valid state abbreviation) AND A17LOCST <> DK AND A17LOCST <> RF

Universe Description: State abbreviation entered is not valid

Text: * [Not a valid state abbreviation](#)

Check Instructions:

Type: Hard

Skip Instructions: Go back to A17LOCST

Field

PSCATA19

BSECT20C.BLP_POPGRP16.PSCATA19

Description: Purchased any women's footwear in the last 6 months

Form Pane Label: Women's Footwear

SAS Name: PSCATA19

Tag Name: PSCATA19

Inherited Universe:

Universe: Ask_A[19] = yes

Universe Description: Women's footwear was not selected in 9A

Question Text: ^PSCATA19Intro_Fill have ^YOU_ANYONE purchased any women's footwear?

Fills: PSCATA19Intro_Fill

Instructions: If PSCATA17 = EMPTY then fill "Now, please think about the last six months, since the first of ^SixMonthsAgo"
ELSE fill "In the last SIX MONTHS,"

Fills: SixMonthsAgo

Instructions: IF CUR_MONTHNUM = 01 then fill "July YEAR minus 1 year"
ELSEIF CUR_MONTHNUM = 02 then fill "August YEAR minus 1 year"
ELSEIF CUR_MONTHNUM = 03 then fill "September YEAR minus 1 year"
ELSEIF CUR_MONTHNUM = 04 then fill "October YEAR minus 1 year"
ELSEIF CUR_MONTHNUM = 05 then fill "November YEAR minus 1 year"
ELSEIF CUR_MONTHNUM = 06 then fill "December YEAR minus 1 year"
ELSEIF CUR_MONTHNUM = 07 then fill "January YEAR"
ELSEIF CUR_MONTHNUM = 08 then fill "February YEAR"
ELSEIF CUR_MONTHNUM = 09 then fill "March YEAR"
ELSEIF CUR_MONTHNUM = 10 then fill "April YEAR"
ELSEIF CUR_MONTHNUM = 11 then fill "May YEAR"
ELSEIF CUR_MONTHNUM = 12 then fill "June YEAR"

Fills: YOU_ANYONE

Instructions: IF NUMHOUSE = 1 then fill "you"
ELSE fill "you or anyone in your household"

Type: Enumerated

Length: 1

Answer List: TYesNo

Value:	Mnemonic:	Description:
1	Yes	Yes
2	No	No

- Don't Know
- Refuse
- Empty

- On Input
- On Output

Array:

Skip Instructions: 1: Goto A19_COST

```
2,DK,RF: IF Ask_A[18] = 1 then goto PSCATA18
          ELSEIF Ask_H[09] = 1 then goto PSCATA09
          ELSEIF Ask_F54 = 1 then goto PSCATF54
          ELSEIF Ask_M[09] = 1 then goto PSCATM09
          ELSE goto END_POPGRP16
```

Instrument SAS Name: PSCATA19

Destination Data Set: POP16

Field

A19_COST
BSECT20C.BLP_POPGRP16.A19_COST

Description: Purchase price

Form Pane Label: Cost

SAS Name: A19_COST

Tag Name: A19_COST

Inherited Universe:

Universe: PSCATA19 = 1

Universe Description: HH did purchase women's footwear in the last 6 months

Question Text: In the last SIX MONTHS, how much did ^YOU_YRCU last spend for women's footwear?

Fills: YOU_YRCU

Instructions: IF NUMHOUSE = 1 then fill "you"
ELSE fill "your household"

Type: Integer

Length: 7

Min: 1

Max: 999999

Don't Know

Refuse

Empty

On Input

On Output

Array:

Special Instructions: Display a \$ and comma in the entry field

Skip Instructions: IF ENTRY lt 5 or gt 210 then goto ERR1_A19COST

ELSE goto A19STORE

Instrument SAS Name: A19_COST

Destination Data Set: POP16

ERR1_A19COST

Check

BSECT20C.BLP_POPGRP16.ERR1_A19COST

Description: Out of Range Check

Inherited Universe:

Universe: (A19_COST lt 5 or A19_COST gt 210) AND A19_COST <> DK AND A19_COST <>
RF

Universe Description:

Text: THE VALUE ENTERED IS UNUSUALLY HIGH OR LOW

PLEASE VERIFY AND IF CORRECT, ENTER ITEM LEVEL NOTE

Check Instructions:

Type: Soft

Skip Instructions: Suppress: Goto A19STORE

All others, go back to A19_COST

Field

A19STORE
BSECT20C.BLP_POPGRP16.A19STORE

Description: Where Purchased

Form Pane Label: Business

SAS Name: A19STORE

Tag Name: A19STORE

Inherited Universe:

Universe: PSCATA19 = 1

Universe Description:

Question Text: What is the name of the business where this was last purchased?

✦ Enter store, website, or company name

Type: String

Length: 45

Don't Know

Refuse

Empty

On Input

On Output

Store Instructions: IF uppercase entry contains ".COM" then set A19PURCH = 1
and "keep" and "Show"

Array:

Skip Instructions: IF Uppercase Entry does not contains ".COM" and is not a DK
or RF then goto A19PURCH

ELSEIF Ask_A[18] = 1 then goto PSCATA18

ELSEIF Ask_H[09] = 1 then goto PSCATA09

ELSEIF Ask_F54 = 1 then goto PSCATF54

ELSEIF Ask_M[09] = 1 then goto PSCATM09

ELSE goto END_POPGRP16

Instrument SAS Name: A19STORE

Destination Data Set: POP16

A19PURCH

Field

BSECT20C.BLP_POPGRP16.A19PURCH

Description: Purchased Online or in person

Form Pane Label: Online

SAS Name: A19PURCH

Tag Name: A19PURCH

Inherited Universe:

Universe: A19STORE = RESPONSE and
(Uppercase entry in A19STORE does not contain ".COM")

Universe Description: Business name is not DK, RF or .COM

Question Text: Was this paid for -

Type: Enumerated

Length: 1

Answer List: Tonline

Value:	Mnemonic:	Description:
1	Online	Online?
2	InPerson	In person?
3	MailTel	By mail or telephone order?
4	Other	Other

- Don't Know
- Refuse
- Empty

- On Input
- On Output

Array:

Special Instructions: Answer list descriptions for options 1-3 should be bold black

Skip Instructions: 1,3,4,DK,RF: IF Ask_A[18] = 1 then goto PSCATA18
ELSEIF Ask_H[09] = 1 then goto PSCATA09
ELSEIF Ask_F54 = 1 then goto PSCATF54
ELSEIF Ask_M[09] = 1 then goto PSCATM09
ELSE goto END_POPGRP16

2: Goto A19LOC

Instrument SAS Name: A19PURCH

Destination Data Set: POP16

A19LOC

Field

BSECT20C.BLP_POPGRP16.A19LOC

Description: Purchase location - City

Form Pane Label: Location - City

SAS Name: A19LOC

Tag Name: A19LOC

Inherited Universe:

Universe: A19PURCH = 2

Universe Description: Paid for in person

Question Text: In what city is ^A19STORE_Fill located?

Fills: A19STORE_Fill

Instructions: Fill entry in A19STORE

Type: String

Length: 45

Don't Know
 Refuse
 Empty

On Input
 On Output

Array:

Skip Instructions: Goto A19LOCST

Instrument SAS Name: A19LOC

Destination Data Set: POP16

Field

A19LOCST
BSECT20C.BLP_POPGRP16.A19LOCST

Description: Purchase location - State

Form Pane Label: State

SAS Name: A19LOCST

Tag Name: A19LOCST

Inherited Universe:

Universe: A19PURCH = 2

Universe Description: Paid for in person

Help Screen: H_DESTCODE

Question Text: ? [F1]

In what state is ^A19STORE_Fill located?

Enter the two character state abbreviation

Fills: A19STORE_Fill

Instructions: Fill entry in A19STORE

Type: String

Length: 2

- Don't Know
- Refuse
- Empty

- On Input
- On Output

Array:

Special Instructions: Use answer type TState - STRING[2], display width 4

Skip Instructions: IF entry is not a valid state abbreviation then
goto CK_A19LOCST

ELSEIF Ask_A[18] = 1 then goto PSCATA18
ELSEIF Ask_H[09] = 1 then goto PSCATA09
ELSEIF Ask_F54 = 1 then goto PSCATF54
ELSEIF Ask_M[09] = 1 then goto PSCATM09

ELSE goto END_POPGRP16

Instrument SAS Name: A19LOCST

Destination Data Set: POP16

Check

CK_A19LOCST
BSECT20C.BLP_POPGRP16.CK_A19LOCST

Description: Not a valid state abbreviation

Inherited Universe:

Universe: (Entry in A19LOCST is not a valid state abbreviation) AND A19LOCST <> DK AND A19LOCST <> RF

Universe Description: State abbreviation entered is not valid

Text: * [Not a valid state abbreviation](#)

Check Instructions:

Type: Hard

Skip Instructions: Go back to A19LOCST

PSCATA18

Field

BSECT20C.BLP_POPGRP16.PSCATA18

Description: Purchased any boys' or girls' footwear in the last 6 months

Form Pane Label: Children's Footwear

SAS Name: PSCATA18

Tag Name: PSCATA18

Inherited Universe:

Universe: Ask_A[18] = yes

Universe Description: Children's footwear was not selected in 9A

Question Text: ^PSCATA18Intro_Fill have ^YOU_ANYONE purchased any boys' or girls' footwear?

Fills: PSCATA18Intro_Fill

Instructions: If PSCATA17 = EMPTY and PSCATA19 = EMPTY then fill "Now, please think about the last six months, since the first of ^SixMonthsAgo"
ELSE fill "In the last SIX MONTHS,"

Fills: SixMonthsAgo

Instructions: IF CUR_MONTHNUM = 01 then fill "July YEAR minus 1 year"
ELSEIF CUR_MONTHNUM = 02 then fill "August YEAR minus 1 year"
ELSEIF CUR_MONTHNUM = 03 then fill "September YEAR minus 1 year"
ELSEIF CUR_MONTHNUM = 04 then fill "October YEAR minus 1 year"
ELSEIF CUR_MONTHNUM = 05 then fill "November YEAR minus 1 year"
ELSEIF CUR_MONTHNUM = 06 then fill "December YEAR minus 1 year"
ELSEIF CUR_MONTHNUM = 07 then fill "January YEAR"
ELSEIF CUR_MONTHNUM = 08 then fill "February YEAR"
ELSEIF CUR_MONTHNUM = 09 then fill "March YEAR"
ELSEIF CUR_MONTHNUM = 10 then fill "April YEAR"
ELSEIF CUR_MONTHNUM = 11 then fill "May YEAR"
ELSEIF CUR_MONTHNUM = 12 then fill "June YEAR"

Fills: YOU_ANYONE

Instructions: IF NUMHOUSE = 1 then fill "you"
ELSE fill "you or anyone in your household"

Type: Enumerated

Length: 1

Answer List: TYesNo

Value:	Mnemonic:	Description:
1	Yes	Yes
2	No	No

- Don't Know
- Refuse
- Empty

- On Input
- On Output

Array:

Skip Instructions: 1: Goto A18_COST

```
2,DK,RF: IF Ask_H[09] = 1 then goto PSCATA09
          ELSEIF Ask_F54 = 1 then goto PSCATF54
          ELSEIF Ask_M[09] = 1 then goto PSCATM09
          ELSE goto END_POPGRP16
```

Instrument SAS Name: PSCATA18

Destination Data Set: POP16

A18_COST

Field

BSECT20C.BLP_POPGRP16.A18_COST

Description: Purchase price

Form Pane Label: Cost

SAS Name: A18_COST

Tag Name: A18_COST

Inherited Universe:

Universe: PSCATA18 = 1

Universe Description: HH did purchase children's footwear in the last 6 months

Question Text: In the last **SIX MONTHS**, how much did ^YOU_YRCU last spend for boys' or girls' footwear?

Fills: YOU_YRCU

Instructions: IF NUMHOUSE = 1 then fill "you"
ELSE fill "your household"

Type: Integer

Length: 7

Min: 1

Max: 999999

Don't Know

Refuse

Empty

On Input

On Output

Array:

Special Instructions: Display a \$ and comma in the entry field

Skip Instructions: IF ENTRY lt 5 or gt 210 then goto ERR1_A18COST

ELSE goto A18STORE

Instrument SAS Name: A18_COST

Destination Data Set: POP16

Check

ERR1_A18COST
BSECT20C.BLP_POPGRP16.ERR1_A18COST

Description: Out of Range Check

Inherited Universe:

Universe: (A18_COST lt 5 or A18_COST gt 210) AND A18_COST <> DK AND A18_COST <>
RF

Universe Description:

Text: THE VALUE ENTERED IS UNUSUALLY HIGH OR LOW

PLEASE VERIFY AND IF CORRECT, ENTER ITEM LEVEL NOTE

Check Instructions:

Type: Soft

Skip Instructions: Suppress: Goto A18STORE

All others, go back to A18_COST

A18STORE

Field

BSECT20C.BLP_POPGRP16.A18STORE

Description: Where Purchased

Form Pane Label: Business

SAS Name: A18STORE

Tag Name: A18STORE

Inherited Universe:

Universe: PSCATA18 = 1

Universe Description:

Question Text: What is the name of the business where this was last purchased?

✦ Enter store, website, or company name

Type: String

Length: 45

Don't Know

Refuse

Empty

On Input

On Output

Store Instructions: IF uppercase entry contains ".COM" then set A18PURCH = 1
and "keep" and "Show"

Array:

Skip Instructions: IF Uppercase Entry does not contains ".COM" and is not a DK
or RF then goto A18PURCH

ELSEIF Ask_H[09] = 1 then goto PSCATA09

ELSEIF Ask_F54 = 1 then goto PSCATF54

ELSEIF Ask_M[09] = 1 then goto PSCATM09

ELSE goto END_POPGRP16

Instrument SAS Name: A18STORE

Destination Data Set: POP16

Field

A18PURCH
BSECT20C.BLP_POPGRP16.A18PURCH

Description: Purchased Online or in person

Form Pane Label: Online

SAS Name: A18PURCH

Tag Name: A18PURCH

Inherited Universe:

Universe: A18STORE = RESPONSE and
(Uppercase entry in A18STORE does not contain ".COM")

Universe Description: Business name is not DK, RF or .COM

Question Text: Was this paid for -

Type: Enumerated

Length: 1

Answer List: Tonline

Value:	Mnemonic:	Description:
1	Online	Online?
2	InPerson	In person?
3	MailTel	By mail or telephone order?
4	Other	Other

- Don't Know
- Refuse
- Empty

- On Input
- On Output

Array:

Special Instructions: Answer list descriptions for options 1-3 should be bold black

Skip Instructions: 1,3,4,DK,RF: IF Ask_H[09] = 1 then goto PSCATA09
ELSEIF Ask_F54 = 1 then goto PSCATF54
ELSEIF Ask_M[09] = 1 then goto PSCATM09
ELSE goto END_POPGRP16

2: Goto A18LOC

Instrument SAS Name: A18PURCH

Destination Data Set: POP16

Field

A18LOC
BSECT20C.BLP_POPGRP16.A18LOC

Description: Purchase location - City

Form Pane Label: Location - City

SAS Name: A18LOC

Tag Name: A18LOC

Inherited Universe:

Universe: A18PURCH = 2

Universe Description: Paid for in person

Question Text: In what city is ^A18STORE_Fill located?

Fills: A18STORE_Fill

Instructions: Fill entry in A18STORE

Type: String

Length: 45

Don't Know
 Refuse
 Empty

On Input
 On Output

Array:

Skip Instructions: Goto A18LOCST

Instrument SAS Name: A18LOC

Destination Data Set: POP16

A18LOCST

Field

BSECT20C.BLP_POPGRP16.A18LOCST

Description: Purchase location - State

Form Pane Label: State

SAS Name: A18LOCST

Tag Name: A18LOCST

Inherited Universe:

Universe: A18PURCH = 2

Universe Description: Paid for in person

Help Screen: H_DESTCODE

Question Text: ? [F1]

In what state is ^A18STORE_Fill located?

[Enter the two character state abbreviation](#)

Fills: A18STORE_Fill

Instructions: Fill entry in A18STORE

Type: String

Length: 2

- Don't Know
- Refuse
- Empty

- On Input
- On Output

Array:

Special Instructions: Use answer type TState - STRING[2], display width 4

Skip Instructions: IF entry is not a valid state abbreviation then
goto CK_A18LOCST

ELSEIF Ask_H[09] = 1 then goto PSCATA09
ELSEIF Ask_F54 = 1 then goto PSCATF54
ELSEIF Ask_M[09] = 1 then goto PSCATM09
ELSE goto END_POPGRP16

Instrument SAS Name: A18LOCST

Destination Data Set: POP16

CK_A18LOCST

Check

BSECT20C.BLP_POPGRP16.CK_A18LOCST

Description: Not a valid state abbreviation

Inherited Universe:

Universe: (Entry in A18LOCST is not a valid state abbreviation) AND A18LOCST <> DK AND A18LOCST <> RF

Universe Description: State abbreviation entered is not valid

Text: * [Not a valid state abbreviation](#)

Check Instructions:

Type: Hard

Skip Instructions: Go back to A18LOCST

Field

PSCATH09

BSECT20C.BLP_POPGRP16.PSCATH09

Description: Purchase any household linens in the last 6 months

Form Pane Label: Linens

SAS Name: PSCATH09

Tag Name: PSCATH09

Inherited Universe:

Universe: Ask_H[09] = yes

Universe Description: Linens were not selected in 8A

Question Text: ^PSCATH09Intro_Fill have ^YOU_ANYONE purchased any household linens such as kitchen or bathroom towels, bedding, or tablecloths?

Fills: PSCATH09Intro_Fill

Instructions: If PSCATA17 = EMPTY and PSCATA19 = EMPTY PSCATA18 = EMPTY then fill "
Now, please think about the last six months, since the first of ^SixMonthsAgo"
ELSE fill "In the last SIX MONTHS,"

Fills: SixMonthsAgo

Instructions: IF CUR_MONTHNUM = 01 then fill "July YEAR minus 1 year"
ELSEIF CUR_MONTHNUM = 02 then fill "August YEAR minus 1 year"
ELSEIF CUR_MONTHNUM = 03 then fill "September YEAR minus 1 year"
ELSEIF CUR_MONTHNUM = 04 then fill "October YEAR minus 1 year"
ELSEIF CUR_MONTHNUM = 05 then fill "November YEAR minus 1 year"
ELSEIF CUR_MONTHNUM = 06 then fill "December YEAR minus 1 year"
ELSEIF CUR_MONTHNUM = 07 then fill "January YEAR"
ELSEIF CUR_MONTHNUM = 08 then fill "February YEAR"
ELSEIF CUR_MONTHNUM = 09 then fill "March YEAR"
ELSEIF CUR_MONTHNUM = 10 then fill "April YEAR"
ELSEIF CUR_MONTHNUM = 11 then fill "May YEAR"
ELSEIF CUR_MONTHNUM = 12 then fill "June YEAR"

Fills: YOU_ANYONE

Instructions: IF NUMHOUSE = 1 then fill "you"
ELSE fill "you or anyone in your household"

Type: Enumerated

Length: 1

Answer List: TYesNo

Value:	Mnemonic:	Description:
1	Yes	Yes
2	No	No

- Don't Know
- Refuse
- Empty

- On Input
- On Output

Array:

Skip Instructions: 1: Goto H09_COST

2,DK,RF: IF Ask_F54 = 1 then goto PSCATF54
ELSEIF Ask_M[09] = 1 then goto PSCATM09
ELSE goto END_POPGRP16

Instrument SAS Name: PSCATH09

Destination Data Set: POP16

Field

H09_COST
BSECT20C.BLP_POPGRP16.H09_COST

Description: Purchase price

Form Pane Label: Cost

SAS Name: H09_COST

Tag Name: H09_COST

Inherited Universe:

Universe: PSCATH09 = 1

Universe Description: HH did purchase linens in the last 6 months

Question Text: In the last SIX MONTHS, how much did ^YOU_YRCU last spend for household linens such as kitchen or bathroom towels, bedding, or tablecloths?

Fills: YOU_YRCU

Instructions: IF NUMHOUSE = 1 then fill "you"
ELSE fill "your household"

Type: Integer

Length: 7

Min: 1

Max: 999999

Don't Know

Refuse

Empty

On Input

On Output

Array:

Special Instructions: Display a \$ and comma in the entry field

Skip Instructions: IF ENTRY lt 5 or gt 374 then goto ERR1_H09COST

ELSE goto H09STORE

Instrument SAS Name: H09_COST

Destination Data Set: POP16

ERR1_H09COST

Check

BSECT20C.BLP_POPGRP16.ERR1_H09COST

Description: Out of Range Check

Inherited Universe:

Universe: (H09_COST lt 5 or H09_COST gt 374) AND H09_COST <> DK AND H09_COST <>
RF

Universe Description:

Text: THE VALUE ENTERED IS UNUSUALLY HIGH OR LOW

PLEASE VERIFY AND IF CORRECT, ENTER ITEM LEVEL NOTE

Check Instructions:

Type: Soft

Skip Instructions: Suppress: Goto H09STORE

All others, go back to H09_COST

Field

H09STORE
BSECT20C.BLP_POPGRP16.H09STORE

Description: Where Purchased

Form Pane Label: Business

SAS Name: H09STORE

Tag Name: H09STORE

Inherited Universe:

Universe: PSCATH09 = 1

Universe Description:

Question Text: What is the name of the business where this was last purchased?

✦ Enter store, website, or company name

Type: String

Length: 45

Don't Know

Refuse

Empty

On Input

On Output

Store Instructions: IF uppercase entry contains ".COM" then set H09PURCH = 1
and "keep" and "Show"

Array:

Skip Instructions: IF Uppercase Entry does not contains ".COM" and is not a DK
or RF then goto H09PURCH

ELSEIF Ask_F54 = 1 then goto PSCATF54

ELSEIF Ask_M[09] = 1 then goto PSCATM09

ELSE goto END_POPGRP16

Instrument SAS Name: H09STORE

Destination Data Set: POP16

H09PURCH

Field

BSECT20C.BLP_POPGRP16.H09PURCH

Description: Purchased Online or in person

Form Pane Label: Online

SAS Name: H09PURCH

Tag Name: H09PURCH

Inherited Universe:

Universe: H09STORE = RESPONSE and
(Uppercase entry in H09STORE does not contain ".COM")

Universe Description: Business name is not DK, RF or .COM

Question Text: Was this paid for -

Type: Enumerated

Length: 1

Answer List: Tonline

Value:	Mnemonic:	Description:
1	Online	Online?
2	InPerson	In person?
3	MailTel	By mail or telephone order?
4	Other	Other

- Don't Know
- Refuse
- Empty

- On Input
- On Output

Array:

Special Instructions: Answer list descriptions for options 1-3 should be bold black

Skip Instructions: 1,3,4,DK,RF: IF Ask_F54 = 1 then goto PSCATF54
ELSEIF Ask_M[09] = 1 then goto PSCATM09
ELSE goto END_POPGRP16

2: Goto H09LOC

Instrument SAS Name: H09PURCH

Destination Data Set: POP16

H09LOC

Field

BSECT20C.BLP_POPGRP16.H09LOC

Description: Purchase location - City

Form Pane Label: Location - City

SAS Name: H09LOC

Tag Name: H09LOC

Inherited Universe:

Universe: H09PURCH = 2

Universe Description: Paid for in person

Question Text: In what city is ^H09STORE_Fill located?

Fills: H09STORE_Fill

Instructions: Fill entry in H09STORE

Type: String

Length: 45

Don't Know
 Refuse
 Empty

On Input
 On Output

Array:

Skip Instructions: Goto H09LOCST

Instrument SAS Name: H09LOC

Destination Data Set: POP16

Field

H09LOCST
BSECT20C.BLP_POPGRP16.H09LOCST

Description: Purchase location - State

Form Pane Label: State

SAS Name: H09LOCST

Tag Name: H09LOCST

Inherited Universe:

Universe: H09PURCH = 2

Universe Description: Paid for in person

Help Screen: H_DESTCODE

Question Text: ? [F1]

In what state is ^H09STORE_Fill located?

[Enter the two character state abbreviation](#)

Fills: H09STORE_Fill

Instructions: Fill entry in H09STORE

Type: String

Length: 2

- Don't Know
- Refuse
- Empty

- On Input
- On Output

Array:

Special Instructions: Use answer type TState - STRING[2], display width 4

Skip Instructions: IF entry is not a valid state abbreviation then
goto CK_H09LOCST

ELSEIF Ask_F54 = 1 then goto PSCATF54
ELSEIF Ask_M[09] = 1 then goto PSCATM09
ELSE goto END_POPGRP16

Instrument SAS Name: H09LOCST

Destination Data Set: POP16

Check

CK_H09LOCST
BSECT20C.BLP_POPGRP16.CK_H09LOCST

Description: Not a valid state abbreviation

Inherited Universe:

Universe: (Entry in H09LOCST is not a valid state abbreviation) AND H09LOCST <> DK AND H09LOCST <> RF

Universe Description: State abbreviation entered is not valid

Text: * [Not a valid state abbreviation](#)

Check Instructions:

Type: Hard

Skip Instructions: Go back to H09LOCST

PSCATF54

Field

BSECT20C.BLP_POPGRP16.PSCATF54

Description: Had any expenses for catered events or board in the last 12 months

Form Pane Label: Catered Events

SAS Name: PSCATF54

Tag Name: PSCATF54

Inherited Universe:

Universe: Ask_F54 = 1

Universe Description: Food or board or catering not selected in 16 or 19A

Question Text: Now, please think about the last 12 months, since the first of
^TwelveMonthsAgo have ^YOU_ANYONE had any expenses for catered events
or board?

Fills: TwelveMonthsAgo

Instructions: IF CUR_MONTHNUM = 01 then fill "December YEAR minus 2 years"
IF CUR_MONTHNUM = 02 then fill "January YEAR minus 1 year"
IF CUR_MONTHNUM = 03 then fill "February YEAR minus 1 year"
ELSEIF CUR_MONTHNUM = 04 then fill "March YEAR minus 1 year"
ELSEIF CUR_MONTHNUM = 05 then fill "April YEAR minus 1 year"
ELSEIF CUR_MONTHNUM = 06 then fill "May YEAR minus 1 year"
ELSEIF CUR_MONTHNUM = 07 then fill "June YEAR minus 1 year"
ELSEIF CUR_MONTHNUM = 08 then fill "July YEAR minus 1 year"
ELSEIF CUR_MONTHNUM = 09 then fill "August YEAR minus 1 year"
ELSEIF CUR_MONTHNUM = 10 then fill "September YEAR minus 1 year"
ELSEIF CUR_MONTHNUM = 11 then fill "October YEAR minus 1 year"
ELSEIF CUR_MONTHNUM = 12 then fill "November YEAR minus 1 year"

Fills: YOU_ANYONE

Instructions: IF NUMHOUSE = 1 then fill "you"
ELSE fill "you or anyone in your household"

Type: Enumerated

Length: 1

Answer List: TYesNo

Value:	Mnemonic:	Description:
1	Yes	Yes
2	No	No

Don't Know
 Refuse
 Empty

On Input
 On Output

Array:

Skip Instructions: 1: Goto F54_COST

2,DK,RF: IF Ask_M[09] = 1 then goto PSCATM09
ELSE goto END_POPGRP16

Instrument SAS Name: PSCATF54

Destination Data Set: POP16

F54_COST

Field

BSECT20C.BLP_POPGRP16.F54_COST

Description: Purchase price

Form Pane Label: Cost

SAS Name: F54_COST

Tag Name: F54_COST

Inherited Universe:

Universe: PSCATF54 = 1

Universe Description:

Question Text: In the last 12 MONTHS, how much was ^YR_YRCUS last expense for catered events or board?

Fills: YR_YRCUS

Instructions: IF NUMHOUSE = 1 then fill "your"
ELSE fill "your household's"

Type: Integer

Length: 7

Min: 1

Max: 999999

Don't Know

Refuse

Empty

On Input

On Output

Array:

Special Instructions: Display a \$ and comma in the entry field

Skip Instructions: IF ENTRY lt 10 or gt 6500 then goto ERR1_F54COST

ELSE goto F54_STORE

Instrument SAS Name: F54_COST

Destination Data Set: POP16

Check

ERR1_F54COST
BSECT20C.BLP_POPGRP16.ERR1_F54COST

Description: Out of Range Check

Inherited Universe:

Universe: (F54_COST lt 10 or F54_COST gt 6500) AND F54_COST <> DK AND F54_COST <> RF

Universe Description:

Text: THE VALUE ENTERED IS UNUSUALLY HIGH OR LOW

PLEASE VERIFY AND IF CORRECT, ENTER ITEM LEVEL NOTE

Check Instructions:

Type: Soft

Skip Instructions: Suppress: Goto F54STORE

All others, go back to F54_COST

F54STORE

Field

BSECT20C.BLP_POPGRP16.F54STORE

Description: Where Purchased

Form Pane Label: Business

SAS Name: F54STORE

Tag Name: F54STORE

Inherited Universe:

Universe: PSCATF54 = 1

Universe Description:

Question Text: What is the name of the business where ^YOU_YRCU had this expense?

✦ Enter store, website, or company name

Fills: YOU_YRCU

Instructions: IF NUMHOUSE = 1 then fill "you"
ELSE fill "your household"

Type: String

Length: 45

Don't Know

Refuse

Empty

On Input

On Output

Store Instructions: IF uppercase entry contains ".COM" then set F54PURCH = 1
and "keep" and "Show"

Array:

Skip Instructions: IF Uppercase Entry does not contains ".COM" and is not a DK
or RF then goto F54PURCH

ELSEIF Ask_M[09] = 1 then goto PSCATM09

ELSE goto END_POPGRP16

Instrument SAS Name: F54STORE

Destination Data Set: POP16

F54PURCH

Field

BSECT20C.BLP_POPGRP16.F54PURCH

Description: Purchased Online or in person

Form Pane Label: Online

SAS Name: F54PURCH

Tag Name: F54PURCH

Inherited Universe:

Universe: F54STORE = RESPONSE and
(Uppercase entry in F54STORE does not contain ".COM")

Universe Description: Business name is not DK, RF or .COM

Question Text: Was this paid for -

Type: Enumerated

Length: 1

Answer List: Tonline

Value:	Mnemonic:	Description:
1	Online	Online?
2	InPerson	In person?
3	MailTel	By mail or telephone order?
4	Other	Other

- Don't Know
- Refuse
- Empty

- On Input
- On Output

Array:

Special Instructions: Answer list descriptions for options 1-3 should be bold black

Skip Instructions: 1,3,4,DK,RF: IF Ask_M[09] = 1 then goto PSCATM09
ELSE goto END_POPGRP16

2: Goto F54LOC

Instrument SAS Name: F54PURCH

Destination Data Set: POP16

F54LOC

Field

BSECT20C.BLP_POPGRP16.F54LOC

Description: Purchase location - City

Form Pane Label: Location - City

SAS Name: F54LOC

Tag Name: F54LOC

Inherited Universe:

Universe: F54PURCH = 2

Universe Description: Paid for in person

Question Text: In what city is ^F54STORE_Fill located?

Fills: F54STORE_Fill

Instructions: Fill entry in F54STORE

Type: String

Length: 45

- Don't Know
- Refuse
- Empty

- On Input
- On Output

Array:

Skip Instructions: Goto F54LOCST

Instrument SAS Name: F54LOC

Destination Data Set: POP16

Field

F54LOCST
BSECT20C.BLP_POPGRP16.F54LOCST

Description: Purchase location - State

Form Pane Label: State

SAS Name: F54LOCST

Tag Name: F54LOCST

Inherited Universe:

Universe: F54PURCH = 2

Universe Description: Paid for in person

Help Screen: H_DESTCODE

Question Text: ? [F1]

In what state is ^F54STORE_Fill located?

Enter the two character state abbreviation

Fills: F54STORE_Fill

Instructions: Fill entry in F54STORE

Type: String

Length: 2

- Don't Know
- Refuse
- Empty

- On Input
- On Output

Array:

Special Instructions: Use answer type TState - STRING[2], display width 4

Skip Instructions: IF entry is not a valid state abbreviation then
goto CK_F54LOCST

ELSEIF Ask_M[09] = 1 then goto PSCATM09
ELSE goto END_POPGRP16

Instrument SAS Name: F54LOCST

Destination Data Set: POP16

Check

CK_F54LOCST
BSECT20C.BLP_POPGRP16.CK_F54LOCST

Description: Not a valid state abbreviation

Inherited Universe:

Universe: (Entry in F54LOCST is not a valid state abbreviation) AND F54LOCST <> DK AND F54LOCST <> RF

Universe Description: State abbreviation entered is not valid

Text: * [Not a valid state abbreviation](#)

Check Instructions:

Type: Hard

Skip Instructions: Go back to F54LOCST

PSCATM09

Field

BSECT20C.BLP_POPGRP16.PSCATM09

Description: Had any expenses for adult day care in the last 12 months

Form Pane Label: Adult Day Care

SAS Name: PSCATM09

Tag Name: PSCATM09

Inherited Universe:

Universe: Ask_M[09] = yes

Universe Description: Adult day care centers was not selected in 14A

Question Text: ^PSCATM09Intro_Fill have ^YOU_ANYONE had any expenses for adult day care?

Fills: PSCATM09Intro_Fill

Instructions: If PSCATF54 = EMPTY then fill "Now, please think about the last 12 months, since the first of ^TwelveMonthsAgo"
ELSE fill "In the last 12 MONTHS,"

Fills: TwelveMonthsAgo

Instructions: IF CUR_MONTHNUM = 01 then fill "December YEAR minus 2 years"
IF CUR_MONTHNUM = 02 then fill "January YEAR minus 1 year"
IF CUR_MONTHNUM = 03 then fill "February YEAR minus 1 year"
ELSEIF CUR_MONTHNUM = 04 then fill "March YEAR minus 1 year"
ELSEIF CUR_MONTHNUM = 05 then fill "April YEAR minus 1 year"
ELSEIF CUR_MONTHNUM = 06 then fill "May YEAR minus 1 year"
ELSEIF CUR_MONTHNUM = 07 then fill "June YEAR minus 1 year"
ELSEIF CUR_MONTHNUM = 08 then fill "July YEAR minus 1 year"
ELSEIF CUR_MONTHNUM = 09 then fill "August YEAR minus 1 year"
ELSEIF CUR_MONTHNUM = 10 then fill "September YEAR minus 1 year"
ELSEIF CUR_MONTHNUM = 11 then fill "October YEAR minus 1 year"
ELSEIF CUR_MONTHNUM = 12 then fill "November YEAR minus 1 year"

Fills: YOU_ANYONE

Instructions: IF NUMHOUSE = 1 then fill "you"
ELSE fill "you or anyone in your household"

Type: Enumerated

Length: 1

Answer List: TYesNo

Value:	Mnemonic:	Description:
1	Yes	Yes
2	No	No

- Don't Know
- Refuse
- Empty

- On Input
- On Output

Array:

Skip Instructions: 1: Goto M09_COST

2,DK,RF: Goto END_POPGRP16

Instrument SAS Name: PSCATM09

Destination Data Set: POP16

M09_COST

Field

BSECT20C.BLP_POPGRP16.M09_COST

Description: Purchase price

Form Pane Label: Cost

SAS Name: M09_COST

Tag Name: M09_COST

Inherited Universe:

Universe: PSCATM09 = 1

Universe Description:

Question Text: In the last 12 MONTHS, how much was ^YR_YRCUS last expense for adult day care?

Fills: YR_YRCUS

Instructions: IF NUMHOUSE = 1 then fill "your"
ELSE fill "your household's"

Type: Integer

Length: 7

Min: 1

Max: 999999

Don't Know

Refuse

Empty

On Input

On Output

Array:

Special Instructions: Display a \$ and comma in the entry field

Skip Instructions: IF ENTRY lt 5 or gt 1200 then goto ERR1_M09COST

ELSE goto M09_STORE

Instrument SAS Name: M09_COST

Destination Data Set: POP16

Check

ERR1_M09COST
BSECT20C.BLP_POPGRP16.ERR1_M09COST

Description: Out of Range Check

Inherited Universe:

Universe: (M09_COST lt 5 or M09_COST gt 1200) AND M09_COST <> DK AND M09_COST <> RF

Universe Description:

Text: THE VALUE ENTERED IS UNUSUALLY HIGH OR LOW

PLEASE VERIFY AND IF CORRECT, ENTER ITEM LEVEL NOTE

Check Instructions:

Type: Soft

Skip Instructions: Suppress: Goto M09STORE

All others, go back to M09_COST

M09STORE

Field

BSECT20C.BLP_POPGRP16.M09STORE

Description: Where Purchased

Form Pane Label: Business

SAS Name: M09STORE

Tag Name: M09STORE

Inherited Universe:

Universe: PSCATM09 = 1

Universe Description:

Question Text: What is the name of the business where ^YOU_YRCU had this expense?

✦ Enter store, website, or company name

Fills: YOU_YRCU

Instructions: IF NUMHOUSE = 1 then fill "you"
ELSE fill "your household"

Type: String

Length: 45

Don't Know

Refuse

Empty

On Input

On Output

Store Instructions: IF uppercase entry contains ".COM" then set M09PURCH = 1
and "keep" and "Show"

Array:

Skip Instructions: IF Uppercase Entry does not contains ".COM" and is not a DK
or RF then goto M09PURCH

ELSE goto END_POPGRP16

Instrument SAS Name: M09STORE

Destination Data Set: POP16

Field

M09PURCH
BSECT20C.BLP_POPGRP16.M09PURCH

Description: Purchased Online or in person

Form Pane Label: Online

SAS Name: M09PURCH

Tag Name: M09PURCH

Inherited Universe:

Universe: M09STORE = RESPONSE and
(Uppercase entry in M09STORE does not contain ".COM")

Universe Description: Business name is not DK, RF or .COM

Question Text: Was this paid for -

Type: Enumerated

Length: 1

Answer List: Tonline

Value:	Mnemonic:	Description:
1	Online	Online?
2	InPerson	In person?
3	MailTel	By mail or telephone order?
4	Other	Other

- Don't Know
- Refuse
- Empty

- On Input
- On Output

Array:

Special Instructions: Answer list descriptions for options 1-3 should be bold black

Skip Instructions: 1,3,4,DK,RF: Goto END_POPGRP16

2: Goto M09LOC

Instrument SAS Name: M09PURCH

Destination Data Set: POP16

Field

M09LOC
BSECT20C.BLP_POPGRP16.M09LOC

Description: Purchase location - City

Form Pane Label: Location - City

SAS Name: M09LOC

Tag Name: M09LOC

Inherited Universe:

Universe: M09PURCH = 2

Universe Description: Paid for in person

Question Text: In what city is ^M09STORE_Fill located?

Fills: M09STORE_Fill

Instructions: Fill entry in M09STORE

Type: String

Length: 45

Don't Know
 Refuse
 Empty

On Input
 On Output

Array:

Skip Instructions: Goto M09LOCST

Instrument SAS Name: M09LOC

Destination Data Set: POP16

M09LOCST

Field

BSECT20C.BLP_POPGRP16.M09LOCST

Description: Purchase location - State

Form Pane Label: State

SAS Name: M09LOCST

Tag Name: M09LOCST

Inherited Universe:

Universe: M09PURCH = 2

Universe Description: Paid for in person

Help Screen: H_DESTCODE

Question Text: ? [F1]

In what state is ^M09STORE_Fill located?

[Enter the two character state abbreviation](#)

Fills: M09STORE_Fill

Instructions: Fill entry in M09STORE

Type: String

Length: 2

- Don't Know
- Refuse
- Empty

- On Input
- On Output

Array:

Special Instructions: Use answer type TState - STRING[2], display width 4

Skip Instructions: IF entry is not a valid state abbreviation then
goto CK_M09LOCST

ELSE goto END_POPGRP16

Instrument SAS Name: M09LOCST

Destination Data Set: POP16

CK_M09LOCST

Check

BSECT20C.BLP_POPGRP16.CK_M09LOCST

Description: Not a valid state abbreviation

Inherited Universe:

Universe: (Entry in M09LOCST is not a valid state abbreviation) AND M09LOCST <> DK AND M09LOCST <> RF

Universe Description: State abbreviation entered is not valid

Text: * [Not a valid state abbreviation](#)

Check Instructions:

Type: Hard

Skip Instructions: Go back to M09LOCST

Field

END_POPGRP16
BSECT20C.BLP_POPGRP16.END_POPGRP16

Description: End of Section 20C - Pop Group 16

Form Pane Label:

SAS Name:

Tag Name:

Inherited Universe:

Universe:

Universe Description:

Question Text:

Type: Classification

Length: 0

- Don't Know
- Refuse
- Empty

- On Input
- On Output

Store Instructions: Set complete flag

```
IF Ask_A[17] = no and Ask_A[19] = no and Ask_A[18] = no  
and Ask_H[09] = no and Ask_F54 = no and Ask_M[09] = no  
THEN set S20C_Complete = 1
```

```
ELSEIF Ask_M[09] = yes THEN:  
  IF (PSCATM09 = 2, DK or RF) or  
  (M09STORE contains .COM or is DK or RF) or  
  (M09PURCH = 1, 3, 4, DK or RF) or  
  (M09LOCST = RESPONSE, DK or RF) THEN  
    set S20C_Complete = 1  
  ELSE set S20C_Complete = 2  
ENDIF
```

```
ELSEIF Ask_F54 = yes THEN:  
  IF (PSCATF54 = 2, DK or RF) or  
  (F54STORE contains .COM or is DK or RF) or  
  (F54PURCH = 1, 3, 4, DK or RF) or
```

```
(F54LOCST = RESPONSE, DK or RF) THEN
  Set S20C_Complete = 1
ELSE set S20C_Compete = 2
ENDIF

ELSEIF Ask_H[09] = yes THEN:
  IF (PSCATH09 = 2, DK or RF) or
    (H09STORE contains .COM or is DK or RF) or
    (H09PURCH = 1, 3, 4, DK or RF) or
    (H09LOCST = RESPONSE, DK or RF) THEN
    Set S20C_Complete = 1
  ELSE set S20C_Compete = 2
ENDIF

ELSEIF Ask_A[18] = yes THEN:
  IF (PSCATA18 = 2, DK or RF) or
    (A18STORE contains .COM or is DK or RF) or
    (A18PURCH = 1, 3, 4, DK or RF) or
    (A18LOCST = RESPONSE, DK or RF) THEN
    Set S20C_Complete = 1
  ELSE set S20C_Compete = 2
ENDIF

ELSEIF Ask_A[19] = yes THEN:
  IF (PSCATA19 = 2, DK or RF ) or
    (A19STORE contains .COM or is DK or RF) or
    (A19PURCH = 1, 3, 4, DK or RF) or
    (A19LOCST = RESPONSE, DK or RF) THEN
    Set S20C_Complete = 1
  ELSE set S20C_Compete = 2
ENDIF

ELSEIF Ask_A[17] = yes THEN:
  IF (PSCATA17 = 2, DK or RF) or
    (A17STORE contains .COM or is DK or RF) or
    (A17PURCH = 1, 3, 4, DK or RF) or
    (A17LOCST = RESPONSE, DK or RF) THEN
    Set S20C_Complete = 1
  ELSE set S20C_Compete = 2
ENDIF

ELSE
  Set S20C_Compete = 2

ENDIF
```

Array:

Skip Instructions: Exit section 20C and goto the next appropriate section

Ask_A

Field

BSECT20C.Ask_A

Description: Ask flag for the PSCATAxx questions

Form Pane Label:

SAS Name:

Tag Name:

Inherited Universe:

Universe:

Universe Description:

Question Text:

Type: Enumerated

Length: 1

Answer List: TYesNo

Value:	Mnemonic:	Description:
1	Yes	Yes
2	No	No

- Don't Know
- Refuse
- Empty

- On Input
- On Output

Array:

Number of Elements: 41

Special Instructions: NOTE: Array positions represent the xx in the PSCATAxx.
For example, array position 10 corresponds to PSCATA10

Instrument SAS Name: Ask_A

Destination Data Set: OTLT

Field

Ask_E
BSECT20C.Ask_E

Description: Ask flag for the PSCATExx questions

Form Pane Label:

SAS Name:

Tag Name:

Inherited Universe:

Universe:

Universe Description:

Question Text:

Type: Enumerated

Length: 1

Answer List: TYesNo

Value:	Mnemonic:	Description:
1	Yes	Yes
2	No	No

- Don't Know
- Refuse
- Empty

- On Input
- On Output

Array:

Number of Elements: 41

Special Instructions: NOTE: Array positions represent the xx in the PSCATExx.
For example, array position 10 corresponds to PSCATE10

Instrument SAS Name: Ask_E

Destination Data Set: OTLT

Ask_F54

Field

BSECT20C.Ask_F54

Description: Ask flag for F54 Questions

Form Pane Label:

SAS Name:

Tag Name:

Inherited Universe:

Universe:

Universe Description:

Question Text:

Type: Enumerated

Length: 1

Answer List: TYesNo

Value:	Mnemonic:	Description:
1	Yes	Yes
2	No	No

- Don't Know
- Refuse
- Empty

- On Input
- On Output

Array:

Instrument SAS Name: Ask_F54

Destination Data Set: OTLT

Field

Ask_G
BSECT20C.Ask_G

Description: Ask flag for the PSCATGxx questions

Form Pane Label:

SAS Name:

Tag Name:

Inherited Universe:

Universe:

Universe Description:

Question Text:

Type: Enumerated

Length: 1

Answer List: TYesNo

Value:	Mnemonic:	Description:
1	Yes	Yes
2	No	No

- Don't Know
- Refuse
- Empty

- On Input
- On Output

Array:

Number of Elements: 41

Special Instructions: NOTE: Array positions represent the xx in the PSCATGxx.
For example, array position 10 corresponds to PSCATG10

Instrument SAS Name: Ask_G

Destination Data Set: OTLT

Ask_H

Field

BSECT20C.Ask_H

Description: Ask flag for the PSCATHxx questions

Form Pane Label:

SAS Name:

Tag Name:

Inherited Universe:

Universe:

Universe Description:

Question Text:

Type: Enumerated

Length: 1

Answer List: TYesNo

Value:	Mnemonic:	Description:
1	Yes	Yes
2	No	No

- Don't Know
- Refuse
- Empty

- On Input
- On Output

Array:

Number of Elements: 41

Special Instructions: NOTE: Array positions represent the xx in the PSCATHxx.
For example, array position 10 corresponds to PSCATH10

Instrument SAS Name: Ask_H

Destination Data Set: OTLT

Field

Ask_M
BSECT20C.Ask_M

Description: Ask flag for the PSCATMxx questions

Form Pane Label:

SAS Name:

Tag Name:

Inherited Universe:

Universe:

Universe Description:

Question Text:

Type: Enumerated

Length: 1

Answer List: TYesNo

Value:	Mnemonic:	Description:
1	Yes	Yes
2	No	No

- Don't Know
- Refuse
- Empty

- On Input
- On Output

Array:

Number of Elements: 41

Special Instructions: NOTE: Array positions represent the xx in the PSCATMxx.
For example, array position 10 corresponds to PSCATM10

Instrument SAS Name: Ask_M

Destination Data Set: OTLT

Ask_R

Field

BSECT20C.Ask_R

Description: Ask flag for the PSCATRxx questions

Form Pane Label:

SAS Name:

Tag Name:

Inherited Universe:

Universe:

Universe Description:

Question Text:

Type: Enumerated

Length: 1

Answer List: TYesNo

Value:	Mnemonic:	Description:
1	Yes	Yes
2	No	No

- Don't Know
- Refuse
- Empty

- On Input
- On Output

Array:

Number of Elements: 41

Special Instructions: NOTE: Array positions represent the xx in the PSCATRxx.
For example, array position 10 corresponds to PSCATR10

Instrument SAS Name: Ask_R

Destination Data Set: OTLT

Field

Ask_T
BSECT20C.Ask_T

Description: Ask flag for the PSCATTxx questions

Form Pane Label:

SAS Name:

Tag Name:

Inherited Universe:

Universe:

Universe Description:

Question Text:

Type: Enumerated

Length: 1

Answer List: TYesNo

Value:	Mnemonic:	Description:
1	Yes	Yes
2	No	No

- Don't Know
- Refuse
- Empty

- On Input
- On Output

Array:

Number of Elements: 41

Special Instructions: NOTE: Array positions represent the xx in the PSCATTxx.
For example, array position 10 corresponds to PSCATT10

Instrument SAS Name: Ask_T

Destination Data Set: OTLT

OTLT_Processing

Block

BSECT20C.OTLT_Processing

Description:

Tab Name:

Fly Over Name:

Universe Type: lf

Inherited Universe:

Universe:

Universe Description:

Array:

Block Instructions: Block is used to keep and run standard edits on the OTLT dataset that is created in processing by combining all the different POP Group data into 1 dataset.

Field

POPSCAT
BSECT20C.OTLT_Processing.POPSCAT

Description: CPI Point-of-Purchase Category

Form Pane Label:

SAS Name: POPSCAT

Tag Name:

Inherited Universe:

Universe:

Universe Description:

Question Text:

Type: String

Length: 3

- Don't Know
- Refuse
- Empty

- On Input
- On Output

Array:

Instrument SAS Name: POPSCAT

Destination Data Set: OTLT

OTLTCON

Field

BSECT20C.OTLT_Processing.OTLTCON

Description: do yourself or paid someone else

Form Pane Label:

SAS Name: OTLTCON

Tag Name:

Inherited Universe:

Universe:

Universe Description:

Question Text:

Type: String

Length: 1

- Don't Know
- Refuse
- Empty

- On Input
- On Output

Array:

Instrument SAS Name: OTLTCON

Destination Data Set: OTLT

Field

OTLTCOST
BSECT20C.OTLT_Processing.OTLTCOST

Description: Cost

Form Pane Label:

SAS Name: OTLTCOST

Tag Name:

Inherited Universe:

Universe:

Universe Description:

Question Text:

Type: Integer

Length: 7

Min: 1

Max: 999999

Don't Know

Refuse

Empty

On Input

On Output

Array:

Instrument SAS Name: OTLTCOST

Destination Data Set: OTLT

OTLTSTOR

Field

BSECT20C.OTLT_Processing.OTLTSTOR

Description: Where Purchased

Form Pane Label:

SAS Name: OTLTSTOR

Tag Name:

Inherited Universe:

Universe:

Universe Description:

Question Text:

Type: String

Length: 45

Don't Know

Refuse

Empty

On Input

On Output

Array:

Instrument SAS Name: OTLTSTOR

Destination Data Set: OTLT

Field

OTLTTYPE
BSECT20C.OTLT_Processing.OTLTTYPE

Description: Purchased Online or in person

Form Pane Label:

SAS Name: OTLTTYPE

Tag Name:

Inherited Universe:

Universe:

Universe Description:

Question Text:

Type: String

Length: 1

Don't Know

Refuse

Empty

On Input

On Output

Array:

Instrument SAS Name: OTLTTYPE

Destination Data Set: OTLT

OTLTCITY

Field

BSECT20C.OTLT_Processing.OTLTCITY

Description: Purchase location - City

Form Pane Label:

SAS Name: OTLTCITY

Tag Name:

Inherited Universe:

Universe:

Universe Description:

Question Text:

Type: String

Length: 45

Don't Know

Refuse

Empty

On Input

On Output

Array:

Instrument SAS Name: OTLTCITY

Destination Data Set: OTLT

Field

OTLTSTE
BSECT20C.OTLT_Processing.OTLTSTE

Description: Purchase location - State

Form Pane Label:

SAS Name: OTLTSTE

Tag Name:

Inherited Universe:

Universe:

Universe Description:

Question Text:

Type: String

Length: 2

Don't Know

Refuse

Empty

On Input

On Output

Array:

Instrument SAS Name: OTLTSTE

Destination Data Set: OTLT

OTLTPOS

Field

BSECT20C.OTLT_Processing.OTLTPOS

Description: Reservation made directly or through a third party

Form Pane Label:

SAS Name: OTLTPOS

Tag Name:

Inherited Universe:

Universe:

Universe Description:

Question Text:

Type: String

Length: 1

Don't Know

Refuse

Empty

On Input

On Output

Array:

Instrument SAS Name: OTLTPOS

Destination Data Set: OTLT

Field

OTLTPSTO
BSECT20C.OTLT_Processing.OTLTPSTO

Description: Point-of-service (Third party) outlet name

Form Pane Label:

SAS Name: OTLTPSTO

Tag Name:

Inherited Universe:

Universe:

Universe Description:

Question Text:

Type: String

Length: 45

Don't Know

Refuse

Empty

On Input

On Output

Array:

Instrument SAS Name: OTLTPSTO

Destination Data Set: OTLT

OTLTPCTY

Field

BSECT20C.OTLT_Processing.OTLTPCTY

Description: Point of Service Outlet City

Form Pane Label:

SAS Name: OTLTPCTY

Tag Name:

Inherited Universe:

Universe:

Universe Description:

Question Text:

Type: String

Length: 45

Don't Know

Refuse

Empty

On Input

On Output

Array:

Instrument SAS Name: OTLTPCTY

Destination Data Set: OTLT

Field

OTLTPSTE
BSECT20C.OTLT_Processing.OTLTPSTE

Description: Point-of-service Outlet State

Form Pane Label:

SAS Name: OTLTPSTE

Tag Name:

Inherited Universe:

Universe:

Universe Description:

Question Text:

Type: String

Length: 2

Don't Know

Refuse

Empty

On Input

On Output

Array:

Instrument SAS Name: OTLTPSTE

Destination Data Set: OTLT

OTLT_OST

Field

BSECT20C.OTLT_Processing.OTLT_OST

Description: Range edit A1 Flag

Form Pane Label:

SAS Name: OTLT_OST

Tag Name:

Inherited Universe:

Universe:

Universe Description:

Question Text:

Type: String

Length: 2

- Don't Know
- Refuse
- Empty

- On Input
- On Output

Array:

Instrument SAS Name: OTLT_OST

Destination Data Set: OTLT

Field

S20_END
S20_END

Description:

Form Pane Label:

SAS Name:

Tag Name:

Inherited Universe:

Universe:

Universe Description: All Interviews

Question Text:

Type: Classification

Length: 0

- Don't Know
- Refuse
- Empty

- On Input
- On Output

Store Instructions: Set the section complete flag
IF S20B_END = 1 then Set section complete flag
(store "Yes" in sectcomp(20))

NOTE: Section 20C is not required for a sufficient partial or a complete interview so it is not included in the setting for sectcomp(20).

Array:

Skip Instructions: Goto Section 21 - BSECT21

BSECT21

BSECT21

Block

Description: Work Experience and Income

Tab Name: 21

Fly Over Name: 21- Work Experience and Income

Universe Type: If

Inherited Universe:

Universe: (BFront.START <> 3-5) AND BCeintro.CE_INTRO = 1

Universe Description: All Interviews

Array:

Block Instructions:

Block

BLKPARTA
BLKPARTA

Description: Work experience and income

Tab Name:

Fly Over Name:

Universe Type: If

Inherited Universe:

Universe:

Universe Description:

Array:

Block Instructions: 1. Max gridlines: 30

2. Section label: Section 21, Part A - Work experience and income

3. Flags needed for S21A and B
(S21_NEWCU will need to be set outside of section 21)

S21_NEWCU: Set equal to 1 for newly spawned replacements and cu's.
or for New sample or late permit cases or previous Type B cases

If the 3rd position of the CASEID is R Then set = 1 {replacement}

If the 2nd position of the CASEID is A, B, C ,
etc. Then set = 1 {cu's}

If the PROUT(intnmbr-1) is blank or 224-226, 228,
229, 231-233 240, 331, or 332 set = 1
{new sample, late permit, prev. Type B}

S21_PARTIAL: Set equal to 1 if any person had previously
answered INCWEEKQ.

If 8500.INCWEEKQ = 0-52, D, R for any person
then set S21_partial = 1.

ANYWORK

BLKPARTA.ANYWORK

Field

Description: Did you earn any income from wages, or salary, from a business, partnership,

Form Pane Label: Any income?

SAS Name: ANYWORK

Tag Name: ANYWORK

Inherited Universe:

Universe: (INTNMBR = 2 or 3) AND (Active CU member with
8500.INCWEEKQ = 0 and 8500.INCWEEKQ <> EMPTY)

Universe Description:

Question Text: Since the first of ^REF_MONTH, did ^YouName earn any income from wages or salary?

Fills: REF_MONTH

Instructions: Set REF_MONTH = 3 months before the interview.
Calculated by taking the INTPER from record type 10 to come up with the base month to start from.

Fills: YouName

Instructions: If RESPLINE = MEMBNO then fill "you" Else fill ^Name

Fills: Name

Instructions: Fill: Name

Type: Enumerated

Length: 1

Answer List: TYesNo

Value:	Mnemonic:	Description:
1	Yes	Yes
2	No	No

- Don't Know
- Refuse
- Empty

On Input
 On Output

Array:

Special Instructions: NOTE: Active household member = person with HH_MEM = 1
and PERSTAT ne 99 AND ((MEMBSTAT ne 1, 3, or 5) OR
(MEMBSTAT = 1 AND PERSTAT = 9)) AND FNAME ne empty
AND FNAME ne 999 AND PERCUNUM = CUINDEX

Skip Instructions: 1: Goto 21A_INTRO

2,DK,RF: Goto S21A_CHECK

Instrument SAS Name: ANYWORK

Destination Data Set: MINC

S21A_INTRO

BLKPARTA.S21A_INTRO

Field

Description: Intro to income questions

Form Pane Label: Introduction to income questions

SAS Name:

Tag Name: S21A_INTRO

Inherited Universe:

Universe: [(INTNMBR = 1 or 4) and Active CU member with ((AGE ge 14) or (AGE = DK, RF and CU_CODE = 1, 2, 7 or 10))] OR
[(INTNMBR = 2 or 3) AND S21_NEWCU = 1 AND Active CU member with [(AGE ge 14) or (AGE = DK, RF and CU_CODE = 1, 2, 7 or 10)]] OR
[INTNMBR = 2 or 3) AND (S21_PARTIAL <> 1) AND Active CU member with [(AGE ge 14) or (AGE = DK, RF and CU_CODE = 1, 2, 7 or 10)]] OR
[(INTNMBR = 2 or 3) AND (S21_PARTIAL = 1) AND Active CU member with 8500.AGE = Blank AND current [(AGE ge 14) or (AGE = DK, RF and CU_CODE = 1, 2, 7 or 10)]] OR
[(INTNMBR = 2 or 3) AND (S21_PARTIAL = 1) AND Active CU member with 8500.AGE lt 14 and current [(AGE ge 14) or (AGE = DK, RF and CU_CODE = 1, 2, 7 or 10)]] OR
ANYWORK = 1 AND S21AIntroFlag <> 1)]

Universe Description:

Question Text: The next few questions are about income. We know people aren't used to discussing their income, but please be assured that, like all other information you have provided, these answers will be kept strictly confidential.

Type: Enumerated

Length: 1

Answer List: TContinue

Value:	Mnemonic:	Description:
1	Continue	Enter 1 to Continue

- Don't Know
- Refuse
- Empty

- On Input
- On Output

Array:

Special Instructions: NOTE: English translation of universe

- a. Interview number is 1 or 4 and this person is an active CU member who is 14+ years old
- b. Newly spawned case and this person is an active CU member who is 14+ years old
- c. Interview number is 2 or 3 AND no data for section 21A was collected last quarter(s) and this person is an active CU member who is 14+ years old
- d. Interview number is 2 or 3 AND some data was collected last quarter(s) and this is a newly added active CU member who is 14+ years old. (Assumption being that is we have partial 21A data we must have completed the control card therefore age could not be blank for any existing member.)
- e. Interview number is 2 or 3 AND some data was collected last quarter(s) and this active CU member was less than 14 last time, but who is now 14+ years old
- f. Response to ANYWORK is "yes"
- g. S21A_INTRO has not been asked.

Skip Instructions: Goto INCWEEKQ

Instrument SAS Name: S21A_INTRO

Destination Data Set: MINC

INCWEEKQ
BLKPARTA.INCWEEKQ

Field

Description: How many weeks did you work either full time or part time

Form Pane Label: Weeks worked

SAS Name: INCWEEKQ

Tag Name: INCWEEKQ

Inherited Universe:

Universe: [(INTNMBR = 1 or 4) and Active CU member with ((AGE ge 14)
or (AGE = DK, RF and CU_CODE = 1, 2, 7 or 10))] OR
[(INTNMBR = 2 or 3) and S21_NEWCU = 1 and Active CU member
with ((AGE ge 14) or (AGE = DK, RF and CU_CODE = 1, 2, 7
or 10))] OR
[(INTNMBR = 2 or 3) and (S21_PARTIAL <> 1) and Active CU
member with ((AGE ge 14) or (AGE = DK, RF and CU_CODE = 1,
2, 7 or 10))] OR
[(INTNMBR = 2 or 3) and (S21_PARTIAL = 1) and Active CU
member with 8500.AGE = Blank AND current ((AGE ge 14) or
(AGE = DK, RF and CU_CODE = 1, 2, 7 or 10))] OR
[(INTNMBR = 2 or 3) and (S21_PARTIAL = 1) and Active CU
member with 8500.AGE lt 14 and current ((AGE ge 14) or
(AGE = DK, RF and CU_CODE = 1, 2, 7 or 10))] OR
(S21A_INTRO = 1)

Universe Description:

Question Text: ^NextPerfill

**In the past 12 months, including paid vacation and sick leave, how many weeks
did ^YouName work?**

✦ [If household member did not work, enter zero.](#)

Fills: NextPerfill

Instructions: If MEMBNO = 1 then leave blank

**Else fill "Now I am going to ask about ^YourNames work experience and
income."**

Fills: YourNames

Instructions: If RESPLINE = MEMBNO then fill "your" Else fill ^Name's

Fills: Name

Instructions: Fill: Name

Fills: YouName

Instructions: If RESPLINE = MEMBNO then fill "you" Else fill ^Name

Fills: Name

Instructions: Fill: Name

Type: Integer

Length: 2

Min: 0

Max: 52

- Don't Know
- Refuse
- Empty

- On Input
- On Output

Array:

Special Instructions: NOTE: English translation of universe

- a. Interview number is 1 or 4 and this person is an active CU member who is 14+ years old
- b. Newly spawned case and this person is an active CU member who is 14+ years old
- c. Interview number is 2 or 3 AND no data for section 21A was collected last quarter(s) and this person is an active CU member who is 14+ years old
- d. Interview number is 2 or 3 AND some data was collected last quarter(s) and then is a newly added active CU member who is 14+ years old.
(Assumption being that we have partial 21A data we must have completed the control card therefore age could not be blank for any existing member.)
- e. Interview number is 2 or 3 AND some data was collected last quarter(s) and this active CU member was less than 14 last time, but is now 14+ years old

Skip Instructions: 0: Goto INCNONWK

1-52,DK,RF: Goto INC_HRSQ

Instrument SAS Name: INCWEEKQ

Destination Data Set: MINC

Field

INC_HRSQ
BLKPARTA.INC_HRSQ

Description: How many hours did you usually work per week

Form Pane Label: Hours worked

SAS Name: INC_HRSQ

Tag Name: INC_HRSQ

Inherited Universe:

Universe: INCWEEKQ = 1-52, DK or RF

Universe Description:

Question Text: In the weeks that ^YouName worked, how many hours did ^YouHeShe usually work per week?

Fills: YouName

Instructions: If RESPLINE = MEMBNO then fill "you" Else fill ^Name

Fills: Name

Instructions: Fill: Name

Fills: YouHeShe

Instructions: IF RESPLINE = MEMBNO then fill "you"
ELSEIF SEX[MEMBNO] = 2 then fill "she"
ELSE fill "he"

Type: Integer

Length: 3

Min: 1

Max: 168

- Don't Know
- Refuse
- Empty

- On Input
- On Output

Array:

Skip Instructions: Goto OCCUCODE

Instrument SAS Name: INC_HRSQ

Destination Data Set: MINC

Field

OCCUCODE
BLKPARTA.OCCUCODE

Description: The job in which you received the most earning during the last 12 months

Form Pane Label: Job type

SAS Name: OCCUCODE

Tag Name: OCCUCODE

Inherited Universe:

Universe: INC_HRSQ = 1-168, DK or RF

Universe Description:

Help Screen: H_OCCUCODE

Question Text:  47 ? [F1]

Which of the following categories best describes the job in which ^YouName received the most earnings during the past 12 months?

Fills: YouName

Instructions: If RESPLINE = MEMBNO then fill "you" Else fill ^Name

Fills: Name

Instructions: Fill: Name

Type: Enumerated

Length: 2

Answer List: TProfession

Value:	Mnemonic:	Description:
1	Admin	Administrator, manager
2	Teacher	Teacher
3	Professional	Professional
4	AdminSupport	Administrative support, including clerical
5	SalesRetail	Sales, retail
6	SalesBiz	Sales, business goods and services
7	Tech	Technician
8	Protect	Protective service

9	PrivateHouse	Private household service
10	OtherService	Other service
11	Operator	Machine or transportation operator, laborer
12	Construct	Construction workers, mechanics
13	Farming	Farming
14	Forestry	Forestry, fishing, groundskeeping
15	ArmedForces	Armed Forces

- Don't Know
- Refuse
- Empty

- On Input
- On Output

Array:

Skip Instructions: Goto INCOMEY

Instrument SAS Name: OCCUCODE

Destination Data Set: MINC

Field

INCOMEY
BLKPARTA.INCOMEY

Description: What is/was your type of employment

Form Pane Label: Type of employment

SAS Name: INCOMEY

Tag Name: INCOMEY

Inherited Universe:

Universe: OCCUCODE = 1-15, DK or RF

Universe Description:

Question Text: ^WereWas ^YouName:

Fills: WereWas

Instructions: IF RESPLINE = MEMBNO then fill "Were"
ELSE fill "Was"

Fills: YouName

Instructions: If RESPLINE = MEMBNO then fill "you" Else fill ^Name

Fills: Name

Instructions: Fill: Name

Type: Enumerated

Length: 1

Answer List: TEmployment

Value:	Mnemonic:	Description:
1	Private	An employee of a PRIVATE company, business, or individual working for wages or salary?
2	Federal	A Federal government employee?
3	State	A State government employee?
4	LocalGov	A local government employee?
5	SelfEmployedBiz	Self-employed ^YourHisHer OWN business, partnership, professional practice, or farm?
6	WorkNoPay	Working WITHOUT PAY in a family business or farm?

- Don't Know
- Refuse
- Empty

- On Input
- On Output

Array:

Special Instructions: Answer list options should be in bold black

Skip Instructions: Goto SALARYST

Instrument SAS Name: INCOMEY

Destination Data Set: MINC

Field

INCNONWK
BLKPARTA.INCNONWK

Description: What was the main reason you did not work during the last 12 months

Form Pane Label: Reason not working

SAS Name: INCNONWK

Tag Name: INCNONWK

Inherited Universe:

Universe: INCWEEKQ = 0

Universe Description: Did not work in the past 12 months

Question Text: What was the main reason ^YouName did not work during the past 12 months?

^WereWas ^YouHeShe -

Fills: YouName

Instructions: If RESPLINE = MEMBNO then fill "you" Else fill ^Name

Fills: Name

Instructions: Fill: Name

Fills: WereWas

Instructions: IF RESPLINE = MEMBNO then fill "Were"
ELSE fill "Was"

Fills: YouHeShe

Instructions: IF RESPLINE = MEMBNO then fill "you"
ELSEIF SEX[MEMBNO] = 2 then fill "she"
ELSE fill "he"

Type: Enumerated

Length: 1

Answer List: TReasonNoWork

Value:	Mnemonic:	Description:
1	Retired	Retired?
2	Family	Taking care of home/family?
3	School	Going to school?

4	IIIDisabled	III, disabled, unable to work?
5	CantFindWork	Unable to find work?
6	Other	Doing something else?

- Don't Know
- Refuse
- Empty

- On Input
- On Output

Array:

Skip Instructions: Goto SALARYST

Instrument SAS Name: INCNONWK

Destination Data Set: MINC

Field

SALARYST
BLKPARTA.SALARYST

Description: Did you receive any money in wages or salary

Form Pane Label: Wages or salary

SAS Name: SALARYST

Tag Name: SALARYST

Inherited Universe:

Universe: (INCNONWK = 1-6, DK or RF) OR (INCOMEY = 1-6, DK or RF)

Universe Description:

Help Screen: H_SALARYST

Question Text: ? [F1]

The next few questions are about income DURING THE PAST 12 MONTHS, that is from ^DATE1 to ^DATE2...

Did ^YouName receive any wages, salary, tips, bonuses, or commissions?

Fills: DATE1

Instructions: Fill date one year ago from current date in the format Month D, YYYY

Fills: DATE2

Instructions: Fill yesterday's date in the format Month D, YYYY

Fills: YouName

Instructions: If RESPLINE = MEMBNO then fill "you" Else fill ^Name

Fills: Name

Instructions: Fill: Name

Type: Enumerated

Length: 1

Answer List: TYesNo

Value:	Mnemonic:	Description:
1	Yes	Yes
2	No	No

Don't Know
 Refuse
 Empty

On Input
 On Output

Array:

Skip Instructions: 1: Goto SALARYX

2,DK,RF: Goto SEMPFRM

Instrument SAS Name: SALARYST

Destination Data Set: MINC

Field

SALARYX
BLKPARTA.SALARYX

Description: How much did you receive in wages and salaries from all jobs before any deductions

Form Pane Label: Gross salary

SAS Name: SALARYX

Tag Name: SALARYX

Inherited Universe:

Universe: SALARYST = 1

Universe Description: Yes, received money in wages or salary in the past 12 months

Help Screen: H_SALARYST

Question Text: ? [F1]

How much did ^YouName receive before taxes?

Fills: YouName

Instructions: If RESPLINE = MEMBNO then fill "you" Else fill ^Name

Fills: Name

Instructions: Fill: Name

Type: Integer

Length: 9

Min: 1

Max: 99999999

Don't Know

Refuse

Empty

On Input

On Output

Array:

Special Instructions: Display \$ and comma in the entry field

Skip Instructions: 1-99999999: IF SALARYX lt 500 or gt 116249 goto ERR1_SALARYX
ELSE goto GROSPAYX

DK,RF: Goto SALARYB

Instrument SAS Name: SALARYX

Destination Data Set: MINC

Check

ERR1_SALARYX
BLKPARTA.ERR1_SALARYX

Description: Out of Range Check

Inherited Universe:

Universe: (SALARYX lt 500 or gt 116249) AND SALARYX <> DK AND
SALARYX <> RF

Universe Description:

Text: * THE VALUE ENTERED IS UNUSUALLY HIGH OR LOW

PLEASE VERIFY AND IF CORRECT, ENTER ITEM LEVEL NOTE

Check Instructions: IF suppressed then set SALARYX_ = A1

Type: Soft

Skip Instructions: Suppress: Goto GROSPAYX

All others, go back to SALARYX

SALARYB

BLKPARTA.SALARYB

Field

Description: Which range on this card best reflects you total wages and salaries for all jobs

Form Pane Label: Salary range

SAS Name: SALARYB

Tag Name: SALARYB

Inherited Universe:

Universe: SALARYX = DK or RF

Universe Description: Don't know or refused to tell us how much was received in wages and salaries in the last 12 months

Help Screen: H_SALARYST

Question Text:  48 ? [F1]

Could you tell me which range on CARD A best reflects ^YourNames total wages and salaries for ALL JOBS during the PAST 12 MONTHS?

Fills: YourNames

Instructions: If RESPLINE = MEMBNO then fill "your" Else fill ^Name's

Fills: Name

Instructions: Fill: Name

Type: Enumerated

Length: 2

Answer List: TDollarRange_1_120K

Value:	Mnemonic:	Description:
1	r_0k_4k	\$1-\$4,999
2	r_5k_9k	\$5,000-\$9,999
3	r_10k_14k	\$10,000-\$14,999
4	r_15k_19k	\$15,000-\$19,999
5	r_20k_29k	\$20,000-\$29,999
6	r_30k_39k	\$30,000-\$39,999
7	r_40k_49k	\$40,000-\$49,999

8	r_50k_69k	\$50,000-\$69,999
9	r_70k_89k	\$70,000-\$89,999
10	r_90k_119k	\$90,000-\$119,999
11	r_120k	\$120,000 and over

- Don't Know
- Refuse
- Empty

- On Input
- On Output

Array:

Skip Instructions: Goto GROSPAYX

Instrument SAS Name: SALARYB

Destination Data Set: MINC

GROSPAYX
BLKPARTA.GROSPAYX

Field

Description: What was the amount of your last pay before any deductions

Form Pane Label: Last pay

SAS Name: GROSPAYX

Tag Name: GROSPAYX

Inherited Universe:

Universe: (SALARYX = 1-99999999) OR (SALARYB = 1-11, DK or RF)

Universe Description:

Question Text: What was the amount of ^YourNames last pay before any deductions?

Fills: YourNames

Instructions: If RESPLINE = MEMBNO then fill "your" Else fill ^Name's

Fills: Name

Instructions: Fill: Name

Type: Integer

Length: 9

Min: 1

Max: 99999999

- Don't Know
- Refuse
- Empty

- On Input
- On Output

Array:

Special Instructions: Display \$ and comma in the entry

Skip Instructions: Goto PAYPERD

Instrument SAS Name: GROSPAYX

Destination Data Set: MINC

Field

PAYPERD
BLKPARTA.PAYPERD

Description: What period of time did this cover

Form Pane Label: Pay period

SAS Name: PAYPERD

Tag Name: PAYPERD

Inherited Universe:

Universe: GROSPAYX = 1-99999999, DK or RF

Universe Description:

Question Text: What period of time did this cover?

Type: Enumerated

Length: 1

Answer List: TPayPeriod

Value:	Mnemonic:	Description:
1	Weekly	One week
2	Biweekly	Two weeks
3	Monthly	Month
4	Quarterly	Quarter
5	Annually	Year
6	Biannually	Twice a month
7	Other	Other

- Don't Know
- Refuse
- Empty

- On Input
- On Output

Array:

Skip Instructions: 1: IF GROSPAYX lt 50 or gt 1635 goto ERR1_PAYPERD
ELSE goto PAYSTUB

```
2: IF GROSPAYX lt 120 or gt 4800 goto ERR1_PAYPERD
   ELSE goto PAYSTUB

3: IF GROSPAYX lt 100 or gt 12000 goto ERR1_PAYPERD
   ELSE goto PAYSTUB

4: IF GROSPAYX lt 51 or gt 14583 goto ERR1_PAYPERD
   ELSE goto PAYSTUB

5: IF GROSPAYX lt 250 or gt 155000 goto ERR1_PAYPERD
   ELSE goto PAYSTUB

6: IF GROSPAYX lt 15 or gt 12838 goto ERR1_PAYPERD
   ELSE goto PAYSTUB

7: IF GROSPAYX lt 200 or gt 10000 goto ERR1_PAYPERD
   ELSE goto PAYPRDOT

DK,RF: IF GROSPAYX lt 8 or gt 200000 goto ERR1_PAYPERD
       ELSE goto PAYSTUB
```

Instrument SAS Name: PAYPERD

Destination Data Set: MINC

Check

ERR1_PAYPERD
BLKPARTA.ERR1_PAYPERD

Description: Out of Range Check

Inherited Universe:

Universe: [(PAYPERD = DK or RF and (GROSPAYX lt 8 or gt 200000) OR
(PAYPERD = 1 and (GROSPAYX lt 50 or gt 1635) OR
(PAYPERD = 2 and (GROSPAYX lt 120 or gt 4800) OR
(PAYPERD = 3 and (GROSPAYX lt 100 or gt 12000) OR
(PAYPERD = 4 and (GROSPAYX lt 51 or gt 14583) OR
(PAYPERD = 5 and (GROSPAYX lt 250 or gt 155000) OR
(PAYPERD = 6 and (GROSPAYX lt 15 or gt 12838) OR
(PAYPERD = 7 and (GROSPAYX lt 200 or gt 10000)) AND
(GROSPAYX <> DK AND GROSPAYX <> RF

Universe Description:

Text: * THE VALUE ENTERED IS UNUSUALLY HIGH OR LOW

PLEASE VERIFY AND IF CORRECT, ENTER ITEM LEVEL NOTE

Check Instructions: IF suppressed then set GROS_AYX = A1

Type: Soft

Skip Instructions: Suppress: IF PAYPERD = 7 then goto PAYPRDOT
ELSE goto PAYSTUB

All others, go back to PAYPERD

PAYPRDOT
BLKPARTA.PAYPRDOT

Field

Description: Specify

Form Pane Label: Specify

SAS Name: PAYPRDOT

Tag Name: PAYPRDOT

Inherited Universe:

Universe: PAYPERD = 7

Universe Description:

Question Text: * Specify:

Type: String

Length: 30

- Don't Know
- Refuse
- Empty

- On Input
- On Output

Array:

Skip Instructions: Goto PAYSTUB

Instrument SAS Name: PAYPRDOT

Destination Data Set: MINC

Field

PAYSTUB
BLKPARTA.PAYSTUB

Description: Does the respondent have a paper or electronic pay check record present

Form Pane Label: Pay stub

SAS Name: PAYSTUB

Tag Name: PAYSTUB

Inherited Universe:

Universe: (PAYPERD = 1-6, DK, or RF) OR (PAYPRDOT = ENTRY)

Universe Description:

Question Text: * Does the respondent have a paper or electronic pay check record present for
^Hishernames last paycheck?

Fills: Hishernames

Instructions: If MEMBNO = RESPLINE then

If SEX(MEMBNO) = 1, fill "his"

If SEX(MEMBNO) = 2, fill "her"

If SEX(MEMBNO) = DK or RF, fill "his/her"

Else fill ^Name'S

Fills: Name

Instructions: Fill: Name

Type: Enumerated

Length: 1

Answer List: TYesNo

Value:	Mnemonic:	Description:
1	Yes	Yes
2	No	No

- Don't Know
- Refuse
- Empty

- On Input
- On Output

Array:

Skip Instructions: Goto PRIVPENS

Instrument SAS Name: PAYSTUB

Destination Data Set: MINC

Field

PRIVPENS
BLKPARTA.PRIVPENS

Description: Was there any money deducted from your pay for private pension fund

Form Pane Label: Priv pension

SAS Name: PRIVPENS

Tag Name: PRIVPENS

Inherited Universe:

Universe: PAYSTUB = 1, 2, DK, or RF

Universe Description:

Question Text: Was there any money deducted from ^YourNames pay for -

Private pension fund?

Fills: YourNames

Instructions: If RESPLINE = MEMBNO then fill "your" Else fill ^Name's

Fills: Name

Instructions: Fill: Name

Type: Enumerated

Length: 1

Answer List: TYesNo

Value:	Mnemonic:	Description:
1	Yes	Yes
2	No	No

- Don't Know
- Refuse
- Empty

- On Input
- On Output

Array:

Skip Instructions: 1: Goto PRIVPENX

2,DK,RF: Goto GOVRET

Instrument SAS Name: PRIVPENS

Destination Data Set: MINC

Field

PRIVPENX
BLKPARTA.PRIVPENX

Description: How much

Form Pane Label: Amount

SAS Name: PRIVPENX

Tag Name: PRIVPENX

Inherited Universe:

Universe: PRIVPENS = 1

Universe Description:

Question Text: How much?

Type: Integer

Length: 9

Min: 1

Max: 99999999

Don't Know

Refuse

Empty

On Input

On Output

Array:

Special Instructions: Display \$ and comma in the entry field

Skip Instructions: 1-99999999: IF PAYPERD = DK or RF and (PRIVPENX lt 5 or gt 147000) OR
PAYPERD = 1 and (PRIVPENX lt 5 or gt 275) OR
PAYPERD = 2 and (PRIVPENX lt 8 or gt 644) OR
PAYPERD = 3 and (PRIVPENX lt 32 or gt 6000) OR
PAYPERD = 4 and (PRIVPENX lt 5 or gt 4500) OR
PAYPERD = 5 and (PRIVPENX lt 7 or gt 20000) OR
PAYPERD = 6 and (PRIVPENX lt 30 or gt 1000) OR
PAYPERD = 7 and (PRIVPENX lt 12 or gt 3000)
THEN goto ERR1_PRIVPENX
ELSE goto GOVRET

DK,RF: Goto GOVRET

Instrument SAS Name: PRIVPENX

Destination Data Set: MINC

Check

ERR1_PRIVPENX
BLKPARTA.ERR1_PRIVPENX

Description: Out of Range Check

Inherited Universe:

Universe: (PAYPERD = DK or RF and (PRIVPENX lt 5 or gt 147000) OR
[(PAYPERD = 1 and (PRIVPENX lt 5 or gt 275) OR
(PAYPERD = 2 and (PRIVPENX lt 8 or gt 644) OR
(PAYPERD = 3 and (PRIVPENX lt 32 or gt 6000) OR
(PAYPERD = 4 and (PRIVPENX lt 5 or gt 4500) OR
(PAYPERD = 5 and (PRIVPENX lt 7 or gt 20000) OR
(PAYPERD = 6 and (PRIVPENX lt 30 or gt 1000) OR
(PAYPERD = 7 and (PRIVPENX lt 12 or gt 3000)] AND
(PRIVPENX <> DK AND PRIVPENX <> RF)

Universe Description:

Text: * THE VALUE ENTERED IS UNUSUALLY HIGH OR LOW

PLEASE VERIFY AND IF CORRECT, ENTER ITEM LEVEL NOTE

Check Instructions: IF suppressed then set PRIV_ENX = A1

Type: Soft

Skip Instructions: Suppress: Goto GOVRET

All others, go back to PRIVPENX

GOVRET
BLKPARTA.GOVRET

Field

Description: Was there any money deducted from your pay for government retirement

Form Pane Label: Govt retirement

SAS Name: GOVRET

Tag Name: GOVRET

Inherited Universe:

Universe: (PRIVPENS = 2, DK or RF) OR (PRIVPENX = 1-99999999, DK or RF)

Universe Description:

Question Text: Was there any money deducted from ^YourNames pay for -
Government retirement?

Fills: YourNames

Instructions: If RESPLINE = MEMBNO then fill "your" Else fill ^Name's

Fills: Name

Instructions: Fill: Name

Type: Enumerated

Length: 1

Answer List: TYesNo

Value:	Mnemonic:	Description:
1	Yes	Yes
2	No	No

- Don't Know
- Refuse
- Empty

- On Input
- On Output

Array:

Special Instructions: IF PRIVPENS = 1 bold-black first

part of question text "Was there any money deducted from
^YourNames pay for?"
ELSE gray out first part of question text

Skip Instructions: 1: Goto GOVRET

2,DK,RF: Goto RRRDED

Instrument SAS Name: GOVRET

Destination Data Set: MINC

GOVRETX
BLKPARTA.GOVRETX

Field

Description: How much

Form Pane Label: Amount

SAS Name: GOVRETX

Tag Name: GOVRETX

Inherited Universe:

Universe: GOVRET = 1

Universe Description:

Question Text: How much?

Type: Integer

Length: 9

Min: 1

Max: 99999999

Don't Know

Refuse

Empty

On Input

On Output

Array:

Special Instructions: Display \$ and comma in the entry field

Skip Instructions: 1-99999999: IF GOVRETX lt 5 or gt 590 then goto ERR1_GOVRETX
ELSE goto RRRDED

DK,RF: Goto RRRDED

Instrument SAS Name: GOVRETX

Destination Data Set: MINC

Check

ERR1_GOVRETX
BLKPARTA.ERR1_GOVRETX

Description: Out of Range Check

Inherited Universe:

Universe: (GOVRETX lt 5 or gt 590) AND GOVRETX <> DK AND GOVRETX <> RF

Universe Description:

Text: * THE VALUE ENTERED IS UNUSUALLY HIGH OR LOW

PLEASE VERIFY AND IF CORRECT, ENTER ITEM LEVEL NOTE

Check Instructions: IF suppressed then set GOVRETX_ = A1

Type: Soft

Skip Instructions: Suppress: Goto RRRDED

All others, go back to GOVRETX

RRRDED
BLKPARTA.RRRDED

Field

Description: Was there any money deducted from your pay for railroad retirement

Form Pane Label: RR retirement

SAS Name: RRRDED

Tag Name: RRRDED

Inherited Universe:

Universe: (GOVRET = 2, DK or RF) OR (GOVRETX = 1-99999999, DK or RF)

Universe Description:

Question Text: Was there any money deducted from ^YourNames pay for -

Railroad retirement?

Fills: YourNames

Instructions: If RESPLINE = MEMBNO then fill "your" Else fill ^Name's

Fills: Name

Instructions: Fill: Name

Type: Enumerated

Length: 1

Answer List: TYesNo

Value:	Mnemonic:	Description:
1	Yes	Yes
2	No	No

- Don't Know
- Refuse
- Empty

- On Input
- On Output

Array:

Special Instructions: IF GOVRET = 1 bold-black first

part of question text "Was there any money deducted from
^YourNames pay for?"
ELSE gray out first part of question text

Skip Instructions: 1: Goto RRRDEDX

2,DK,RF: Goto SSDED

Instrument SAS Name: RRRDED

Destination Data Set: MINC

RRRDEDX
BLKPARTA.RRRDEDX

Field

Description: How much

Form Pane Label: Amount

SAS Name: RRRDEDX

Tag Name: RRRDEDX

Inherited Universe:

Universe: RRRDED = 1

Universe Description:

Question Text: How much?

Type: Integer

Length: 9

Min: 1

Max: 99999999

Don't Know

Refuse

Empty

On Input

On Output

Array:

Special Instructions: Display \$ and comma in the entry field

Skip Instructions: 1-99999999: IF RRRDEDX lt 5 or gt 444 then goto ERR1_RRRDEDX
ELSE goto SSDED

DK,RF: Goto SSDED

Instrument SAS Name: RRRDEDX

Destination Data Set: MINC

Check

ERR1_RRRDEDX
BLKPARTA.ERR1_RRRDEDX

Description: Out of Range Check

Inherited Universe:

Universe: (RRRDEDX lt 5 or gt 444) AND (RRRDEDX <> DK AND RRRDEDX <> RF)

Universe Description:

Text: * THE VALUE ENTERED IS UNUSUALLY HIGH OR LOW

PLEASE VERIFY AND IF CORRECT, ENTER ITEM LEVEL NOTE

Check Instructions: IF suppressed then set RRRDEDX_ = A1

Type: Soft

Skip Instructions: Suppress: Goto SSDED

All others, go back to RRRDEDX

SSDED

Field

BLKPARTA.SSDED

Description: Was there any money deducted from your pay for Social Security including Medicare

Form Pane Label: Soc Sec deducted

SAS Name: SSDED

Tag Name: SSDED

Inherited Universe:

Universe: (RRRDED = 2, DK or RF) OR (RRRDEDX = 1-99999999, DK or RF)

Universe Description:

Question Text: Was there any money deducted from ^YourNames pay for -

Social Security including Medicare?

Fills: YourNames

Instructions: If RESPLINE = MEMBNO then fill "your" Else fill ^Name's

Fills: Name

Instructions: Fill: Name

Type: Enumerated

Length: 1

Answer List: TYesNo

Value:	Mnemonic:	Description:
1	Yes	Yes
2	No	No

- Don't Know
- Refuse
- Empty

- On Input
- On Output

Array:

Special Instructions: IF RRRDED = 1 bold-black first

part of question text "Was there any money deducted from
^YourNames pay for?"
ELSE gray out first part of question text

Skip Instructions: 1: Goto MEDICOV

2,DK,RF: Goto SSNORM

Instrument SAS Name: SSDED

Destination Data Set: MINC

SSNORM

BLKPARTA.SSNORM

Field

Description: Are social security payments normally deducted from your pay

Form Pane Label: Soc Sec normally ded

SAS Name: SSNORM

Tag Name: SSNORM

Inherited Universe:

Universe: SSDED = 2, DK or RF

Universe Description:

Question Text: Are Social Security payments NORMALLY deducted from ^YourNames pay?

Fills: YourNames

Instructions: If RESPLINE = MEMBNO then fill "your" Else fill ^Name's

Fills: Name

Instructions: Fill: Name

Type: Enumerated

Length: 1

Answer List: TYesNo

Value:	Mnemonic:	Description:
1	Yes	Yes
2	No	No

- Don't Know
- Refuse
- Empty

- On Input
- On Output

Array:

Skip Instructions: 1: Goto MEDICOV

2,DK,RF: Goto EMPLCONT

Instrument SAS Name: SSNORM

Destination Data Set: MINC

MEDICOV
BLKPARTA.MEDICOV

Field

Description: Does the money deducted cover only the Medicare portion of Social Security?

Form Pane Label: Medicare only

SAS Name: MEDICOV

Tag Name: MEDICOV

Inherited Universe:

Universe: (SDED = 1) OR (SSNORM = 1)

Universe Description:

Question Text: Does the money deducted for Social Security cover only the Medicare portion of Social Security?

Type: Enumerated
Length: 1

Answer List: TYesNo

Value:	Mnemonic:	Description:
1	Yes	Yes
2	No	No

Don't Know
 Refuse
 Empty

On Input
 On Output

Array:

Skip Instructions: Goto EMPLCONT

Instrument SAS Name: MEDICOV

Destination Data Set: MINC

Field

EMPLCONT
BLKPARTA.EMPLCONT

Description: Did any employer or union contribute to your pension or retirement plan

Form Pane Label: Empl/Union contrib

SAS Name: EMPLCONT

Tag Name: EMPLCONT

Inherited Universe:

Universe: (SSNORM = 2, DK or RF) OR (MEDICOV = 1, 2, DK or RF)

Universe Description:

Question Text: Other than Social Security, did any employer or union contribute to
^YourNames pension or retirement plan in the past 12 months?

Fills: YourNames

Instructions: If RESPLINE = MEMBNO then fill "your" Else fill ^Name's

Fills: Name

Instructions: Fill: Name

Type: Enumerated

Length: 1

Answer List: TYesNo

Value:	Mnemonic:	Description:
1	Yes	Yes
2	No	No

Don't Know
 Refuse
 Empty

On Input
 On Output

Array:

Skip Instructions: Goto SEMPFRM

Instrument SAS Name: EMPLCONT

Destination Data Set: MINC

Field

SEMPFRM
BLKPARTA.SEMPFRM

Description: Did you receive any self-employment income or have a loss?

Form Pane Label: Self-empl inc

SAS Name: SEMPFRM

Tag Name: SEMPFRM

Inherited Universe:

Universe: (EMPLCONT = 1, 2 DK or RF) OR (SALARYST = 2, DK, or RF)

Universe Description:

Help Screen: H_SEMPFRM

Question Text: ? [F1]

DURING THE PAST 12 MONTHS -

Did ^YouName receive any self-employment income or have a loss?

(Report income from own businesses (farm or non-farm) including proprietorships and partnerships)

Fills: YouName

Instructions: If RESPLINE = MEMBNO then fill "you" Else fill ^Name

Fills: Name

Instructions: Fill: Name

Type: Enumerated

Length: 1

Answer List: TYesNo

Value:	Mnemonic:	Description:
1	Yes	Yes
2	No	No

- Don't Know
- Refuse
- Empty

On Input

On Output

Array:

Special Instructions: IF SALARYST = 1 bold-black the first line
("DURING THE PAST 12 MONTHS?")
ELSE gray out the first line

Skip Instructions: 1: Goto SEMPFRMX

2,DK,RF: Goto SOCSRRET

Instrument SAS Name: SEMPFRM

Destination Data Set: MINC

Field

SEMPFRMX
BLKPARTA.SEMPFRMX

Description: What was the amount of self-employment income or loss?

Form Pane Label: Amount

SAS Name: SEMPFRMX

Tag Name: SEMPFRMX

Inherited Universe:

Universe: SEMPFRM = 1

Universe Description:

Help Screen: H_SEMPFRM

Question Text: ? [F1]

What was the amount?

(Report net income after operating expenses. Include earning as a tenant farmer or sharecropper.)

- ◆ If net income was a loss, precede amount with a '-'
Breakeven = 1

Type: Integer

Length: 10

Min: -999999999

Max: 999999999

Don't Know

Refuse

Empty

On Input

On Output

Array:

Special Instructions: Display \$ and comma in the entry field

Skip Instructions: -999999999-999999999: IF SEMPFRMX = 0 then goto CK_SEMPFRMX
ELSEIF SEMPFRMX lt 1 or gt 200000 then
goto ERR1_SEMPFRMX

ELSE goto SOCSRRET

DK,RF: Goto SEMPFRMB

Instrument SAS Name: SEMPFRMX

Destination Data Set: MINC

Check

CK_SEMPFRMX
BLKPARTA.CK_SEMPFRMX

Description: 0 is not a valid value

Inherited Universe:

Universe: SEMPFRMX = 0

Universe Description:

Text: * ZERO IS NOT AN ALLOWED VALUE

IF THERE WAS NO NET INCOME OR LOSS, ENTER 1

Check Instructions:

Type: Hard

Skip Instructions: Go back to SEMPFRMX

ERR1_SEMPFRMX
BLKPARTA.ERR1_SEMPFRMX

Check

Description: Out of Range Check

Inherited Universe:

Universe: (SEMPFRMX lt 1 or gt 200000) AND SEMPFMRX <> DK AND
SEMPFRMX <> RF

Universe Description:

Text: * THE VALUE ENTERED IS UNUSALLY HIGH OR LOW

PLEASE VERIFY AND IF CORRECT, ENTER ITEM LEVEL NOTE

Check Instructions: IF suppressed then set SEMP_RMX = A1

Type: Soft

Skip Instructions: Suppress: Goto SOCSRRET

All others, go back to SEMPFMRX

Field

SEMPFRMB
 BLKPARTA.SEMPFRMB

Description: Which range on this card best reflects your income or loss from self-employment?

Form Pane Label: Self inc/loss range

SAS Name: SMPFRMB

Tag Name: SEMPFRMB

Inherited Universe:

Universe: SEMPFRMX = DK or RF

Universe Description:

Help Screen: H_SEMPFRM

Question Text:  48 ? [F1]

Could you tell me which range on CARD A best reflects ^YourNames income or loss from self-employment during the PAST 12 MONTHS?

Fills: YourNames

Instructions: If RESPLINE = MEMBNO then fill "your" Else fill ^Name's

Fills: Name

Instructions: Fill: Name

Type: Enumerated

Length: 2

Answer List: TDollarRange_Loss_120K

Value:	Mnemonic:	Description:
0	Loss	Loss
1	r_0k_4k	\$1-\$4,999
2	r_5k_9k	\$5,000-\$9,999
3	r_10k_14k	\$10,000-\$14,999
4	r_15k_19k	\$15,000-\$19,999
5	r_20k_29k	\$20,000-\$29,999
6	r_30k_39k	\$30,000-\$39,999
7	r_40k_49k	\$40,000-\$49,999
8	r_50k_69k	\$50,000-\$69,999
9	r_70k_89k	\$70,000-\$89,999

10	r_90k_119k	\$90,000-\$119,999
11	r_120k	\$120,000 and over

- Don't Know
- Refuse
- Empty

- On Input
- On Output

Array:

Skip Instructions: Goto SOCSRRET

Instrument SAS Name: SMPFRMB

Destination Data Set: MINC

Field

SOCSRRET
BLKPARTA.SOCSRRET

Description: Did you receive from any Social Security or Railroad retirement?

Form Pane Label: SocSec RR ret

SAS Name: SOCSRRET

Tag Name: SOCSRRET

Inherited Universe:

Universe: (SEMPFRMB = 0-11, DK or RF) OR (SEMPFRM = 2, DK or RF) OR (SEMPFRMX = RESPONSE)

Universe Description:

Help Screen: H_SOCSRRET

Question Text: ? [F1]

DURING THE PAST 12 MONTHS -

Did ^YouName receive any Social Security or Railroad Retirement benefits?

Fills: YouName

Instructions: If RESPLINE = MEMBNO then fill "you" Else fill ^Name

Fills: Name

Instructions: Fill: Name

Type: Enumerated

Length: 1

Answer List: TYesNo

Value:	Mnemonic:	Description:
1	Yes	Yes
2	No	No

- Don't Know
- Refuse
- Empty

- On Input
- On Output

Array:

Special Instructions: If SEMPFRM = 1 bold-black the first line ("DURING THE PAST 12 MONTHS?")
Else gray out the first line

Skip Instructions: 1: Goto RRRETIRX

2,DK,RF: Goto SUPPLINC

Instrument SAS Name: SOCSRRET

Destination Data Set: MINC

Field

RRRETIRX
BLKPARTA.RRRETIRX

Description: What was the amount of the last Social Security or Railroad Retirement payment received?

Form Pane Label: Amount

SAS Name: RRRETIRX

Tag Name: RRRETIRX

Inherited Universe:

Universe: SOCSRRET = 1

Universe Description:

Help Screen: H_SOCSRRET

Question Text: ? [F1]

What was the amount of the last Social Security or Railroad Retirement payment received?

Type: Integer

Length: 9

Min: 1

Max: 99999999

Don't Know

Refuse

Empty

On Input

On Output

Array:

Special Instructions: Display \$ and comma in the entry field

Skip Instructions: 1-99999999: IF RRRETIRX lt 139 or gt 6000 then
goto ERR1_RRRETIRX
ELSE goto INCMEDCR

DK,RF: Goto RRRETIRB

Instrument SAS Name: RRRETIRX

Destination Data Set: MINC

Check

ERR1_RRRETIRX
BLKPARTA.ERR1_RRRETIRX

Description: Out of Range Check

Inherited Universe:

Universe: (RRRETIRX lt 139 or gt 6000) AND RRRETIRX <> DK AND
RRRETIRX <> RF

Universe Description:

Text: * THE VALUE ENTERED IS UNUSUALLY HIGH OR LOW

PLEASE VERIFY AND IF CORRECT, ENTER ITEM LEVEL NOTE

Check Instructions: IF suppressed then set RRRE_IRX = A1

Type: Soft

Skip Instructions: Suppress: Goto INCMEDCR

All others, go back to RRRETIRX

RRRETIRB
BLKPARTA.RRRETIRB

Field

Description: Which range on this card best reflects the amount of you last Soc Sec or RR retirement

Form Pane Label: Soc Sec/RR ret range

SAS Name: RRRETIRB

Tag Name: RRRETIRB

Inherited Universe:

Universe: RRRETIRX = DK or RF

Universe Description:

Help Screen: H_SOCSRRET

Question Text: 49 ? [F1]

**Could you tell me which range on CARD B best reflects the amount of
^YourNames last Social Security or Railroad Retirement payment during the
PAST 12 MONTHS?**

Fills: YourNames

Instructions: If RESPLINE = MEMBNO then fill "your" Else fill ^Name's

Fills: Name

Instructions: Fill: Name

Type: Enumerated

Length: 1

Answer List: TDollarRange_0_17K

Value:	Mnemonic:	Description:
1	r_000_499	Less than \$500
2	r_500_699	\$500-\$699
3	r_700_999	\$700-\$999
4	r_1000_1299	\$1,000-\$1,299
5	r_1300_1699	\$1,300-\$1,699
6	r_1700_plus	\$1,700 and over

Don't Know

Refuse
 Empty

On Input
 On Output

Array:

Skip Instructions: Goto INCMEDCR

Instrument SAS Name: RRRETIRB

Destination Data Set: MINC

INCMEDCR
BLKPARTA.INCMEDCR

Field

Description: Is this amount AFTER the deduction for a Medicare premium?

Form Pane Label: After Medicare premium

SAS Name: INCMEDCR

Tag Name: INCMEDCR

Inherited Universe:

Universe: (RRRETIRX = RESPONSE) OR (RRRETIREB = 1-6, DK or RF)

Universe Description:

Question Text: Is this amount AFTER the deduction for a Medicare premium?

Type: Enumerated

Length: 1

Answer List: TYesNo

Value:	Mnemonic:	Description:
1	Yes	Yes
2	No	No

- Don't Know
- Refuse
- Empty

- On Input
- On Output

Array:

Skip Instructions: Goto SS_RRQ

Instrument SAS Name: INCMEDCR

Destination Data Set: MINC

Field

SS_RRQ
BLKPARTA.SS_RRQ

Description: How many Social Security or Railroad payments did you receive

Form Pane Label: # Soc Sec/RR ret pmts

SAS Name: SS_RRQ

Tag Name: SS_RRQ

Inherited Universe:

Universe: INCMEDCR = 1, 2, DK or RF

Universe Description:

Question Text: During the past 12 months, how many Social Security or Railroad Retirement payments did ^YouName receive?

Fills: YouName

Instructions: If RESPLINE = MEMBNO then fill "you" Else fill ^Name

Fills: Name

Instructions: Fill: Name

Type: Integer

Length: 2

Min: 1

Max: 52

Don't Know

Refuse

Empty

On Input

On Output

Array:

Skip Instructions: IF SS_RRQ gt 12 then goto ERR1_SSRRQ

ELSE goto SUPPLINC

Instrument SAS Name: SS_RRQ

Destination Data Set: MINC

ERR1_SSRRQ

Check

BLKPARTA.ERR1_SSRRQ

Description: Out of Range Check

Inherited Universe:

Universe: SS_RRQ gt 12 AND SSRRQ <> DK AND SS_RRQ <> RF

Universe Description:

Text: * THE VALUE ENTERED IS UNUSUALLY HIGH

PLEASE VERIFY AND IF CORRECT, ENTER ITEM LEVEL NOTE

Check Instructions: IF suppressed then set SS_RRQ_ = A1

Type: Soft

Skip Instructions: Suppress: Goto SUPPLINC

All others, go back to SSRRQ

Field

SUPLINC
BLKPARTA.SUPLINC

Description: Did you receive any Supplemental Security Income payments

Form Pane Label: Recvd fed SSI

SAS Name: SUPLINC

Tag Name: SUPLINC

Inherited Universe:

Universe: (SS_RRQ = 1-52, DK or RF) OR (SOCSRRET = 2, DK, or RF)

Universe Description:

Help Screen: H_SUPLINC

Question Text: ? [F1]

DURING THE PAST 12 MONTHS -

Did ^YouName receive any -

Supplemental Security Income (SSI) payments?

Fills: YouName

Instructions: If RESPLINE = MEMBNO then fill "you" Else fill ^Name

Fills: Name

Instructions: Fill: Name

Type: Enumerated

Length: 1

Answer List: TYesNo

Value:	Mnemonic:	Description:
1	Yes	Yes
2	No	No

- Don't Know
- Refuse
- Empty

On Input
 On Output

Array:

Special Instructions: If SOCSRRET = 1 bold-black the first line ("DURING THE PAST 12 MONTHS?")
Else gray out the first line

Skip Instructions: 1: Goto SSIX

2,DK,RF: Goto INDRETAC

Instrument SAS Name: SUPPLINC

Destination Data Set: MINC

Field

SSIX
BLKPARTA.SSIX

Description: How much did you receive in SSI checks from all government sources

Form Pane Label: Amount

SAS Name: SSIX

Tag Name: SSIX

Inherited Universe:

Universe: SUPPLINC = 1

Universe Description:

Help Screen: H_SUPPLINC

Question Text: ? [F1]

What was the amount?

Type: Integer

Length: 9

Min: 1

Max: 99999999

Don't Know

Refuse

Empty

On Input

On Output

Array:

Special Instructions: Display \$ and comma in the entry field

Skip Instructions: 1-99999999: IF SSIX lt 5 or gt 15180 then goto ERR1_SSIX
ELSE goto INDRETAC

DK,RF: Goto SSIB

Instrument SAS Name: SSIX

Destination Data Set: MINC

ERR1_SSIX
BLKPARTA.ERR1_SSIX

Check

Description: Out of Range Check

Inherited Universe:

Universe: (SSIX lt 5 or gt 15180) AND SSIX <> DK AND SSIX <> RF

Universe Description:

Text: * THE VALUE ENTERED IS UNUSUALLY HIGH OR LOW

PLEASE VERIFY AND IF CORRECT, ENTER ITEM LEVEL NOTE

Check Instructions: IF suppressed then set SSIX_ = A1

Type: Soft

Skip Instructions: Suppress: Goto INDRETAC

All others, go back to SSIX

Field

SSIB
BLKPARTA.SSIB

Description: Which range on this card best reflects the amount of your last SSI from all government

Form Pane Label: SSI range

SAS Name: SSIB

Tag Name: SSIB

Inherited Universe:

Universe: SSIX = DK or RF

Universe Description:

Help Screen: H_SUPPLINC

Question Text:  50 ? [F1]

Could you tell me which range on CARD C best reflects the amount ^YouName received in Supplemental Security income during the past 12 months?

Fills: YouName

Instructions: If RESPLINE = MEMBNO then fill "you" Else fill ^Name

Fills: Name

Instructions: Fill: Name

Type: Enumerated

Length: 2

Answer List: TDollarRange_1_50K

Value:	Mnemonic:	Description:
1	r_0001_0999	\$1-\$999
2	r_1000_1999	\$1,000-\$1,999
3	r_2000_2999	\$2,000-\$2,999
4	r_3000_3999	\$3,000-\$3,999
5	r_4000_4999	\$4,000-\$4,999
6	r_5000_9999	\$5,000-\$9,999
7	r_10k_15k	\$10,000-\$14,999
8	r_15k_20k	\$15,000-\$19,999

9	r_20k_30k	\$20,000-\$29,999
10	r_30k_40k	\$30,000-\$39,999
11	r_40k_50k	\$40,000-\$49,999
12	r_50k_plus	\$50,000 and over

- Don't Know
- Refuse
- Empty

- On Input
- On Output

Array:

Skip Instructions: Goto INDRETAC

Instrument SAS Name: SSIB

Destination Data Set: MINC

Field

INDRETAC
BLKPARTA.INDRETAC

Description: Did you place any money in a retirement plan such as an IRA or Keogh

Form Pane Label: IRA/Keogh

SAS Name: INDRETAC

Tag Name: INDRETAC

Inherited Universe:

Universe: (SUPPLINC = 2, DK or RF) OR (SSIX = RESPONSE) OR (SSIB = ENTRY, DK, or RF)

Universe Description:

Question Text: DURING THE PAST 12 MONTHS -

Did ^YouName contribute any money to retirement plans such as 401(k)s or Individual Retirement Accounts, also know as IRAs? Do not include rollovers.

Fills: YouName

Instructions: If RESPLINE = MEMBNO then fill "you" Else fill ^Name

Fills: Name

Instructions: Fill: Name

Type: Enumerated

Length: 1

Answer List: TYesNo

Value:	Mnemonic:	Description:
1	Yes	Yes
2	No	No

- Don't Know
- Refuse
- Empty

- On Input
- On Output

Array:

Special Instructions: If SUPPLINC = 1 bold-black the first line ("DURING THE PAST 12 MONTHS?")
Else gray out the first line

Skip Instructions: 1: Goto INDRETX

2,DK,RF: Goto S21A_CHECK

Instrument SAS Name: INDRETAC

Destination Data Set: MINC

Field

INDRETX
BLKPARTA.INDRETX

Description: How much

Form Pane Label: Amount

SAS Name: INDRETX

Tag Name: INDRETX

Inherited Universe:

Universe: INDRETAC = 1

Universe Description:

Question Text: How much?

Type: Integer

Length: 9

Min: 1

Max: 99999999

Don't Know

Refuse

Empty

On Input

On Output

Array:

Special Instructions: Display \$ and comma in the entry field

Skip Instructions: IF INDRETX lt 75 or gt 32000 AND (ne DK or RF) then
goto ERR1_INDRETX

ELSE goto S21A_CHECK

Instrument SAS Name: INDRETX

Destination Data Set: MINC

ERR1_INDRETX
BLKPARTA.ERR1_INDRETX

Check

Description: Out of Range Check

Inherited Universe:

Universe: (INDRETX lt 75 or gt 32000) AND INDRETX <> DK AND
INDRETX <> RF

Universe Description:

Text: * THE VALUE ENTERED IS UNUSUALLY HIGH OR LOW

PLEASE VERIFY AND IF CORRECT, ENTER ITEM LEVEL NOTE

Check Instructions: IF suppressed then set INDERTX_ = A1

Type: Soft

Skip Instructions: Suppress: Goto S21A_CHECK

All others, go back to INDRETX

Field

S21A_CHECK
BLKPARTA.S21A_CHECK

Description: End of Person

Form Pane Label:

SAS Name:

Tag Name:

Inherited Universe:

Universe: (INDRETAC = 2, DK, or RF) OR (INDRETX = ENTRY, DK, or RF) OR (ANYWORK = 2, DK, or RF)

Universe Description:

Question Text:

Type: Classification

Length: 0

- Don't Know
- Refuse
- Empty

- On Input
- On Output

Store Instructions: IF ((INDRETAC = 2, DK or RF) OR (INDRETX = ENTRY, DK, or RF)) or (ANYWORK = 2,DK or RF and 8500.MIN_STAT = zero) then store 1 in MIN_ORIG and store 1 in MIN_STAT

Array:

Skip Instructions: IF no more persons with 8500.INCWEEKQ = 0 or 8500.ANYWORK = 2,DK or RF then goto S21A_END

ELSE goto ANYWORK for the next person

S21A_END
BLKPARTA.S21A_END

Field

Description: End of Section 21A

Form Pane Label:

SAS Name:

Tag Name:

Inherited Universe:

Universe: No other person needs to be asked questions

Universe Description:

Question Text:

Type: Classification

Length: 0

- Don't Know
- Refuse
- Empty

- On Input
- On Output

Array:

Special Instructions: IF S21A has been asked for all appropriate persons
then set S21a_end = 1

Skip Instructions: Goto Section 21B

Field

GROS_AYX
BLKPARTA.GROS_AYX

Description: Range edit flag for GROSPAYX

Form Pane Label:

SAS Name: GROS_AYX

Tag Name:

Inherited Universe:

Universe:

Universe Description:

Question Text:

Type: String

Length: 2

- Don't Know
- Refuse
- Empty

- On Input
- On Output

Array:

Special Instructions: NOTE: See GROSPAYX for how to set this field

Valid Values: A1 = Range edit failed
(ERR1 check was suppressed)

Blank = Range edit passed

Instrument SAS Name: GROS_AYX

Destination Data Set: MINC

SALARYX_
BLKPARTA.SALARYX_

Field

Description: Range edit flag for SALARYX

Form Pane Label:

SAS Name: SALARYX_

Tag Name:

Inherited Universe:

Universe:

Universe Description:

Question Text:

Type: String

Length: 2

- Don't Know
- Refuse
- Empty

- On Input
- On Output

Array:

Special Instructions: NOTE: See SALARYX for how to set this field

Valid Values: A1 = Range edit failed
(ERR1 check was suppressed)

Blank = Range edit passed

Instrument SAS Name: SALARYX_

Destination Data Set: MINC

Field

PRIV_ENX
BLKPARTA.PRIV_ENX

Description: Range edit flag for PRIVPENX

Form Pane Label:

SAS Name: PRIV_ENX

Tag Name:

Inherited Universe:

Universe:

Universe Description:

Question Text:

Type: String

Length: 2

- Don't Know
- Refuse
- Empty

- On Input
- On Output

Array:

Special Instructions: NOTE: See PRIVPENX for how to set this field

Valid Values: A1 = Range edit failed
(ERR1 check was suppressed)

Blank = Range edit passed

Instrument SAS Name: PRIV_ENX

Destination Data Set: MINC

GOVRETX_
BLKPARTA.GOVRETX_

Field

Description: Range edit flag for GOVRETX

Form Pane Label:

SAS Name: GOVRETX_

Tag Name:

Inherited Universe:

Universe:

Universe Description:

Question Text:

Type: String

Length: 2

- Don't Know
- Refuse
- Empty

- On Input
- On Output

Array:

Special Instructions: NOTE: See GOVRETX for how to set this field

Valid Values: A1 = Range edit failed
(ERR1 check was suppressed)

Blank = Range edit passed

Instrument SAS Name: GOVRETX_

Destination Data Set: MINC

Field

RRRDEDX_
BLKPARTA.RRRDEDX_

Description: Range edit flag for RRDEDX

Form Pane Label:

SAS Name: RRRDEDX_

Tag Name:

Inherited Universe:

Universe:

Universe Description:

Question Text:

Type: String

Length: 2

- Don't Know
- Refuse
- Empty

- On Input
- On Output

Array:

Special Instructions: NOTE: See RRRDEDX for how to set this field

Valid Values: A1 = Range edit failed
(ERR1 check was suppressed)

Blank = Range edit passed

Instrument SAS Name: RRRDEDX_

Destination Data Set: MINC

SEMP_RMX
BLKPARTA.SEMP_RMX

Field

Description: Range edit flag for SEMPFRMX

Form Pane Label:

SAS Name: SEMP_RMX

Tag Name:

Inherited Universe:

Universe:

Universe Description:

Question Text:

Type: String

Length: 2

- Don't Know
- Refuse
- Empty

- On Input
- On Output

Array:

Special Instructions: NOTE: See SEMPFRMX for how to set this field

Valid Values: A1 = Range edit failed
(ERR1 check was suppressed)

Blank = Range edit passed

Instrument SAS Name: SEMP_RMX

Destination Data Set: MINC

Field

RRRE_IRX
BLKPARTA.RRRE_IRX

Description: Range edit flag for RRRETIRX

Form Pane Label:

SAS Name: RRRE_IRX

Tag Name:

Inherited Universe:

Universe:

Universe Description:

Question Text:

Type: String

Length: 2

- Don't Know
- Refuse
- Empty

- On Input
- On Output

Array:

Special Instructions: NOTE: See RRRETIRX for how to set this field

Valid Values: A1 = Range edit failed
(ERR1 check was suppressed)

Blank = Range edit passed

Instrument SAS Name: RRRE_IRX

Destination Data Set: MINC

SS_RRQ_
BLKPARTA.SS_RRQ_

Field

Description: Range edit flag for SS_RRQ_

Form Pane Label:

SAS Name: SS_RRQ_

Tag Name:

Inherited Universe:

Universe:

Universe Description:

Question Text:

Type: String

Length: 2

- Don't Know
- Refuse
- Empty

- On Input
- On Output

Array:

Special Instructions: NOTE: See SS_RRQ for how to set this field

Valid Values: A1 = Range edit failed
(ERR1 check was suppressed)

Blank = Range edit passed

Instrument SAS Name: SS_RRQ_

Destination Data Set: MINC

Field

SSIX_
BLKPARTA.SSIX_

Description: Range edit flag for SSIX

Form Pane Label:

SAS Name: SSIX_

Tag Name:

Inherited Universe:

Universe:

Universe Description:

Question Text:

Type: String

Length: 2

- Don't Know
- Refuse
- Empty

- On Input
- On Output

Array:

Special Instructions: NOTE: See SSIX for how to set this field

Valid Values: A1 = Range edit failed
(ERR1 check was suppressed)

Blank = Range edit passed

Instrument SAS Name: SSIX_

Destination Data Set: MINC

INDRETX_
BLKPARTA.INDRETX_

Field

Description: Range edit flag for INDRETX

Form Pane Label:

SAS Name: INDRETX_

Tag Name:

Inherited Universe:

Universe:

Universe Description:

Question Text:

Type: String

Length: 2

- Don't Know
- Refuse
- Empty

- On Input
- On Output

Array:

Special Instructions: NOTE: See INDRETX for how to set this field

Valid Values: A1 = Range edit failed
(ERR1 check was suppressed)

Blank = Range edit passed

Instrument SAS Name: INDRETX_

Destination Data Set: MINC

Field

MEMBNO
BLKPARTA.MEMBNO

Description: person Line number

Form Pane Label:

SAS Name: MEMBNO

Tag Name:

Inherited Universe:

Universe:

Universe Description:

Question Text:

Type: Integer

Length: 2

Min: 1

Max: 30

- Don't Know
- Refuse
- Empty

- On Input
- On Output

Array:

Special Instructions: NOTE: See TUnit1.BPersons.FNAME for how to set this field

Instrument SAS Name: MEMBNO

Destination Data Set: MINC

MIN_STAT
BLKPARTA.MIN_STAT

Field

Description: Record status

Form Pane Label:

SAS Name: MIN_STAT

Tag Name:

Inherited Universe:

Universe:

Universe Description:

Question Text:

Type: String

Length: 1

- Don't Know
- Refuse
- Empty

- On Input
- On Output

Array:

Special Instructions: Note: See S21A_CHECK for how to set this field

Valid Values: 1 = Active Record
3 = Inactive Record

Instrument SAS Name: MIN_STAT

Destination Data Set: MINC

Field

MIN_ORIG
BLKPARTA.MIN_ORIG

Description: Record origin

Form Pane Label:

SAS Name: RECORIGA

Tag Name:

Inherited Universe:

Universe:

Universe Description:

Question Text:

Type: String

Length: 1

- Don't Know
- Refuse
- Empty

- On Input
- On Output

Array:

Special Instructions: NOTE: See S21A_CHECK for how to set this field

Valid Values: 1 = Data from current month interview.

4 = Inventory Data - no updates

5 = Inventory - updates

Instrument SAS Name: MIN_ORIG

Destination Data Set: MINC

BLKPARTB

BLKPARTB

Block

Description: Income

Tab Name:

Fly Over Name:

Universe Type: If

Inherited Universe:

Universe: (INTNMBR = 1 or 4) OR ((INTNMBR = 2 or 3) and S21_NEWCU = 1) OR ((INTNMBR = 2 or 3) and S21_PARTIAL <> 1)

Universe Description: (1st or 4th month interview) OR
(2nd or 3rd month interview and this is a newly spawned CU or replacement) OR
(2nd or 3rd month interview and no one has previously answered INCWEEKQ from 21A)

Array:

Block Instructions: Section label: Section 21, Part B - Work experience and income

Field

INTERDIV
BLKPARTB.INTERDIV

Description: Did you receive any interest or dividends

Form Pane Label: Interest or Dividends

SAS Name: INTERDIV

Tag Name: INTERDIV

Inherited Universe:

Universe:

Universe Description:

Help Screen: H_INTERDIV

Question Text: ? [F1]

^UpUntil_fill

DURING THE PAST 12 MONTHS -

Did ^YOU_ANYMEM receive any interest or dividends? Report even small amounts credited to an account.

Fills: UpUntil_fill

Instructions: If single-person household, leave blank

Else fill "Up until this point, we have discussed earnings for individual members. Now, I would like to talk to you about your household as a whole."

Fills: YOU_ANYMEM

Instructions: IF NUMHOUSE = 1 then fill "you"

ELSE fill "you or any members of your household"

Type: Enumerated

Length: 1

Answer List: TYesNo

Value:	Mnemonic:	Description:
1	Yes	Yes
2	No	No

Don't Know
 Refuse
 Empty

On Input
 On Output

Array:

Skip Instructions: 1: Goto INTRDVX

2,DK,RF: Goto NETRENT

Instrument SAS Name: INTERDIV

Destination Data Set: FINC

Field

INTRDVX
BLKPARTB.INTRDVX

Description: What was the total amount received?

Form Pane Label: Amount

SAS Name: INTRDVX

Tag Name: INTRDVX

Inherited Universe:

Universe: INTERDIV = 1

Universe Description:

Help Screen: H_INTERDIV

Question Text: ? [F1]

What was the amount?

Type: Integer

Length: 10

Min: 1

Max: 999999999

Don't Know

Refuse

Empty

On Input

On Output

Array:

Special Instructions: Display \$ and comma in the entry

Skip Instructions: 1-999999999: IF INTRDVX gt 18000 then goto ERR1_INTRDVX
ELSE goto NETRENT

DK,RF: Goto INTRDVB

Instrument SAS Name: INTRDVX

Destination Data Set: FINC

ERR1_INTRDVX
BLKPARTB.ERR1_INTRDVX

Check

Description: Out of Range Check

Inherited Universe:

Universe: INTRDVX gt 18000 AND INTRDVX <> DK AND INTRDVX <> RF

Universe Description:

Text: * THE VALUE ENTERED IS UNUSALLY HIGH

PLEASE VERIFY AND IF CORRECT, ENTER ITEM LEVEL NOTE

Check Instructions: IF suppressed then set INTRDVX_ = A1

Type: Soft

Skip Instructions: Suppress: Goto NETRENT

All others, go back to INTRDVX

Field

INTRDVB
BLKPARTB.INTRDVB

Description: Which range on this card best reflects the amount of interest or dividends received by during the past 12 months

Form Pane Label: Amt of Interest Range

SAS Name: INTRDVB

Tag Name: INTRDVB

Inherited Universe:

Universe: INTRDVX = DK or RF

Universe Description:

Help Screen: H_INTERDIV

Question Text:  50 ? [F1]

**Could you tell me which range on CARD C best reflects the amount
^YOU_ANYMEM received in interest or dividends during the PAST 12
MONTHS?**

Fills: YOU_ANYMEM

Instructions: IF NUMHOUSE = 1 then fill "you"
ELSE fill "you or any members of your household"

Type: Enumerated

Length: 2

Answer List: TDollarRange_1_50K

Value:	Mnemonic:	Description:
1	r_0001_0999	\$1-\$999
2	r_1000_1999	\$1,000-\$1,999
3	r_2000_2999	\$2,000-\$2,999
4	r_3000_3999	\$3,000-\$3,999
5	r_4000_4999	\$4,000-\$4,999
6	r_5000_9999	\$5,000-\$9,999
7	r_10k_15k	\$10,000-\$14,999
8	r_15k_20k	\$15,000-\$19,999
9	r_20k_30k	\$20,000-\$29,999
10	r_30k_40k	\$30,000-\$39,999

11	r_40k_50k	\$40,000-\$49,999
12	r_50k_plus	\$50,000 and over

- Don't Know
- Refuse
- Empty

- On Input
- On Output

Array:

Skip Instructions: Goto NETRENT

Instrument SAS Name: INTRDVB

Destination Data Set: FINC

Field

NETRENT
BLKPARTB.NETRENT

Description: Did you receive any net rental income or loss

Form Pane Label: Rnt Inc/Loss

SAS Name: NETRENT

Tag Name: NETRENT

Inherited Universe:

Universe:

Universe Description: All who get this block

Help Screen: H_NETRENT

Question Text: ? [F1]

DURING THE PAST 12 MONTHS -

Did ^YOU_ANYMEM receive any net rental income or loss?

◆ Net rental income is the total amount after expenses.

Fills: YOU_ANYMEM

Instructions: IF NUMHOUSE = 1 then fill "you"

ELSE fill "you or any members of your household"

Type: Enumerated

Length: 1

Answer List: TYesNo

Value:	Mnemonic:	Description:
1	Yes	Yes
2	No	No

- Don't Know
- Refuse
- Empty

- On Input
- On Output

Array:

Special Instructions: IF INTERDIV = 1 bold-black the first line
("DURING THE PAST 12 MONTHS?")
ELSE gray out the first line

Skip Instructions: 1: Goto NETRENTX

2,DK,RF: Goto ROYEST

Instrument SAS Name: NETRENT

Destination Data Set: FINC

Field

NETRENTX
BLKPARTB.NETRENTX

Description: What was the amount received?

Form Pane Label: Amount

SAS Name: NETRENTX

Tag Name: NETRENTX

Inherited Universe:

Universe: NETRENT = 1

Universe Description:

Help Screen: H_NETRENT

Question Text: ? [F1]

What was the amount?

• The net amount is the total amount after expenses.

If income was a loss, precede amount with a '-'.
Breakeven = 1.

Type: Integer

Length: 10

Min: -999999999

Max: 999999999

Don't Know

Refuse

Empty

On Input

On Output

Array:

Special Instructions: Display \$ and comma in the entry

Skip Instructions: -999999999-999999999: IF NETRENTX = 0 then goto CK_NETRENTX
ELSEIF (NETRENTX lt -150,000 or
gt 48,000) then goto ERR1_NETRENTX
ELSE goto ROYEST

DK,RF: Goto NETRENTB

Instrument SAS Name: NETRENTX

Destination Data Set: FINC

Check

CK_NETRENTX
BLKPARTB.CK_NETRENTX

Description: 0 is not a valid value

Inherited Universe:

Universe: NETRENTX = 0

Universe Description:

Text: * ZERO IS NOT AN ALLOWED VALUE

IF THERE WAS NO NET INCOME OR LOSS, ENTER 1

Check Instructions:

Type: Hard

Skip Instructions: Go back to NETRENTX

ERR1_NETRENTX
BLKPARTB.ERR1_NETRENTX

Check

Description: Out of Range Check

Inherited Universe:

Universe: (NETRENTX lt -150000 or gt 48000) AND
NETRENTX <> DK AND NETRENTX <> RF

Universe Description:

Text: * THE VALUE ENTERED IS UNUSUALLY HIGH OR LOW

PLEASE VERIFY AND IF CORRECT, ENTER ITEM LEVEL NOTE

Check Instructions: IF suppressed then set NETR_NTX = A1

Type: Soft

Skip Instructions: Suppress: Goto ROYEST

All others, go back to NETRENTX

Field

NETRENTB
BLKPARTB.NETRENTB

Description: Which range on this card best reflects the total amount

Form Pane Label: Rent Income Range

SAS Name: NETRENTB

Tag Name: NETRENTB

Inherited Universe:

Universe: NETRENTX = DK or RF

Universe Description:

Help Screen: H_NETRENT

Question Text: 50 ? [F1]

Could you tell me which range on CARD C best reflects the total net rental income or loss during the PAST 12 MONTHS?

Type: Enumerated

Length: 2

Answer List: TDollarRange_Loss_50K

Value:	Mnemonic:	Description:
0	Loss	Loss
1	r_0001_0999	\$1-\$999
2	r_1000_1999	\$1,000-\$1,999
3	r_2000_2999	\$2,000-\$2,999
4	r_3000_3999	\$3,000-\$3,999
5	r_4000_4999	\$4,000-\$4,999
6	r_5000_9999	\$5,000-\$9,999
7	r_10k_15k	\$10,000-\$14,999
8	r_15k_20k	\$15,999-\$19,999
9	r_20k_30k	\$20,000-\$29,999
10	r_30k_40k	\$30,000-\$39,999
11	r_40k_50k	\$40,000-\$49,999
12	r_50k_plus	\$50,000 and over

Don't Know

Refuse
 Empty

On Input
 On Output

Array:

Skip Instructions: Goto ROYEST

Instrument SAS Name: NETRENTB

Destination Data Set: FINC

Field

ROYEST
BLKPARTB.ROYEST

Description: Did you receive any royalty income or income from estates or trusts?

Form Pane Label: Royalties

SAS Name: ROYEST

Tag Name: ROYEST

Inherited Universe:

Universe:

Universe Description: All who get this block

Help Screen: H_ROYEST

Question Text: ? [F1]

DURING THE PAST 12 MONTHS -

Did ^YOU_ANYMEM receive any royalty income or income from estates and trusts?

Fills: YOU_ANYMEM

Instructions: IF NUMHOUSE = 1 then fill "you"

ELSE fill "you or any members of your household"

Type: Enumerated

Length: 1

Answer List: TYesNo

Value:	Mnemonic:	Description:
1	Yes	Yes
2	No	No

- Don't Know
- Refuse
- Empty

- On Input
- On Output

Array:

Special Instructions: IF NETRENT = 1, bold-black the first line
("DURING THE PAST 12 MONTHS?")
ELSE grey out the first line

Skip Instructions: 1: Goto ROYESTX
2,DK,RF: Goto RETSURV

Instrument SAS Name: ROYEST

Destination Data Set: FINC

Field

ROYESTX
BLKPARTB.ROYESTX

Description: What was the total amount received?

Form Pane Label: Amount

SAS Name: ROYESTX

Tag Name: ROYESTX

Inherited Universe:

Universe: ROYEST = 1

Universe Description:

Help Screen: H_ROYEST

Question Text: ? [F1]

What was the amount?

Type: Integer

Length: 9

Min: 1

Max: 99999999

Don't Know

Refuse

Empty

On Input

On Output

Array:

Special Instructions: Display \$ and comma in the entry

Skip Instructions: 1-99999999: IF ROYESTX lt 11 or gt 57926 then
goto ERR1_ROYESTX
ELSE goto RETSURV

DK,RF: Goto ROYESTB

Instrument SAS Name: ROYESTX

Destination Data Set: FINC

ERR1_ROYESTX
BLKPARTB.ERR1_ROYESTX

Check

Description: Out of Range Check

Inherited Universe:

Universe: (ROYESTX lt 11 or gt 57926) AND ROYESTX <> DK AND
ROYESTX <> RF

Universe Description:

Text: * THE VALUE ENTERED IS UNUSUALLY HIGH OR LOW

PLEASE VERIFY AND IF CORRECT, ENTER ITEM LEVEL NOTE

Check Instructions: IF suppressed then set ROYESTX_ = A1

Type: Soft

Skip Instructions: Suppress: Goto RETSURV

All others, go back to ROYESTX

Field

ROYESTB
BLKPARTB.ROYESTB

Description: Which range on this card best reflects the total amount of received in royalty income or income from estates and trusts

Form Pane Label: Royalties Range

SAS Name: ROYESTB

Tag Name: ROYESTB

Inherited Universe:

Universe: ROYESTX = DK or RF

Universe Description:

Help Screen: H_ROYEST

Question Text:  50 ? [F1]

Could you tell me which range on CARD C best reflects the total amount received in royalty income or income from estates and trusts during the PAST 12 MONTHS?

Type: Enumerated

Length: 2

Answer List: TDollarRange_1_50K

Value:	Mnemonic:	Description:
1	r_0001_0999	\$1-\$999
2	r_1000_1999	\$1,000-\$1,999
3	r_2000_2999	\$2,000-\$2,999
4	r_3000_3999	\$3,000-\$3,999
5	r_4000_4999	\$4,000-\$4,999
6	r_5000_9999	\$5,000-\$9,999
7	r_10k_15k	\$10,000-\$14,999
8	r_15k_20k	\$15,000-\$19,999
9	r_20k_30k	\$20,000-\$29,999
10	r_30k_40k	\$30,000-\$39,999
11	r_40k_50k	\$40,000-\$49,999
12	r_50k_plus	\$50,000 and over

- Don't Know
- Refuse
- Empty

- On Input
- On Output

Array:

Skip Instructions: Goto RETSURV

Instrument SAS Name: ROYESTB

Destination Data Set: FINC

Field

RETSURV
BLKPARTB.RETSURV

Description: Did you receive any retirement, survivor, or disability pensions

Form Pane Label: Pensions

SAS Name: RETSURV

Tag Name: RETSURV

Inherited Universe:

Universe:

Universe Description: All who get this block

Help Screen: H_RETSURV

Question Text: ? [F1]

DURING THE PAST 12 MONTHS -

Did ^YOU_ANYMEM receive any retirement, survivor, or disability pensions?

Fills: YOU_ANYMEM

Instructions: IF NUMHOUSE = 1 then fill "you"

ELSE fill "you or any members of your household"

Type: Enumerated

Length: 1

Answer List: TYesNo

Value:	Mnemonic:	Description:
1	Yes	Yes
2	No	No

- Don't Know
- Refuse
- Empty

- On Input
- On Output

Array:

Special Instructions: IF ROYEST = 1, bold-black the first line

("DURING THE PAST 12 MONTHS?")
ELSE grey out the first line

Skip Instructions: 1: Goto RETSURVX

2,DK,RF: Goto OTHREG

Instrument SAS Name: RETSURV

Destination Data Set: FINC

Field

RETSURVX
BLKPARTB.RETSURVX

Description: What was the amount received?

Form Pane Label: Amount

SAS Name: RETSURVX

Tag Name: RETSURVX

Inherited Universe:

Universe: RETSURV = 1

Universe Description:

Help Screen: H_RETSURV

Question Text: ? [F1]

What was the amount?

(Do not include Social Security.)

Type: Integer

Length: 9

Min: 1

Max: 99999999

Don't Know

Refuse

Empty

On Input

On Output

Array:

Special Instructions: Display \$ and comma in the entry

Skip Instructions: 1-99999999: IF RETSURVX lt 125 or gt 10530 then
goto ERR1_RETSURVX
ELSE goto OTHREG

DK,RF: Goto RETSURVB

Instrument SAS Name: RETSURVX

Destination Data Set: FINC

Check

ERR1_RETSURVX
BLKPARTB.ERR1_RETSURVX

Description: Out of Range Check

Inherited Universe:

Universe: (RETSURVX lt 125 or gt 10530) AND RETSURVX <> DK AND
RETSURV <> RF

Universe Description:

Text: * THE VALUE ENTERED IS UNUSUALLY HIGH OR LOW

PLEASE VERIFY AND IF CORRECT, ENTER ITEM LEVEL NOTE

Check Instructions: IF suppressed then set RETS_RVX = A1

Type: Soft

Skip Instructions: Suppress: Goto OTHREG

All others, go back to RETSURVX

RETSURVB

BLKPARTB.RETSURVB

Field

Description: Which range on this card best reflects the total amount received in retirement, survivor, or disability pensions

Form Pane Label: Pension Range

SAS Name: RETSURVB

Tag Name: RETSURVB

Inherited Universe:

Universe: RETSURVX = DK or RF

Universe Description:

Help Screen: H_RETSURV

Question Text:  50 ? [F1]

Could you tell me which range on CARD C best reflects the total amount received in retirement, survivor, or disability pensions during the PAST 12 MONTHS?

Type: Enumerated

Length: 2

Answer List: TDollarRange_1_50K

Value:	Mnemonic:	Description:
1	r_0001_0999	\$1-\$999
2	r_1000_1999	\$1,000-\$1,999
3	r_2000_2999	\$2,000-\$2,999
4	r_3000_3999	\$3,000-\$3,999
5	r_4000_4999	\$4,000-\$4,999
6	r_5000_9999	\$5,000-\$9,999
7	r_10k_15k	\$10,000-\$14,999
8	r_15k_20k	\$15,000-\$19,999
9	r_20k_30k	\$20,000-\$29,999
10	r_30k_40k	\$30,000-\$39,999
11	r_40k_50k	\$40,000-\$49,999
12	r_50k_plus	\$50,000 and over

Don't Know
 Refuse
 Empty

On Input
 On Output

Array:

Skip Instructions: Goto OTHREG

Instrument SAS Name: RETSURVB

Destination Data Set: FINC

OTHREG

Field

BLKPARTB.OTHREG

Description: Did you receive income on a regular basis from other sources

Form Pane Label: Income Oth Source

SAS Name: OTHREG

Tag Name: OTHREG

Inherited Universe:

Universe: All who get this block

Universe Description:

Help Screen: H_OTHREG

Question Text: ? [F1]

DURING THE PAST 12 MONTHS -

Did ^YOU_ANYMEM receive income on a REGULAR basis from any other source such as Veteran's Administration (VA) payments, unemployment compensation, child support, or alimony?

Fills: YOU_ANYMEM

Instructions: IF NUMHOUSE = 1 then fill "you"

ELSE fill "you or any members of your household"

Type: Enumerated

Length: 1

Answer List: TYesNo

Value:	Mnemonic:	Description:
1	Yes	Yes
2	No	No

- Don't Know
- Refuse
- Empty

- On Input
- On Output

Array:

Special Instructions: IF RETSURV = 1, bold-black the first line
("DURING THE PAST 12 MONTHS?")
ELSE grey out the first line

Skip Instructions: 1: Goto OTHREGX

2,DK,RF: Goto LUMPSUM

Instrument SAS Name: OTHREG

Destination Data Set: FINC

OTHREGX
BLKPARTB.OTHREGX

Field

Description: What was the total amount received from all sources?

Form Pane Label: Amount

SAS Name: OTHREGX

Tag Name: OTHREGX

Inherited Universe:

Universe: OTHREG = 1

Universe Description:

Help Screen: H_OTHREG

Question Text: ? [F1]

What was the amount from all sources?

(Do not include lump sum payments such as money from an inheritance or sale of a home.)

Type: Integer

Length: 9

Min: 1

Max: 99999999

Don't Know

Refuse

Empty

On Input

On Output

Array:

Special Instructions: Display \$ and comma in the entry

Skip Instructions: 1-99999999: IF OTHREGX lt 58 or gt 29812 then goto
ERR1_OTHREGX
ELSE goto LUMPSUM

DK,RF: Goto OTHREGB

Instrument SAS Name: OTHREGX

Destination Data Set: FINC

ERR1_OTHREGX

Check

BLKPARTB.ERR1_OTHREGX

Description: Out of Range Check

Inherited Universe:

Universe: (OTHREGX lt 58 or gt 29812) AND OTHREGX <> DK AND
OTHREGX <> RF

Universe Description:

Text: * THE VALUE ENTERED IS UNUSUALLY HIGH OR LOW

PLEASE VERIFY AND IF CORRECT, ENTER ITEM LEVEL NOTE

Check Instructions: IF suppressed then set OTHREGX_ = A1

Type: Soft

Skip Instructions: Suppress: Goto LUMPSUM

All other, go back to OTHREGX

Field

OTHREGB
BLKPARTB.OTHREGB

Description: Which range on this card best reflects the total amount received in Veteran's Administration payments, unemployment compensation, child support or alimony

Form Pane Label: Misc Inc Range

SAS Name: OTHREGB

Tag Name: OTHREGB

Inherited Universe:

Universe: OTHREGX = DK or RF

Universe Description:

Help Screen: H_OTHREG

Question Text:  50 ? [F1]

Could you tell me which range on CARD C best reflects the total amount received in Veteran's Administration (VA) payments, unemployment compensation, child support, or alimony during the PAST 12 MONTHS?

Type: Enumerated

Length: 2

Answer List: TDollarRange_1_50K

Value:	Mnemonic:	Description:
1	r_0001_0999	\$1-\$999
2	r_1000_1999	\$1,000-\$1,999
3	r_2000_2999	\$2,000-\$2,999
4	r_3000_3999	\$3,000-\$3,999
5	r_4000_4999	\$4,000-\$4,999
6	r_5000_9999	\$5,000-\$9,999
7	r_10k_15k	\$10,000-\$14,999
8	r_15k_20k	\$15,000-\$19,999
9	r_20k_30k	\$20,000-\$29,999
10	r_30k_40k	\$30,000-\$39,999
11	r_40k_50k	\$40,000-\$49,999
12	r_50k_plus	\$50,000 and over

Don't Know
 Refuse
 Empty

On Input
 On Output

Array:

Skip Instructions: Goto LUMPSUM

Instrument SAS Name: OTHREGB

Destination Data Set: FINC

Field

LUMPSUM
BLKPARTB.LUMPSUM

Description: Did you receive any lump sum payments for insurance, estates, trusts, royalties,

Form Pane Label: Lump Sum

SAS Name: LUMPSUM

Tag Name: LUMPSUM

Inherited Universe:

Universe:

Universe Description: All who get this block

Help Screen: H_LUMPSUM

Question Text: ? [F1]

DURING THE PAST 12 MONTHS -

Did ^YOU_ANYMEM receive any lump sum payments from insurance, estates, trusts, royalties, child support, alimony, prizes or games of chance, or from persons outside your household?

Fills: YOU_ANYMEM

Instructions: IF NUMHOUSE = 1 then fill "you"

ELSE fill "you or any members of your household"

Type: Enumerated

Length: 1

Answer List: TYesNo

Value:	Mnemonic:	Description:
1	Yes	Yes
2	No	No

- Don't Know
- Refuse
- Empty

- On Input
- On Output

Array:

Special Instructions: IF OTHREG = 1, bold-black the first line
("DURING THE PAST 12 MONTHS?")
ELSE gray out the first line

Skip Instructions: 1: Goto LUMPSUMX

2,DK,RF: Goto OTHERINC

Instrument SAS Name: LUMPSUM

Destination Data Set: FINC

Field

LUMPSUMX
BLKPARTB.LUMPSUMX

Description: What was the total amount received by all CU members?

Form Pane Label: Amount

SAS Name: LUMPSUMX

Tag Name: LUMPSUMX

Inherited Universe:

Universe: LUMPSUM = 1

Universe Description:

Help Screen: H_LUMPSUM

Question Text: ? [F1]

What was the total amount received ^ByMem?

Fills: ByMem

Instructions: If single person CU leave blank
Else fill "by all household members"

Type: Integer

Length: 9

Min: 1

Max: 99999999

Don't Know

Refuse

Empty

On Input

On Output

Array:

Special Instructions: Display \$ and comma in the entry

Skip Instructions: 1-99999999: IF LUMPSUMX lt 5 or gt 106000 then
goto ERR1_LUMPSUMX
ELSE goto OTHERINC

DK,RF: Goto LUMPSUMB

Instrument SAS Name: LUMPSUMX

Destination Data Set: FINC

Check

ERR1_LUMPSUMX
BLKPARTB.ERR1_LUMPSUMX

Description: Out of Range Check

Inherited Universe:

Universe: (LUMPSUMX lt 5 or gt 106000) AND LUMPSUMX <> DK AND
LUMPSUMX <> RF

Universe Description:

Text: * THE VALUE ENTERED IS UNUSUALLY HIGH OR LOW

PLEASE VERIFY AND IF CORRECT, ENTER ITEM LEVEL NOTE

Check Instructions: IF suppressed then set LUMP_UMX = A1

Type: Soft

Skip Instructions: Suppress: Goto OTHERINC

All others, go back to LUMPSUMX

LUMPSUMB

BLKPARTB.LUMPSUMB

Field

Description: Which range on this card best reflects the total lump sum payments

Form Pane Label: Lump Sum Range

SAS Name: LUMPSUMB

Tag Name: LUMPSUMB

Inherited Universe:

Universe: LUMPSUMX = DK or RF

Universe Description:

Help Screen: H_LUMPSUM

Question Text: 50 ? [F1]

Could you tell me which range on CARD C best reflects the total lump sum payments during the PAST 12 MONTHS?

Type: Enumerated

Length: 2

Answer List: TDollarRange_1_50K

Value:	Mnemonic:	Description:
1	r_0001_0999	\$1-\$999
2	r_1000_1999	\$1,000-\$1,999
3	r_2000_2999	\$2,000-\$2,999
4	r_3000_3999	\$3,000-\$3,999
5	r_4000_4999	\$4,000-\$4,999
6	r_5000_9999	\$5,000-\$9,999
7	r_10k_15k	\$10,000-\$14,999
8	r_15k_20k	\$15,000-\$19,999
9	r_20k_30k	\$20,000-\$29,999
10	r_30k_40k	\$30,000-\$39,999
11	r_40k_50k	\$40,000-\$49,999
12	r_50k_plus	\$50,000 and over

Don't Know

Refuse
 Empty

On Input
 On Output

Array:

Skip Instructions: Goto OTHERINC

Instrument SAS Name: LUMPSUMB

Destination Data Set: FINC

OTHERINC

BLKPARTB.OTHERINC

Field

Description: Did you receive any other money income

Form Pane Label: Other Money Income

SAS Name: OTHERINC

Tag Name: OTHERINC

Inherited Universe:

Universe:

Universe Description: All who get this block

Help Screen: H_OTHERINC

Question Text: ? [F1]

DURING THE PAST 12 MONTHS -

Did ^YOU_ANYMEM receive any other money income, including money received from cash scholarship and fellowships, stipends not based on working, or from the care of foster children, not already reported?

Fills: YOU_ANYMEM

Instructions: IF NUMHOUSE = 1 then fill "you"

ELSE fill "you or any members of your household"

Type: Enumerated

Length: 1

Answer List: TYesNo

Value:	Mnemonic:	Description:
1	Yes	Yes
2	No	No

- Don't Know
- Refuse
- Empty

- On Input
- On Output

Array:

Special Instructions: IF LUMPSUM = 1, bold-black the first line
("DURING THE PAST 12 MONTHS?")
ELSE gray out the first line

Skip Instructions: 1: Goto OTHRINCX
2,DK,RF: Goto MISCTAX

Instrument SAS Name: OTHERINC

Destination Data Set: FINC

OTHRINCX
BLKPARTB.OTHRINCX

Field

Description: What was the total amount received by all CU members?

Form Pane Label: Amount

SAS Name: OTHRINCX

Tag Name: OTHRINCX

Inherited Universe:

Universe: OTHERINC = 1

Universe Description:

Help Screen: H_OTHERINC

Question Text: ? [F1]

What was the total amount received ^ByAll?

Fills: ByAll

Instructions: If single person CU, leave blank
Else fill "by all household members"

Type: Integer

Length: 9

Min: 1

Max: 99999999

Don't Know

Refuse

Empty

On Input

On Output

Array:

Special Instructions: Display \$ and comma in the entry

Skip Instructions: 1-99999999: IF OTHRINCX lt 100 or gt 23404 then
goto ERR1_OTHRINCX
ELSE goto MISCTAX

DK,RF: Goto OTHRINCB

Instrument SAS Name: OTHRINCX

Destination Data Set: FINC

ERR1_OTHRINCX
BLKPARTB.ERR1_OTHRINCX

Check

Description: Out of Range Check

Inherited Universe:

Universe: (OTHRINCX lt 100 or gt 23404) AND OTHRINCX <> DK AND
OTHRINCX <> RF

Universe Description:

Text: * THE VALUE ENTERED IS UNUSUALLY HIGH OR LOW

PLEASE VERIFY AND IF CORRECT, ENTER ITEM LEVEL NOTE

Check Instructions: IF suppressed then set OTHR_NCX = A1

Type: Soft

Skip Instructions: Suppress: Goto MISCTAX

All others, go back to OTHRINCX

Field

OTHRINCB
BLKPARTB.OTHRINCB

Description: Which range on this card best reflects the total amount of other money income

Form Pane Label: Other Money Range

SAS Name: OTHRINCB

Tag Name: OTHRINCB

Inherited Universe:

Universe: OTHRINCB = DK or RF

Universe Description:

Help Screen: H_OTHERINC

Question Text: 50 ? [F1]

Could you tell me which range on CARD C best reflects the total amount of other money income received during the PAST 12 MONTHS?

Type: Enumerated

Length: 2

Answer List: TDollarRange_1_50K

Value:	Mnemonic:	Description:
1	r_0001_0999	\$1-\$999
2	r_1000_1999	\$1,000-\$1,999
3	r_2000_2999	\$2,000-\$2,999
4	r_3000_3999	\$3,000-\$3,999
5	r_4000_4999	\$4,000-\$4,999
6	r_5000_9999	\$5,000-\$9,999
7	r_10k_15k	\$10,000-\$14,999
8	r_15k_20k	\$15,000-\$19,999
9	r_20k_30k	\$20,000-\$29,999
10	r_30k_40k	\$30,000-\$39,999
11	r_40k_50k	\$40,000-\$49,999
12	r_50k_plus	\$50,000 and over

Don't Know

Refuse
 Empty

On Input
 On Output

Array:

Skip Instructions: Goto MISCTAX

Instrument SAS Name: OTHRINCB

Destination Data Set: FINC

Field

MISCTAX
BLKPARTB.MISCTAX

Description: Did you pay any personal property taxes and other taxes not reported elsewhere

Form Pane Label: Other Taxes

SAS Name: MISCTAX

Tag Name: MISCTAX

Inherited Universe:

Universe:

Universe Description: All who get this block

Question Text: DURING THE PAST 12 MONTHS -

Did ^YOU_ANYMEM PAY any inheritance or estate tax?

Fills: YOU_ANYMEM

Instructions: IF NUMHOUSE = 1 then fill "you"
ELSE fill "you or any members of your household"

Type: Enumerated

Length: 1

Answer List: TYesNo

Value:	Mnemonic:	Description:
1	Yes	Yes
2	No	No

Don't Know
 Refuse
 Empty

On Input
 On Output

Array:

Skip Instructions: 1: Goto MISCTAXX

2,DK,RF: Goto FOODSMP

Instrument SAS Name: MISCTAX

Destination Data Set: FINC

Field

MISCTAXX
BLKPARTB.MISCTAXX

Description: What was the total amount received by ALL CU members?

Form Pane Label: Amount

SAS Name: MISCTAXX

Tag Name: MISCTAXX

Inherited Universe:

Universe: MISCTAX = 1

Universe Description:

Question Text: What was the total amount PAID ^ByAll?

Fills: ByAll

Instructions: If single person CU, leave blank
Else fill "by all household members"

Type: Integer

Length: 9

Min: 1

Max: 99999999

- Don't Know
- Refuse
- Empty

- On Input
- On Output

Array:

Special Instructions: Display \$ and comma in the entry

Skip Instructions: IF MISCTAXX lt 35 or gt 6500 and (ne DK or RF) then
goto ERR1_MISCTAXX

ELSE goto FOODSMP

Instrument SAS Name: MISCTAXX

Destination Data Set: FINC

ERR1_MISCTAXX
BLKPARTB.ERR1_MISCTAXX

Check

Description: Out of Range Check

Inherited Universe:

Universe: (MISCTAXX lt 35 or gt 6500) AND MISCTAXX <> DK AND
MISCTAXX <> RF

Universe Description:

Text: * THE VALUE ENTERED IS UNUSUALLY HIGH OR LOW

PLEASE VERIFY AND IF CORRECT, ENTER ITEM LEVEL NOTE

Check Instructions: IF suppressed then set MISC_AXX = A1

Type: Soft

Skip Instructions: Suppress: Goto FOODSMP

All others, go back to MISCTAXX

Field

FOODSMP
BLKPARTB.FOODSMP

Description: Did you receive any food stamps or electronic benefit transfers

Form Pane Label: Food stamps

SAS Name: FOODSMP

Tag Name: FOODSMP

Inherited Universe:

Universe:

Universe Description: All who get this block

Question Text: DURING THE PAST 12 MONTHS -

Did anyone in this household receive Food Stamps or a Food Stamp benefit card? Include government benefits from the Supplemental Nutritional Assistance Program (SNAP). Do NOT include WIC or the National School Lunch Program.

Type: Enumerated

Length: 1

Answer List: TYesNo

Value:	Mnemonic:	Description:
1	Yes	Yes
2	No	No

- Don't Know
- Refuse
- Empty

- On Input
- On Output

Store Instructions: NOTE: "Anyone in the household" was purposely not written as the fill ^YOU_ANYMEM, when BLS redid the income section in 2013. Borrowed wording from ACS.

Array:

Special Instructions: IF MISCTAX = 1, bold-black the first line

("DURING THE PAST 12 MONTHS?")
ELSE gray out the first line

Skip Instructions: 1: Goto FS_MTHI

2,DK,RF: Goto WELFARE

Instrument SAS Name: FOODSMP

Destination Data Set: FINC

Field

FS_MTHI
BLKPARTB.FS_MTHI

Description: How many of the past 12 months were food stamps or EBTs received

Form Pane Label: Months Recd

SAS Name: FS_MTHI

Tag Name: FS_MTHI

Inherited Universe:

Universe: FOODSMP = 1

Universe Description:

Question Text: In how many of the past 12 months were food stamps or EBTs received?

Type: Integer

Length: 2

Min: 1

Max: 12

Don't Know

Refuse

Empty

On Input

On Output

Array:

Skip Instructions: Goto FS_AMT

Instrument SAS Name: FS_MTHI

Destination Data Set: FINC

FS_AMT

Field

BLKPARTB.FS_AMT

Description: What was the dollar value of the last food stamps or EBT received?

Form Pane Label: Last Value

SAS Name: FS_AMT

Tag Name: FS_AMT

Inherited Universe:

Universe: FS_MTHI = 1-12, DK, RF

Universe Description:

Question Text: What was the dollar value of the last food stamps or EBT received?

Type: Integer

Length: 9

Min: 1

Max: 99999999

Don't Know

Refuse

Empty

On Input

On Output

Array:

Special Instructions: Display \$ and comma in the entry

Skip Instructions: 1-99999999: IF FS_AMT lt 10 or gt 540 then goto ERR1_FS_AMT
ELSE goto WELFARE

DK,RF: Goto WELFARE

Instrument SAS Name: FS_AMT

Destination Data Set: FINC

Check

ERR1_FS_AMT
BLKPARTB.ERR1_FS_AMT

Description: Out of Range Check

Inherited Universe:

Universe: (FS_AMT lt 10 or gt 540) AND FS_AMT <> DK AND FS_AMT <> RF

Universe Description:

Text: * THE VALUE ENTERED IS UNUSUALLY HIGH OR LOW

PLEASE VERIFY AND IF CORRECT, ENTER ITEM LEVEL NOTE

Check Instructions: IF suppressed then set FS_AMT_ = A1

Type: Soft

Skip Instructions: Suppress: Goto WELFARE

All others, go back to FS_AMT

WELFARE

BLKPARTB.WELFARE

Field

Description: Did you receive cash assistance from any state or local government

Form Pane Label: Welfare
SAS Name: WELFARE
Tag Name: WELFARE
Inherited Universe:

Universe:

Universe Description: All who get this block

Help Screen: H_WELFARE
Question Text: ? [F1]

DURING THE PAST 12 MONTHS -

Did ^YOU_CHILD receive any welfare payments or cash assistance from the state or local welfare office?

Please include even if only for one month. Do NOT include benefits from food, energy, or rental assistance programs.

Fills: YOU_CHILD

Instructions: If single person CU, fill "you"
Else fill "you or any members of this household, including children,"

Type: Enumerated
Length: 1

Answer List: TYesNo

Value:	Mnemonic:	Description:
1	Yes	Yes
2	No	No

- Don't Know
- Refuse
- Empty

- On Input

On Output

Array:

Special Instructions: IF FOODSMP = 1, bold-black the first line
("DURING THE PAST 12 MONTHS?")
ELSE gray out the first line

Skip Instructions: 1: Goto WELFAREX

2,DK,RF: Goto MEALSPAY

Instrument SAS Name: WELFARE

Destination Data Set: FINC

WELFAREX
BLKPARTB.WELFAREX

Field

Description: How much cash assistance did you receive last year

Form Pane Label: Amount

SAS Name: WELFAREX

Tag Name: WELFAREX

Inherited Universe:

Universe: WELFARE = 1

Universe Description:

Help Screen: H_WELFARE

Question Text: ? [F1]

What was the amount for the PAST 12 MONTHS?

Type: Integer

Length: 9

Min: 1

Max: 99999999

Don't Know

Refuse

Empty

On Input

On Output

Array:

Special Instructions: Display \$ and comma in the entry

Skip Instructions: 1-99999999: IF WELFAREX lt 120 or gt 11064 then goto
ERR1_WELFAREX
ELSE goto MEALSPAY

DK,RF: Goto WELFAREB

Instrument SAS Name: WELFAREX

Destination Data Set: FINC

Check

ERR1_WELFAREX
BLKPARTB.ERR1_WELFAREX

Description: Out of Range Check

Inherited Universe:

Universe: (WELFAREX lt 120 or gt 11064) AND WELFAREX <> DK AND
WELFAREX <> RF

Universe Description:

Text: * THE VALUE ENTERED IS UNUSUALLY HIGH OR LOW

PLEASE VERIFY AND IF CORRECT, ENTER ITEM LEVEL NOTE

Check Instructions: IF suppressed then set WELF_REX = A1

Type: Soft

Skip Instructions: Suppress: Goto MEALSPAY

All others, go back to WELFAREX

WELFAREB

BLKPARTB.WELFAREB

Field

Description: Which range on this card best reflects the total amount of income from public assistance

Form Pane Label: Welfare Range

SAS Name: WELFAREB

Tag Name: WELFAREB

Inherited Universe:

Universe: WELFAREX = DK or RF

Universe Description:

Help Screen: H_WELFARE

Question Text:  50 ? [F1]

Could you tell me which range on CARD C best reflects the total amount of income from cash assistance from state or local government welfare programs during the PAST 12 MONTHS?

Type: Enumerated

Length: 2

Answer List: TDollarRange_1_50K

Value:	Mnemonic:	Description:
1	r_0001_0999	\$1-\$999
2	r_1000_1999	\$1,000-\$1,999
3	r_2000_2999	\$2,000-\$2,999
4	r_3000_3999	\$3,000-\$3,999
5	r_4000_4999	\$4,000-\$4,999
6	r_5000_9999	\$5,000-\$9,999
7	r_10k_15k	\$10,000-\$14,999
8	r_15k_20k	\$15,000-\$19,999
9	r_20k_30k	\$20,000-\$29,999
10	r_30k_40k	\$30,000-\$39,999
11	r_40k_50k	\$40,000-\$49,999
12	r_50k_plus	\$50,000 and over

Don't Know
 Refuse
 Empty

On Input
 On Output

Array:

Skip Instructions: Goto MEALSPAY

Instrument SAS Name: WELFAREB

Destination Data Set: FINC

MEALSPAY

BLKPARTB.MEALSPAY

Field

Description: Did you receive any free meals at work as part of your pay

Form Pane Label: Meal as Pay

SAS Name: MEALSPAY

Tag Name: MEALSPAY

Inherited Universe:

Universe:

Universe Description: All who get this block

Question Text: DURING THE PAST 12 MONTHS -

Have ^YOU_ANYMEM received any free meals at work as part of your pay?

Fills: YOU_ANYMEM

Instructions: IF NUMHOUSE = 1 then fill "you"

ELSE fill "you or any members of your household"

Type: Enumerated

Length: 1

Answer List: TYesNo

Value:	Mnemonic:	Description:
1	Yes	Yes
2	No	No

- Don't Know
- Refuse
- Empty

- On Input
- On Output

Array:

Special Instructions: IF WELFARE = 1 bold-black the first line ("DURING THE PAST 12 MONTHS -") else gray out the first line

Skip Instructions: 1: Goto MLPAYWKX

2,DK,RF: Goto S21B_END

Instrument SAS Name: MEALSPAY

Destination Data Set: FINC

MLPAYWKX
BLKPARTB.MLPAYWKX

Field

Description: What was the weekly dollar value of the meals

Form Pane Label: Amount

SAS Name: MLPAYWKX

Tag Name: MLPAYWKX

Inherited Universe:

Universe: MEALSPAY = 1

Universe Description:

Question Text: About what was the WEEKLY dollar value of these meals?

Type: Integer

Length: 5

Min: 1

Max: 9999

Don't Know

Refuse

Empty

On Input

On Output

Array:

Special Instructions: Display \$ and comma in the entry

Skip Instructions: IF MLPAYWKX lt 18 or gt 3213 and (ne DK or RF) then
goto ERR1_MLPAYWKX

ELSE goto MLPYQWKS

Instrument SAS Name: MLPAYWKX

Destination Data Set: FINC

Check

ERR1_MLPAYWKX
BLKPARTB.ERR1_MLPAYWKX

Description: Out of Range Check

Inherited Universe:

Universe: (MLPAYWKX lt 18 or gt 3213) AND MLPAYWKX <> DK AND
MLPAYWKX <> RF

Universe Description:

Text: * THE VALUE ENTERED IS UNUSUALLY HIGH OR LOW

PLEASE VERIFY AND IF CORRECT, ENTER ITEM LEVEL NOTE

Check Instructions: IF suppressed then set MLPA_WKX = A1

Type: Soft

Skip Instructions: Suppress: Goto MLPYQWKS

All others, go back to MLPAYWKX

MLPYQWKS
BLKPARTB.MLPYQWKS

Field

Description: How many weeks did members of your household receive these meals

Form Pane Label: Specify

SAS Name: MLPYQWKS

Tag Name: MLPYQWKS

Inherited Universe:

Universe: MLPAYWKX = ENTRY, DK, or RF

Universe Description:

Question Text: How many weeks did ^YOU_ANYMEM receive such meals during the past 12 months?

Fills: YOU_ANYMEM

Instructions: IF NUMHOUSE = 1 then fill "you"
ELSE fill "you or any members of your household"

Type: Integer

Length: 2

Min: 1

Max: 52

Don't Know

Refuse

Empty

On Input

On Output

Array:

Skip Instructions: Goto S21B_END

Instrument SAS Name: MLPYQWKS

Destination Data Set: FINC

Field

S21B_END
BLKPARTB.S21B_END

Description: End of section 21B

Form Pane Label:

SAS Name:

Tag Name:

Inherited Universe:

Universe: (MEALSPAY = 2, DK or RF) OR
(MLPYQWKS = 1-13, DK or RF)

Universe Description:

Question Text:

Type: Classification

Length: 0

- Don't Know
- Refuse
- Empty

- On Input
- On Output

Store Instructions: 1. IF (MEALSPAY = 2, DK or RF) OR (MLPYQWKS = 1-13, DK or RF)
then store 1 in FIN_STAT and FIN_ORIG

2. IF (MEALSPAY = 2, DK or RF) OR
(MLPYQWKS = 1-13, DK or RF) then set S21b_end = 1

Array:

Skip Instructions: Exit block and goto Set21CompleteFlag

INTRDVX_
BLKPARTB.INTRDVX_

Field

Description: Range edit flag for INTRDVX

Form Pane Label:

SAS Name: INTRDVX_

Tag Name:

Inherited Universe:

Universe:

Universe Description:

Question Text:

Type: String

Length: 2

- Don't Know
- Refuse
- Empty

- On Input
- On Output

Array:

Special Instructions: NOTE: See INTRDVX for how to set this field

Valid Values: A1 = Range edit failed
(ERR1 check was suppressed)

Blank = Range edit passed

Instrument SAS Name: INTRDVX_

Destination Data Set: FINC

Field

NETR_NTX
BLKPARTB.NETR_NTX

Description: Range edit flag for NETRENTX

Form Pane Label:

SAS Name: NETR_NTX

Tag Name:

Inherited Universe:

Universe:

Universe Description:

Question Text:

Type: String

Length: 2

- Don't Know
- Refuse
- Empty

- On Input
- On Output

Array:

Special Instructions: NOTE: See NETRENTX for how to set this field

Valid Values: A1 = Range edit failed
(ERR1 check was suppressed)

Blank = Range edit passed

Instrument SAS Name: NETR_NTX

Destination Data Set: FINC

ROYESTX_
BLKPARTB.ROYESTX_

Field

Description: Range edit flag for ROYESTX

Form Pane Label:

SAS Name: ROYESTX_

Tag Name:

Inherited Universe:

Universe:

Universe Description:

Question Text:

Type: String

Length: 2

- Don't Know
- Refuse
- Empty

- On Input
- On Output

Array:

Special Instructions: NOTE: See ROYESTX for how to set this field

Valid Values: A1 = Range edit failed
(ERR1 check was suppressed)

Blank = Range edit passed

Instrument SAS Name: ROYESTX_

Destination Data Set: FINC

Field

RETS_RVX
BLKPARTB.RETS_RVX

Description: Range edit flag for RETSURVX

Form Pane Label:

SAS Name: RETS_RVX

Tag Name:

Inherited Universe:

Universe:

Universe Description:

Question Text:

Type: String

Length: 2

- Don't Know
- Refuse
- Empty

- On Input
- On Output

Array:

Special Instructions: NOTE: See RETSURVX for how to set this field

Valid Values: A1 = Range edit failed
(ERR1 check was suppressed)

Blank = Range edit passed

Instrument SAS Name: RETS_RVX

Destination Data Set: FINC

OTHREGX_
BLKPARTB.OTHREGX_

Field

Description: Range edit flag for OTHREGX

Form Pane Label:

SAS Name: OTHREGX_

Tag Name:

Inherited Universe:

Universe:

Universe Description:

Question Text:

Type: String

Length: 2

- Don't Know
- Refuse
- Empty

- On Input
- On Output

Array:

Special Instructions: NOTE: See OTHREGX for how to set this field

Valid Values: A1 = Range edit failed
(ERR1 check was suppressed)

Blank = Range edit passed

Instrument SAS Name: OTHREGX_

Destination Data Set: FINC

Field

LUMP_UMX
BLKPARTB.LUMP_UMX

Description: Range edit flag for LUMPSUMX

Form Pane Label:

SAS Name: LUMP_UMX

Tag Name:

Inherited Universe:

Universe:

Universe Description:

Question Text:

Type: String

Length: 2

- Don't Know
- Refuse
- Empty

- On Input
- On Output

Array:

Special Instructions: NOTE: See LUMPSUMX for how to set this field

Valid Values: A1 = Range edit failed
(ERR1 check was suppressed)

Blank = Range edit passed

Instrument SAS Name: LUMP_UMX

Destination Data Set: FINC

OTHR_NCX
BLKPARTB.OTHR_NCX

Field

Description: Range edit flag for OTHRINCX

Form Pane Label:

SAS Name: OTHR_NCX

Tag Name:

Inherited Universe:

Universe:

Universe Description:

Question Text:

Type: String

Length: 2

- Don't Know
- Refuse
- Empty

- On Input
- On Output

Array:

Special Instructions: NOTE: See OTHRINCX for how to set this field

Valid Values: A1 = Range edit failed
(ERR1 check was suppressed)

Blank = Range edit passed

Instrument SAS Name: OTHR_NCX

Destination Data Set: FINC

Field

MISC_AXX
BLKPARTB.MISC_AXX

Description: Range edit flag for MISCTAXX

Form Pane Label:

SAS Name: MISC_AXX

Tag Name:

Inherited Universe:

Universe:

Universe Description:

Question Text:

Type: String

Length: 2

- Don't Know
- Refuse
- Empty

- On Input
- On Output

Array:

Special Instructions: NOTE: See MISCTAXX for how to set this field

Valid Values: A1 = Range edit failed
(ERR1 check was suppressed)

Blank = Range edit passed

Instrument SAS Name: MISC_AXX

Destination Data Set: FINC

FS_AMT_
BLKPARTB.FS_AMT_

Field

Description: Range edit flag for FS_AMT

Form Pane Label:

SAS Name: FS_AMT_

Tag Name:

Inherited Universe:

Universe:

Universe Description:

Question Text:

Type: String

Length: 2

- Don't Know
- Refuse
- Empty

- On Input
- On Output

Array:

Special Instructions: NOTE: See FS_AMT for how to set this field

Valid Values: A1 = Range edit failed
(ERR1 check was suppressed)

Blank = Range edit passed

Instrument SAS Name: FS_AMT_

Destination Data Set: FINC

Field

WELF_REX
BLKPARTB.WELF_REX

Description: Range edit flag for WELFAREX

Form Pane Label:

SAS Name: WELF_REX

Tag Name:

Inherited Universe:

Universe:

Universe Description:

Question Text:

Type: String

Length: 2

- Don't Know
- Refuse
- Empty

- On Input
- On Output

Array:

Special Instructions: NOTE: See WELFAREX for how to set this field

Valid Values: A1 = Range edit failed
(ERR1 check was suppressed)

Blank = Range edit passed

Instrument SAS Name: WELF_REX

Destination Data Set: FINC

MLPA_WKX
BLKPARTB.MLPA_WKX

Field

Description: Range edit flag for MPLAYWKX

Form Pane Label:

SAS Name: MLPA_WKX

Tag Name:

Inherited Universe:

Universe:

Universe Description:

Question Text:

Type: String

Length: 2

- Don't Know
- Refuse
- Empty

- On Input
- On Output

Array:

Special Instructions: NOTE: See MPLAYWKX for how to set this field

Valid Values: A1 = Range edit failed
(ERR1 check was suppressed)

Blank = Range edit passed

Instrument SAS Name: MLPA_WKX

Destination Data Set: FINC

Field

FIN_STAT
BLKPARTB.FIN_STAT

Description: Record status

Form Pane Label:

SAS Name: FIN_STAT

Tag Name:

Inherited Universe:

Universe:

Universe Description:

Question Text:

Type: String

Length: 1

- Don't Know
- Refuse
- Empty

- On Input
- On Output

Array:

Special Instructions: NOTE: See S21B_END for how to set this field

Valid Values: 1 = Active Record

Instrument SAS Name: FIN_STAT

Destination Data Set: FINC

FIN_ORIG
BLKPARTB.FIN_ORIG

Field

Description: Record origin

Form Pane Label:

SAS Name: RECORIGB

Tag Name:

Inherited Universe:

Universe:

Universe Description:

Question Text:

Type: String

Length: 1

- Don't Know
- Refuse
- Empty

- On Input
- On Output

Array:

Special Instructions: NOTE: See S21B_END for how to set this field

Valid Values: 1 = Data from current month interview.
4 = Inventory Data- no updates

Instrument SAS Name: FIN_ORIG

Destination Data Set: FINC

Field

Set21CompleteFlag

Set21CompleteFlag

Description: Setting the Section 21 Complete Flag

Form Pane Label:

SAS Name:

Tag Name:

Inherited Universe:

Universe:

Universe Description:

Question Text:

Type: Classification

Length: 0

- Don't Know
- Refuse
- Empty

- On Input
- On Output

Store Instructions: If section 21A needs to be asked AND section 21B needs to be asked then
Set sectcomp[21] = 1 if S21a_end = 1 and S21b_end = 1.

Elseif section 21A needs to be asked AND section 21B does not need to be asked
then

Set sectcomp[21] = 1 if S21a_end = 1

Elseif section 21A does not need to be asked AND section 21B does need to be
asked then {Not sure this can actually happen}

Set sectcomp[21] = 1 if S21b_end = 1

Elseif section 21A does not need to be asked AND section 21B does not need to be
asked then Set sectcomp[21] = 1

Array:

Skip Instructions: IF INTNMBR = 4 then goto Section 22

ELSE goto the BBACK block

BSECT22

BSECT22

Block

Description: Assets and Liabilities

Tab Name: 22

Fly Over Name: S22 - Assets and Liabilities

Universe Type: If

Inherited Universe:

Universe: BCeintro.CE_INTRO = 1 AND INTNMBR = 4

Universe Description:

Array:

Block Instructions: Section label: Section 22 - Assets and Liabilities

Block

BlkIncludes
BlkIncludes

Description:

Tab Name:

Fly Over Name:

Universe Type: lf

Inherited Universe:

Universe:

Universe Description:

Array:

Block Instructions:

LIAINTRO

Field

BIKIncludes.LIAINTRO

Description:

Form Pane Label: Section 22 Intro

SAS Name:

Tag Name: LIAINTRO

Inherited Universe:

Universe:

Universe Description: 4th interviews

Question Text: The next few questions are about financial assets, credit, and loans. We know people aren't used to discussing their debt and financial assets, but we use this information to get a picture of how spending relates to changes in debt and savings. Be assured that, like all other information you have provided, these answers will be kept strictly confidential.

Type: Enumerated

Length: 1

Answer List: TContinue

Value:	Mnemonic:	Description:
1	Continue	Enter 1 to Continue

- Don't Know
- Refuse
- Empty

- On Input
- On Output

Array:

Skip Instructions: Goto IRA

Instrument SAS Name: LIAINTRO

Destination Data Set: FASO

Field

IRA
BlkIncludes.IRA

Description:

Form Pane Label: Any Retirement Acct

SAS Name: IRA

Tag Name: IRA

Inherited Universe:

Universe:

Universe Description:

Question Text: Do ^YOU_ANYMEM have any retirement accounts such as 401(k)s, IRAs, or Thrift Savings Plans?

Fills: YOU_ANYMEM

Instructions: IF NUMHOUSE = 1 then fill "you"

ELSE fill "you or any members of your household"

Type: Enumerated

Length: 1

Answer List: TYesNo

Value:	Mnemonic:	Description:
1	Yes	Yes
2	No	No

Don't Know

Refuse

Empty

On Input

On Output

Array:

Skip Instructions: 1: Goto IRAX

2,DK,RF: Goto DEFBENRP

Instrument SAS Name: IRA

Destination Data Set: FASO

Field

IRAX
BkIncludes.IRAX

Description:

Form Pane Label: Total Retirement

SAS Name: IRAX

Tag Name: IRAX

Inherited Universe:

Universe: IRA = 1

Universe Description:

Help Screen: H_IRAX

Question Text: ? [F1]

As of TODAY --

What is the total value of all retirement accounts such as 401(k)s, IRAs, or Thrift Savings Plans that ^YOU_YRCU ^own_owns?

Fills: YOU_YRCU

Instructions: IF NUMHOUSE = 1 then fill "you"
ELSE fill "your household"

Fills: own_owns

Instructions: IF single person CU, fill "own"
ELSE fill "owns"

Type: Integer

Length: 13

Min: 1

Max: 999999999999

Don't Know

Refuse

Empty

On Input

On Output

Array:

Skip Instructions: 1-999999999999: IF IRAX gt 600000 then goto ERR1_IRAX
ELSE Goto IRAYRX

DK,RF: Goto IRAB

Instrument SAS Name: IRAX

Destination Data Set: FASO

Check

ERR1_IRAX
BlkIncludes.ERR1_IRAX

Description: Out of range check

Inherited Universe:

Universe: (IRAX gt 600000) AND IRAX <> DK AND IRAX <> RF

Universe Description:

Text: * THE VALUE ENTERED IS UNUSUALLY HIGH OR LOW

PLEASE VERIFY AND IF CORRECT, ENTER ITEM LEVEL NOTE

Check Instructions: IF suppressed then set IRAX_ = A1

Type: Soft

Skip Instructions: Suppress: Goto IRAYRX

All others, go back to IRAX

IRAB

Field

BIKIncludes.IRAB

Description:

Form Pane Label: Retirement Range

SAS Name: IRAB

Tag Name: IRAB

Inherited Universe:

Universe: IRAX = DK or RF

Universe Description:

Help Screen: H_IRAX

Question Text: 51 ? [F1]

Could you tell me which range on CARD D best reflects the total value of all retirement accounts such as 401(k)s, IRAs, and Thrift Savings Plans?

Type: Enumerated

Length: 1

Answer List: TDollarRange_1_450K

Value:	Mnemonic:	Description:
1	r_0k_1k	\$1-\$1,999
2	r_2k_9k	\$2,000-\$9,999
3	r_10k_40k	\$10,000-\$49,999
4	r_50k_100k	\$50,000-\$199,999
5	r_200k_440k	\$200,000-\$449,999
6	r_450k	\$450,000 and over

- Don't Know
- Refuse
- Empty

- On Input
- On Output

Array:

Skip Instructions: 1-6: Goto IRAYRX

DK,RF: Goto DEFBENRP

Instrument SAS Name: IRAB

Destination Data Set: FASO

IRAYRX

Field

BlkIncludes.IRAYRX

Description:

Form Pane Label: Rtrmt Amt 1 Yr Ago

SAS Name: IRAYRX

Tag Name: IRAYRX

Inherited Universe:

Universe: (IRAX = 1-99999999999) OR (IRAB = 1-6)

Universe Description:

Help Screen: H_IRAX

Question Text: ? [F1]

What was the total value of all retirement accounts ONE YEAR AGO TODAY?

Type: Integer

Length: 13

Min: 0

Max: 99999999999

Don't Know

Refuse

Empty

On Input

On Output

Array:

Skip Instructions: 0: Goto IRAYR

1-9999999999999: IF IRAYRX gt 60000 then goto ERR1_IRAYRX
ELSE Goto DEFBENRP

DK,RF: Goto IRAYRB

Instrument SAS Name: IRAYRX

Destination Data Set: FASO

Check

ERR1_IRAYRX
BlkIncludes.ERR1_IRAYRX

Description: Out of range check

Inherited Universe:

Universe: IRAYRX gt 600000 AND IRAYRX <> DK AND IRAYRX <> RF

Universe Description:

Text: * THE VALUE ENTERED IS UNUSUALLY HIGH OR LOW

PLEASE VERIFY AND IF CORRECT, ENTER ITEM LEVEL NOTE

Check Instructions: If suppressed then set IRAYRX_

Type: Soft

Skip Instructions: Suppress: goto DEFBENRP

All others, go back to IRAYRX

IRAYRB

Field

BlkIncludes.IRAYRB

Description:

Form Pane Label: Rtrmt Rng 1 Yr Ago

SAS Name: IRAYRB

Tag Name: IRAYRB

Inherited Universe:

Universe: IRAYRX = DK or RF

Universe Description:

Help Screen: H_IRAX

Question Text:  51 ? [F1]

Could you tell me which range on CARD D best reflects the total value of all retirement accounts ONE YEAR AGO TODAY?

Type: Enumerated

Length: 1

Answer List: TDollarRange_1_450K

Value:	Mnemonic:	Description:
1	r_0k_1k	\$1-\$1,999
2	r_2k_9k	\$2,000-\$9,999
3	r_10k_40k	\$10,000-\$49,999
4	r_50k_100k	\$50,000-\$199,999
5	r_200k_440k	\$200,000-\$449,999
6	r_450k	\$450,000 and over

- Don't Know
- Refuse
- Empty

- On Input
- On Output

Array:

Skip Instructions: Goto DEFBENRP

Instrument SAS Name: IRAYRB

Destination Data Set: FASO

IRAYR

Field

BlkIncludes.IRAYR

Description:

Form Pane Label: Any Ret 1 Yr Ago

SAS Name: IRAYR

Tag Name: IRAYR

Inherited Universe:

Universe: IRAYRX = 0

Universe Description:

Question Text: Did ^YOU_ANYMEM have any retirement accounts such as 401(k)s, IRAs, or Thrift Savings Plans ONE YEAR AGO TODAY?

Fills: YOU_ANYMEM

Instructions: IF NUMHOUSE = 1 then fill "you"

ELSE fill "you or any members of your household"

Type: Enumerated

Length: 1

Answer List: TYesNo

Value:	Mnemonic:	Description:
1	Yes	Yes
2	No	No

Don't Know

Refuse

Empty

On Input

On Output

Array:

Skip Instructions: Goto DEFBENRP

Instrument SAS Name: IRAYR

Destination Data Set: FASO

Field

DEFBENRP
BkIncludes.DEFBENRP

Description:

Form Pane Label: Defined Retirement Plan

SAS Name: DEFBENRP

Tag Name: DEFBENRP

Inherited Universe:

Universe:

Universe Description: All 4th interviews

Help Screen: H_DEFBENRP

Question Text: ? [F1]

Do ^YOU_ANYMEM have a defined benefit retirement plan, such as a pension from an employer?

Fills: YOU_ANYMEM

Instructions: IF NUMHOUSE = 1 then fill "you"

ELSE fill "you or any members of your household"

Type: Enumerated

Length: 1

Answer List: TYesNo

Value:	Mnemonic:	Description:
1	Yes	Yes
2	No	No

- Don't Know
- Refuse
- Empty

- On Input
- On Output

Array:

Skip Instructions: Goto STOCK

Instrument SAS Name: DEFBENRP

Destination Data Set: FASO

Field

STOCK
BlkIncludes.STOCK

Description:

Form Pane Label: Any Stock?

SAS Name: STOCK

Tag Name: STOCK

Inherited Universe:

Universe:

Universe Description: All 4th interviews

Help Screen: H_STOCK

Question Text: ? [F1]

**Do ^YOU_ANYMEM have any directly-held stocks, bonds, or mutual funds
^Retirement?**

◆ [Include U.S. savings bonds](#)

Fills: YOU_ANYMEM

Instructions: IF NUMHOUSE = 1 then fill "you"
ELSE fill "you or any members of your household"

Fills: Retirement

Instructions: IF IRAX greater than 0, DK or RF fill "not in retirement accounts"
ELSE leave blank

Type: Enumerated

Length: 1

Answer List: TYesNo

Value:	Mnemonic:	Description:
1	Yes	Yes
2	No	No

- Don't Know
- Refuse
- Empty

- On Input
- On Output

Array:

Skip Instructions: 1: Goto STOCKX

2,DK,RF: Goto LIQUID

Instrument SAS Name: STOCK

Destination Data Set: FASO

Field

STOCKX
BklIncludes.STOCKX

Description:

Form Pane Label: Total \$ Stocks

SAS Name: STOCKX

Tag Name: STOCKX

Inherited Universe:

Universe: STOCK = 1

Universe Description:

Help Screen: H_STOCK

Question Text: ? [F1]

As of TODAY --

**What is the total value of all directly-held stocks, bonds, and mutual funds
^Retirement that ^YOU_YRCU ^own_owns?**

[* Include US savings bonds](#)

Fills: Retirement

Instructions: IF IRAX greater than 0, DK or RF fill "not in retirement accounts"
ELSE leave blank

Fills: YOU_YRCU

Instructions: IF NUMHOUSE = 1 then fill "you"
ELSE fill "your household"

Fills: own_owns

Instructions: IF single person CU, fill "own"
ELSE fill "owns"

Type: Integer

Length: 13

Min: 1

Max: 999999999999

Don't Know

Refuse
 Empty

On Input
 On Output

Array:

Skip Instructions: 1-999999999999: IF STOCKX lt 5 or gt 600000 then
goto ERR1_STOCKX
ELSE goto STOCKYRX

DK,RF: Goto STOCKB

Instrument SAS Name: STOCKX

Destination Data Set: FASO

Check

ERR1_STOCKX
BlkIncludes.ERR1_STOCKX

Description: Out of Range Check

Inherited Universe:

Universe: (STOCKX lt 5 or gt 600000) AND STOCKX <> DK AND STOCKX <> RF

Universe Description:

Text: * THE VALUE ENTERED IS UNUSUALLY HIGH OR LOW

PLEASE VERIFY AND IF CORRECT, ENTER ITEM LEVEL NOTE

Check Instructions: IF suppressed then set STOCKX_ = A1

Type: Soft

Skip Instructions: Suppress: Goto STOCKYRX

All others, go back to STOCKX

STOCKB

Field

BlkIncludes.STOCKB

Description:

Form Pane Label: Stock \$ Range

SAS Name: STOCKB

Tag Name: STOCKB

Inherited Universe:

Universe: STOCKX = DK or RF

Universe Description:

Help Screen: H_STOCK

Question Text:  51 ? [F1]

Could you tell me which range on CARD D best reflects the total value of all directly-held stocks, bonds, and mutual funds ^Retirement?

[* Include US savings bonds](#)

Fills: Retirement

Instructions: IF IRAX greater than 0, DK or RF fill "not in retirement accounts"
ELSE leave blank

Type: Enumerated

Length: 1

Answer List: TDollarRange_1_450K

Value:	Mnemonic:	Description:
1	r_0k_1k	\$1-\$1,999
2	r_2k_9k	\$2,000-\$9,999
3	r_10k_40k	\$10,000-\$49,999
4	r_50k_100k	\$50,000-\$199,999
5	r_200k_440k	\$200,000-\$449,999
6	r_450k	\$450,000 and over

Don't Know

Refuse

Empty

- On Input
- On Output

Array:

Skip Instructions: 1-6: Goto STOCKYRX

DK,RF: Goto LIQUID

Instrument SAS Name: STOCKB

Destination Data Set: FASO

STOCKYRX

Field

BlkIncludes.STOCKYRX

Description:

Form Pane Label: Stock 1 Yr Ago

SAS Name: STOCKYRX

Tag Name: STOCKYRX

Inherited Universe:

Universe: (STOCKB = 1-6) OR (STOCKX = 1-999999999999)

Universe Description:

Help Screen: H_STOCK

Question Text: ? [F1]

**What was the total value of all directly-held stocks, bonds, and mutual funds
^Retirement ONE YEAR AGO TODAY?**

◆ [Include US savings bonds](#)

Fills: Retirement

Instructions: IF IRAX greater than 0, DK or RF fill "not in retirement accounts"
ELSE leave blank

Type: Integer

Length: 13

Min: 0

Max: 999999999999

Don't Know

Refuse

Empty

On Input

On Output

Array:

Skip Instructions: 0: Goto STOCKYR

1-999999999999: IF STOCKYRX = 1-5 or gt 600000 then
goto ERR1_STOCKYRX

ELSE goto LIQUID

DK,RF: Goto STOCKYRB

Instrument SAS Name: STOCKYRX

Destination Data Set: FASO

ERR1_STOCKYRX

BkIncludes.ERR1_STOCKYRX

Check

Description: Out of Range Check

Inherited Universe:

Universe: (STOCKYRX = 1-4 or gt 600000) AND STOCKYRX <> DK AND
STOCKYRX <> RF

Universe Description:

Text: * THE VALUE ENTERED IS UNUSUALLY HIGH OR LOW

PLEASE VERIFY AND IF CORRECT, ENTER ITEM LEVEL NOTE

Check Instructions: IF suppressed then set STOC_YRX = A1

Type: Soft

Skip Instructions: Suppress: Goto LIQUID

All others, go back to STOCKYRX

Field

STOCKYRB
BlkIncludes.STOCKYRB

Description:

Form Pane Label: Stk 1 Yr Ago Rng

SAS Name: STOCKYRB

Tag Name: STOCKYRB

Inherited Universe:

Universe: STOCKYRX = DK or RF

Universe Description:

Help Screen: H_STOCK

Question Text:  51 ? [F1]

Could you tell me which range on CARD D best reflects the total value of all directly-held stocks, bonds, and mutual funds ^Retirement ONE YEAR AGO TODAY?

[♦ Include US savings bonds](#)

Fills: Retirement

Instructions: IF IRAX greater than 0, DK or RF fill "not in retirement accounts"
ELSE leave blank

Type: Enumerated

Length: 1

Answer List: TDollarRange_1_450K

Value:	Mnemonic:	Description:
1	r_0k_1k	\$1-\$1,999
2	r_2k_9k	\$2,000-\$9,999
3	r_10k_40k	\$10,000-\$49,999
4	r_50k_100k	\$50,000-\$199,999
5	r_200k_440k	\$200,000-\$449,999
6	r_450k	\$450,000 and over

Don't Know

Refuse

Empty

On Input

On Output

Array:

Skip Instructions: Goto LIQUID

Instrument SAS Name: STOCKYRB

Destination Data Set: FASO

Field

STOCKYR
BkIncludes.STOCKYR

Description:

Form Pane Label: Stock 1 Yr Ago

SAS Name: STOCKYR

Tag Name: STOCKYR

Inherited Universe:

Universe: STOCKYRX = 0

Universe Description:

Question Text: Did ^YOU_ANYMEM have any directly-held stocks, bonds, or mutual funds
^Retirement ONE YEAR AGO TODAY?

✦ [Include U.S. savings bonds](#)

Fills: YOU_ANYMEM

Instructions: IF NUMHOUSE = 1 then fill "you"
ELSE fill "you or any members of your household"

Fills: Retirement

Instructions: IF IRAX greater than 0, DK or RF fill "not in retirement accounts"
ELSE leave blank

Type: Enumerated

Length: 1

Answer List: TYesNo

Value:	Mnemonic:	Description:
1	Yes	Yes
2	No	No

- Don't Know
- Refuse
- Empty

- On Input
- On Output

Array:

Skip Instructions: Goto LIQUID

Instrument SAS Name: STOCKYR

Destination Data Set: FASO

Field

LIQUID
BlkIncludes.LIQUID

Description:

Form Pane Label: Checking or Savings

SAS Name: LIQUID

Tag Name: LIQUID

Inherited Universe:

Universe:

Universe Description: All 4th interviews

Question Text: Do ^YOU_ANYMEM have any checking, savings, money market accounts, or certificates of deposit or CDs?

Fills: YOU_ANYMEM

Instructions: IF NUMHOUSE = 1 then fill "you"

ELSE fill "you or any members of your household"

Type: Enumerated

Length: 1

Answer List: TYesNo

Value:	Mnemonic:	Description:
1	Yes	Yes
2	No	No

Don't Know

Refuse

Empty

On Input

On Output

Array:

Skip Instructions: 1: Goto LIQUIDX

2,DK,RF: Goto WHOLIF

Instrument SAS Name: LIQUID

Destination Data Set: FASO

Field

LIQUIDX
BlkIncludes.LIQUIDX

Description:

Form Pane Label: Chking or Savings Amt

SAS Name: LIQUIDX

Tag Name: LIQUIDX

Inherited Universe:

Universe: LIQUID = 1

Universe Description:

Help Screen: H_LIQUIDX

Question Text: ? [F1]

As of TODAY --

What is the total value of all checking, savings, money market accounts, and certificates of deposit or CDs ^YOU_YRCU ^have_has2?

Fills: YOU_YRCU

Instructions: IF NUMHOUSE = 1 then fill "you"
ELSE fill "your household"

Fills: have_has2

Instructions: IF NUMHOUSE = 1 then fill "have"
ELSE fill "has"

Type: Integer

Length: 13

Min: 1

Max: 999999999999

Don't Know

Refuse

Empty

On Input

On Output

Array:

Skip Instructions: 1-999999999999: IF LIQUIDX gt 200000 then goto ERR1_LIQUIDX
ELSE goto LIQUIDYRX

DK, RF: Goto LIQUIDB

Instrument SAS Name: LIQUIDX

Destination Data Set: FASO

Check

ERR1_LIQUIDX
BIKIncludes.ERR1_LIQUIDX

Description: Out of Range Check

Inherited Universe:

Universe: LIQUIDX gt 200000 AND LIQUIDX <> DK AND LIQUIDX <> RF

Universe Description:

Text: * THE VALUE ENTERED IS UNUSUALLY HIGH OR LOW

PLEASE VERIFY AND IF CORRECT, ENTER ITEM LEVEL NOTE

Check Instructions: IF suppressed then set LIQUIDX_ = A1

Type: Soft

Skip Instructions: Suppress: Goto LIQUIDYRX

All others, go back to LIQUIDX

LIQUIDB

Field

BIKIncludes.LIQUIDB

Description:

Form Pane Label: Chking/Savings Range

SAS Name: LIQUIDB

Tag Name: LIQUIDB

Inherited Universe:

Universe: LIQUIDX = DK or RF

Universe Description:

Help Screen: H_LIQUIDX

Question Text:  52 ? [F1]

Could you tell me which range on CARD E best reflects the total value of checking, savings, money market accounts, and certificates of deposit or CDs?

Type: Enumerated

Length: 1

Answer List: TDollarRange_1_35K

Value:	Mnemonic:	Description:
1	r_0k	\$1-\$499
2	r_1k	\$500-\$999
3	r_1k_2k	\$1,000-\$2,499
4	r_2k_9k	\$2,500-\$9,999
5	r_10k-34k	\$10,000-\$34,999
6	r_35k	\$35,000 and over

- Don't Know
- Refuse
- Empty

- On Input
- On Output

Array:

Skip Instructions: 1-6: Goto LIQUIDYRX

DK, RF: Goto WHOLIF

Instrument SAS Name: LIQUIDB

Destination Data Set: FASO

LIQUDYRX

Field

BlkIncludes.LIQUDYRX

Description:

Form Pane Label: Chking/Svngs 1 Yr Ago

SAS Name: LIQUDYRX

Tag Name: LIQUDYRX

Inherited Universe:

Universe: (LIQUIDB = 1-6) OR (LIQUIDX = 1-999999999999)

Universe Description:

Help Screen: H_LIQUIDX

Question Text: ? [F1]

What was the total value of all checking, savings, money market accounts, and certificates of deposit or CDs ONE YEAR AGO TODAY?

Type: Integer

Length: 13

Min: 0

Max: 999999999999

Don't Know

Refuse

Empty

On Input

On Output

Array:

Skip Instructions: 0: Goto LIQUDYR

1-999999999999: IF LIQUDYRX gt 200000 then goto ERR1_LIQUDYRX
ELSE goto WHOLIF

DK,RF: Goto LIQUDYRB

Instrument SAS Name: LIQUDYRX

Destination Data Set: FASO

Check

ERR1_LIQUDYRX
BklIncludes.ERR1_LIQUDYRX

Description: Out of Range Check

Inherited Universe:

Universe: LIQUDYRX gt 200000 AND LIQUDYRX <> DK AND LIQUDYRX <> RF

Universe Description:

Text: ♦ THE VALUE ENTERED IS UNUSUALLY HIGH OR LOW

PLEASE VERIFY AND IF CORRECT, ENTER ITEM LEVEL NOTE

Check Instructions: IF suppressed then set LIQU_YRX = A1

Type: Soft

Skip Instructions: Suppress: Goto WHOLIF

All others, go back to LIQUDYRX

LIQUDYRB

Field

BkIncludes.LIQUDYRB

Description:

Form Pane Label: Chking/Svngs 1 Yr Ago Rng

SAS Name: LIQUDYRB

Tag Name: LIQUDYRB

Inherited Universe:

Universe: LIQUDYRX = DK or RF

Universe Description:

Help Screen: H_LIQUIDX

Question Text:  52 ? [F1]

Could you tell me which range on CARD E best reflects the total value of all checking, savings, money market accounts, and certificates of deposit or CDs ONE YEAR AGO TODAY?

Type: Enumerated

Length: 1

Answer List: TDollarRange_1_35K

Value:	Mnemonic:	Description:
1	r_0k	\$1-\$499
2	r_1k	\$500-\$999
3	r_1k_2k	\$1,000-\$2,499
4	r_2k_9k	\$2,500-\$9,999
5	r_10k-34k	\$10,000-\$34,999
6	r_35k	\$35,000 and over

- Don't Know
- Refuse
- Empty

- On Input
- On Output

Array:

Skip Instructions: Goto WHOLIF

Instrument SAS Name: LIQUDYRB

Destination Data Set: FASO

LIQUDYR

Field

BIKIncludes.LIQUDYR

Description:

Form Pane Label: Any Chk/Svngs 1 Yr Ago

SAS Name: LIQUDYR

Tag Name: LIQUDYR

Inherited Universe:

Universe: LIQUDYRX = 0

Universe Description:

Question Text: Did ^YOU_ANYMEM have any checking, savings, money market accounts, or certificates of deposit or CDs ONE YEAR AGO TODAY?

Fills: YOU_ANYMEM

Instructions: IF NUMHOUSE = 1 then fill "you"

ELSE fill "you or any members of your household"

Type: Enumerated

Length: 1

Answer List: TYesNo

Value:	Mnemonic:	Description:
1	Yes	Yes
2	No	No

Don't Know

Refuse

Empty

On Input

On Output

Array:

Skip Instructions: Goto WHOLIF

Instrument SAS Name: LIQUDYR

Destination Data Set: FASO

Field

WHOLIF
BlkIncludes.WHOLIF

Description:

Form Pane Label: Whole Life Insurance

SAS Name: WHOLIF

Tag Name: WHOLIF

Inherited Universe:

Universe:

Universe Description: All 4th interviews

Help Screen: H_WHOLIF

Question Text: ? [F1]

^DoDoes_C ^YOU_YRCU own any whole life insurance or other life insurance policies that can be surrendered for cash or borrowed against prior to the death of the person insured?

- ◆ Also include universal life and variable life insurance
- ◆ Do NOT include term life insurance or other policies that only have a benefit upon death or disability

Fills: YOU_YRCU

Instructions: IF NUMHOUSE = 1 then fill "you"
ELSE fill "your household"

Fills: DoDoes_C

Instructions: IF NUMHOUSE = 1 then fill "Do"
ELSE fill "Does"

Type: Enumerated

Length: 1

Answer List: TYesNo

Value:	Mnemonic:	Description:
1	Yes	Yes
2	No	No

- Don't Know
- Refuse

Empty

On Input

On Output

Array:

Skip Instructions: 1: Goto WHOLIFX

2,DK,RF: Goto OTHAST

Instrument SAS Name: WHOLIF

Destination Data Set: FASO

Field

WHOLIFX
BlkIncludes.WHOLIFX

Description:

Form Pane Label: Whl Life Surrender Value

SAS Name: WHOLIFX

Tag Name: WHOLIFX

Inherited Universe:

Universe: WHOLIF = 1

Universe Description:

Help Screen: H_WHOLIFX

Question Text: ? [F1]

As of TODAY --

What is the total surrender value of these policies?

- * Surrender value is also known as the cash value
- * Enter the amount that can be borrowed or withdrawn prior to death, NOT the benefit upon death of the insured

Type: Integer

Length: 13

Min: 1

Max: 999999999999

Don't Know

Refuse

Empty

On Input

On Output

Array:

Skip Instructions: 1-999999999999: IF WHOLIFX gt 70000 then goto ERR1_WHOLIFX
ELSE goto WHLFYRX

DK,RF: Goto WHOLIFB

Instrument SAS Name: WHOLIFX

Destination Data Set: FASO

Check

ERR1_WHOLIFX
BkIncludes.ERR1_WHOLIFX

Description: Out of Range Check

Inherited Universe:

Universe: WHOLIFX gt 70000 AND WHOLIFX <> DK AND WHOLIFX <> RF

Universe Description:

Text: * THE VALUE ENTERED IS UNUSUALLY HIGH OR LOW

PLEASE VERIFY AND IF CORRECT, ENTER ITEM LEVEL NOTE

Check Instructions: IF suppressed then set WHOLIFX_ = A1

Type: Soft

Skip Instructions: Suppress: Goto WHLFYRX

All others, go back to WHOLIFX

WHOLIFB

Field

BkIncludes.WHOLIFB

Description:

Form Pane Label: Surrender Value Range

SAS Name: WHOLIFB

Tag Name: WHOLIFB

Inherited Universe:

Universe: WHOLIFX = DK or RF

Universe Description:

Help Screen: H_WHOLIFX

Question Text:  52 ? [F1]

Could you tell me which range on CARD E best reflects the total surrender value of these policies?

- Surrender value is also known as the cash value
- Enter the amount that can be borrowed or withdrawn prior to death, NOT the benefit upon death of the insured

Type: Enumerated

Length: 1

Answer List: TDollarRange_1_35K

Value:	Mnemonic:	Description:
1	r_0k	\$1-\$499
2	r_1k	\$500-\$999
3	r_1k_2k	\$1,000-\$2,499
4	r_2k_9k	\$2,500-\$9,999
5	r_10k-34k	\$10,000-\$34,999
6	r_35k	\$35,000 and over

- Don't Know
- Refuse
- Empty

- On Input
- On Output

Array:

Skip Instructions: 1-6: Goto WHLFYRX

DK,RF: Goto OTHAST

Instrument SAS Name: WHOLIFB

Destination Data Set: FASO

WHLFYRX

Field

BkIncludes.WHLFYRX

Description:

Form Pane Label: Srndr Value 1 Yr Ago

SAS Name: WHLFYRX

Tag Name: WHLFYRX

Inherited Universe:

Universe: (WHOLIFX = 1-999999999999) OR (WHOLIFB = 1-6)

Universe Description:

Help Screen: H_WHOLIFX

Question Text: ? [F1]

What was the total surrender value of these policies ONE YEAR AGO TODAY?

◆ Surrender value is also known as the cash value

◆ Enter the amount that can be borrowed or withdrawn prior to death, NOT the benefit upon death of the insured

Type: Integer

Length: 13

Min: 0

Max: 999999999999

Don't Know

Refuse

Empty

On Input

On Output

Array:

Skip Instructions: 0: Goto WHLFYR

1-999999999999: IF WHLFYRX gt 70000 then goto ERR1_WHLFYRX
ELSE goto OTHAST

DK,RF: Goto WHLFYRB

Instrument SAS Name: WHLFYRX

Destination Data Set: FASO

ERR1_WHLFYRX

Check

BIKIncludes.ERR1_WHLFYRX

Description: Out of Range Check

Inherited Universe:

Universe: WHLFYRX gt 70000 AND WHLFYRX <> DK AND WHLFYRX <> RF

Universe Description:

Text: * THE VALUE ENTERED IS UNUSUALLY HIGH OR LOW

PLEASE VERIFY AND IF CORRECT, ENTER ITEM LEVEL NOTE

Check Instructions: IF suppressed then set WHLFYRX_ = A1

Type: Soft

Skip Instructions: Suppress: Goto OTHAST

All others, go back to WHLFYRX

Field

WHLFYRB
BlkIncludes.WHLFYRB

Description:

Form Pane Label: Surrender Value Rng 1

SAS Name: WHLFYRB

Tag Name: WHLFYRB

Inherited Universe:

Universe: WHLFYRX = DK or RF

Universe Description:

Help Screen: H_WHOLIFX

Question Text:  52 ? [F1]

Could you tell me which range on CARD E best reflects the total surrender value of these policies ONE YEAR AGO TODAY?

- Surrender value is also known as the cash value
- Enter the amount that can be borrowed or withdrawn prior to death, NOT the benefit upon death of the insured

Type: Enumerated

Length: 1

Answer List: TDollarRange_1_35K

Value:	Mnemonic:	Description:
1	r_0k	\$1-\$499
2	r_1k	\$500-\$999
3	r_1k_2k	\$1,000-\$2,499
4	r_2k_9k	\$2,500-\$9,999
5	r_10k-34k	\$10,000-\$34,999
6	r_35k	\$35,000 and over

- Don't Know
- Refuse
- Empty

- On Input
- On Output

Array:

Skip Instructions: Goto OTHAST

Instrument SAS Name: WHLFYRB

Destination Data Set: FASO

Field

WHLFYR
BkIncludes.WHLFYR

Description:

Form Pane Label: Life Ins 1 Year Ago

SAS Name: WHLFYR

Tag Name: WHLFYR

Inherited Universe:

Universe: WHLRYRX = 0

Universe Description:

Question Text: Did ^YOU_YRCU own any whole life insurance or other life insurance policies that can be surrendered for cash or borrowed against prior to the death of the person insured ONE YEAR AGO TODAY?

◆ Also include universal life and variable life insurance

◆ Do NOT include term life insurance or other policies that only have a benefit upon death or disability

Fills: YOU_YRCU

Instructions: IF NUMHOUSE = 1 then fill "you"
ELSE fill "your household"

Type: Enumerated

Length: 1

Answer List: TYesNo

Value:	Mnemonic:	Description:
1	Yes	Yes
2	No	No

- Don't Know
- Refuse
- Empty

- On Input
- On Output

Array:

Skip Instructions: Goto OTHAST

Instrument SAS Name: WHLFYR

Destination Data Set: FASO

Field

OTHAST
BkIncludes.OTHAST

Description:

Form Pane Label: Other Financial Assets

SAS Name: OTHAST

Tag Name: OTHAST

Inherited Universe:

Universe:

Universe Description: All 4th interviews

Question Text: ^DoDoes_C ^YOU_YRCU have any other financial assets, such as annuities, trusts, and royalties?

Fills: YOU_YRCU

Instructions: IF NUMHOUSE = 1 then fill "you"
ELSE fill "your household"

Fills: DoDoes_C

Instructions: IF NUMHOUSE = 1 then fill "Do"
ELSE fill "Does"

Type: Enumerated

Length: 1

Answer List: TYesNo

Value:	Mnemonic:	Description:
1	Yes	Yes
2	No	No

- Don't Know
- Refuse
- Empty

- On Input
- On Output

Array:

Skip Instructions: 1: Goto OTHASTX

2,DK,RF: Goto CREDIT

Instrument SAS Name: OTHAST

Destination Data Set: FASO

Field

OTHASTX
BklIncludes.OTHASTX

Description:

Form Pane Label: Total \$ of Assets

SAS Name: OTHASTX

Tag Name: OTHASTX

Inherited Universe:

Universe: OTHAST = 1

Universe Description:

Question Text: As of TODAY --

What is the total value of these other financial assets?

Type: Integer

Length: 13

Min: 1

Max: 999999999999

Don't Know

Refuse

Empty

On Input

On Output

Array:

Skip Instructions: 1-999999999999: IF OTHASTX lt 5 or gt 600000 then
goto ERR1_OTHASTX
ELSE goto OTHSTYRX

DK, RF: Goto OTHASTB

Instrument SAS Name: OTHASTX

Destination Data Set: FASO

ERR1_OTHASTX

Check

BIKIncludes.ERR1_OTHASTX

Description: Out of Range Check

Inherited Universe:

Universe: (OTHASTX lt 5 or gt 600000) AND OTHASTXX <> DK AND
OTHASTX <> RF

Universe Description:

Text: * THE VALUE ENTERED IS UNUSUALLY HIGH OR LOW

PLEASE VERIFY AND IF CORRECT, ENTER ITEM LEVEL NOTE

Check Instructions: IF suppressed then set OTHASTX_ = A1

Type: Soft

Skip Instructions: Suppress: Goto OTHSTYRX

All others, go back to OTHASTX

Field

OTHASTB
BIKIncludes.OTHASTB

Description:

Form Pane Label: Ttl \$ Assets Range

SAS Name: OTHASTB

Tag Name: OTHASTB

Inherited Universe:

Universe: OTHASTX = DK or RF

Universe Description:

Question Text:  51

Could you tell me which range on CARD D best reflects the total value of these other financial assets?

Type: Enumerated

Length: 1

Answer List: TDollarRange_1_450K

Value:	Mnemonic:	Description:
1	r_0k_1k	\$1-\$1,999
2	r_2k_9k	\$2,000-\$9,999
3	r_10k_40k	\$10,000-\$49,999
4	r_50k_100k	\$50,000-\$199,999
5	r_200k_440k	\$200,000-\$449,999
6	r_450k	\$450,000 and over

- Don't Know
- Refuse
- Empty

- On Input
- On Output

Array:

Skip Instructions: 1-6: Goto OTHSTYRX

DK, RF: Goto CREDIT

Instrument SAS Name: OTHASTB

Destination Data Set: FASO

Field

OTHSTYRX
BlkIncludes.OTHSTYRX

Description:

Form Pane Label: Assets 1 Yr Ago

SAS Name: OTHSTYRX

Tag Name: OTHSTYRX

Inherited Universe:

Universe: (OTHASTX = 1-999999999999) OR (OTHASTB = 1-6)

Universe Description:

Question Text: What was the total value of these other financial assets ONE YEAR AGO
TODAY?

Type: Integer

Length: 13

Min: 0

Max: 999999999999

Don't Know

Refuse

Empty

On Input

On Output

Array:

Skip Instructions: 0: Goto OTHSTYR

1-999999999999: IF OTHSTYRX =1-5 or gt 600000 then
goto ERR1_OTHSTYRX
ELSE goto CREDIT

DK,RF: Goto OTHSTYRB

Instrument SAS Name: OTHSTYRX

Destination Data Set: FASO

ERR1_OTHSTYRX

Check

BIKIncludes.ERR1_OTHSTYRX

Description: Out of Range Check

Inherited Universe:

Universe: OTHSTYRX = 1-5 or gt 600000) AND OTHSTYRX <> DK AND
OTHSTYRX <> RF

Universe Description:

Text: * THE VALUE ENTERED IS UNUSUALLY HIGH OR LOW

PLEASE VERIFY AND IF CORRECT, ENTER ITEM LEVEL NOTE

Check Instructions: IF suppressed then set OTHS_YRX = A1

Type: Soft

Skip Instructions: Suppress: Goto CREDIT

All others, go back to OTHSTYRX

Field

OTHSTYRB
BkIncludes.OTHSTYRB

Description:

Form Pane Label: Assets 1 Yr Ago Range

SAS Name: OTHSTYRB

Tag Name: OTHSTYRB

Inherited Universe:

Universe: OTHSTYRX = DK or RF

Universe Description:

Question Text:  51

Could you tell me which range on CARD D best reflects the total value of these other financial assets ONE YEAR AGO TODAY?

Type: Enumerated

Length: 1

Answer List: TDollarRange_1_450K

Value:	Mnemonic:	Description:
1	r_0k_1k	\$1-\$1,999
2	r_2k_9k	\$2,000-\$9,999
3	r_10k_40k	\$10,000-\$49,999
4	r_50k_100k	\$50,000-\$199,999
5	r_200k_440k	\$200,000-\$449,999
6	r_450k	\$450,000 and over

- Don't Know
- Refuse
- Empty

- On Input
- On Output

Array:

Skip Instructions: Goto CREDIT

Instrument SAS Name: OTHSTYRB

Destination Data Set: FASO

Field

OTHSTYR
BlkIncludes.OTHSTYR

Description:

Form Pane Label: Assets 1 Year Ago

SAS Name: OTHSTYR

Tag Name: OTHSTYR

Inherited Universe:

Universe: OTHSTYRX = 0

Universe Description:

Question Text: Did ^YOU_YRCU have any other financial assets, such as annuities, trusts, and royalties ONE YEAR AGO TODAY?

Fills: YOU_YRCU

Instructions: IF NUMHOUSE = 1 then fill "you"
ELSE fill "your household"

Type: Enumerated

Length: 1

Answer List: TYesNo

Value:	Mnemonic:	Description:
1	Yes	Yes
2	No	No

Don't Know

Refuse

Empty

On Input

On Output

Array:

Skip Instructions: Goto CREDIT

Instrument SAS Name: OTHSTYR

Destination Data Set: FASO

CREDIT

Field

BIKIncludes.CREDIT

Description:

Form Pane Label: Balance on Credit

SAS Name: CREDIT

Tag Name: CREDIT

Inherited Universe:

Universe:

Universe Description: All 4th interviews

Help Screen: H_CREDIT

Question Text: ? [F1]

^DoDoes_C ^YOU_YRCU have any credit cards including store cards and gas cards?

Fills: YOU_YRCU

Instructions: IF NUMHOUSE = 1 then fill "you"
ELSE fill "your household"

Fills: DoDoes_C

Instructions: IF NUMHOUSE = 1 then fill "Do"
ELSE fill "Does"

Type: Enumerated

Length: 1

Answer List: TYesNo

Value:	Mnemonic:	Description:
1	Yes	Yes
2	No	No

- Don't Know
- Refuse
- Empty

- On Input
- On Output

Array:

Skip Instructions: 1: Goto CREDITX

2,DK,RF: Goto STUDNT

Instrument SAS Name: CREDIT

Destination Data Set: FASO

CREDITX

Field

BkIncludes.CREDITX

Description:

Form Pane Label: \$ Owed on Credit

SAS Name: CREDITX

Tag Name: CREDITX

Inherited Universe:

Universe: CREDIT = 1

Universe Description:

Help Screen: H_CREDIT

Question Text: ? [F1]

What is the total amount owed on all cards as of TODAY?

Type: Integer

Length: 13

Min: 0

Max: 999999999999

Don't Know

Refuse

Empty

On Input

On Output

Array:

Skip Instructions: 0-999999999999: IF CREDITX = 1-9 or gt 30000 then

goto ERR1_CREDITX

ELSE goto CREDTYRX

DK, RF: Goto CREDITB

Instrument SAS Name: CREDITX

Destination Data Set: FASO

Check

ERR1_CREDITX
BlkIncludes.ERR1_CREDITX

Description: Out of Range Check

Inherited Universe:

Universe: CREDITX = 1-9 or gt 30000) AND CREDITX <> DK AND
CREDITX <> RF

Universe Description:

Text: * THE VALUE ENTERED IS UNUSUALLY HIGH OR LOW

PLEASE VERIFY AND IF CORRECT, ENTER ITEM LEVEL NOTE

Check Instructions: IF suppressed then set CREDITX_ = A1

Type: Soft

Skip Instructions: Suppress: Goto CREDTYRX

All others, go back to CREDITX

CREDITB

Field

BlkIncludes.CREDITB

Description:

Form Pane Label: Range Owed on Credit

SAS Name: CREDITB

Tag Name: CREDITB

Inherited Universe:

Universe: CREDITX = DK or RF

Universe Description:

Help Screen: H_CREDIT

Question Text: 52 ? [F1]

Could you tell me which range on CARD E best reflects the total amount owed on all credit cards including store cards and gas cards?

Type: Enumerated

Length: 1

Answer List: TDollarRange_1_35K

Value:	Mnemonic:	Description:
1	r_0k	\$1-\$499
2	r_1k	\$500-\$999
3	r_1k_2k	\$1,000-\$2,499
4	r_2k_9k	\$2,500-\$9,999
5	r_10k-34k	\$10,000-\$34,999
6	r_35k	\$35,000 and over

- Don't Know
- Refuse
- Empty

- On Input
- On Output

Array:

Skip Instructions: 1-6: Goto CREDTYRX

DK,RF: Goto CREDFINX

Instrument SAS Name: CREDITB

Destination Data Set: FASO

CREDTYRX

Field

BlkIncludes.CREDTYRX

Description:

Form Pane Label: Cred Owed 1 Yr Ago

SAS Name: CREDTYRX

Tag Name: CREDTYRX

Inherited Universe:

Universe: (CREDITX = 0-999999999999) OR (CREDITB = 1-6)

Universe Description:

Help Screen: H_CREDIT

Question Text: ? [F1]

What was the total amount owed on all cards ONE YEAR AGO TODAY?

Type: Integer

Length: 13

Min: 0

Max: 999999999999

Don't Know

Refuse

Empty

On Input

On Output

Array:

Skip Instructions: 0: Goto CREDYR

1-999999999999: IF CREDTYRX = 1-9 or gt 30000 then
goto ERR1_CREDTYRX
ELSE goto CREDFINX

DK, RF: Goto CREDYRB

Instrument SAS Name: CREDTYRX

Destination Data Set: FASO

Check

ERR1_CREDTYRX
BlkIncludes.ERR1_CREDTYRX

Description: Out of Range Check

Inherited Universe:

Universe: (CREDTYRX = 1-9 or gt 30000) AND CREDTYRX <> DK AND
CREDTYRX <> RF

Universe Description:

Text: * THE VALUE ENTERED IS UNUSUALLY HIGH OR LOW

PLEASE VERIFY AND IF CORRECT, ENTER ITEM LEVEL NOTE

Check Instructions: IF suppressed then set CRED_YRX = A1

Type: Soft

Skip Instructions: Suppress: Goto CREDFINX

All others, go back to CREDTYRX

CREDYRB

Field

BkIncludes.CREDYRB

Description:

Form Pane Label: Cred 1 Yr Ago Rng

SAS Name: CREDYRB

Tag Name: CREDYRB

Inherited Universe:

Universe: CREDTYRX = DK or RF

Universe Description:

Help Screen: H_CREDIT

Question Text: [52](#) ? [F1]

Could you tell me which range on CARD E best reflects the total amount owed on all credit cards including store cards and gas cards ONE YEAR AGO TODAY?

Type: Enumerated

Length: 1

Answer List: TDollarRange_1_35K

Value:	Mnemonic:	Description:
1	r_0k	\$1-\$499
2	r_1k	\$500-\$999
3	r_1k_2k	\$1,000-\$2,499
4	r_2k_9k	\$2,500-\$9,999
5	r_10k-34k	\$10,000-\$34,999
6	r_35k	\$35,000 and over

- Don't Know
- Refuse
- Empty

- On Input
- On Output

Array:

Skip Instructions: Goto CREDFINX

Instrument SAS Name: CREDYRB

Destination Data Set: FASO

CREDYR

Field

BlkIncludes.CREDYR

Description:

Form Pane Label: Cred Cards 1 Year Ago

SAS Name: CREDYR

Tag Name: CREDYR

Inherited Universe:

Universe: CREDTYRX = 0

Universe Description:

Question Text: Did ^YOU_YRCU have any credit cards including store cards and gas cards
ONE YEAR AGO TODAY?

Fills: YOU_YRCU

Instructions: IF NUMHOUSE = 1 then fill "you"
ELSE fill "your household"

Type: Enumerated

Length: 1

Answer List: TYesNo

Value:	Mnemonic:	Description:
1	Yes	Yes
2	No	No

Don't Know

Refuse

Empty

On Input

On Output

Array:

Skip Instructions: Goto CREDFINX

Instrument SAS Name: CREDYR

Destination Data Set: FASO

Field

CREFINX
BlkIncludes.CREFINX

Description:

Form Pane Label: Xtra Chrg Credit

SAS Name: CREFINX

Tag Name: CREFINX

Inherited Universe:

Universe: (CREDITB = DK or RF) OR (CREDTYRX = 0-999999999999) OR
(CREDYRB = 1-6, DK or RF)

Universe Description:

Question Text: What was the total amount paid in finance, late charges, and interest for all cards in ^LAST_MONTH?

Fills: LAST_MONTH

Instructions: LAST_MONTH = last month before the interview.

Calculated by taking the INTPER from record type 10 to come up with the base month to start from.

Type: Integer

Length: 13

Min: 0

Max: 999999999999

Don't Know

Refuse

Empty

On Input

On Output

Array:

Skip Instructions: 0-999999999999: IF CREFINX gt 700 then goto ERR1_CREFINX
ELSE Goto STUDNT

DK, RF: Goto STUDNT

Instrument SAS Name: CREFINX

Destination Data Set: FASO

Check

ERR1_CREDFINX
BklIncludes.ERR1_CREDFINX

Description: Out of Range Check

Inherited Universe:

Universe: CREDFINX gt 700 AND CREDFINX <> DK AND CREDFINX <> RF

Universe Description:

Text: * THE VALUE ENTERED IS UNUSUALLY HIGH OR LOW

PLEASE VERIFY AND IF CORRECT, ENTER ITEM LEVEL NOTE

Check Instructions: IF suppressed then set CRED_INX = A1

Type: Soft

Skip Instructions: Suppress: Goto STUDNT

All others, go back to CREDFINX

STUDNT

Field

BkIncludes.STUDNT

Description:

Form Pane Label: Student Loans?

SAS Name: STUDNT

Tag Name: STUDNT

Inherited Universe:

Universe:

Universe Description: All 4th interviews

Help Screen: H_STUDNT

Question Text: ? [F1]

As of TODAY --

^DoDoes_C ^YOU_YRCU have any student loans?

Fills: YOU_YRCU

Instructions: IF NUMHOUSE = 1 then fill "you"
ELSE fill "your household"

Fills: DoDoes_C

Instructions: IF NUMHOUSE = 1 then fill "Do"
ELSE fill "Does"

Type: Enumerated

Length: 1

Answer List: TYesNo

Value:	Mnemonic:	Description:
1	Yes	Yes
2	No	No

- Don't Know
- Refuse
- Empty

On Input

On Output

Array:

Skip Instructions: 1: Goto STUDNTX

2, DK, RF: Goto OTHLOAN

Instrument SAS Name: STUDNT

Destination Data Set: FASO

STUDNTX

Field

BIKIncludes.STUDNTX

Description:

Form Pane Label: \$ Owed on Student

SAS Name: STUDNTX

Tag Name: STUDNTX

Inherited Universe:

Universe: STUDNT = 1

Universe Description:

Help Screen: H_STUDNT

Question Text: ? [F1]

What is the total amount owed on all student loans?

Type: Integer

Length: 13

Min: 1

Max: 999999999999

Don't Know

Refuse

Empty

On Input

On Output

Array:

Skip Instructions: 1-999999999999: IF STUDNTX lt 50 or gt 72000 then
goto ERR1_STUDNTX
ELSE goto STDNTYRX

DK, RF: Goto STUDNTB

Instrument SAS Name: STUDNTX

Destination Data Set: FASO

Check

ERR1_STUDNTX
BkIncludes.ERR1_STUDNTX

Description: Out of Range Check

Inherited Universe:

Universe: (STUDNTX lt 50 or gt 72000) AND STUDNTX <> DK AND
STUDNTX <> RF

Universe Description:

Text: * THE VALUE ENTERED IS UNUSUALLY HIGH OR LOW

PLEASE VERIFY AND IF CORRECT, ENTER ITEM LEVEL NOTE

Check Instructions: IF suppressed then set STUDNTX_ = A1

Type: Soft

Skip Instructions: Suppress: Goto STDNTYRX

All others, go back to STUDNTX

STUDNTB

Field

BIKIncludes.STUDNTB

Description:

Form Pane Label: Rng Owed Student

SAS Name: STUDNTB

Tag Name: STUDNTB

Inherited Universe:

Universe: STUDNTX = DK or RF

Universe Description:

Help Screen: H_STUDNT

Question Text: 52 ? [F1]

Could you tell me which range on CARD E best reflects the total amount owed on all student loans?

Type: Enumerated

Length: 1

Answer List: TDollarRange_1_35K

Value:	Mnemonic:	Description:
1	r_0k	\$1-\$499
2	r_1k	\$500-\$999
3	r_1k_2k	\$1,000-\$2,499
4	r_2k_9k	\$2,500-\$9,999
5	r_10k-34k	\$10,000-\$34,999
6	r_35k	\$35,000 and over

- Don't Know
- Refuse
- Empty

- On Input
- On Output

Array:

Skip Instructions: 1-6: Goto STDNTYRX

DK, RF: Goto STUDFINX

Instrument SAS Name: STUDNTB

Destination Data Set: FASO

STDNTYRX

BIKIncludes.STDNTYRX

Field

Description:

Form Pane Label: Stud Owed 1 Yr Ago

SAS Name: STDNTYRX

Tag Name: STDNTYRX

Inherited Universe:

Universe: (STUDNTX = 1-999999999999) OR (STUDNTB = 1-6)

Universe Description:

Help Screen: H_STUDNT

Question Text: ? [F1]

What was the total amount owed on all student loans ONE YEAR AGO TODAY?

Type: Integer

Length: 13

Min: 0

Max: 999999999999

Don't Know

Refuse

Empty

On Input

On Output

Array:

Skip Instructions: 0: Goto STDNTYR

```
1-999999999999: IF STDNTYRX = 1-49 or gt 72000 then  
    goto ERR1_STDNTYRX  
ELSE goto STUDFINX
```

DK, RF: Goto STDNTYRB

Instrument SAS Name: STDNTYRX

Destination Data Set: FASO

Check

ERR1_STDNTYRX
BlkIncludes.ERR1_STDNTYRX

Description: Out of Range Check

Inherited Universe:

Universe: (STDNTYRX = 1-49 or gt 72000) AND STDNTYRX <> DK AND
STDNTYRX <> RF

Universe Description:

Text: * THE VALUE ENTERED IS UNUSUALLY HIGH OR LOW

PLEASE VERIFY AND IF CORRECT, ENTER ITEM LEVEL NOTE

Check Instructions: IF suppressed then set STDN_YRX = A1

Type: Soft

Skip Instructions: Suppress: Goto STUDFINX

All others, go back to STDNTYRX

STDNTYRB

Field

BIKIncludes.STDNTYRB

Description:

Form Pane Label: Rng Stud 1 Yr Ago

SAS Name: STDNTYRB

Tag Name: STDNTYRB

Inherited Universe:

Universe: STDNTYRX = DK or RF

Universe Description:

Help Screen: H_STUDNT

Question Text: 52 ? [F1]

Could you tell me which range on CARD E best reflects the total amount owed on all student loans ONE YEAR AGO TODAY?

Type: Enumerated

Length: 1

Answer List: TDollarRange_1_35K

Value:	Mnemonic:	Description:
1	r_0k	\$1-\$499
2	r_1k	\$500-\$999
3	r_1k_2k	\$1,000-\$2,499
4	r_2k_9k	\$2,500-\$9,999
5	r_10k-34k	\$10,000-\$34,999
6	r_35k	\$35,000 and over

- Don't Know
- Refuse
- Empty

- On Input
- On Output

Array:

Skip Instructions: Goto STUDFINX

Instrument SAS Name: STDNTYRB

Destination Data Set: FASO

STDNTYR

Field

BIKIncludes.STDNTYR

Description:

Form Pane Label: Stud Loans 1 Year Ago

SAS Name: STDNTYR

Tag Name: STDNTYR

Inherited Universe:

Universe: STDNTYRX = 0

Universe Description:

Question Text: Did ^YOU_YRCU have any student loans ONE YEAR AGO TODAY?

Fills: YOU_YRCU

Instructions: IF NUMHOUSE = 1 then fill "you"
ELSE fill "your household"

Type: Enumerated

Length: 1

Answer List: TYesNo

Value:	Mnemonic:	Description:
1	Yes	Yes
2	No	No

Don't Know

Refuse

Empty

On Input

On Output

Array:

Skip Instructions: Goto STUDFINX

Instrument SAS Name: STDNTYR

Destination Data Set: FASO

Field

STUDFINX
BlkIncludes.STUDFINX

Description:

Form Pane Label: Xtra Chrg Student

SAS Name: STUDFINX

Tag Name: STUDFINX

Inherited Universe:

Universe: (STUDNTB = DK or RF) OR (STDNTYRX = 0-999999999999) OR (STDNTYRB = 1-6, DK, or RF)

Universe Description:

Question Text: What was the total amount paid in finance, late charges, and interest for all student loans in ^LAST_MONTH?

Fills: LAST_MONTH

Instructions: LAST_MONTH = last month before the interview.

Calculated by taking the INTPER from record type 10 to come up with the base month to start from.

Type: Integer

Length: 13

Min: 0

Max: 999999999999

Don't Know

Refuse

Empty

On Input

On Output

Array:

Skip Instructions: 0-999999999999: IF STUDFINX gt 375 then goto ERR1_STUDFINX
ELSE goto OTHLOAN

DK, RF: Goto OTHLOAN

Instrument SAS Name: STUDFINX

Destination Data Set: FASO

Check

ERR1_STUDFINX
BlkIncludes.ERR1_STUDFINX

Description: Out of Range Check

Inherited Universe:

Universe: STUDFINX gt 375 AND STUDFINX <> DK AND STUDFINX <> RF

Universe Description:

Text: * THE VALUE ENTERED IS UNUSUALLY HIGH OR LOW

PLEASE VERIFY AND IF CORRECT, ENTER ITEM LEVEL NOTE

Check Instructions: IF suppressed then set STUD_INX = A1

Type: Soft

Skip Instructions: Suppress: Goto OTHLOAN

All others, go back to STUDFINX

OTHLOAN

Field

BkIncludes.OTHLOAN

Description:

Form Pane Label: Any Other Loans?

SAS Name: OTHLOAN

Tag Name: OTHLOAN

Inherited Universe:

Universe:

Universe Description: All 4th interviews

Help Screen: H_OTHLOAN

Question Text: ? [F1]

As of TODAY --

^DoDoes_C ^YOU_YRCU have any other debt such as medical loans or personal loans?

✦ Do not include mortgages, home equity loans, or vehicle loans

Fills: DoDoes_C

Instructions: IF NUMHOUSE = 1 then fill "Do"
ELSE fill "Does"

Fills: YOU_YRCU

Instructions: IF NUMHOUSE = 1 then fill "you"
ELSE fill "your household"

Type: Enumerated

Length: 1

Answer List: TYesNo

Value:	Mnemonic:	Description:
1	Yes	Yes
2	No	No

- Don't Know
- Refuse
- Empty

- On Input
- On Output

Array:

Skip Instructions: 1: Goto OTHLONX

2,DK,RF: Goto S22_END

Instrument SAS Name: OTHLOAN

Destination Data Set: FASO

OTHLONX

Field

BkIncludes.OTHLONX

Description:

Form Pane Label: \$ Owed on Other

SAS Name: OTHLONX

Tag Name: OTHLONX

Inherited Universe:

Universe: OTHLOAN = 1

Universe Description:

Help Screen: H_OTHLOAN

Question Text: ? [F1]

What is the total amount owed on all other loans?

• Do not include mortgages, home equity loans, or vehicle loans

Type: Integer

Length: 13

Min: 1

Max: 999999999999

Don't Know

Refuse

Empty

On Input

On Output

Array:

Skip Instructions: 1-999999999999: IF OTHLONX lt 50 or gt 72000 then
goto ERR1_OTHLONX
ELSE goto OTHLNRYX

DK,RF: Goto OTHLONB

Instrument SAS Name: OTHLONX

Destination Data Set: FASO

Check

ERR1_OTHLONX
BkIncludes.ERR1_OTHLONX

Description: Out of Range Check

Inherited Universe:

Universe: (OTHLONX lt 50 or gt 72000) AND OTHLONX <> DK AND
OTHLONX <> RF

Universe Description:

Text: * THE VALUE ENTERED IS UNUSUALLY HIGH OR LOW

PLEASE VERIFY AND IF CORRECT, ENTER ITEM LEVEL NOTE

Check Instructions: IF suppressed then set OTHLONX_ = A1

Type: Soft

Skip Instructions: Suppress: Goto OTHLONX

All others, go back to OTHLONX

OTHLONB

Field

BIkIncludes.OTHLONB

Description:

Form Pane Label: Rng Owed Other

SAS Name: OTHLONB

Tag Name: OTHLONB

Inherited Universe:

Universe: OTHLONX = DK or RF

Universe Description:

Help Screen: H_OTHLOAN

Question Text:  52 ? [F1]

Could you tell me which range on CARD E best reflects the total amount owed on all other loans?

◆ Do not include mortgages, home equity loans, or vehicle loans

Type: Enumerated

Length: 1

Answer List: TDollarRange_1_35K

Value:	Mnemonic:	Description:
1	r_0k	\$1-\$499
2	r_1k	\$500-\$999
3	r_1k_2k	\$1,000-\$2,499
4	r_2k_9k	\$2,500-\$9,999
5	r_10k-34k	\$10,000-\$34,999
6	r_35k	\$35,000 and over

- Don't Know
- Refuse
- Empty

- On Input
- On Output

Array:

Skip Instructions: 1-6: Goto OTHLNYSR

DK,RF: Goto OTHFINX

Instrument SAS Name: OTHLONB

Destination Data Set: FASO

OTHLNYRX
BIKIncludes.OTHLNYRX

Field

Description:

Form Pane Label: Other Owed 1 Yr Ago

SAS Name: OTHLNYRX

Tag Name: OTHLNYRX

Inherited Universe:

Universe: (OTHLONX = 1-99999999999) OR (OTHLONB = 1-6)

Universe Description:

Help Screen: H_OTHLOAN

Question Text: ? [F1]

What was the total amount owed on all other loans ONE YEAR AGO TODAY?

• Do not include mortgages, home equity loans, or vehicle loans

Type: Integer

Length: 13

Min: 0

Max: 99999999999

Don't Know

Refuse

Empty

On Input

On Output

Array:

Skip Instructions: 0: Goto OTHLNYR

1-999999999999: IF OTHLNYRX = 1-49 or gt 72000 then
goto ERR1_OTHLYRX
ELSE goto OTHFINX

DK,RF: Goto OTHLYR

Instrument SAS Name: OTHLYR

Destination Data Set: FASO

ERR1_OTHLNYRX
BkIncludes.ERR1_OTHLNYRX

Check

Description: Out of Range Check

Inherited Universe:

Universe: (OTHLNYRX = 1-49 or gt 72000) AND OTHLNYRX <> DK AND
OTHLNYRX <> RF

Universe Description:

Text: * THE VALUE ENTERED IS UNUSUALLY HIGH OR LOW

PLEASE VERIFY AND IF CORRECT, ENTER ITEM LEVEL NOTE

Check Instructions: IF suppressed then set OTHL_YRX = A1

Type: Soft

Skip Instructions: Suppress: Goto OTHFINX

All others, go back to OTHLNYRX

Field

OTHLNYRB
BkIncludes.OTHLNYRB

Description:

Form Pane Label: Other 1 Yr Ago Rng

SAS Name: OTHLNYRB

Tag Name: OTHLNYRB

Inherited Universe:

Universe: OTHLNYRX = DK or RF

Universe Description:

Help Screen: H_OTHLOAN

Question Text:  52 ? [F1]

Could you tell me which range on CARD E best reflects the total amount owed on all other loans ONE YEAR AGO TODAY?

◆ Do not include mortgages, home equity loans, or vehicle loans

Type: Enumerated

Length: 1

Answer List: TDollarRange_1_35K

Value:	Mnemonic:	Description:
1	r_0k	\$1-\$499
2	r_1k	\$500-\$999
3	r_1k_2k	\$1,000-\$2,499
4	r_2k_9k	\$2,500-\$9,999
5	r_10k-34k	\$10,000-\$34,999
6	r_35k	\$35,000 and over

- Don't Know
- Refuse
- Empty

- On Input
- On Output

Array:

Skip Instructions: Goto OTHFINX

Instrument SAS Name: OTHLNYRB

Destination Data Set: FASO

Field

OTHLNYR
BklIncludes.OTHLNYR

Description:

Form Pane Label: Oth Loans 1 Year Ago

SAS Name: OTHLNYR

Tag Name: OTHLNYR

Inherited Universe:

Universe: OTHLNYRX = 0

Universe Description:

Question Text: Did ^YOU_YRCU have any other debt such as medical loans or personal loans
ONE YEAR AGO TODAY?

• Do not include mortgages, home equity loans, or vehicle loans

Fills: YOU_YRCU

Instructions: IF NUMHOUSE = 1 then fill "you"
ELSE fill "your household"

Type: Enumerated

Length: 1

Answer List: TYesNo

Value:	Mnemonic:	Description:
1	Yes	Yes
2	No	No

- Don't Know
- Refuse
- Empty

- On Input
- On Output

Array:

Skip Instructions: Goto OTHFINX

Instrument SAS Name: OTHLNYR

Destination Data Set: FASO

Field

OTHFINX
BlkIncludes.OTHFINX

Description:

Form Pane Label: Xtra Chrg Other

SAS Name: OTHFINX

Tag Name: OTHFINX

Inherited Universe:

Universe: (OTHLONB = DK or RF) OR (OTHLNYRX = 0-999999999999) OR
(OTHLNYRB = 1-6, DK, or RF)

Universe Description:

Question Text: What was the total amount paid in finance, late charges, and interest for all other loans in ^LAST_MONTH?

• Do not include mortgages, home equity loans, or vehicle loans

Fills: LAST_MONTH

Instructions: LAST_MONTH = last month before the interview.

Calculated by taking the INTPER from record type 10 to come up with the base month to start from.

Type: Integer

Length: 13

Min: 0

Max: 999999999999

Don't Know

Refuse

Empty

On Input

On Output

Array:

Skip Instructions: 0-999999999999: IF OTHFINX gt 375 then goto ERR1_OTHFINX
ELSE goto S22_END

DK, RF: Goto S22_END

Instrument SAS Name: OTHFINX

Destination Data Set: FASO

Check

ERR1_OTHFINX
BlkIncludes.ERR1_OTHFINX

Description: Out of Range Check

Inherited Universe:

Universe: OTHFINX gt 375 AND OTHFINX <> DK AND OTHFINX <> RF

Universe Description:

Text: * THE VALUE ENTERED IS UNUSUALLY HIGH OR LOW

PLEASE VERIFY AND IF CORRECT, ENTER ITEM LEVEL NOTE

Check Instructions: IF suppressed then set OTHFINX_ = A1

Type: Soft

Skip Instructions: Suppress: Goto S22_END

All others, go back to OTHFINX

S22_END

Field

BkIncludes.S22_END

Description: End of Section 22

Form Pane Label:

SAS Name:

Tag Name:

Inherited Universe:

Universe: (OTHLOAN = 2, DK, RF) or (OTHFINX=0-999999999999, DK, RF)

Universe Description: All interview 4s and OTHLOAN is no, DK or RF, or entry in OTHFINX

Question Text:

Type: Classification

Length: 0

- Don't Know
- Refuse
- Empty

- On Input
- On Output

Store Instructions: 1. Set FAS_ORIG = 1 and FAS_STAT = 1

2. Set Section Complete flag (store "Yes" in sectcomp(22))

Array:

Field

IRAX_
BlkIncludes.IRAX_

Description:

Form Pane Label:

SAS Name: IRAX_

Tag Name:

Inherited Universe:

Universe:

Universe Description:

Question Text:

Type: String
Length: 2

- Don't Know
- Refuse
- Empty

- On Input
- On Output

Array:

Special Instructions: NOTE: See IRAX for how to set this field

Valid Values: A1 = Range edit failed
(ERR1 check was suppressed)

Blank = Range edit passed

Instrument SAS Name: IRAX_

Destination Data Set: FASO

IRAYRX_
BlkIncludes.IRAYRX_

Field

Description:

Form Pane Label:

SAS Name: IRAYRX_

Tag Name:

Inherited Universe:

Universe:

Universe Description:

Question Text:

Type: String

Length: 2

- Don't Know
- Refuse
- Empty

- On Input
- On Output

Array:

Special Instructions: NOTE: See IRAYRX for how to set this field

Valid Values: A1 = Range edit failed
(ERR1 check was suppressed)

Blank = Range edit passed

Instrument SAS Name: IRAYRX_

Destination Data Set: FASO

Field

STOCKX_
BklIncludes.STOCKX_

Description:

Form Pane Label:

SAS Name: STOCKX_

Tag Name:

Inherited Universe:

Universe:

Universe Description:

Question Text:

Type: String

Length: 2

- Don't Know
- Refuse
- Empty

- On Input
- On Output

Array:

Special Instructions: NOTE: See STOCKX for how to set this field

Valid Values: A1 = Range edit failed
(ERR1 check was suppressed)

Blank = Range edit passed

Instrument SAS Name: STOCKX_

Destination Data Set: FASO

STOC_YRX
BkIncludes.STOC_YRX

Field

Description:

Form Pane Label:

SAS Name: STOC_YRX

Tag Name:

Inherited Universe:

Universe:

Universe Description:

Question Text:

Type: String

Length: 2

- Don't Know
- Refuse
- Empty

- On Input
- On Output

Array:

Special Instructions: NOTE: See STOCKYRX for how to set this field

Valid Values: A1 = Range edit failed
(ERR1 check was suppressed)

Blank = Range edit passed

Instrument SAS Name: STOC_YRX

Destination Data Set: FASO

Field

LIQUIDX_
BlkIncludes.LIQUIDX_

Description:

Form Pane Label:

SAS Name: LIQUIDX_

Tag Name:

Inherited Universe:

Universe:

Universe Description:

Question Text:

Type: String

Length: 2

- Don't Know
- Refuse
- Empty

- On Input
- On Output

Array:

Special Instructions: NOTE: See LIQUIDX for how to set this field

Valid Values: A1 = Range edit failed
(ERR1 check was suppressed)

Blank = Range edit passed

Instrument SAS Name: LIQUIDX_

Destination Data Set: FASO

LIQU_YRX

Field

BIKIncludes.LIQU_YRX

Description:

Form Pane Label:

SAS Name: LIQU_YRX

Tag Name:

Inherited Universe:

Universe:

Universe Description:

Question Text:

Type: String

Length: 2

- Don't Know
- Refuse
- Empty

- On Input
- On Output

Array:

Special Instructions: NOTE: See LIQUDYRX for how to set this field

Valid Values: A1 = Range edit failed
(ERR1 check was suppressed)

Blank = Range edit passed

Instrument SAS Name: LIQU_YRX

Destination Data Set: FASO

Field

WHOLIFX_
BlkIncludes.WHOLIFX_

Description:

Form Pane Label:

SAS Name: WHOLIFX_

Tag Name:

Inherited Universe:

Universe:

Universe Description:

Question Text:

Type: String

Length: 2

- Don't Know
- Refuse
- Empty

- On Input
- On Output

Array:

Special Instructions: NOTE: See WHOLIFX for how to set this field

Valid Values: A1 = Range edit failed
(ERR1 check was suppressed)

Blank = Range edit passed

Instrument SAS Name: WHOLIFX_

Destination Data Set: FASO

WHLFYRX_
BIKIncludes.WHLFYRX_

Field

Description:

Form Pane Label:

SAS Name: WHLFYRX_

Tag Name:

Inherited Universe:

Universe:

Universe Description:

Question Text:

Type: String

Length: 2

- Don't Know
- Refuse
- Empty

- On Input
- On Output

Array:

Special Instructions: NOTE: See WHLFYRX for how to set this field

Valid Values: A1 = Range edit failed
(ERR1 check was suppressed)

Blank = Range edit passed

Instrument SAS Name: WHLFYRX_

Destination Data Set: FASO

Field

OTHASTX_
BklIncludes.OTHASTX_

Description:

Form Pane Label:

SAS Name: OTHASTX_

Tag Name:

Inherited Universe:

Universe:

Universe Description:

Question Text:

Type: String
Length: 2

- Don't Know
- Refuse
- Empty

- On Input
- On Output

Array:

Special Instructions: NOTE: See OTHASTX for how to set this field

Valid Values: A1 = Range edit failed
(ERR1 check was suppressed)

Blank = Range edit passed

Instrument SAS Name: OTHASTX_

Destination Data Set: FASO

OTHS_YRX
BIKIncludes.OTHS_YRX

Field

Description:

Form Pane Label:

SAS Name: OTHS_YRX

Tag Name:

Inherited Universe:

Universe:

Universe Description:

Question Text:

Type: String

Length: 2

- Don't Know
- Refuse
- Empty

- On Input
- On Output

Array:

Special Instructions: NOTE: See OTHSTYRX for how to set this field

Valid Values: A1 = Range edit failed
(ERR1 check was suppressed)

Blank = Range edit passed

Instrument SAS Name: OTHS_YRX

Destination Data Set: FASO

Field

CREDITX_
BlkIncludes.CREDITX_

Description:

Form Pane Label:

SAS Name: CREDITX_

Tag Name:

Inherited Universe:

Universe:

Universe Description:

Question Text:

Type: String
Length: 2

- Don't Know
- Refuse
- Empty

- On Input
- On Output

Array:

Special Instructions: NOTE: See CREDITX for how to set this field

Valid Values: A1 = Range edit failed
(ERR1 check was suppressed)

Blank = Range edit passed

Instrument SAS Name: CREDITX_

Destination Data Set: FASO

CRED_YRX
BkIncludes.CRED_YRX

Field

Description:

Form Pane Label:

SAS Name: CRED_YRX

Tag Name:

Inherited Universe:

Universe:

Universe Description:

Question Text:

Type: String

Length: 2

- Don't Know
- Refuse
- Empty

- On Input
- On Output

Array:

Special Instructions: NOTE: See CREDTYRX for how to set this field

Valid Values: A1 = Range edit failed
(ERR1 check was suppressed)

Blank = Range edit passed

Instrument SAS Name: CRED_YRX

Destination Data Set: FASO

Field

CRED_INX
BlkIncludes.CRED_INX

Description:

Form Pane Label:

SAS Name: CRED_INX

Tag Name:

Inherited Universe:

Universe:

Universe Description:

Question Text:

Type: String

Length: 2

- Don't Know
- Refuse
- Empty

- On Input
- On Output

Array:

Special Instructions: NOTE: See CREDFINX for how to set this field

Valid Values: A1 = Range edit failed
(ERR1 check was suppressed)

Blank = Range edit passed

Instrument SAS Name: CRED_INX

Destination Data Set: FASO

STUDNTX_
BIKIncludes.STUDNTX_

Field

Description:

Form Pane Label:

SAS Name: STUDNTX_

Tag Name:

Inherited Universe:

Universe:

Universe Description:

Question Text:

Type: String

Length: 2

- Don't Know
- Refuse
- Empty

- On Input
- On Output

Array:

Special Instructions: NOTE: See STUDNTX for how to set this field

Valid Values: A1 = Range edit failed
(ERR1 check was suppressed)

Blank = Range edit passed

Instrument SAS Name: STUDNTX_

Destination Data Set: FASO

Field

STDN_YRX
BkIncludes.STDN_YRX

Description:

Form Pane Label:

SAS Name: STDN_YRX

Tag Name:

Inherited Universe:

Universe:

Universe Description:

Question Text:

Type: String
Length: 2

- Don't Know
- Refuse
- Empty

- On Input
- On Output

Array:

Special Instructions: NOTE: See STDNTYRX for how to set this field

Valid Values: A1 = Range edit failed
(ERR1 check was suppressed)

Blank = Range edit passed

Instrument SAS Name: STDN_YRX

Destination Data Set: FASO

STUD_INX

Field

BIKIncludes.STUD_INX

Description:

Form Pane Label:

SAS Name: STUD_INX

Tag Name:

Inherited Universe:

Universe:

Universe Description:

Question Text:

Type: String

Length: 2

- Don't Know
- Refuse
- Empty

- On Input
- On Output

Array:

Special Instructions: NOTE: See STUDEFINX for how to set this field

Valid Values: A1 = Range edit failed
(ERR1 check was suppressed)

Blank = Range edit passed

Instrument SAS Name: STUD_INX

Destination Data Set: FASO

Field

OTHLONX_
BkIncludes.OTHLONX_

Description:

Form Pane Label:

SAS Name: OTHLONX_

Tag Name:

Inherited Universe:

Universe:

Universe Description:

Question Text:

Type: String

Length: 2

- Don't Know
- Refuse
- Empty

- On Input
- On Output

Array:

Special Instructions: NOTE: See OTHLONX for how to set this field

Valid Values: A1 = Range edit failed
(ERR1 check was suppressed)

Blank = Range edit passed

Instrument SAS Name: OTHLONX_

Destination Data Set: FASO

OTHL_YRX
BIKIncludes.OTHL_YRX

Field

Description:

Form Pane Label:

SAS Name: OTHL_YRX

Tag Name:

Inherited Universe:

Universe:

Universe Description:

Question Text:

Type: String
Length: 2

- Don't Know
- Refuse
- Empty

- On Input
- On Output

Array:

Special Instructions: NOTE: See OTHLN_YRX for how to set this field

Valid Values: A1 = Range edit failed
(ERR1 check was suppressed)

Blank = Range edit passed

Instrument SAS Name: OTHL_YRX

Destination Data Set: FASO

Field

OTHFINX_
BlkIncludes.OTHFINX_

Description:

Form Pane Label:

SAS Name: OTHFINX_

Tag Name:

Inherited Universe:

Universe:

Universe Description:

Question Text:

Type: String
Length: 2

- Don't Know
- Refuse
- Empty

- On Input
- On Output

Array:

Special Instructions: NOTE: See OTHFINX for how to set this field

Valid Values: A1 = Range edit failed
(ERR1 check was suppressed)

Blank = Range edit passed

Instrument SAS Name: OTHFINX_

Destination Data Set: FASO

FAS_STAT

Field

BIKIncludes.FAS_STAT

Description: Record Status

Form Pane Label:

SAS Name: FAS_STAT

Tag Name:

Inherited Universe:

Universe:

Universe Description:

Question Text:

Type: Integer

Length: 1

Min: 1

Max: 1

- Don't Know
- Refuse
- Empty

- On Input
- On Output

Array:

Special Instructions: NOTE: See S22_END for how to set this field

Valid Values: 1 - new record

Instrument SAS Name: FAS_STAT

Destination Data Set: FASO

Field

FAS_ORIG
BlkIncludes.FAS_ORIG

Description: Record Origin

Form Pane Label:

SAS Name: RECORIGF

Tag Name:

Inherited Universe:

Universe:

Universe Description:

Question Text:

Type: Integer

Length: 1

Min: 1

Max: 1

- Don't Know
- Refuse
- Empty

- On Input
- On Output

Array:

Special Instructions: NOTE: See S22_END for how to set this field

Valid Values: 1 - new record

Instrument SAS Name: FAS_ORIG

Destination Data Set: FASO

BBACK

BBACK

Block

Description: Back

Tab Name:

Fly Over Name:

Universe Type: If

Inherited Universe:

Universe: All

Universe Description:

Array:

Block Instructions: EXITINTERVIEW is set in the coverage section.
It is set to 1 if NONTYPE = 1,2,3

Field

AFTERMID
AFTERMID

Description:

Form Pane Label:

SAS Name:

Tag Name:

Inherited Universe:

Universe: ALL

Universe Description:

Question Text:

Type: Classification

Length: 0

- Don't Know
- Refuse
- Empty

- On Input
- On Output

Store Instructions:

1. SET NOCONTACT
Store 0 (zero) in NOCONTACT
If (START = 4) OR (REPLACESPAWN = 1) OR (VERADD = R)
then store 1 in NOCONTACT

2. Set COMPLETE_FLAG
Check to see if all sections have been completed
store 0 (zero) in COMPLETE_FLAG
If INTNMBR = 1 AND sections 1-21 are complete then
store 1 in COMPLETE_FLAG
endif

IF 8500.FGN_orig = 4 THEN
IF (INTNMBR = 2-3) AND (sections 2-21 are complete)
then store 1 in COMPLETE_FLAG
Elseif (INTNMBR = 4) AND (sections 2-22 are
complete) then store 1 in COMPLETE_FLAG
Endif
ELSE

```
IF INTNMBR = 2-3 AND (sections 1-21 are complete) then
  store 1 in COMPLETE_FLAG
elseif INTNMBR = 4 AND (section 1-22 are complete)
  then store 1 in COMPLETE_FLAG
endif
endif
```

3. SET MARKTWO

```
If INTNMBR = 1-4 and the sections are complete through
  section 20b, then store 02 in MARKTWO.
```

```
If INTNMBR = 2-4 AND 8500.FGN_ORIG ne 4 then
  section 1-20b must be complete
```

```
If INTNMBR = 2-4 AND 8500.FGN_ORIG = 4 then
  section 2-20b must be complete
```

Array:

Skip Instructions: IF COMPLETE_FLAG = 1 and NOCONTACT = 0 and INTNMBR = 4 then
goto BlkAPPT.BResearch

```
IF COMPLETE_FLAG = 1 then goto DK_THANK
```

```
IF START = 4 then goto VERIFY_INFO
```

```
IF START = 3 then goto TRANS
```

```
IF REPLACE_VER2 = 1 OR REPLACE_SPAWN = 1 then goto DONE
```

```
IF (TYPEC = 3, 7, 10-12) then goto DONE
```

```
IF NONTYP = 1-3 then goto THANK2
```

```
ELSE goto BlkAPPT.APPTDATE
```

Block

BLKAPPT
BLKAPPT

Description:

Tab Name:

Fly Over Name:

Universe Type: lf

Inherited Universe:

Universe:

Universe Description:

Array:

Block Instructions:

BResearch

Block

BLKAPPT.BResearch

Description: Research Questions

Tab Name:

Fly Over Name:

Universe Type: If

Inherited Universe:

Universe: COMPLETE_FLAG = 1 AND NOCONTACT = 0 AND INTNMBR = 4

Universe Description: All completed 4th interviews

Array:

Block Instructions: 1. When all questions have been answered, goto DK_CHECK

2. Section label: Research

3. Make sure data is saved for output

Field

DOB_Intro
BLKAPPT.BResearch.DOB_Intro

Description: Intro for date of birth questions

Form Pane Label: DOB Intro

SAS Name:

Tag Name: DOB_Intro

Inherited Universe:

Universe:

Universe Description:

Help Screen: H_DOB_INTRO1or2

Question Text: ? [F1]

^DOBIntro_Fill

Fills: DOBIntro_Fill

Instructions: IF INTPER[1-6] = 202004, 202005, 202006, 202007, 202008, or 202009 then fill "
Thank you for the responses you have provided so far. The information you
have provided is valuable, especially when we can refer to other records. This
process is most accurate when we have dates of birth."

**ELSE fill "Before we wrap up we'd like to collect some additional demographic
information on ^YOU_YRCU and find out what you thought about the
interviews."**

Fills: YOU_YRCU

Instructions: IF NUMHOUSE = 1 then fill "you"
ELSE fill "your household"

Type: Enumerated

Length: 1

Answer List: TContinue

Value:	Mnemonic:	Description:
1	Continue	Enter 1 to Continue

- Don't Know
- Refuse

Empty

On Input

On Output

Array:

Special Instructions: IF INTPER[1-6] = 202004, 202005, 202006, 202007, 202008, or
202009 then display help screen H_DOB_INTRO1
ELSE display help screen H_DOB_INTRO2

Skip Instructions: Goto TbIDOB Block

Instrument SAS Name: DOB_Intro

Block

TbIDOB
BLKAPPT.BResearch.TbIDOB

Description: Table Block to ask date of birth for adults

Tab Name:
Fly Over Name:
Universe Type: If

Inherited Universe:

Universe: DOB_Intro = 1

Universe Description:

Array:

Block Instructions: Ask Birth date for all household member 14+

BPerson

Block

BLKAPPT.BResearch.TblDOB.BPerson

Description:

Tab Name:

Fly Over Name:

Universe Type: lf

Inherited Universe:

Universe:

Universe Description:

Array:

Block Instructions:

Field

NAME

BLKAPPT.BResearch.TbIDOB.BPerson.NAME

Description: Name - SHOW ONLY

Form Pane Label: Name

SAS Name:

Tag Name: NAME

Inherited Universe:

Universe:

Universe Description:

Question Text: ** SHOW ONLY FIELD **

Type: String

Length: 20

- Don't Know
- Refuse
- Empty

- On Input
- On Output

Store Instructions: Set NAME = CC.Unit2.Person.NAME

Array:

BIRTH_MO

Field

BLKAPPT.BResearch.TblDOB.BPerson.BIRTH_MO

Description: Birth Month

Form Pane Label: Birth Month

SAS Name:

Tag Name: BIRTH_MO

Inherited Universe:

Universe: (CC.Unit2.Person.Membstat <> Deleted or (CC.Unit2.Person.Membstat = Deleted and
CC.Unit2.Person.Perstat = Reinstated) AND
CC.Unit2.Person.Membstat <> Skip AND
CC.Unit2.Person.Membstat <> Deceased AND
CC.Unit2.Person.HH_Mem <> No AND
CC.Unit2.Person.FName <> EMPTY AND
CC.Unit2.Person.FName <> '999' AND
CC.Unit2.Person.percunum = CC.Cuindex AND
CC.Unit2.Person.AGE >= 14

Universe Description: Active household member with age greater than or equal to 14

Help Screen: H_DOB1or2

Question Text: ? [F1]

What is ^YourNames date of birth?

✦ [Enter Birth Month](#)

Fills: YourNames

Instructions: If RESPLINE = MEMBNO then fill "your" Else fill ^Name's

Fills: Name

Instructions: Fill: Name

Type: Enumerated

Length: 2

Answer List: TMONTH

Value:	Mnemonic:	Description:
1	Jan	January
2	Feb	February

3	Mar	March
4	Apr	April
5	May	May
6	Jun	June
7	Jul	July
8	Aug	August
9	Sep	September
10	Oct	October
11	Nov	November
12	Dec	December

- Don't Know
- Refuse
- Empty

- On Input
- On Output

Array:

Special Instructions: IF INTPER[1-6] = 202004, 202005, 202006, 202007, 202008, or
202009 then display help screen H_DOB1
ELSE display help screen H_DOB2

Skip Instructions: Goto BIRTH_DY

Instrument SAS Name: BIRTH_MO

Destination Data Set: DOB

BIRTH_DY

Field

BLKAPPT.BResearch.TblDOB.BPerson.BIRTH_DY

Description: Birth Day

Form Pane Label: Day

SAS Name:

Tag Name: BIRTH_DY

Inherited Universe:

Universe: BIRTH_MO = 1-12, DK or RF

Universe Description:

Help Screen: H_DOB1or2

Question Text: ? [F1]

[Enter Birth Day](#)

Type: Integer

Length: 2

Min: 1

Max: 31

Don't Know

Refuse

Empty

On Input

On Output

Array:

Special Instructions: IF INTPER[1-6] = 202004, 202005, 202006, 202007, 202008, or
202009 then display help screen H_DOB1
ELSE display help screen H_DOB2

Skip Instructions: IF (BIRTH_MO = 2 and BIRTH_DY = 30 or 31) OR
(BIRTH_MO = 4, 6, 9, 11 and BIRTH_DY = 31) THEN
Goto CK_BDAY

ELSE goto BIRTH_YR

Instrument SAS Name: BIRTH_DY

Destination Data Set: DOB

CK_BDAY

Check

BLKAPPT.BResearch.TblDOB.BPerson.CK_BDAY

Description: Invalid Day

Inherited Universe:

Universe: (BIRTH_MO = 2 and BIRTH_DY = 30 or 31) OR
(BIRTH_MO = 4, 6, 9, 11 and BIRTH_DY = 31)

Universe Description: Invalid day

Text: ♦ [Not a valid day for \(FILL MONTH\)](#)

Check Instructions:

Type: Hard

Skip Instructions: Go back to BIRTH_DY

Field

BIRTH_YR
BLKAPPT.BResearch.TblDOB.BPerson.BIRTH_YR

Description: Birth Year

Form Pane Label: Year

SAS Name:

Tag Name: BIRTH_YR

Inherited Universe:

Universe: BIRTH_MO = 1-12, DK or RF

Universe Description:

Help Screen: H_DOB1or2

Question Text: ? [F1]

• Enter Birth Year (Enter 4 digit year - ex: 1964)

Type: Integer

Length: 5

Min: 1900

Max: 9999

Don't Know

Refuse

Empty

On Input

On Output

Array:

Special Instructions: IF INTPER[1-6] = 202004, 202005, 202006, 202007, 202008, or
202009 then display help screen H_DOB1
ELSE display help screen H_DOB2

Skip Instructions: IF (BIRTH_YR = Current year and BIRTH_MO > current month) OR
(BIRTH_YR = Current year and BIRTH = current month and
BIRTH_DY > current day) then goto CK_FUTURE

ELSEIF there no more persons than exit block
and goto RES_INTRO

ELSE goto BIRTH_MO for the next eligible person

Instrument SAS Name: BIRTH_YR

Destination Data Set: DOB

Check

CK_Future

BLKAPPT.BResearch.TbIDOB.BPerson.CK_Future

Description: Birthdate is in the future

Inherited Universe:

Universe: (BIRTH_YR = Current year and BIRTH_MO > current month) OR
(BIRTH_YR = Current year and BIRTH = current month and
BIRTH_DY > current day)

Universe Description: Birthdate is in the future

Text: ♦ [Birthdate cannot be in the future](#)

Check Instructions:

Type: Hard

Skip Instructions: Go back to BIRTH_YR

MEMBNO

Field

BLKAPPT.BResearch.TblDOB.BPerson.MEMBNO

Description: person Line number

Form Pane Label:

SAS Name:

Tag Name:

Inherited Universe:

Universe:

Universe Description:

Question Text:

Type: Integer

Length: 2

Min: 1

Max: 30

- Don't Know
- Refuse
- Empty

- On Input
- On Output

Store Instructions: Set MEMBNO = CC.Unit2.Person.MEMBNO

Array:

Instrument SAS Name: MEMBNO

Destination Data Set: DOB

Field

RES_INTRO
BLKAPPT.BResearch.RES_INTRO

Description: Research question introduction

Form Pane Label: Feedback Intro

SAS Name:

Tag Name: RES_INTRO

Inherited Universe:

Universe: INTNMBR = 4

Universe Description: All completed 4th interviews

Question Text: We would like to improve the survey taking experience for others and your feedback can help us do that. Please think of your involvement in this survey as a whole when answering these next few questions.

Type: Enumerated

Length: 1

Answer List: TContinue

Value:	Mnemonic:	Description:
1	Continue	Enter 1 to Continue

- Don't Know
- Refuse
- Empty

- On Input
- On Output

Array:

Skip Instructions: Goto RES01

Instrument SAS Name: RES_INTRO

RES01

Field

BLKAPPT.BResearch.RES01

Description: How burdensome was this survey

Form Pane Label: How Burdensome

SAS Name: RES01

Tag Name: RES01

Inherited Universe:

Universe: INTNMBR = 4

Universe Description: All completed 4th interviews

Question Text: How burdensome was this survey to you? Would you say:

Type: Enumerated

Length: 1

Answer List: TRES01

Value:	Mnemonic:	Description:
1	Notatall	Not at all burdensome?
2	Alittle	A little burdensome?
3	Somewhat	Somewhat burdensome?
4	Very	Very burdensome?
5	Extremely	Extremely burdensome?

- Don't Know
- Refuse
- Empty

- On Input
- On Output

Array:

Special Instructions: Answer list items should be in bold black.

Skip Instructions: Goto RES02

Instrument SAS Name: RES01

Destination Data Set: FMIS

Field

RES02
BLKAPPT.BResearch.RES02

Description: How difficult to answer questions in this survey

Form Pane Label: How Difficult

SAS Name: RES02

Tag Name: RES02

Inherited Universe:

Universe: INTNMBR = 4

Universe Description: All completed 4th interviews

Question Text: How difficult was it for you to answer the questions in this survey?

Type: Enumerated

Length: 1

Answer List: TRES02

Value:	Mnemonic:	Description:
1	Notatall	Not at all difficult
2	Alittle	A little difficult
3	Somewhat	Somewhat difficult
4	Very	Very difficult
5	Extremely	Extremely difficult

Don't Know

Refuse

Empty

On Input

On Output

Array:

Skip Instructions: Goto RES03

Instrument SAS Name: RES02

Destination Data Set: FMIS

RES03

Field

BLKAPPT.BResearch.RES03

Description: How sensitive were the questions

Form Pane Label: How Sensitive

SAS Name: RES03

Tag Name: RES03

Inherited Universe:

Universe: INTNMBR = 4

Universe Description: All completed 4th interviews

Question Text: How sensitive did you feel the questions I asked today were?

Type: Enumerated

Length: 1

Answer List: TRES03

Value:	Mnemonic:	Description:
1	Notatall	Not at all sensitive
2	Alittle	A little sensitive
3	Somewhat	Somewhat sensitive
4	Very	Very sensitive
5	Extremely	Extremely sensitive

Don't Know

Refuse

Empty

On Input

On Output

Array:

Skip Instructions: Goto RES04

Instrument SAS Name: RES03

Destination Data Set: FMIS

Field

RES04

BLKAPPT.BResearch.RES04

Description: How long was the length of todays survey

Form Pane Label: How Long

SAS Name: RES04

Tag Name: RES04

Inherited Universe:

Universe: INTNMBR = 4

Universe Description: All completed 4th interviews

Question Text: In thinking about the length of today's survey, would you say that it was...

Type: Enumerated

Length: 1

Answer List: TRS04

Value:	Mnemonic:	Description:
1	VeryShort	Very short?
2	Short	Somewhat short?
3	Neither	Neither short nor long?
4	Long	Somewhat long?
5	VeryLong	Very long?

- Don't Know
- Refuse
- Empty

- On Input
- On Output

Array:

Special Instructions: Answer list items should be in bold black.

Skip Instructions: Exit BResearch block and goto DK_CHECK

Instrument SAS Name: RES04

Destination Data Set: FMIS

DK_CHECK

BLKAPPT.DK_CHECK

Field

Description: DK Follow-up?

Form Pane Label: DK Follow-up?

SAS Name:

Tag Name: DK_CHECK

Inherited Universe:

Universe: COMPLETE_FLAG = 1 AND NOCONTACT = 0 (Zero)

Universe Description:

Question Text: * Are there any Don't Know items that you need to callback for?

* Press Ctrl-M to review all Don't Knows

Type: Enumerated

Length: 1

Answer List: TYesNo

Value:	Mnemonic:	Description:
1	Yes	Yes
2	No	No

- Don't Know
- Refuse
- Empty

- On Input
- On Output

Array:

Skip Instructions: 1: Goto APPTDATE

2: Goto THANKYOU

Instrument SAS Name: DK_CHECK

Field

APPTDATE
BLKAPPT.APPTDATE

Description: Appointment Date

Form Pane Label: Appointment

SAS Name:

Tag Name: APPTDATE

Inherited Universe:

Universe: DK_CHECK = 1 OR

[(COMPLETE_FLAG <> 1) AND (BFront.START <> 3 and <> 4) AND
(NOCONTACT = 0 (zero)) AND EXITINTERVIEW <> 1 AND
BFront.REPLACE_VER2 <> 1]

Universe Description:

Question Text: I'd like to schedule a DATE to complete the ^APPT_Fill1.
What DATE AND TIME would be best to visit you again?

Enter date in the format MM/DD/YYYY Today is ^CurrentDate

^APPT_Fill2

Fills: CurrentDate

Instructions: Fill: Current Date in the format MM/DD/YYYY

Fills: APPT_Fill1

Instructions: IF DK_CHECK = 1 then fill "missing items"
ELSE fill "interview"

Fills: APPT_Fill2

Instructions: If DK_CHECK = 1 then fill "DK Items: Press Ctrl-M to review all Don't knows."
ELSE fill ' * Missing Sections: Press shift-F5 to view the status table. "

Type: Date

Length: 8

- Don't Know
- Refuse
- Empty

- On Input
- On Output

Array:

Special Instructions: Display date edit mask __/__/____

Skip Instructions: EMPTY,RF: Goto APPTOTH

```
DATE: IF apptdate.DAY > 1 or apptdate.DAY < 31 then goto
      CK_ApptDATE
      ELSEIF apptdate.MONTH < 1 or apptdate.MONTH > 12 then
            goto CK_ApptDate
      ELSEIF apptdate.YEAR < INTDATE.YEAR or apptdate.YEAR >
            INTDATE.YEAR + 1 then goto CK_ApptDate
      ELSEIF apptdate.MONTH <> INTPER[5:6] then goto
            CK_ApptMonth
      ELSEIF apptdate < SYSDATE then goto CK_ApptPast
      ELSE goto APPTIME
```

Instrument SAS Name: APPTDATE

Check

CK_ApptMonth
BLKAPPT.CK_ApptMonth

Description: Appointment month is not in the interview month

Inherited Universe:

Universe: SURVTYPE is not "T" AND
[(APPTDATE.MONTH <> INTPER[5:6]) AND APPTDATE <> EMPTY AND
APPTDATE <> RF]

Universe Description: Appointment month is not in the interview month

Text: ♦ Appointment date should be in the current interview month.

Check Instructions:

Type: Soft

Skip Instructions: S: Goto APPTIME

All others, go back to APPTDATE

CK_ApptPast

BLKAPPT.CK_ApptPast

Check

Description: Appointment is in the past

Inherited Universe:

Universe: SURVTYPE is not "T" AND
[APPTDATE < SYSDATE AND APPTDATE <> RF AND APPTDATE <> EMPTY]

Universe Description: Appointment day is before the current day

Text: ♦ [Appointment date cannot be in the past.](#)

Check Instructions:

Type: Hard

Skip Instructions: Go back to APPTDATE

Check

CK_ApptDate
BLKAPPT.CK_ApptDate

Description: Invalid date

Inherited Universe:

Universe: SURVTYPE is not "T" AND
[(apptdate.DAY < 1 or apptdate.DAY > 31) OR
(apptdate.MONTH < 1 or apptdate.MONTH > 12) OR
(apptdate.YEAR < INTDATE.YEAR or
apptdate.YEAR > INTDATE.YEAR + 1)]
AND apptdate<> RF AND apptdate<> EMPTY

Universe Description: Invalid date

Text: * [Invalid date entered](#)

Check Instructions:

Type: Hard

Skip Instructions: Go back to APPTDATE

APPTIME

Field

BLKAPPT.APPTIME

Description: Appointment time in the format HH:MM:AMPM

Form Pane Label: Appointment Time

SAS Name:

Tag Name: APPTIME

Inherited Universe:

Universe: APPTDATE = RESPONSE

Universe Description:

Question Text: What TIME would be best to visit you again?

Enter time in the format HH:MM AM/PM

Type: Time

Length: 7

- Don't Know
- Refuse
- Empty

- On Input
- On Output

Array:

Skip Instructions: IF (APPTDATE = SYSDATE) AND (APPTIME <= SYSTIME) then
goto CK_APPTIME

ELSE goto APPTOTH

Instrument SAS Name: APPTIME

Check

CK_APPTIME
BLKAPPT.CK_APPTIME

Description: Appointment time is in the past

Inherited Universe:

Universe: (APPTDATE = SYSDATE) AND (APPTTIME <= SYSTIME) AND
APPTTIME = RESPONSE

Universe Description: Appointment time is in the past

Text: * The appointment date is set for today, so the time must be later than the current time.

Check Instructions:

Type: Hard

Skip Instructions: Go back to APPTIME

APPTOTH

BLKAPPT.APPTOTH

Field

Description: Appointment Notes

Form Pane Label: Appointment Notes

SAS Name:

Tag Name: APPTOTH

Inherited Universe:

Universe: DK_CHECK = 1 OR [(COMPLETE_FLAG <> 1) AND
(BFront.START <> 3 and <> 4) AND (NOCONTACT = 0 (zero)) AND
EXITINTERVIEW <> 1 AND BFront.REPLACE_VER2 <> 1]

Universe Description:

Question Text: [✦ Enter any appointment notes](#)

Type: String

Length: 25

- Don't Know
- Refuse
- Empty

- On Input
- On Output

Array:

Special Instructions: NOTE: AskPhone2 is set in the outfile. Once phonenumber2 has been asked, AskPhone2 will be set to 1 so we do not continually ask for a second phone number.

Skip Instructions: IF AskPhone2 = EMPTY then goto PHONENUMBER2

ELSE goto THANKCB

Instrument SAS Name: APPTOTH

Field

THANKYOU
BLKAPPT.THANKYOU

Description: Thank you

Form Pane Label: Thank you

SAS Name:

Tag Name: THANKYOU

Inherited Universe:

Universe: (COMPLETE_FLAG = 1) AND (NOCONTACT = 0 (zero)) AND
(DK_CHECK = 2)

Universe Description:

Question Text: This concludes the interview. Thank you for your patience, and for taking the time to answer our questions.

Let me remind you that the information you provide is very valuable because it is used to update the Consumer Price Index, which is one of our nation's leading economic indicators.

That is why we sincerely appreciate your participation in this survey^Thankyou_FILL.

- ◆ Interview number: ^INTNMBR
- ◆ NOTE: Inform the respondent that a supervisor may call them to conduct re-interview.
Explain re-interview as needed.

Fills: Thankyou_FILL

Instructions: IF INTNMBR = 1-3 then fill " and look forward to your continued support when we contact you again in 3 months."
ELSE fill blank.

Fills: INTNMBR

Instructions: fill: INTNMBR

Type: Enumerated

Length: 1

Answer List: TContinue

Value:	Mnemonic:	Description:
1	Continue	Enter 1 to Continue

- Don't Know
- Refuse
- Empty

- On Input
- On Output

Store Instructions: Store 201 in OUTCOME and 21 in MARK

Array:

Skip Instructions: IF INTNMBR = 1-3 then goto QTRAPPT

ELSE goto HOW_INTV

Instrument SAS Name: THANKYOU

Field

QTRAPPT
BLKAPPT.QTRAPPT

Description: Next quarter appointment

Form Pane Label: Next quarter appointment

SAS Name:

Tag Name: QTRAPPT

Inherited Universe:

Universe: THANKYOU = 1 AND INTNMBR <> 4

Universe Description:

Question Text: Today is ^CurrentDate. I would like to return during the first week of ^Three_Months to conduct your next interview. What day and time works best with your schedule?

- Enter date and time of the next quarter appointment.
- Give respondent an appointment card with the filled-in date and time with Regional Office or Field Representative contact information.
- NOTE : If you are not making an appointment for the next interview, press Enter.

Fills: CurrentDate

Instructions: Fill: Current Date in the format MM/DD/YYYY

Fills: Three_Months

Instructions: Three_Months = three months after the current interview month

Calculated by taking the INTPER from record type 10 to come up with the base month to start from.

Type: String

Length: 25

- Don't Know
- Refuse
- Empty

- On Input
- On Output

Array:

Skip Instructions: IF AskPhone2 = EMPTY then goto PHONENUMBER2

ELSE goto HOW_INTV

Instrument SAS Name: QTRAPPT

Destination Data Set: FMIS

Field

PHONENUMBER2
BLKAPPT.PHONENUMBER2

Description: Secondary telephone #

Form Pane Label: Secondary telephone #

SAS Name:

Tag Name: PHONENUMBER2

Inherited Universe:

Universe: [(DK_CHECK = 1 or (COMPLETE_FLAG <> 1 and
(BFront.START <> 3 and <> 4) and NOCONTACT = 0 (zero) and
EXITINTERVIEW <> 1 and BFront.REPLACE_VER2 <> 1)) or
(THANKYOU = 1 and INTNMBR <> 4)] AND AskPhone2 = EMPTY

Universe Description: Appointment date or next quarter appointment fields came up and we have not already asked for a second phone/email

Question Text: ♦ [Ask or verify, if necessary.](#)

In case I need to contact you about this appointment, is there ^another phone number and/or e-mail where I can reach you?

♦ [Enter phone number or 0 for None/Refused](#)

Fills: another

Instructions: IF PHONENUMBER = EMPTY then fill "a"
ELSE fill "a secondary"

Type: String

Length: 15

Don't Know
 Refuse
 Empty

On Input
 On Output

Array:

Special Instructions: 1. Use the phone number edit mask.

2. IF PHONENUMBER2 <> 0 and PHONENUMBER2 = RESPONSE then
set SPHONE = PHONENUMBER2 [1:10]

```
set SPHEXT = PHONENUMBER2 [11:15]
set PHONENUM2 = PHONENUMBER2 [1:10]
set EXTN2 = PHONENUM2 [11:15]
ELSEIF PHONENUMBER2 = 0 AND PHONENUMBER2 = RESPONSE then
  Set SPHONE = EMPTY
  Set SPHEXT = EMPTY
  Set PHONETYP2 = EMPTY
  set PHONENUM2 = EMPTY
  set EXTN2 = EMPTY
  set PHTYP2 = EMPTY
  set SPHONE_Fill = EMPTY
  set SPHEXT_Fill = EMPTY
  set PHTYP2_Fill = EMPTY
```

Skip Instructions: IF PHONENUMBER2 lt 10 digits and <> 0 then goto CK_PHONENUMBER2

```
ELSEIF PHONENUMBER2 = 0 then goto EMAILADDR
```

```
ELSE goto PHTYP2
```

Instrument SAS Name: PHONENUMBER2

Check

CK_PHONENUMBER2
BLKAPPT.CK_PHONENUMBER2

Description: phone number less than 10 digits

Inherited Universe:

Universe: PHONENUMBER2 lt 10 digits AND
(PHONENUMBER2 <> 0 and <> DK and <> RF)

Universe Description:

Text: * [Entry cannot be less than 10 digits](#)

Check Instructions:

Type: Hard

Skip Instructions: Go back to PHONENUMBER2

PHTYP2

Field

BLKAPPT.PHTYP2

Description: Phone Type for second phone number

Form Pane Label: Phone Type

SAS Name:

Tag Name: PHTYP2

Inherited Universe:

Universe: PHONENUMBER2 <> 0

Universe Description: Valid phone number entered in PHONENUMBER2

Question Text: ♦ Is this a home, work, or cell number?

Type: Enumerated

Length: 1

Answer List: TPHTYP

Value:	Mnemonic:	Description:
1	Home	Home
2	Work	Work
3	Cell	Cell

- Don't Know
- Refuse
- Empty

- On Input
- On Output

Store Instructions: IF PHTYP2 = 1, 2 or 3 then set PHONETYP2 = PHTYP2
ELSEIF PHTYP2 = DK or RF then set PHONETYP2 = EMPTY

Array:

Skip Instructions: Goto EMAILADDR

Instrument SAS Name: PHTYP2

Field

EMAILADDR
BLKAPPT.EMAILADDR

Description: Household E-Mail Address

Form Pane Label: E-Mail Address

SAS Name:

Tag Name: EMAILADDR

Inherited Universe:

Universe: [(DK_CHECK = 1 or (COMPLETE_FLAG <> 1 and
(BFront.START <> 3 and <> 4) and NOCONTACT = 0 (zero) and
EXITINTERVIEW <> 1 and BFront.REPLACE_VER2 <> 1)) or
(THANKYOU = 1 and INTNMBR <> 4)] AND AskPhone2 = EMPTY

Universe Description:

Question Text: * Enter E-Mail or press ENTER for None/Same

Type: String

Length: 80

- Don't Know
- Refuse
- Empty

- On Input
- On Output

Store Instructions: IF EMAILADDR = RESPONSE then Set EMAILADDRESS = EMAILADDR

IF EMAILADDR = NONRESPONSE then set EMAILADDRESS = EMPTY

Array:

Skip Instructions: IF THANKYOU = 1 then goto HOW_INTV

ELSE goto THANKCB

Instrument SAS Name: EMAILADDR

THANKCB

BLKAPPT.THANKCB

Field

Description: Appointment Thank you

Form Pane Label: CB Thank you

SAS Name:

Tag Name: THANKCB

Inherited Universe:

Universe: [(COMPLETE_FLAG <> 1) AND (BFront.START <> 3 and <> 4) AND
(NOCONTACT = 0 (zero)) AND EXITINTERVIEW <> 1 AND
BFront.REPLACE_VER2 <> 1]
OR DK_CHECK = 1

Universe Description:

Question Text: ^THANKCB_Fill

✦ [Revisit: ^Appt_Fill](#)

Fills: THANKCB_Fill

Instructions: IF APPTDATE = RESPONSE then fill "Thank you, I will come back at the time suggested."
ELSE fill "Thank you for your time."

Fills: Appt_Fill

Instructions: IF APPTDATE = RF then fill "REFUSED"
ELSE fill entry in APPTDATE and APPTIME

Type: Enumerated

Length: 1

Answer List: TContinue

Value:	Mnemonic:	Description:
1	Continue	Enter 1 to Continue

- Don't Know
- Refuse
- Empty

-
- On Input
 - On Output

Store Instructions: IF DK_CHECK = 1 OR [(COMPLETE_FLAG <> 1) AND (BFront.START <> 3 and <> 4) AND (NOCONTACT = 0 (zero)) AND EXITINTERVIEW <> 1 AND BFront.REPLACE_VER2 <> 1] THEN:

IF (APPTDATE = RESPONSE, EMPTY or RF) AND COMPLETE_FLAG <> 1
then set OUTCOME = 202

IF (APPTDATE = RESPONSE, EMPTY or RF) AND MARKTWO = '02'
AND COMPLETE_FLAG <> 1 then set OUTCOME = 204
END

IF THANKCB = 1 AND DK_CHECK = 1 then
set OUTCOME = 206
set MARK = 16 {DK follow-up needed}

Array:

Skip Instructions: Goto VERIFY_INFO

Instrument SAS Name: THANKCB

THANK2

BLKAPPT.THANK2

Field

Description: Thank you for noninterviews

Form Pane Label: Thankyou

SAS Name:

Tag Name: THANK2

Inherited Universe:

Universe: BCoverage.NONTYP = 1-3

Universe Description:

Question Text: Thank you for your time. You've been very helpful.

NOTE: Inform the respondent that a supervisor may call them to conduct re-interview. Explain re-interview as needed.

* Interview number: ^INTNMBR

Fills: INTNMBR

Instructions: fill: INTNMBR

Type: Enumerated

Length: 1

Answer List: TContinue

Value:	Mnemonic:	Description:
1	Continue	Enter 1 to Continue

- Don't Know
- Refuse
- Empty

- On Input
- On Output

Array:

Skip Instructions: Goto TELPV

Instrument SAS Name: THANK2

TRANS

BLKAPPT.TRANS

Field

Description: Ready to Transmit Case

Form Pane Label: Transmit Case

SAS Name:

Tag Name: TRANS

Inherited Universe:

Universe: START = 3 AND COMPLETE_FLAG <> 1

Universe Description: Ready to transmit selected at the START screen and the case is not complete

Question Text:

✦ Are you ready to transmit this case?

Type: Enumerated

Length: 1

Answer List: TYesNo

Value:	Mnemonic:	Description:
1	Yes	Yes
2	No	No

- Don't Know
- Refuse
- Empty

- On Input
- On Output

Array:

Skip Instructions: 1: Goto MISS_SEC

2: Goto VERIFY_INFO

Instrument SAS Name: TRANS

Field

MISS_SEC
BLKAPPT.MISS_SEC

Description: Why sections were missed

Form Pane Label: Reason partial data

SAS Name: MISS_SEC

Tag Name: MISS_SEC

Inherited Universe:

Universe: TRANS = 1

Universe Description:

Question Text: No survey data were collected for a required section(s).

✦ Press F5 to view status table

Enter the reason that best describes why survey data was not collected.

Type: String

Length: 30

- Don't Know
- Refuse
- Empty

- On Input
- On Output

Store Instructions: Store 203 in outcome

Array:

Skip Instructions: Goto HOW_INTV

Instrument SAS Name: MISS_SEC

Destination Data Set: FMIS

HOW_INTV

BLKAPPT.HOW_INTV

Field

Description: method of interview

Form Pane Label: How interviewed

SAS Name: HOW_INTV

Tag Name: HOW_INTV

Inherited Universe:

Universe: [(COMPLETE_FLAG = 1) AND (NOCONTACT = 0) AND (DK_CHECK = 2)] OR
THANKYOU = 1 OR TRANS = 1

Universe Description:

Question Text: * How did you collect the data for this ^FIRSTFIFTH interview for this household?

Fills: FIRSTFIFTH

Instructions: If INTNMBR = 01 then fill "first"

If INTNMBR = 02 then fill "second"

If INTNMBR = 03 then fill "third"

If INTNMBR = 04 then fill "fourth"

Type: Enumerated

Length: 1

Answer List: THowint

Value:	Mnemonic:	Description:
1	HI1	Personal visit for all sections
2	HI2	Personal visit for all sections, but telephone followup for some questions
3	HI3	Personal visit for more than half of the sections, the rest by telephone
4	HI4	Equally split between personal visit and telephone
5	HI5	Telephone for more than half of the sections, the rest by personal visit
6	HI6	Telephone for all sections

- Don't Know
- Refuse
- Empty

- On Input
- On Output

Array:

Skip Instructions: 1,6: Goto SNGL_INT

2: Goto TEL_RESN

3,4,5: Goto TEL_SECT

Instrument SAS Name: HOW_INTV

Destination Data Set: FMIS

SNGL_INT
BLKAPPT.SNGL_INT

Field

Description: single interview

Form Pane Label: Single interview

SAS Name: SNGL_INT

Tag Name: SNGL_INT

Inherited Universe:

Universe: HOW_INTV = 1 or 6

Universe Description:

Question Text: ♦ Were you able to conduct the interview in a single ^VISITCALL?

Fills: VISITCALL

Instructions: If HOW_INTV = 1, fill "visit"
If HOW_INTV = 6, fill "call"

Type: Enumerated

Length: 1

Answer List: TYesNo

Value:	Mnemonic:	Description:
1	Yes	Yes
2	No	No

- Don't Know
- Refuse
- Empty

- On Input
- On Output

Array:

Skip Instructions: IF HOW_INTV = 6 then goto TEL_RESN
ELSE goto TRVLTIME

Instrument SAS Name: SNGL_INT

Destination Data Set: FMIS

Field

TEL_SECT
BLKAPPT.TEL_SECT

Description: Sections collected by telephone

Form Pane Label: Sections by telephone

SAS Name:

Tag Name: TEL_SECT

Inherited Universe:

Universe: HOW_INTV <> 2

Universe Description:

Question Text: ♦ Which of these sections did you collect entirely by telephone?

Enter all that apply, separate with commas.

Do not select 6 or 7 if any part of the section was collected in person.

Type: Set

Max Number of Values: 10

Length: 2

Answer List: TTelsect

Value:	Mnemonic:	Description:
1	ts1	Sections 2 and 3 Housing - rent, mortgage, home equity loans.
2	ts2	Section 4 Utilities/Communications (electricity, heating, telephone, cable, internet).
3	ts3	Section 6 Appliances
4	ts4	Section 8 Home Furnishings
5	ts5	Section 9 Clothing
6	ts6	Sections 10, 11, and 12 Vehicle Expenses
7	ts7	Sections 13 and 15 Insurance
8	ts8	Section 14 Medical/Health Expenses
9	ts9	Section 18 Trips and Vacations
10	ts10	Section 21 Work Experience and Income

- Don't Know
- Refuse
- Empty

-
- On Input
 - On Output

Store Instructions: IF 1 is selected then set TELSCT01 = 1
ELSE set TELSECT01 = EMPTY

IF 2 is selected then set TELSCT02 = 2
ELSE set TELSECT02 = EMPTY

IF 3 is selected then set TELSCT03 = 3
ELSE set TELSECT03 = EMPTY

IF 4 is selected then set TELSCT04 = 4
ELSE set TELSECT04 = EMPTY

IF 5 is selected then set TELSCT05 = 5
ELSE set TELSECT05 = EMPTY

IF 6 is selected then set TELSCT06 = 6
ELSE set TELSECT06 = EMPTY

IF 7 is selected then set TELSCT07 = 7
ELSE set TELSECT07 = EMPTY

IF 8 is selected then set TELSCT08 = 8
ELSE set TELSECT08 = EMPTY

IF 9 is selected then set TELSCT09 = 9
ELSE set TELSECT09 = EMPTY

IF 10 is selected then set TELSCT10 = 10
ELSE set TELSECT10 = EMPTY

Array:

Skip Instructions: Goto TEL_RESN

Instrument SAS Name: TEL_SECT

Destination Data Set: FMIS

Field

TEL_RESN
BLKAPPT.TEL_RESN

Description: Reason for telephone interview

Form Pane Label: Reason for telephone

SAS Name: TEL_RESN

Tag Name: TEL_RESN

Inherited Universe:

Universe: HOW_INTV = 2-6

Universe Description:

Question Text: ♦ What was the main reason for collecting data by telephone?

Type: Enumerated

Length: 1

Answer List: TTelresn

Value:	Mnemonic:	Description:
1	Tr1	Barriers to reaching the sample unit (i.e., doorman, security, dog).
2	Tr2	Collecting data from additional respondent(s) in household
3	Tr3	Excessive distance or travel time to sample unit.
4	Tr4	Respondent called FR to do interview.
5	Tr5	Respondent only available by telephone (scheduling issues).
6	Tr6	Respondent refused personal visit.
7	Tr7	Respondent requested telephone interview.
8	Tr8	Other (Specify).

- Don't Know
- Refuse
- Empty

- On Input
- On Output

Array:

Skip Instructions: 1-7: Goto TRVLTIME

8: Goto OTHTLRSN

Instrument SAS Name: TEL_RESN

Destination Data Set: FMIS

Field

OTHTLRSN
BLKAPPT.OTHTLRSN

Description: specify

Form Pane Label: Other reason- specify

SAS Name: OTHTLRSN

Tag Name: OTHTLRSN

Inherited Universe:

Universe: TEL_RESN = 8

Universe Description:

Question Text: * Specify

Type: String

Length: 30

- Don't Know
- Refuse
- Empty

- On Input
- On Output

Array:

Skip Instructions: Goto TRVLTIME

Instrument SAS Name: OTHTLRSN

Destination Data Set: FMIS

TELPV

Field

BLKAPPT.TELPV

Description: MOST of the data by telephone or PV

Form Pane Label: Telephone or PV

SAS Name: TELPV

Tag Name: TELPV

Inherited Universe:

Universe: BCoverage.NONTYP = 1, 2 or 3

Universe Description:

Question Text: * How did you collect MOST of the data for this case?
(Include follow-ups)

Type: Enumerated

Length: 1

Answer List: TTELPV

Value:	Mnemonic:	Description:
1	Visit	By personal visit
2	Phone	By phone

- Don't Know
- Refuse
- Empty

- On Input
- On Output

Array:

Skip Instructions: Goto TRVLTIME

Instrument SAS Name: TELPV

Destination Data Set: FMIS

Field

TRVLTIME
BLKAPPT.TRVLTIME

Description: Total travel time

Form Pane Label: Travel Time

SAS Name: TRVLTIME

Tag Name: TRVLTIME

Inherited Universe:

Universe: TELPV = RESPONSE OR HOW_INTV = RESPONSE

Universe Description: Ask for interviews and non-interviews

Question Text: * FOR BLS RESEARCH ONLY

We would like to understand the time required to collect CEQ interviews.
Your responses will be used for sample planning and research only, and will not be used for evaluation.

What was the TOTAL time (in minutes) you spent this month to complete this interview for:

Traveling to and from the sample unit?
Exclude travel from another sample unit.

Type: Integer

Length: 3

Min: 0

Max: 999

- Don't Know
- Refuse
- Empty

- On Input
- On Output

Array:

Skip Instructions: 0-240: Goto INTVTIME

241-999: Goto CK_TRVLTIME

Instrument SAS Name: TRVLTIME

Destination Data Set: FMIS

Check

CK_TRVLTIME
BLKAPPT.CK_TRVLTIME

Description: Verify total travel time

Inherited Universe:

Universe: TRVLTIME = 241-999

Universe Description: Total travel time spent on case over 240 minutes

Text: ♦ Total travel time was more than 4 hours.

If correct press S, else press Enter to change travel time.

Check Instructions:

Type: Soft

Skip Instructions: S: Goto INTVTIME

All others, go back to TRVLTIME

INTVTIME

BLKAPPT.INTVTIME

Field

Description: Total time spent interviewing the respondent

Form Pane Label: Interview Time

SAS Name: INTVTIME

Tag Name: INTVTIME

Inherited Universe:

Universe: TELPV = RESPONSE OR HOW_INTV = RESPONSE

Universe Description: Ask for interviews and non-interviews

Question Text: ✦ FOR BLS RESEARCH ONLY

What was the TOTAL time (in minutes) you spent this month to complete this interview for:
Interviewing the respondent?

Type: Integer

Length: 3

Min: 0

Max: 999

- Don't Know
- Refuse
- Empty

- On Input
- On Output

Array:

Skip Instructions: 0-240: Goto OTHTIME

241-999: Goto CK_INTVTIME

Instrument SAS Name: INTVTIME

Destination Data Set: FMIS

Check

CK_INTVTIME
BLKAPPT.CK_INTVTIME

Description: Verify total interview time

Inherited Universe:

Universe: INTVTIME = 241-999

Universe Description: Total interview time spent on case over 240 minutes

Text: ♦ Total time spent interviewing the respondent was more than 4 hours.

If correct press S, else press Enter to change interview time.

Check Instructions:

Type: Soft

Skip Instructions: S: Goto OTHTIME

All others, go back to INTVTIME

OTHTIME

BLKAPPT.OTHTIME

Field

Description: Other time spent on case

Form Pane Label: Other Time

SAS Name: OTHTIME

Tag Name: OTHTIME

Inherited Universe:

Universe: TELPV = RESPONSE OR HOW_INTV = RESPONSE

Universe Description: Ask for interviews and non-interviews

Question Text: ✦ FOR BLS RESEARCH ONLY

What was the TOTAL time (in minutes) you spent this month to complete this interview for:

All other activities, such as non-interview contact attempts, finding phone numbers, or closing the case?

Type: Integer

Length: 3

Min: 0

Max: 999

- Don't Know
- Refuse
- Empty

- On Input
- On Output

Array:

Skip Instructions: 0-240: IF Bcoverage.NONTYP = 1 AND SECTCOMP[2 or 3] = 1 AND
BCeintro.CE_INTRO = 1 then goto RESPON
ELSEIF BCoverage.NONTYP = 1-3 then goto DONE
ELSE goto CONVREF

241-999: Goto CK_OTHTIME

Instrument SAS Name: OTHTIME

Destination Data Set: FMIS

CK_OTHTIME
BLKAPPT.CK_OTHTIME

Check

Description: Verify total other time

Inherited Universe:

Universe: OTHTIME = 241-999

Universe Description: Total other time spent on case over 240 minutes

Text: * Total time spent on other things was more than 4 hours.

If correct press S, else press Enter to change other time.

Check Instructions:

Type: Soft

Skip Instructions: S: IF Bcoverage.NONTYP = 1 AND SECTCOMP[2 or 3] = 1 AND
BCeintro.CE_INTRO = 1 then goto RESPON
ELSEIF BCoverage.NONTYP = 1-3 then goto DONE
ELSE goto CONVREF

All others, go back to OTHTIME

Field

CONVREF
BLKAPPT.CONVREF

Description: Is this a converted refusal

Form Pane Label: Converted Refusal

SAS Name: CONVREF

Tag Name: CONVREF

Inherited Universe:

Universe: (COMPLETE_FLAG = 1) AND (NOCONTACT = 0) AND (DK_CHECK = 2)

Universe Description:

Help Screen: H_CNREF

Question Text: ? [F1]

• Was this a converted refusal?

Type: Enumerated

Length: 1

Answer List: TYesNo

Value:	Mnemonic:	Description:
1	Yes	Yes
2	No	No

- Don't Know
- Refuse
- Empty

- On Input
- On Output

Array:

Skip Instructions: Goto RESPON

Instrument SAS Name: CONVREF

Destination Data Set: FMIS

RESPON

BLKAPPT.RESPON

Field

Description: Line number of MAIN respondent

Form Pane Label: Main Respondent

SAS Name: RESPON

Tag Name: RESPON

Inherited Universe:

Universe: (CONVREF = 1 or 2) OR
(BCoverage.NONTYP = 1 and (SECTCOMP[2] = 1 or SECTCOMP[3] = 1) and
BCeintro.CE_INTRO = 1)

Universe Description:

Question Text: * Enter the line number of the MAIN respondent.

Type: Enumerated

Length: 2

Answer List: TNAME30_95

Value:	Mnemonic:	Description:
1	n01	^NAME[1]
2	n02	^NAME[2]
3	n03	^NAME[3]
4	n04	^NAME[4]
5	n05	^NAME[5]
6	n06	^NAME[6]
7	n07	^NAME[7]
8	n08	^NAME[8]
9	n09	^NAME[9]
10	n10	^NAME[10]
11	n11	^NAME[11]
12	n12	^NAME[12]
13	n13	^NAME[13]
14	n14	^NAME[14]
15	n15	^NAME[15]
16	n16	^NAME[16]
17	n17	^NAME[17]

18	n18	^NAME[18]
19	n19	^NAME[19]
20	n20	^NAME[20]
21	n21	^NAME[21]
22	n22	^NAME[22]
23	n23	^NAME[23]
24	n24	^NAME[24]
25	n25	^NAME[25]
26	n26	^NAME[26]
27	n27	^NAME[27]
28	n28	^NAME[28]
29	n29	^NAME[29]
30	n30	^NAME[30]
95	Proxy	Proxy Respondent

- Don't Know
- Refuse
- Empty

- On Input
- On Output

Array:

Special Instructions: Do not displayed non-household members, persons under 15, non-CU members, deleted or deceased persons in the answer list.

NOTE: RESPON SHOULD come up for one person HH in case of proxy respondent

Skip Instructions: If (BControlcard.TUnit1.Person.HH_MEM[RESPON] = 2) OR
(BControlcard.TUnit2.Person.AGERNG[RESPON] = 1) OR
(BControlcard.TUnit1.Person.PERSTAT[RESPON] = 7, 8 or 99) OR
(BControlcard.TUnit1.Person.MEMBSTAT[RESPON] = 1, 3 or 5)
then goto CK_RESPON

ELSE goto OTHRSP

Instrument SAS Name: RESPON

Destination Data Set: FMIS

CK_RESPON
BLKAPPT.CK_RESPON

Check

Description: Invalid Line number

Inherited Universe:

Universe: (BControlcard.TUnit1.Person.HH_MEM[RESPON] = 2) OR \
(BControlcard.TUnit2.Person.AGERNG[RESPON] = 1) OR\
(BControlcard.TUnit1.Person.PERSTAT[RESPON] = 7, 8 or 99) OR\
(BControlcard.TUnit1.Person.MEMBSTAT[RESPON] = 1, 3 or 5)

Universe Description:

Text: [Must be a valid line number](#)

Check Instructions:

Type: Hard

Skip Instructions: Go back to RESPON

Field

OTHRSP
 BLKAPPT.OTHRSP

Description: Other Respondents

Form Pane Label: Other respondents

SAS Name: OTHRSP

Tag Name: OTHRSP

Inherited Universe:

Universe: RESPON = 1-30 or 95

Universe Description:

Question Text: * Enter the line number of ALL OTHER respondents.

Enter 0 For None

(Display Names of persons in the household)

Type: Set

Max Number of Values: 30

Length: 2

Answer List: Tothrespname30

Value:	Mnemonic:	Description:
0	n00	None
1	n01	^NAMEonly(1)
2	n02	^NAMEonly(2)
3	n03	^NAMEonly(3)
4	n04	^NAMEonly(4)
5	n05	^NAMEonly(5)
6	n06	^NAMEonly(6)
7	n07	^NAMEonly(7)
8	n08	^NAMEonly(8)
9	n09	^NAMEonly(9)
10	n10	^NAMEonly(10)
11	n11	^NAMEonly(11)
12	n12	^NAMEonly(12)
13	n13	^NAMEonly(13)

14	n14	^NAMEonly(14)
15	n15	^NAMEonly(15)
16	n16	^NAMEonly(16)
17	n17	^NAMEonly(17)
18	n18	^NAMEonly(18)
19	n19	^NAMEonly(19)
20	n20	^NAMEonly(20)
21	n21	^NAMEonly(21)
22	n22	^NAMEonly(22)
23	n23	^NAMEonly(23)
24	n24	^NAMEonly(24)
25	n25	^NAMEonly(25)
26	n26	^NAMEonly(26)
27	n27	^NAMEonly(27)
28	n28	^NAMEonly(28)
29	n29	^NAMEonly(29)
30	n30	^NAMEonly(30)
95	n95	Proxy respondent

- Don't Know
- Refuse
- Empty

- On Input
- On Output

Array:

Special Instructions: Do not displayed non-household members, persons under 15, non-CU members, deleted or deceased persons in the answer list.

NOTE: The first entry will be stored in OTHRSP1, the second in OTHRSP2, up to OTHRSP30

Skip Instructions: IF OTHRSP = RESPON then goto CK_OTHRSP
ELSEIF (BControlcard.Tunit1.Person.FNAME[Othrsp] = 999 or EMPTY) or
(BControlcard.Tunit1.Person.HH_MEM[othrsp] = 2) OR
(BControlcard.Tunit1.Person.MEMBSTAT[othrsp] = 1, 3 or 5)
OR (BControlcard.Tunit1.Person.PERSTAT[othrsp] = 7, 8 or 99) then goto CK2_OTHRSP
ELSEIF 0 is selected with other answer list options then
goto CK3_OTHRSP
ELSE goto USERECS

Instrument SAS Name: OTHRSP

Destination Data Set: FMIS

CK_OTHRSP
BLKAPPT.CK_OTHRSP

Check

Description: Other respondent cannot be the MAIN respondent

Inherited Universe:

Universe: OTHRSP = RESPON

Universe Description:

Text: ♦ [Already selected as main respondent.](#)

Check Instructions:

Type: Hard

Skip Instructions: Go back to OTHRSP

Check

CK2_OTHRSP
BLKAPPT.CK2_OTHRSP

Description: Invalid Line number

Inherited Universe:

Universe: (BControlcard.TUnit1.Person.HH_MEM[othrsp] = 2) OR \
(BControlcard.TUnit2.Person.FNAME[othrsp] = 999 or EMPTY) OR\
(BControlcard.TUnit1.Person.PERSTAT[othrsp] = 7, 8 or 99) OR\
(BControlcard.TUnit1.Person.MEMBSTAT[othrsp] = 1, 3 or 5)

Universe Description:

Text: [Must be a valid line number](#)

Check Instructions:

Type: Hard

Skip Instructions: Go back to OTHRSP

CK3_OTHRSP
BLKAPPT.CK3_OTHRSP

Check

Description: None selected with other options

Inherited Universe:

Universe: (OTHRSP[1] = 9 and OTHRSP[2] = 1-30,95) OR\
OTHRSP[2]-[30] = 9

Universe Description: None selected with other values

Text: * You have selected NONE and another member.

Check Instructions:

Type: Hard

Skip Instructions: Go back to OTHRSP

Field

USERECS
BLKAPPT.USERECS

Description: Were records used in answering questions

Form Pane Label: Records Used

SAS Name: RECORDS

Tag Name: USERECS

Inherited Universe:

Universe: (CONVREF = 1 or 2) OR (OTHRSP = RESPONSE)

Universe Description:

Question Text: * In this interview, how often did the respondent consult records?

Type: Enumerated
Length: 1

Answer List: TUSERECS

Value:	Mnemonic:	Description:
1	Always	Always or almost always
2	Mostly	Most of the time
3	Occasionally	Occasionally or used at least one record
4	Never	Never, no records used

- Don't Know
- Refuse
- Empty

- On Input
- On Output

Array:

Skip Instructions: 1-3: Goto TYPERECS

4: IF (INTNMBR = 4 or HOMEFILE8500 = 1) then
goto INFOBOOK
ELSE goto HOMEFILE

Instrument SAS Name: USERECS

Destination Data Set: FMIS

Field

TYPERECS
BLKAPPT.TYPERECS

Description: Types of records used

Form Pane Label: Type of Records used

SAS Name: TYPERECS

Tag Name: TYPERECS

Inherited Universe:

Universe: USERECS = 1-3

Universe Description:

Question Text: * What types of bills, receipts, or records did the respondent(s) use to answer expenditure questions?

Enter all that apply, separate with commas.

Type: Set

Max Number of Values: 9

Length: 1

Answer List: TYPERECS

Value:	Mnemonic:	Description:
1	Bills	Bills
2	Checkbook	Checkbook ledger or check stubs
3	Canceledc	Personal finance or budgeting software records
4	Receipts	Receipts or e-mail receipts
5	HomeFil	Home file (provided by Census Bureau)
6	Contracts	Contracts or agreements
7	Bank	Credit card, bank, or online bill-paying statements
8	Paystub	Pay stub
9	Other	Other- specify

- Don't Know
- Refuse
- Empty

- On Input
- On Output

Store Instructions: If 1 is selected, store 1 in TYPEREC1
If 2 is selected, store 2 in TYPEREC2
If 3 is selected, store 3 in TYPEREC3
If 4 is selected, store 4 in TYPEREC4
If 5 is selected, store 5 in TYPEREC5
If 6 is selected, store 6 in TYPEREC6
If 7 is selected, store 7 in TYPEREC7
If 8 is selected, store 8 in TYPEREC8
If 9 is selected, store 9 in TYPEREC9

Array:

Skip Instructions: 1-8: Goto RSECTN

9: Goto SPECRECS

Instrument SAS Name: TYPERECS

Destination Data Set: FMIS

Field

SPECRECS
BLKAPPT.SPECRECS

Description: specify

Form Pane Label: Specify records

SAS Name: SPECRECS

Tag Name: SPECRECS

Inherited Universe:

Universe: 9 selected in TYPERECS

Universe Description:

Question Text: * Specify

Type: String

Length: 30

- Don't Know
- Refuse
- Empty

- On Input
- On Output

Array:

Skip Instructions: Goto RSECTN

Instrument SAS Name: SPECRECS

Destination Data Set: FMIS

RSECTN

Field

BLKAPPT.RSECTN

Description: Sections where records were used

Form Pane Label: Specify Sections

SAS Name:

Tag Name: RSECTN

Inherited Universe:

Universe: USERECS = 1, 2 or 3

Universe Description: Records used to answer expenditure questions.

Question Text: * Which of these sections did the respondent(s) use bills, receipts, or other resources to answer expenditure questions?

* Enter all that apply, separate with commas.

Type: Set

Max Number of Values: 22

Length: 2

Answer List: TRSECTN

Value:	Mnemonic:	Description:
1	SECT1	Section 1 - General Housing Characteristics
2	SECT2	Section 2 - Rental Living Quarters
3	SECT3	Sections 3 - Owned Living Quarters & Other Owned Real Estate
4	SECT4	Section 4 - Utilities and Fuels
5	SECT5	Section 5 - Construction, Repairs, Alterations, and Maintenance of Property
6	SECT6	Section 6 - Appliances, Household Equipment, and Other Selected Items
7	SECT7	Section 7 - Household Item Repairs, Service Contracts, and Extended Warranties
8	SECT8	Section 8 - Home Furnishings and Related Household Items
9	SECT9	Section 9 - Clothing and Clothing Services
10	SECT10	Section 10 - Rented and Leased Vehicles
11	SECT11	Section 11 - Owned vehicles
12	SECT12	Section 12 - Vehicle Operating Expenses
13	SECT13	Section 13 - Health Insurance

14	SECT14	Section 14 - Medical and Health Expenses
15	SECT15	Section 15 - Insurance Other than Health
16	SECT16	Section 16 - Educational Expenses
17	SECT17	Section 17 - Subscriptions, Memberships, Books, and Entertainment Expenses
18	SECT18	Section 18 - Trips and Vacations
19	SECT19	Section 19 - Miscellaneous Expenses
20	SECT20	Section 20 - Expense Patterns for Selected Goods and Services
21	SECT21	Section 21 - Work Experience and Income
22	SECT22	Section 22 - Assets and Liabilities

- Don't Know
- Refuse
- Empty

- On Input
- On Output

Array:

Skip Instructions: IF (INTNMBR = 4 or HOMEFILE8500 = 1) then goto INFOBOOK

ELSE goto HOMEFILE

Instrument SAS Name: RSECTN

Destination Data Set: FMIS

HOMEFILE

Field

BLKAPPT.HOMEFILE

Description: Was a home file given

Form Pane Label: Home File

SAS Name: HOMEFILE

Tag Name: HOMEFILE

Inherited Universe:

Universe: [(TYPERECS = RESPONSE) OR USERECS = 4] AND INTNMBR <> 4 AND HOMEFILE8500 <> 1

Universe Description:

Question Text:

✦ Did you give the respondent a Home File this quarter?

Type: Enumerated

Length: 1

Answer List: TYesNo

Value:	Mnemonic:	Description:
1	Yes	Yes
2	No	No

- Don't Know
- Refuse
- Empty

- On Input
- On Output

Array:

Skip Instructions: Goto INFOBOOK

Instrument SAS Name: HOMEFILE

Destination Data Set: FMIS

Field

INFOBOOK
BLKAPPT.INFOBOOK

Description: Was the info book used

Form Pane Label: Info Book Used

SAS Name: INFOBOOK

Tag Name: INFOBOOK

Inherited Universe:

Universe: USERECS = 1, 2, 3 or 4

Universe Description:

Question Text:

- In the interview, how often did the respondent consult the information booklet?
- If reading the book to the respondent, enter 5.

Type: Enumerated

Length: 1

Answer List: TINFOBOOK

Value:	Mnemonic:	Description:
1	ALWAYS	Almost always (90% of the time or more)
2	MOSTOFTHETIME	Most of the time (50% to 89% of the time)
3	OCCASIONALLY	Occasionally (10% to 49% of the time)
4	NEVERORALMOSTNEVER	almost never (less than 10% of the time)
5	NOINFOBOOKLET	The respondent did not have access to the information booklet.

- Don't Know
- Refuse
- Empty

- On Input
- On Output

Array:

Skip Instructions: Goto LANGUAGE

Instrument SAS Name: INFOBOOK

Destination Data Set: FMIS

Field

LANGUAGE
BLKAPPT.LANGUAGE

Description: What language the interview was conducted

Form Pane Label: Language

SAS Name: LANGUAGE

Tag Name: LANGUAGE

Inherited Universe:

Universe: INFOBOOK = 1-5

Universe Description:

Question Text:

• In what language was the interview conducted?

Type: Enumerated

Length: 1

Answer List: TLANG

Value:	Mnemonic:	Description:
1	English	English
2	Spanish	Spanish
3	Other	Other - specify

- Don't Know
- Refuse
- Empty

- On Input
- On Output

Array:

Skip Instructions: 1,2: Goto VERIFY_INFO

3: Goto LANG_SP

Instrument SAS Name: LANGUAGE

Destination Data Set: FMIS

LANG_SP
BLKAPPT.LANG_SP

Field

Description: Language conducted - specify

Form Pane Label: Lang Specify

SAS Name: LANG_SP

Tag Name: LANG_SP

Inherited Universe:

Universe: LANGUAGE = 3

Universe Description:

Question Text: * Specify

Type: String

Length: 30

- Don't Know
- Refuse
- Empty

- On Input
- On Output

Array:

Skip Instructions: Goto VERIFY_INFO

Instrument SAS Name: LANG_SP

Destination Data Set: FMIS

Field

VERIFY_INFO
BLKAPPT.VERIFY_INFO

Description:

Form Pane Label: Verify Info

SAS Name:

Tag Name: VERIFY_INFO

Inherited Universe:

Universe: REPLACESPAWN <> 1 AND BFront.REPLACE_VER2 <> 1

Universe Description:

Question Text:

- Verify/change any of the information listed below

Phone number: (^AREA) ^NUMBER ^EXTN Type: ^PHTYP1_Fill

Second phone: ^SPHONE ^SPHEXT Type: ^PHTYP2_Fill

Email address: ^EMAILADDR_fill

Best time to call : ^BESTTIME1

Specific best time: ^BESTTIM2

No Sunday: (^SundayInterview)

Fills: AREA

Instructions: Fill entry in AREA

Fills: NUMBER

Instructions: Fill entry in PREFIX and SUFFIX

Fills: EXTN

Instructions: fill entry in EXTN

Fills: PHTYP1_Fill

Instructions: IF PHONETYP = 1 then fill "Home"

ELSEIF PHONETYP = 2 then fill "Work"

ELSEIF PHONETYP = 3 then fill "Cell"

ELSEIF PHONETYP = DONTKNOW then fill "DK"

ELSEIF PHONETYP = REFSUED then fill "RF"

Fills: SPHONE

Instructions: Fill entry in SPHONE

Fills: SPHEXT

Instructions: Fill entry in SPHEXT

Fills: PHTYP2_Fill

Instructions: IF PHONETYP2 = 1 then fill "Home"
ELSEIF PHONETYP2 = 2 then fill "Work"
ELSEIF PHONETYP2 = 3 then fill "Cell"
ELSEIF PHONETYP2 = DONTKNOW then fill "DK"
ELSEIF PHONETYP2 = REFSUED then fill "RF"

Fills: EMAILADDR_fill

Instructions: Fill entry in EMAILADDRESS

Fills: BESTTIME1

Instructions: IF BESTTIME = 1 or 01 then fill "Morning (9am-12 noon)"
IF BESTTIME = 2 or 02 then fill "Noon/lunchtime (11am-1pm)"
IF BESTTIME = 3 or 03 then fill "Afternoon (12 noon-4pm)"
IF BESTTIME = 4 or 04 then fill "Suppertime/early evening/dinnertime (4pm-7pm)"
IF BESTTIME = 5 or 05 then fill "Evening (6pm-9pm)"
IF BESTTIME = 6 or 06 then fill "Anytime (9am-9pm)"
IF BESTTIME = 7 or 07 then fill "Late evening/night (7pm-9pm)"
IF BESTTIME = 8 or 08 then fill "Daytime (9am-4pm)"
IF BESTTIME = 9 or 09 then fill "After 5pm"

Fills: BESTTIM2

Instructions: Fill entry in BESTTIM2

Fills: SundayInterview

Instructions: If NOSUNDAY = 1, then fill "No Sunday Interview"
Else fill "Sunday interview okay"

Type: Enumerated

Length: 1

Answer List: TVERIFY

Value:	Mnemonic:	Description:
1	Proceed	Enter 1 to Continue
2	Change	Change something

- Don't Know
- Refuse
- Empty

- On Input
- On Output

Array:

Special Instructions: IF entry = 2 then Do ONCE - Pre-fill the fields with the current answers:

Set v_phone[1:10] = phonenumb

Set v_phone[11:15] = EXTN

Set v_phtyp1 = PHONETYP

Set v_phone2[1:10] = SPHONE

Set v_phone2[11:15] = SPHEXT

Set v_phtyp2 = PHONETYP2

Set v_email = EMAILADDRESS

Set V_BSTTI = BESTTIME[2:2]

set v_bstti2 = BESTTIM2

If NOSUNDAY = 1 then set v_nosun = 2

Else set V_NOSUN = 1

Skip Instructions: 1: Goto DONE

2: Goto V_CHGWHAT

Instrument SAS Name: VERIFY_INFO

V_CHGWHAT

BLKAPPT.V_CHGWHAT

Field

Description:

Form Pane Label: Change What

SAS Name:

Tag Name: V_CHGWHAT

Inherited Universe:

Universe: VERIFY_INFO = 2

Universe Description:

Question Text:

◆ What would you like to update?
Enter all that apply, separate with commas

Phone number: (^AREA) ^NUMBER ^EXTN Type: ^PHTYP1_Fill

Second phone: ^SPHONE ^SPHEXT Type: ^PHTYP2_Fill

Email address: ^EMAILADDR_fill

Best time to call : ^BESTTIME1

Specific best time: ^BESTTIM2

No Sunday: (^SundayInterview)

Fills: AREA

Instructions: Fill entry in AREA

Fills: NUMBER

Instructions: Fill entry in PREFIX and SUFFIX

Fills: EXTN

Instructions: fill entry in EXTN

Fills: PHTYP1_Fill

Instructions: IF PHONETYP = 1 then fill "Home"
ELSEIF PHONETYP = 2 then fill "Work"
ELSEIF PHONETYP = 3 then fill "Cell"
ELSEIF PHONETYP = DONTKNOW then fill "DK"
ELSEIF PHONETYP = REFSUED then fill "RF"

Fills: SPHONE

Instructions: Fill entry in SPHONE

Fills: SPHEXT

Instructions: Fill entry in SPHEXT

Fills: PHTYP2_Fill

Instructions: IF PHONETYP2 = 1 then fill "Home"
ELSEIF PHONETYP2 = 2 then fill "Work"
ELSEIF PHONETYP2 = 3 then fill "Cell"
ELSEIF PHONETYP2 = DONTKNOW then fill "DK"
ELSEIF PHONETYP2 = REFSUED then fill "RF"

Fills: EMAILADDR_fill

Instructions: Fill entry in EMAILADDRESS

Fills: BESTTIME1

Instructions: IF BESTTIME = 1 or 01 then fill "Morning (9am-12 noon)"
IF BESTTIME = 2 or 02 then fill "Noon/lunchtime (11am-1pm)"
IF BESTTIME = 3 or 03 then fill "Afternoon (12 noon-4pm)"
IF BESTTIME = 4 or 04 then fill "Suppertime/early evening/dinnertime (4pm-7pm)"
IF BESTTIME = 5 or 05 then fill "Evening (6pm-9pm)"
IF BESTTIME = 6 or 06 then fill "Anytime (9am-9pm)"
IF BESTTIME = 7 or 07 then fill "Late evening/night (7pm-9pm)"
IF BESTTIME = 8 or 08 then fill "Daytime (9am-4pm)"
IF BESTTIME = 9 or 09 then fill "After 5pm"

Fills: BESTTIM2

Instructions: Fill entry in BESTTIM2

Fills: SundayInterview

Instructions: If NOSUNDAY = 1, then fill "No Sunday Interview"
Else fill "Sunday interview okay"

Type: Set

Max Number of Values: 5

Length: 1

Answer List: TV_CHGWHAT

Value:	Mnemonic:	Description:
1	Phone	Primary phone
2	Phone2	Secondary phone
3	Email	E-mail address
4	Bsttime	Best time to call
5	Nosun	No Sunday

- Don't Know
- Refuse
- Empty

- On Input
- On Output

Array:

Skip Instructions: 1: Goto V_PHONE

2: Goto V_PHONE2

3: Goto V_EMAIL

4: Goto V_BSTTI

5: Goto V_NOSUN

Instrument SAS Name: V_CHGWHAT

Field

V_PHONE
BLKAPPT.V_PHONE

Description:

Form Pane Label: Update Phone number

SAS Name:

Tag Name: V_PHONE

Inherited Universe:

Universe: 1 selected in V_ChgWhat

Universe Description:

Question Text: * Update phone number or press enter if same
Enter 0 for none.

Type: String

Length: 15

- Don't Know
- Refuse
- Empty

- On Input
- On Output

Store Instructions: 1. Update phone number variables
Set PHONENUM = V_PHONE
Set AREA = V_PHONE[1:3]
Set PREFIX = V_PHONE[4:6]
Set SUFFIX = V_PHONE[7:10]
Set EXTN = V_PHONE[11:15]
Set Front.phonenumber = v_phone

2. IF V_PHONE = 0 or EMPTY and V_PHONE = RESPONSE then
set PHONETYP = EMPTY

Array:

Special Instructions: Use the phone number edit mask

Skip Instructions: IF entry lt 10 digits and ne 0 then goto CK_VPHONE

ELSEIF V_PHONE = 0 or EMPTY then

```
If 2 selected in V_ChgWhat then goto V_PHONE2  
Elseif 3 selected in V_ChgWhat then goto V_EMAIL  
Elseif 4 selected in V_ChgWhat then goto V_BSTTI  
Elseif 5 selected in V_ChgWhat then goto V_NOSUN  
Else goto DONE
```

```
ELSE goto V_PHTYP1
```

Instrument SAS Name: V_PHONE

Check

CK_VPHONE
BLKAPPT.CK_VPHONE

Description: phone number less than 10 digits

Inherited Universe:

Universe: V_PHONE lt 10 digits AND V_PHONE <> 0 AND V_PHONE <> EMPTY

Universe Description:

Text: * You must enter all ten digits of the contact person's phone number. No spaces.

Check Instructions:

Type: Hard

Skip Instructions: Go back to V_PHONE

V_PHTYP1

Field

BLKAPPT.V_PHTYP1

Description: Phone Type

Form Pane Label: Phone Type

SAS Name:

Tag Name: V_PHTYP1

Inherited Universe:

Universe: 1 selected in V_ChgWhat AND V_PHONE <> 0 AND V_PHONE <> EMPTY

Universe Description:

Question Text: ♦ Is this a home, work, or cell number?

Type: Enumerated

Length: 1

Answer List: TPHTYP

Value:	Mnemonic:	Description:
1	Home	Home
2	Work	Work
3	Cell	Cell

- Don't Know
- Refuse
- Empty

- On Input
- On Output

Store Instructions: IF V_PHTYP1 = EMPTY, 1, 2 or 3 then
set Front.PHONETYP = V_PHTYP1
set PHONETYP = V_PHTYP1

Array:

Skip Instructions: IF 2 selected in V_ChgWhat then goto V_PHONE2

ELSEIF 3 selected in V_ChgWhat then goto V_EMAIL

ELSEIF 4 selected in V_ChgWhat then goto V_BSTTI

ELSEIF 5 selected in V_ChgWhat then goto V_NOSUN

ELSE goto DONE

Instrument SAS Name: V_PHTYP1

V_PHONE2

BLKAPPT.V_PHONE2

Field

Description: Update Second Phone

Form Pane Label: Update Second Phone

SAS Name:

Tag Name: V_PHONE2

Inherited Universe:

Universe: 2 selected in V_ChgWhat

Universe Description:

Question Text: * Update second phone or press enter if same
Enter 0 for none

Type: String

Length: 15

- Don't Know
- Refuse
- Empty

- On Input
- On Output

Store Instructions: Update phone number variables

```
IF V_PHONE2 <> 0 and V_PHONE2 = RESPONSE then
  set SPHONE = V_PHONE2[1:10]
  set SPHEXT = V_PHONE2[11:15]
  set PHONENUM2 = V_PHONE2[1:10]
  set EXTN2 = V_PHONE2[11:15]
ELSEIF V_PHONE2 = 0 AND V_PHONE2 = RESPONSE then
  Set SPHONE = EMPTY
  Set SPHEXT = EMPTY
  Set PHONETYP2 = EMPTY
  set PHONENUM2 = EMPTY
  set EXTN2 = EMPTY
```

Array:

Special Instructions: Use the phone number edit mask.

Skip Instructions: IF entry lt 10 digits and <> 0 and <> EMPTY then goto CK_VPHONE2

```
ELSEIF V_PHONE2 = 0 or EMPTY then  
  if 3 selected in V_ChgWhat then goto V_EMAIL  
  Elseif 4 selected in V_ChgWhat then goto V_BSTTI  
  Elseif 5 selected in V_ChgWhat then goto V_NOSUN  
  Else goto DONE
```

```
ELSE goto V_PHTYP2
```

Instrument SAS Name: V_PHONE2

CK_VPHONE2
BLKAPPT.CK_VPHONE2

Check

Description: phone number less than 10 digits

Inherited Universe:

Universe: V_PHONE2 lt 10 digits AND V_PHONE2 <> 0 AND V_PHONE2 <> EMPTY

Universe Description:

Text: * You must enter all ten digits of the contact person's phone number.
No spaces.

Check Instructions:

Type: Hard

Skip Instructions: Go back to V_PHONE2

Field

V_PHTYP2
BLKAPPT.V_PHTYP2

Description: Phone Type for second phone number

Form Pane Label: Phone Type

SAS Name:

Tag Name: V_PHTYP2

Inherited Universe:

Universe: 2 selected in V_ChgWhat AND V_PHONE2 <> 0 AND
V_PHONE2 <> EMPTY

Universe Description:

Question Text: ♦ Is this a home, work, or cell number?

Type: Enumerated

Length: 1

Answer List: TPHTYP

Value:	Mnemonic:	Description:
1	Home	Home
2	Work	Work
3	Cell	Cell

- Don't Know
- Refuse
- Empty

- On Input
- On Output

Store Instructions: IF V_PHTYP2 = RESPONSE then
set PHONETYP2 = V_PHTYP2
ELSEIF V_PHTYP2 = NONRESPONSE then
set PHONETYP2 = EMPTY

Array:

Skip Instructions: IF 3 selected in V_ChgWhat then goto V_EMAIL

ELSEIF 4 selected in V_ChgWhat then goto V_BSTTI

ELSEIF 5 selected in V_ChgWhat then goto V_NOSUN

ELSE goto DONE

Instrument SAS Name: V_PHTYP2

Field

V_EMAIL
BLKAPPT.V_EMAIL

Description: Household E-Mail Address

Form Pane Label: E-Mail Address

SAS Name:

Tag Name: V_EMAIL

Inherited Universe:

Universe: 3 selected in V_ChgWhat

Universe Description:

Question Text: * Enter E-Mail or press enter if Same

Type: String

Length: 80

Don't Know

Refuse

Empty

On Input

On Output

Store Instructions: IF V_EMAIL = RESPONSE then
Set EMAILADDRESS = V_EMAIL

Array:

Skip Instructions: IF 4 selected in V_ChgWhat then goto V_BSTTI

ELSEIF 5 selected in V_ChgWhat then goto V_NOSUN

ELSE goto DONE

Instrument SAS Name: V_EMAIL

V_BSTTI
BLKAPPT.V_BSTTI

Field

Description: Update Best Time

Form Pane Label: Update Best Time

SAS Name:

Tag Name: V_BSTTI

Inherited Universe:

Universe: 4 selected in V_ChgWhat

Universe Description:

Question Text: * Best time to contact

Type: Enumerated

Length: 1

Answer List: TBSTTI

Value:	Mnemonic:	Description:
1	morning	Morning (9am-12noon)
2	noon	Noon/lunchtime (11am-1pm)
3	afternoon	Afternoon (12noon-4pm)
4	suppertime	Suppertime/early evening/dinnertime(4pm-7pm)
5	evening	Evening (6pm-9pm)
6	anytime	Anytime (9am-9pm)
7	late	Late evening/night (7pm-9pm)
8	daytime	Daytime (9am-4pm)
9	after5pm	After 5pm

- Don't Know
- Refuse
- Empty

- On Input
- On Output

Store Instructions: IF V_BSTTI = RESPONSE then
Store V_BSTTI in BESTTIME - right justified and zero filled

Array:

Skip Instructions: Goto V_BSTTI2

Instrument SAS Name: V_BSTTI

V_BSTTI2
BLKAPPT.V_BSTTI2

Field

Description: Best time Specify

Form Pane Label: Update Best Sp

SAS Name:

Tag Name: V_BSTTI2

Inherited Universe:

Universe: V_BSTTI = RESPONSE

Universe Description:

Question Text: * Enter specific best time to contact

Type: String

Length: 30

- Don't Know
- Refuse
- Empty

- On Input
- On Output

Store Instructions: IF V_BSTTI2 = RESPONSE then Set BESTTIM2 = V_BSTTI2

Array:

Skip Instructions: IF 5 selected in V_ChgWhat then goto V_NOSUN

ELSE goto DONE

Instrument SAS Name: V_BSTTI2

Field

V_NOSUN
BLKAPPT.V_NOSUN

Description:

Form Pane Label: Update Non Sunday

SAS Name:

Tag Name: V_NOSUN

Inherited Universe:

Universe: 5 selected in V_ChgWhat

Universe Description:

Question Text: Would a Sunday interview be acceptable?

Type: Enumerated

Length: 1

Answer List: Tnosun

Value:	Mnemonic:	Description:
1	Yes	Yes
2	No	No
3	Battery	battery problem

- Don't Know
- Refuse
- Empty

- On Input
- On Output

Store Instructions: IF V_NOSUN = RESPONSE then
IF V_NOSUN = 1 then set NOSUNDAY = 0 (zero)
ELSEIF V_NOSUN = 2 then set NOSUNDAY = 1

Array:

Skip Instructions: Goto DONE

Instrument SAS Name: V_NOSUN

DONE

Field

BLKAPPT.DONE

Description:

Form Pane Label:

SAS Name:

Tag Name:

Inherited Universe:

Universe: ALL

Universe Description:

Question Text:

Type: Classification

Length: 0

Don't Know

Refuse

Empty

On Input

On Output

Array:

Special Instructions: 1. set ENDTIME, subtract STARTTIME from ENDTIME and add to LENGTH

2. IF OUTCOME ne 200, 202 or 203 THEN

Store current date in FINCONDT

(Note: Set date of FINAL Contact)

store USERID in FINFRCDE

(Note: Set FRCODE for final contact)

Note: Action codes are set in case Management

3. IF OUTCOME is 200 or 0 (zero) then store 202 in OUTCOME.

(added so that outcome will never go out as a 200)

4. Tally the number of sections that are complete based on the section completion flag and store the total in

TOTSECCMP. (Note: the # of sections complete for 203, 204 and 201.)

5. Based on the section completion flag determine what was the LAST section completed and store a 1-22, 1 being Section 1, in SECTNO.

7. If mark is zero or blank, then store 2 in mark
If Bfront.START = 4 and MARK le 3 then set MARK = 3
If BFront.GENINTRO = 1 or 2 and mark le 7 then
set MARK = 7
If the control card has been started and mark lt 11,
set MARK = 11
If DK_CHECK = 1 then set MARK = 16

Skip Instructions: Goto SET_REINT

SET_REINT

BLKAPPT.SET_REINT

Field

Description: Set up DSMD reinterview variables

Form Pane Label:

SAS Name:

Tag Name:

Inherited Universe:

Universe:

Universe Description:

Question Text:

Type: Classification

Length: 0

Don't Know

Refuse

Empty

On Input

On Output

Store Instructions: 1. Set/Reset Qcresp to empty in case the FR backs up and changes the answer to RESPON. (There should only be 1 person with QCresp = 1.)

Set QCresp(1-30) = EMPTY

2. Set QCRESP and RESPNAME based on answer to RESPON
{main respondent question in the back}

```
IF Respon <> DK and Respon <> RF THEN
```

```
IF Outcome <> '200' and
```

```
Outcome <> '202' and
```

```
Outcome <> '204' and
```

```
Outcome <> '0' and
```

```
Outcome <> empty
```

```
THEN
```

```
CC.Unit2.Person[ord(respon)].QCresp := '1'
```

```
Respname := CC.Unit2.Person[ord(respon)].name
```

```
ENDIF
```

```
ENDIF
```

3. Set ADULT_CU: If CU_CODE ne 3 or 4 for ALL persons with HH_MEM=1, store 1 in ADULT_CU, else store 0 in ADULT_CU.

Array:

Special Instructions: Note: Set up re-interview variables

Skip Instructions: Exit Instrument

TYPREC1

BLKAPPT.TYPREC1

Field

Description: Types of records used - Bills

Form Pane Label:

SAS Name: TYPREC1

Tag Name:

Inherited Universe:

Universe:

Universe Description:

Question Text:

Type: Integer

Length: 1

Min: 1

Max: 1

- Don't Know
- Refuse
- Empty

- On Input
- On Output

Array:

Special Instructions: NOTE: See TYPRECS for how to set this field

Instrument SAS Name: TYPREC1

Destination Data Set: FMIS

Field

TYPERE2
BLKAPPT.TYPERE2

Description: Types of records used - Checkbook ledger or stubs

Form Pane Label:

SAS Name: TYPERE2

Tag Name:

Inherited Universe:

Universe:

Universe Description:

Question Text: ** OUT VARIABLE **

Type: Integer

Length: 1

Min: 2

Max: 2

- Don't Know
- Refuse
- Empty

- On Input
- On Output

Array:

Special Instructions: NOTE: See TYPERECS for how to set this field

Instrument SAS Name: TYPERE2

Destination Data Set: FMIS

TYPERE3

BLKAPPT.TYPERE3

Field

Description: Types of records used - Canceled Checks

Form Pane Label:

SAS Name: TYPERE3

Tag Name:

Inherited Universe:

Universe:

Universe Description:

Question Text: ** OUT VARIABLE **

Type: Integer

Length: 1

Min: 3

Max: 3

- Don't Know
- Refuse
- Empty

- On Input
- On Output

Array:

Special Instructions: NOTE: See TYPERECS for how to set this field

Instrument SAS Name: TYPERE3

Destination Data Set: FMIS

Field

TYPERE4
BLKAPPT.TYPERE4

Description: Types of records used - Receipts of purchase (sales slips)

Form Pane Label:

SAS Name: TYPERE4

Tag Name:

Inherited Universe:

Universe:

Universe Description:

Question Text: ** OUT VARIABLE **

Type: Integer

Length: 1

Min: 4

Max: 4

- Don't Know
- Refuse
- Empty

- On Input
- On Output

Array:

Special Instructions: NOTE: See TYPERECS for how to set this field

Instrument SAS Name: TYPERE4

Destination Data Set: FMIS

TYPERECS5

BLKAPPT.TYPERECS5

Field

Description: Types of records used - Home File

Form Pane Label:

SAS Name: TYPERECS5

Tag Name:

Inherited Universe:

Universe:

Universe Description:

Question Text: ** OUT VARIABLE **

Type: Integer

Length: 1

Min: 5

Max: 5

- Don't Know
- Refuse
- Empty

- On Input
- On Output

Array:

Special Instructions: NOTE: See TYPERECS for how to set this field

Instrument SAS Name: TYPERECS5

Destination Data Set: FMIS

Field

TYPERC6
BLKAPPT.TYPERC6

Description: Types of records used - Contracts of agreement

Form Pane Label:

SAS Name: TYPERC6

Tag Name:

Inherited Universe:

Universe:

Universe Description:

Question Text: ** OUT VARIABLE **

Type: Integer

Length: 1

Min: 6

Max: 6

- Don't Know
- Refuse
- Empty

- On Input
- On Output

Array:

Special Instructions: NOTE: See TYPERECS for how to set this field

Instrument SAS Name: TYPERC6

Destination Data Set: FMIS

TYPREC7
BLKAPPT.TYPREC7

Field

Description: Types of records used - Bank Statements

Form Pane Label:

SAS Name: TYPREC7

Tag Name:

Inherited Universe:

Universe:

Universe Description:

Question Text: ** OUT VARIABLE **

Type: Integer

Length: 1

Min: 7

Max: 7

- Don't Know
- Refuse
- Empty

- On Input
- On Output

Array:

Special Instructions: NOTE: See TYPRECS for how to set this field

Instrument SAS Name: TYPREC7

Destination Data Set: FMIS

Field

TYPERC8
BLKAPPT.TYPERC8

Description: Types of records used - Other

Form Pane Label:

SAS Name: TYPERC8

Tag Name:

Inherited Universe:

Universe:

Universe Description:

Question Text: ** OUT VARIABLE **

Type: Integer

Length: 1

Min: 8

Max: 8

- Don't Know
- Refuse
- Empty

- On Input
- On Output

Array:

Special Instructions: NOTE: See TYPERECS for how to set this field

Instrument SAS Name: TYPERC8

Destination Data Set: FMIS

TYPERC9
BLKAPPT.TYPERC9

Field

Description: Types of records used - None

Form Pane Label:

SAS Name: TYPERC9

Tag Name:

Inherited Universe:

Universe:

Universe Description:

Question Text: ** OUT VARIABLE **

Type: Integer

Length: 1

Min: 9

Max: 9

- Don't Know
- Refuse
- Empty

- On Input
- On Output

Array:

Special Instructions: NOTE: See TYPERECS for how to set this field

Instrument SAS Name: TYPERC9

Destination Data Set: FMIS

Field

TELSCT01
BLKAPPT.TELSCT01

Description: If 1 selected TEL_SECT

Form Pane Label:

SAS Name: TELSCT01

Tag Name:

Inherited Universe:

Universe:

Universe Description:

Question Text: ** OUT VARIABLE **

Type: Integer

Length: 2

Min: 01

Max: 01

- Don't Know
- Refuse
- Empty

- On Input
- On Output

Array:

Special Instructions: NOTE: See TEL_SECT for how to set this field

Instrument SAS Name: TELSCT01

Destination Data Set: FMIS

TELSCT02

Field

BLKAPPT.TELSCT02

Description: If 2 selected TEL_SECT

Form Pane Label:

SAS Name: TELSCT02

Tag Name:

Inherited Universe:

Universe:

Universe Description:

Question Text: ** OUT VARIABLE **

Type: Integer

Length: 2

Min: 02

Max: 02

- Don't Know
- Refuse
- Empty

- On Input
- On Output

Array:

Special Instructions: NOTE: See TEL_SECT for how to set this field

Instrument SAS Name: TELSCT02

Destination Data Set: FMIS

Field

TELSCT03
BLKAPPT.TELSCT03

Description: If 3 selected TEL_SECT

Form Pane Label:

SAS Name: TELSCT03

Tag Name:

Inherited Universe:

Universe:

Universe Description:

Question Text: ** OUT VARIABLE **

Type: Integer

Length: 2

Min: 03

Max: 03

- Don't Know
- Refuse
- Empty

- On Input
- On Output

Array:

Special Instructions: NOTE: See TEL_SECT for how to set this field

Instrument SAS Name: TELSCT03

Destination Data Set: FMIS

TELSCT04

Field

BLKAPPT.TELSCT04

Description: If 4 selected TEL_SECT

Form Pane Label:

SAS Name: TELSCT04

Tag Name:

Inherited Universe:

Universe:

Universe Description:

Question Text: ** OUT VARIABLE **

Type: Integer

Length: 2

Min: 04

Max: 04

- Don't Know
- Refuse
- Empty

- On Input
- On Output

Array:

Special Instructions: NOTE: See TEL_SECT for how to set this field

Instrument SAS Name: TELSCT04

Destination Data Set: FMIS

Field

TELSCT05
BLKAPPT.TELSCT05

Description: If 5 selected TEL_SECT

Form Pane Label:

SAS Name: TELSCT05

Tag Name:

Inherited Universe:

Universe:

Universe Description:

Question Text: ** OUT VARIABLE **

Type: Integer

Length: 2

Min: 05

Max: 05

- Don't Know
- Refuse
- Empty

- On Input
- On Output

Array:

Special Instructions: NOTE: See TEL_SECT for how to set this field

Instrument SAS Name: TELSCT05

Destination Data Set: FMIS

TELSCT06

Field

BLKAPPT.TELSCT06

Description: If 6 selected TEL_SECT

Form Pane Label:

SAS Name: TELSCT06

Tag Name:

Inherited Universe:

Universe:

Universe Description:

Question Text: ** OUT VARIABLE **

Type: Integer

Length: 2

Min: 06

Max: 06

- Don't Know
- Refuse
- Empty

- On Input
- On Output

Array:

Special Instructions: NOTE: See TEL_SECT for how to set this field

Instrument SAS Name: TELSCT06

Destination Data Set: FMIS

Field

TELSCT07
BLKAPPT.TELSCT07

Description: If 7 selected TEL_SECT

Form Pane Label:

SAS Name: TELSCT07

Tag Name:

Inherited Universe:

Universe:

Universe Description:

Question Text: ** OUT VARIABLE **

Type: Integer

Length: 2

Min: 07

Max: 07

- Don't Know
- Refuse
- Empty

- On Input
- On Output

Array:

Special Instructions: NOTE: See TEL_SECT for how to set this field

Instrument SAS Name: TELSCT07

Destination Data Set: FMIS

TELSCT08

Field

BLKAPPT.TELSCT08

Description: If 8 selected TEL_SECT

Form Pane Label:

SAS Name: TELSCT08

Tag Name:

Inherited Universe:

Universe:

Universe Description:

Question Text: ** OUT VARIABLE **

Type: Integer

Length: 2

Min: 08

Max: 08

- Don't Know
- Refuse
- Empty

- On Input
- On Output

Array:

Special Instructions: NOTE: See TEL_SECT for how to set this field

Instrument SAS Name: TELSCT08

Destination Data Set: FMIS

Field

TELSCT09
BLKAPPT.TELSCT09

Description: If 9 selected TEL_SECT

Form Pane Label:

SAS Name: TELSCT09

Tag Name:

Inherited Universe:

Universe:

Universe Description:

Question Text: ** OUT VARIABLE **

Type: Integer

Length: 2

Min: 09

Max: 09

- Don't Know
- Refuse
- Empty

- On Input
- On Output

Array:

Special Instructions: NOTE: See TEL_SECT for how to set this field

Instrument SAS Name: TELSCT09

Destination Data Set: FMIS

TELSCT10

Field

BLKAPPT.TELSCT10

Description: If 10 selected TEL_SECT

Form Pane Label:

SAS Name: TELSCT10

Tag Name:

Inherited Universe:

Universe:

Universe Description:

Question Text: ** OUT VARIABLE **

Type: Integer

Length: 2

Min: 10

Max: 10

- Don't Know
- Refuse
- Empty

- On Input
- On Output

Array:

Special Instructions: NOTE: See TEL_SECT for how to set this field

Instrument SAS Name: TELSCT10

Destination Data Set: FMIS

Field

FINCONDT
FINCONDT

Description: Date of final contact (in format DDMMYYYY)

Form Pane Label:

SAS Name: FINCONDT

Tag Name:

Inherited Universe:

Universe:

Universe Description:

Question Text: ** OUT VARIABLE **

Type: String

Length: 8

- Don't Know
- Refuse
- Empty

- On Input
- On Output

Array:

Special Instructions: NOTE: Date the instrument was last touched
(BLS administrative data)

See DONE for how to set this field

DATE is set as a european date with day first and
then month.

Instrument SAS Name: FINCONDT

Destination Data Set: FMIS

FINFRCDE

FINFRCDE

Field

Description: Last FR to touch the case

Form Pane Label:

SAS Name: FINFRCDE

Tag Name:

Inherited Universe:

Universe:

Universe Description:

Question Text: ** OUT VARIABLE **

Type: String

Length: 8

- Don't Know
- Refuse
- Empty

- On Input
- On Output

Array:

Special Instructions: NOTE: Last FR to touch the case. (BLS Administrative data)

See DONE for how to set this field

Instrument SAS Name: FINFRCDE

Destination Data Set: FMIS

Block

BCHI
BCHI

Description: CHI

Tab Name:

Fly Over Name:

Universe Type: If

Inherited Universe:

Universe: All

Universe Description:

Array:

Block Instructions:

CTATEMPT

CTATEMPT

Field

Description: Describe contact attempt

Form Pane Label: Continue CHI / Exit

SAS Name: CNTCTYP

Tag Name: CTATEMPT

Inherited Universe:

Universe:

Universe Description:

Question Text: * CONTACT HISTORY INSTRUMENT

* Describe this contact attempt.

Type: Enumerated

Length: 1

Answer List: TCTATEMPT

Value:	Mnemonic:	Description:
1	Personal	Personal visit
2	TelephoneO	Telephone (outgoing)
3	TelephoneI	Telephone (incoming)
4	Research	Not attempting contact

- Don't Know
- Refuse
- Empty

- On Input
- On Output

Array:

Special Instructions: Modified 1/2014

Skip Instructions: 1-3: Goto TIMEOFCT

4: Goto NOATTEMPT

Instrument SAS Name: CTATEMPT

Destination Data Set: CHAI

TIMEOFCT

TIMEOFCT

Field

Description: Immediate Attempt

Form Pane Label: Immediate Attempt

SAS Name:

Tag Name: TIMEOFCT

Inherited Universe:

Universe: CTATEMPT = 1-3

Universe Description:

Question Text: * TIME OF CONTACT

* Are you entering the Contact History Instrument at the time of a contact attempt?

Type: Enumerated

Length: 1

Answer List: TYesNo

Value:	Mnemonic:	Description:
1	Yes	Yes
2	No	No

- Don't Know
- Refuse
- Empty

- On Input
- On Output

Store Instructions: 1. IF TIMEOFCT = 1 then:

Set CALLDATE = system date/time in the format
MMDDYYYYHHMM

Set CALLMnth, CALLDAY, CALLYEAR = system date

Set CALLTIME = System time

Array:

Skip Instructions: 1: Goto CASECONTACT

2: Goto FR_DATE

Instrument SAS Name: TIMEOFCT

Destination Data Set: CHAI

FR_DATE

FR_DATE

Field

Description: Date

Form Pane Label: Date

SAS Name:

Tag Name: FR_DATE

Inherited Universe:

Universe: TIMEOFCT = 2

Universe Description:

Question Text: * **DATE OF CONTACT**

* Enter the date of the contact attempt in MM/DD/YYYY format

Type: String

Length: 8

- Don't Know
- Refuse
- Empty

- On Input
- On Output

Store Instructions: Set FRMNTH = FR_DATE[1:2]
FRDAY = FR_DATE[3:4]
FRYEAR = FR_DATE[5:8]

Array:

Special Instructions: Prefill FR_DATE with current date and allow FR to change

Skip Instructions: Goto FRTIME

Instrument SAS Name: FR_DATE

Destination Data Set: CHAI

Field

FRTIME
FRTIME

Description: Time

Form Pane Label: Time

SAS Name: FRTIME

Tag Name: FRTIME

Inherited Universe:

Universe: FR_DATE = Entry

Universe Description:

Question Text: ♦ **TIME OF CONTACT**

♦ Enter the time of the contact attempt in HH:MM am/pm format

Type: String

Length: 4

- Don't Know
- Refuse
- Empty

- On Input
- On Output

Array:

Skip Instructions: Goto CASECONTACT

Instrument SAS Name: FRTIME

Destination Data Set: CHAI

NOATTEMPT

NOATTEMPT

Field

Description: What were you doing?

Form Pane Label: Not Attempting Contact

SAS Name:

Tag Name: NOATTEMPT

Inherited Universe:

Universe: CTATTEMPT = 4

Universe Description:

Question Text: ♦ NOT ATTEMPTING CONTACT

- ♦ What were you doing?
- ♦ Enter all that apply, separate with commas.

Type: Enumerated

Length: 2

Answer List: TNoattempt

Value:	Mnemonic:	Description:
1	Reviewing	Reviewing or changing case information
2	Readying	Readying case for transmission
3	Locating	Locating activities (canvassing, management or government office, FastData, LiMA, etc.)
4	Verification	Verification of Type B/C
5	Opened	Opened case/ CHI by mistake
99	Other	Other - specify

- Don't Know
- Refuse
- Empty

- On Input
- On Output

Array:

Special Instructions: Added 1/2014

4/2017: Removed option 3 "Doing ACS geocode verification"
Changed "ALMI" to "Lima" in option 4

Skip Instructions: 1-6: Exit CHI
99: Goto SPECNOATTEMPT

Instrument SAS Name: NOATTEMPT

SPECNOATTEMPT

SPECNOATTEMPT

Field

Description: Specify other activitied

Form Pane Label: Other Activities

SAS Name:

Tag Name: SPECNOATTEMPT

Inherited Universe:

Universe: NOATTEMPT = 99

Universe Description:

Question Text: * OTHER NOT ATTEMPTING CONTACT

* Specify other activites you were doing

Type: String

Length: 80

- Don't Know
- Refuse
- Empty

- On Input
- On Output

Array:

Special Instructions: Added 1/2014

Skip Instructions: Exit CHI

Instrument SAS Name: SPECNOATTEMPT

Field

CASECONTACT
CASECONTACT

Description: Contact or Noncontact

Form Pane Label: Contact or Noncontact

SAS Name: CTSTATUS

Tag Name: CASECONTACT

Inherited Universe:

Universe: (TIMEOFCT = 1) or (FRTIME = ENTRY)

Universe Description:

Question Text: * CONTACT OR NONCONTACT

* Select the category that best describes this attempt.

Type: Enumerated

Length: 1

Answer List: TCaseContact

Value:	Mnemonic:	Description:
1	Sample	Contact with sample unit member
2	Nonsample	Contact with NON-SAMPLE unit member
3	Noncontact	Noncontact

- Don't Know
- Refuse
- Empty

- On Input
- On Output

Array:

Skip Instructions: 1: Goto CTTYPER

2,3: IF CTATEMPT = 1 then goto NCTPER
ELSE goto NCTTEL

Instrument SAS Name: CASECONTACT

Destination Data Set: CHAI

Field

CTTYPE
CTTYPE

Description: Contact

Form Pane Label: Contact

SAS Name: CTTYPE

Tag Name: CTTYPE

Inherited Universe:

Universe: CASECONTACT = 1

Universe Description:

Question Text: ♦ CONTACT

♦ Select the category that best describes this contact attempt.

Type: Enumerated

Length: 1

Answer List: TCTTYPE

Value:	Mnemonic:	Description:
1	Completed	Completed Case (Interview, Sufficient Partial, Type A/B/C/D, Vacant Interview, Temp Occupied Interview) - Ready to Transmit
2	Partial	Partial interview - follow-up required
3	Unable	Unable to conduct interview

- Don't Know
- Refuse
- Empty

- On Input
- On Output

Array:

Special Instructions: April 2017: Added "(Interview, Sufficient Partial, Type A/B/C/D, Vacant Interview, Temp Occupied Interview)" to answer option 1

Skip Instructions: 1: Goto RSPNDENT

2,3: Goto NONINTER

Instrument SAS Name: CTTYPE

Destination Data Set: CHAI

Field

NONINTER
NONINTER

Description: Partial/Unable to Conduct

Form Pane Label: Partial/Unable to Conduct

SAS Name:

Tag Name: NONINTER

Inherited Universe:

Universe: CTTYPE = 2 or 3

Universe Description:

Question Text: * PARTIAL INTERVIEW OR UNABLE TO CONDUCT INTERVIEW

- * Select the categories that describe why you were not able to conduct or complete the interview during this contact attempt.
- * Enter all that apply, separate with commas.

Type: Set

Max Number of Values: 7

Length: 1

Answer List: TNONINTER

Value:	Mnemonic:	Description:
1	Eligible	Eligible person not available
2	Inconvenient	Inconvenient time
3	Respondent	Respondent is reluctant
4	Language	Language problem - specify
5	Health	Health problem
6	PaperPlace	Successful paper questionnaire placement / pick-up
99	Other	Other - specify

- Don't Know
- Refuse
- Empty

- On Input
- On Output

Array:

Special Instructions: In the answer list options, insert a blank line between option 6 and 99.

Skip Instructions: 1-3,5,6: Goto RSPNDENT

4: Goto cLANGUAGE

99: Goto CTOTHER

Instrument SAS Name: NONINTER

Destination Data Set: CHAI

Field

CTOTHER
CTOTHER

Description: Other Contact Category

Form Pane Label: Other Contact Category

SAS Name:

Tag Name: CTOTHER

Inherited Universe:

Universe: 99 selected in NONINTER

Universe Description:

- Question Text:** ♦ OTHER Contact Category
♦ Specify the reason for not completing the interview during this contact attempt.

Type: String

Length: 30

- Don't Know
 Refuse
 Empty

- On Input
 On Output

Array:

Skip Instructions: Goto RSPNDENT

Instrument SAS Name: CTOTHER

Destination Data Set: CHAI

cLANGUAGE

cLANGUAGE

Field

Description: language

Form Pane Label: Language

SAS Name:

Tag Name: cLANGUAGE

Inherited Universe:

Universe: 4 selected in NONINTER

Universe Description:

Question Text: * LANGUAGE

- * Select the categories that describe this language situation.
- * Enter all that apply, separate with commas.

Type: Set

Max Number of Values: 5

Length: 1

Answer List: TLANG(CHI)

Value:	Mnemonic:	Description:
1	Specify	Specify language or dialect
2	Nomember	No household member able to translate
3	ContactRO	Contact RO/FS about language problem
4	Unable	Unable to find translator
5	Notimeleft	No time left to find translator

- Don't Know
- Refuse
- Empty

- On Input
- On Output

Array:

Special Instructions: April 2017: Changed "RO" to "RO/FS" in answer option 3

Skip Instructions: IF 1 selected then goto LANGLIST

ELSE goto RSPNDENT

Instrument SAS Name: cLANGUAGE

Destination Data Set: CHAI

LANGLIST

LANGLIST

Field

Description: Language List

Form Pane Label: LANGLIST L

SAS Name: LANGLIST

Tag Name: LANGLIST

Inherited Universe:

Universe: cLANGAUGE = 1

Universe Description:

Question Text: * LANGUAGE LIST

* Specify language or dialect

Type: Enumerated

Length: 2

Answer List: TLANGLIST

Value:	Mnemonic:	Description:
11	Spanish	Spanish
12	Arabic	Arabic
13	Chinese	Chinese
14	French	French
15	German	German
16	Greek	Greek
17	Italian	Italian
18	Japanese	Japanese
19	Korean	Korean
20	Polish	Polish
21	Portuguese	Portuguese
22	Russian	Russian
23	Tagalog	Tagalog
24	Urdu	Urdu
25	Vietnamese	Vietnamese

97	OtherProblem	Other problem - hard of hearing
98	Unknown	Unknown language
99	Other	Other

- Don't Know
- Refuse
- Empty

- On Input
- On Output

Array:

Skip Instructions: 11-25, 97, 98: Goto RSPNDENT

99: Goto SPECLANG

Instrument SAS Name: LANGLIST

Destination Data Set: CHAI

SPECLANG

SPECLANG

Field

Description: Specify Language/Dialect

Form Pane Label: Specify language / Dialect

SAS Name:

Tag Name: SPECLANG

Inherited Universe:

Universe: LANGLIST = 99

Universe Description:

Question Text: * SPECIFY LANGUAGE OR DIALECT.

Type: String

Length: 30

- Don't Know
- Refuse
- Empty

- On Input
- On Output

Array:

Skip Instructions: Goto RSPNDENT

Instrument SAS Name: SPECLANG

Destination Data Set: CHAI

Field

RSPNDENT
 RSPNDENT

Description: Concern/Behavior/Reluctance

Form Pane Label: Concern/Behavior/Reluctance

SAS Name:

Tag Name: RSPNDENT

Inherited Universe:

Universe: (CTTYPE = 1) OR (NONINTER = 1-3, 5 or 6) OR (SPECLANG = Entry) OR (CTOTHER = Entry)

Universe Description:

Question Text: * CONCERN / BEHAVIOR / RELUCTANCE

- * Select the categories that describe respondent concerns, behaviors, or reluctance during this contact attempt.
- * Enter all that apply, separate with commas.

Type: Set

Max Number of Values: 17

Length: 2

Answer List: TRSPNDENT

Value:	Mnemonic:	Description:
1	NotInterested	Not interested
2	TooBusy	Too busy
3	Interview	Interview takes too much time
4	Scheduling	Scheduling difficulties
5	Survey	Survey is voluntary
6	Privacey	Privacy concerns
7	AntiGovernment	Local / State / Federal government concerns
8	DoesNot	Asks questions about the survey
9	HangUp	Hang-up / slams door on Fr
10	Hostile	Hostile or threatens FR
11	Family	Family issues (death, illness, block participation in survey)
12	Gave	Gave that information last time
13	AskedToo	Asked too many personal questions last time

14	TooMany	Too many interviews
15	IntendsTo	Intends to quit survey
98	NoConcerns	No concerns
99	Other	Other - specify

- Don't Know
- Refuse
- Empty

- On Input
- On Output

Array:

Skip Instructions: IF 99 selected then goto RSPNDOTH
ELSE goto STRATEGS

Instrument SAS Name: RSPNDENT

Destination Data Set: CHAI

Field

RSPNDOTH
RSPNDOTH

Description: Other Reluctant Respondent Category

Form Pane Label: Other Reluctant Respondent Category

SAS Name:

Tag Name: RSPNDOTH

Inherited Universe:

Universe: 99 selected in RSPNDENT

Universe Description:

Question Text: * OTHER CONCERNS/BEHAVIORS/RELUCTANCE

* Specify other concerns/behaviors/reluctance during this contact attempt.

Type: String

Length: 30

- Don't Know
- Refuse
- Empty

- On Input
- On Output

Array:

Skip Instructions: Goto STRATEGS

Instrument SAS Name: RSPNDOTH

Destination Data Set: CHAI

NCTTEL

NCTTEL

Field

Description: Noncontact Telephone attempt

Form Pane Label: Noncontact Telephone attempt

SAS Name:

Tag Name: NCTTEL

Inherited Universe:

Universe: (CASECONTACT = 2 or 3) AND (CTATEMPT = 2 or 3)

Universe Description:

Question Text: * CONTACT-NONCONTACT / TELEPHONE

- * Select the categories that describe this telephone contact/noncontact.
- * Enter all that apply, separate with commas.

Type: Set

Max Number of Values: 8

Length: 1

Answer List: TNCTTEL

Value:	Mnemonic:	Description:
1	GotAnswering	Got answering machine/voicemail
2	No	Ring, no answer
3	Busy	Busy Signal
4	Disconnected	Disconnected
5	Wrong	Wrong number
6	ineligible	Spoke with ineligible person
7	message	Respondent left message (voicemail, text message, etc.)
99	Other	Other - specify

- Don't Know
- Refuse
- Empty

- On Input
- On Output

Array:

Special Instructions: April 2017: Added "voicemail" to answer option 1
Added "(voicemail, text message, etc.)" to
answer option 7

Skip Instructions: IF 99 selected then goto NCTTELOT

ELSE goto STRATEGS

Instrument SAS Name: NCTTEL

Destination Data Set: CHAI

NCTTELOT

NCTTELOT

Field

Description: Other Noncontact Telephone Category

Form Pane Label: Other Noncontact Telephone Category

SAS Name:

Tag Name: NCTTELOT

Inherited Universe:

Universe: 99 selected in NCTTEL

Universe Description:

Question Text: * OTHER Noncontact Telephone Attempt Category

* Specify the details about this telephone noncontact.

Type: String

Length: 30

- Don't Know
- Refuse
- Empty

- On Input
- On Output

Array:

Skip Instructions: Goto STRATEGES

Instrument SAS Name: NCTTELOT

Destination Data Set: CHAI

Field

NCTPER
 NCTPER

Description: Noncontact Personal Visit

Form Pane Label: Noncontact Personal Visit

SAS Name:

Tag Name: NCTPER

Inherited Universe:

Universe: (CASECONTACT = 2 or 3) AND (CTATEMPT = 1)

Universe Description:

Question Text: * CONTACT-NONCONTACT / PERSONAL VISIT

- * Select the categories that describe this personal visit contact/noncontact.
- * Enter all that apply, separate with commas.

Type: Set

Max Number of Values: 11

Length: 2

Answer List: TNCTPER

Value:	Mnemonic:	Description:
1	NoOne	No one home / No eligible person home
2	Previous	No one home - pervious note / letter taken
3	Household	Household does not answer door - - evidence someone is home
4	DriveBy	Observe HH from vehicle
5	Unable	Unable to reach / locked gate / buzzer entry
6	Address	Address does not exist / unable to locate
7	OnVacation	On vacation, away from home / at second home
8	Spoke	Spoke with neighbor
9	Building	Building management / doorman contact
10	Completed	Completed case (Type B/C, Vacant interview, or Temporarily Occupied Interview)
99	Other	Other - specify

- Don't Know
- Refuse

Empty

On Input

On Output

Array:

Special Instructions: April 2017: Added "vacant interview, or Temporarily Occupied Interview" to answer option 10

Skip Instructions: IF 99 selected then goto NCTPEROT

ELSE goto STRATEGS

Instrument SAS Name: NCTPER

Destination Data Set: CHAI

Field

NCTPEROT
NCTPEROT

Description: Other Noncontact Personal Visit Category

Form Pane Label: Other Noncontact Personal Visit

SAS Name:

Tag Name: NCTPEROT

Inherited Universe:

Universe: 99 selected in NCTPER

Universe Description:

Question Text: * OTHER Noncontact Personal Visit Category

* Specify the details about this personal visit noncontact.

Type: String

Length: 30

- Don't Know
- Refuse
- Empty

- On Input
- On Output

Array:

Skip Instructions: Goto STRATEGES

Instrument SAS Name: NCTPEROT

Destination Data Set: CHAI

STRATEGGS

STRATEGGS

Field

Description: Strategies attempted

Form Pane Label: Strategies attempted

SAS Name:

Tag Name: STRATEGGS

Inherited Universe:

Universe: (RSPNDENT = ENTRY) OR (NCTTEL = ENTRY) or (NCTPER = ENTRY)

Universe Description:

Question Text: ♦ STRATEGIES USED ON THIS CONTACT ATTEMPTED

- ♦ Select the categories that describe the strategies used on this contact attempt.
- ♦ Enter all that apply, separate with commas.

Type: Set

Max Number of Values: 14

Length: 2

Answer List: TSTRATEGGS

Value:	Mnemonic:	Description:
1	Advance	Advance letter given
2	Scheduled	Scheduled appointment
3	LeftNote	Left note / appointment card
4	Left	Left promotional packet / informational brochure
5	Called	Called household
6	LeftMessage	Left message on answering machine/voicemail
7	StakeOut	Waited for respondent
8	Checked	Checked with neighbors
9	Contacted	Contacted other family members
10	ContactedProperty	Contacted property manager doorman
11	incentive	Offered incentive
98	None	No Strategies
99	Other	Other - specify

Don't Know

Refuse
 Empty

On Input
 On Output

Array:

Special Instructions: Jan 2017: Deleted answer option 12 - CED Double placement

April 2017: Changed 1st FR instruction from "CONTACT STRATEGIES ATTEMPTED" to "STRATEGIES USED ON THIS CONTACT ATTEMPTED"
Added "/voicemail" to answer option 6

Skip Instructions: IF 99 selected then goto STRATOTH
ELSE exit CHI

Instrument SAS Name: STRATEGS

Destination Data Set: CHAI

STRATOTH

STRATOTH

Field

Description: Other Strategy Attempt Category

Form Pane Label: Other Strategy Attempt

SAS Name:

Tag Name: STRATOTH

Inherited Universe:

Universe: 99 selected in STRATEGS

Universe Description:

Question Text: * OTHER STRATEGY

* Specify the strategy used on this contact attempt.

Type: String

Length: 30

- Don't Know
- Refuse
- Empty

- On Input
- On Output

Array:

Skip Instructions: Exit CHI

Instrument SAS Name: STRATOTH

Destination Data Set: CHAI

Field

CTRLNUM
CTRLNUM

Description: Census Control ID Number

Form Pane Label:

SAS Name:

Tag Name:

Inherited Universe:

Universe:

Universe Description:

Question Text: ** CREATED in Post-Processing **

Type: String

Length: 24

- Don't Know
- Refuse
- Empty

- On Input
- On Output

Array:

Instrument SAS Name: CTRLNUM

Destination Data Set: CHAI

CASEID
CASEID

Field

Description: Blaise Case ID number

Form Pane Label:

SAS Name: FPRIMARY

Tag Name:

Inherited Universe:

Universe:

Universe Description:

Question Text:

Type: String

Length: 8

- Don't Know
- Refuse
- Empty

- On Input
- On Output

Array:

Instrument SAS Name: CASEID

Destination Data Set: CHAI

Field

INTPERIOD
INTPERIOD

Description: Interview Period - out variable

Form Pane Label:

SAS Name:

Tag Name:

Inherited Universe:

Universe:

Universe Description:

Question Text: ** OUT VARIABLE **

Type: Integer

Length: 6

Min:

Max:

- Don't Know
- Refuse
- Empty

- On Input
- On Output

Array:

Instrument SAS Name: INTPERIOD

Destination Data Set: CHAI

INTNMBR

Field

INTNMBR

Description: Interview Number

Form Pane Label:

SAS Name: INTERI

Tag Name:

Inherited Universe:

Universe:

Universe Description:

Question Text:

Type: String

Length: 1

- Don't Know
- Refuse
- Empty

- On Input
- On Output

Array:

Instrument SAS Name: INTNMBR

Destination Data Set: CHAI

Field

CALLDATE
CALLDATE

Description: Contact Date and Time - Out variable

Form Pane Label:

SAS Name:

Tag Name:

Inherited Universe:

Universe:

Universe Description:

Question Text: ** OUT VARIABLE **

Type: String

Length: 12

- Don't Know
- Refuse
- Empty

- On Input
- On Output

Array:

Special Instructions: NOTE: See TIMEOFCT for how to set this field

System date and time in the format MMDDYYYYHHMM

Instrument SAS Name: CALLDATE

Destination Data Set: CHAI

CALLMNTH

CALLMNTH

Field

Description: Contact Month

Form Pane Label:

SAS Name: CNTCMNTH

Tag Name:

Inherited Universe:

Universe:

Universe Description:

Question Text: ** OUT VARIABLE **

Type: String

Length: 2

- Don't Know
- Refuse
- Empty

- On Input
- On Output

Array:

Special Instructions: NOTE: See TIMEOFCT for how to set this field

Instrument SAS Name: CALLMNTH

Destination Data Set: CHAI

Field

CALLDAY
CALLDAY

Description: Contact Day

Form Pane Label:

SAS Name: CNTCDAY

Tag Name:

Inherited Universe:

Universe:

Universe Description:

Question Text: ** OUT VARIABLE **

Type: String

Length: 2

- Don't Know
- Refuse
- Empty

- On Input
- On Output

Array:

Special Instructions: NOTE: See TIMEOFCT for how to set this field

Instrument SAS Name: CALLDAY

Destination Data Set: CHAI

CALLYEAR

CALLYEAR

Field

Description: Contact Year

Form Pane Label:

SAS Name: CNTCYEAR

Tag Name:

Inherited Universe:

Universe:

Universe Description:

Question Text: ** OUT VARIABLE **

Type: String

Length: 4

- Don't Know
- Refuse
- Empty

- On Input
- On Output

Array:

Special Instructions: NOTE: See TIMEOFCT for how to set this field

Instrument SAS Name: CALLYEAR

Destination Data Set: CHAI

Field

CALLTIME
CALLTIME

Description: Contact Time in hours and minutes

Form Pane Label:

SAS Name: CNTCTIME

Tag Name:

Inherited Universe:

Universe:

Universe Description:

Question Text: ** OUT VARIABLE **

Type: String

Length: 4

- Don't Know
- Refuse
- Empty

- On Input
- On Output

Array:

Special Instructions: NOTE: See TIMEOFCT for how to set this field

Instrument SAS Name: CALLTIME

Destination Data Set: CHAI

FRMNTH

Field

FRMNTH

Description: Month FR Indicated

Form Pane Label:

SAS Name: FRMNTH

Tag Name:

Inherited Universe:

Universe:

Universe Description:

Question Text: ** OUT VARIABLE **

Type: String

Length: 2

- Don't Know
- Refuse
- Empty

- On Input
- On Output

Array:

Special Instructions: NOTE: See FR_DATE for how to set this field

Instrument SAS Name: FRMNTH

Destination Data Set: CHAI

Field

FRDAY
FRDAY

Description: Day FR Indicated

Form Pane Label:

SAS Name: FRDAY

Tag Name:

Inherited Universe:

Universe:

Universe Description:

Question Text: ** OUT VARIABLE **

Type: String

Length: 2

- Don't Know
- Refuse
- Empty

- On Input
- On Output

Array:

Special Instructions: NOTE: See FR_DATE for how to set this field

Instrument SAS Name: FRDAY

Destination Data Set: CHAI

FRYEAR

FRYEAR

Field

Description: Year FR Indicated

Form Pane Label:

SAS Name: FRYEAR

Tag Name:

Inherited Universe:

Universe:

Universe Description:

Question Text: ** OUT VARIABLE **

Type: String

Length: 4

- Don't Know
- Refuse
- Empty

- On Input
- On Output

Array:

Special Instructions: NOTE: See FR_DATE for how to set this field

Instrument SAS Name: FRYEAR

Destination Data Set: CHAI

Field

NOATTEMPT_1
NOATTEMPT_1

Description: Reviewing or changing case information

Form Pane Label:

SAS Name: ATMPT1

Tag Name:

Inherited Universe:

Universe:

Universe Description:

Question Text: ** CREATED in Post-Processing **

Type: Integer

Length: 1

Min: 0

Max: 1

- Don't Know
- Refuse
- Empty

- On Input
- On Output

Array:

Special Instructions: NOTE: Created in post processing based on NOATTEMPT

ADDED 1/2014

Instrument SAS Name: NOATTEMPT_1

Destination Data Set: CHAI

NOATTEMPT_2
NOATTEMPT_2

Field

Description: Readyng case for transmission

Form Pane Label:

SAS Name: ATMPT2

Tag Name:

Inherited Universe:

Universe:

Universe Description:

Question Text: ** CREATED in Post-Processing **

Type: Integer

Length: 1

Min: 0

Max: 1

- Don't Know
- Refuse
- Empty

- On Input
- On Output

Array:

Special Instructions: NOTE: Created in post processing based on NOATTEMPT

ADDED 1/2014

Instrument SAS Name: NOATTEMPT_2

Destination Data Set: CHAI

Field

NOATTEMPT_3
NOATTEMPT_3

Description: Doing ACS geocode verification

Form Pane Label:

SAS Name: ATMPT3

Tag Name:

Inherited Universe:

Universe:

Universe Description:

Question Text: ** CREATED in Post-Processing **

Type: Integer

Length: 1

Min: 0

Max: 1

- Don't Know
- Refuse
- Empty

- On Input
- On Output

Array:

Special Instructions: NOTE: Created in post processing based on NOATTEMPT

Added 1/2014

Instrument SAS Name: NOATTEMPT_3

Destination Data Set: CHAI

NOATTEMPT_4
NOATTEMPT_4

Field

Description: Locating activities

Form Pane Label:

SAS Name: ATMPT4

Tag Name:

Inherited Universe:

Universe:

Universe Description:

Question Text: ** CREATED in Post-Processing **

Type: Integer

Length: 1

Min: 0

Max: 1

- Don't Know
- Refuse
- Empty

- On Input
- On Output

Array:

Special Instructions: NOTE: Created in post processing based on NOATTEMPT

Added 1/2014

Instrument SAS Name: NOATTEMPT_4

Destination Data Set: CHAI

Field

NOATTEMPT_5
NOATTEMPT_5

Description: Verification of Type B/C

Form Pane Label:

SAS Name: ATMPT5

Tag Name:

Inherited Universe:

Universe:

Universe Description:

Question Text: ** CREATED in Post-Processing **

Type: Integer

Length: 1

Min: 0

Max: 1

- Don't Know
- Refuse
- Empty

- On Input
- On Output

Array:

Special Instructions: NOTE: Created in post processing based on NOATTEMPT

Added 1/2014

Instrument SAS Name: NOATTEMPT_5

Destination Data Set: CHAI

NOATTEMPT_6
NOATTEMPT_6

Field

Description: Opened case / CHI by mistake

Form Pane Label:

SAS Name: ATMPT6

Tag Name:

Inherited Universe:

Universe:

Universe Description:

Question Text: ** CREATED in Post-Processing **

Type: Integer

Length: 1

Min: 0

Max: 1

- Don't Know
- Refuse
- Empty

- On Input
- On Output

Array:

Special Instructions: NOTE: Created in post processing based on NOATTEMPT

Added 1/2014

Instrument SAS Name: NOATTEMPT_6

Destination Data Set: CHAI

Field

NOATTEMPT_99
NOATTEMPT_99

Description: Other - specify

Form Pane Label:

SAS Name: ATMPT7

Tag Name:

Inherited Universe:

Universe:

Universe Description:

Question Text: ** CREATED in Post-Processing **

Type: Integer

Length: 1

Min: 0

Max: 1

- Don't Know
- Refuse
- Empty

- On Input
- On Output

Array:

Special Instructions: NOTE: Created in post processing based on NOATTEMPT

Added 1/2014

Instrument SAS Name: NOATTEMPT_99

Destination Data Set: CHAI

NONINTER_1
NONINTER_1

Field

Description: Eligible person not available

Form Pane Label:

SAS Name: NONINTR1

Tag Name:

Inherited Universe:

Universe:

Universe Description:

Question Text: ** CREATED in Post-Processing **

Type: Integer

Length: 1

Min: 0

Max: 1

- Don't Know
- Refuse
- Empty

- On Input
- On Output

Array:

Special Instructions: NOTE: Created in post processing based on NONINTER

Instrument SAS Name: NONINTER_1

Destination Data Set: CHAI

Field

NONINTER_2
NONINTER_2

Description: Inconvenient time

Form Pane Label:

SAS Name: NONINTR2

Tag Name:

Inherited Universe:

Universe:

Universe Description:

Question Text: ** CREATED in Post-Processing **

Type: Integer

Length: 1

Min: 0

Max: 1

- Don't Know
- Refuse
- Empty

- On Input
- On Output

Array:

Special Instructions: NOTE: Created in post processing based on NONINTER

Instrument SAS Name: NONINTER_2

Destination Data Set: CHAI

NONINTER_3

NONINTER_3

Field

Description: Respondent is reluctant

Form Pane Label:

SAS Name: NONINTR3

Tag Name:

Inherited Universe:

Universe:

Universe Description:

Question Text: ** CREATED in Post-Processing **

Type: Integer

Length: 1

Min: 0

Max: 1

- Don't Know
- Refuse
- Empty

- On Input
- On Output

Array:

Special Instructions: NOTE: Created in post processing based on NONINTER

Instrument SAS Name: NONINTER_3

Destination Data Set: CHAI

Field

NONINTER_4
NONINTER_4

Description: Language problem - specify

Form Pane Label:

SAS Name: NONINTR4

Tag Name:

Inherited Universe:

Universe:

Universe Description:

Question Text: ** CREATED in Post-Processing **

Type: Integer

Length: 1

Min: 0

Max: 1

- Don't Know
- Refuse
- Empty

- On Input
- On Output

Array:

Special Instructions: NONOTE: Created in post processing based on NONINTER

Instrument SAS Name: NONINTER_4

Destination Data Set: CHAI

NONINTER_5

NONINTER_5

Field

Description: Health problem

Form Pane Label:

SAS Name: NONINTR5

Tag Name:

Inherited Universe:

Universe:

Universe Description:

Question Text: ** CREATED in Post-Processing **

Type: Integer

Length: 1

Min: 0

Max: 1

- Don't Know
- Refuse
- Empty

- On Input
- On Output

Array:

Special Instructions: NOTE: Created in post processing based on NONINTER

Instrument SAS Name: NONINTER_5

Destination Data Set: CHAI

Field

NONINTER_6
NONINTER_6

Description: Successful paper questionnaire placement / pick-up

Form Pane Label:

SAS Name: NONINTR7

Tag Name:

Inherited Universe:

Universe:

Universe Description:

Question Text: ** CREATED in Post-Processing **

Type: Integer

Length: 1

Min: 0

Max: 1

- Don't Know
- Refuse
- Empty

- On Input
- On Output

Array:

Special Instructions: NOTE: Created in post processing based on NONINTER

Instrument SAS Name: NONINTER_6

Destination Data Set: CHAI

NONINTER_99

Field

NONINTER_99

Description: Other unable to conduct interview/partial - specify

Form Pane Label:

SAS Name: NONINTR8

Tag Name:

Inherited Universe:

Universe:

Universe Description:

Question Text: ** CREATED in Post-Processing **

Type: Integer

Length: 1

Min: 0

Max: 1

- Don't Know
- Refuse
- Empty

- On Input
- On Output

Array:

Special Instructions: NOTE: Created in post processing based on NONINTER

Instrument SAS Name: NONINTER_99

Destination Data Set: CHAI

Field

cLANGUAGE_1
cLANGUAGE_1

Description: Specify language or dialoect

Form Pane Label:

SAS Name: LANGUAGE1

Tag Name:

Inherited Universe:

Universe:

Universe Description:

Question Text: ** CREATED in Post-Processing **

Type: Integer

Length: 1

Min: 0

Max: 1

- Don't Know
- Refuse
- Empty

- On Input
- On Output

Array:

Special Instructions: NOTE: Created in post processing based on cLANGUAGE
(IF 1 is selected in cLANGUAGE then LANGUAGECODE_1 = 1
ELSE set LANGUAGECODE_1 = 0)

Instrument SAS Name: cLANGUAGE_1

Destination Data Set: CHAI

cLANGUAGE_2
cLANGUAGE_2

Field

Description: No household member able to translate

Form Pane Label:

SAS Name: LANGUAGE2

Tag Name:

Inherited Universe:

Universe:

Universe Description:

Question Text: ** CREATED in Post-Processing **

Type: Integer

Length: 1

Min: 0

Max: 1

- Don't Know
- Refuse
- Empty

- On Input
- On Output

Array:

Special Instructions: NOTE: Created in post processing based on cLANGUAGE

Instrument SAS Name: cLANGUAGE_2

Destination Data Set: CHAI

Field

cLANGUAGE_3
cLANGUAGE_3

Description: Contact RO/FS about language problem

Form Pane Label:

SAS Name: LANGUAGE3

Tag Name:

Inherited Universe:

Universe:

Universe Description:

Question Text: ** CREATED in Post-Processing **

Type: Integer

Length: 1

Min: 0

Max: 1

- Don't Know
- Refuse
- Empty

- On Input
- On Output

Array:

Special Instructions: NOTE: Created in post processing based on cLANGUAGE

Instrument SAS Name: cLANGUAGE_3

Destination Data Set: CHAI

cLANGUAGE_4
cLANGUAGE_4

Field

Description: Unable to find translator

Form Pane Label:

SAS Name: LANGUAGE4

Tag Name:

Inherited Universe:

Universe:

Universe Description:

Question Text: ** CREATED in Post-Processing **

Type: Integer

Length: 1

Min: 0

Max: 1

- Don't Know
- Refuse
- Empty

- On Input
- On Output

Array:

Special Instructions: NOTE: Created in post processing based on cLANGUAGE

Instrument SAS Name: cLANGUAGE_4

Destination Data Set: CHAI

Field

cLANGUAGE_5
cLANGUAGE_5

Description: No time left to find translator

Form Pane Label:

SAS Name: LANGUAGE5

Tag Name:

Inherited Universe:

Universe:

Universe Description:

Question Text: ** CREATED in Post-Processing **

Type: Integer

Length: 1

Min: 0

Max: 1

- Don't Know
- Refuse
- Empty

- On Input
- On Output

Array:

Special Instructions: NOTE: Created in post processing based on cLANGUAGE

Instrument SAS Name: cLANGUAGE_5

Destination Data Set: CHAI

RSPNDENT_1
RSPNDENT_1

Field

Description: Not interested

Form Pane Label:

SAS Name: RSPDNT01

Tag Name:

Inherited Universe:

Universe:

Universe Description:

Question Text: ** CREATED in Post-Processing **

Type: Integer

Length: 1

Min: 0

Max: 1

- Don't Know
- Refuse
- Empty

- On Input
- On Output

Array:

Special Instructions: NOTE: Created in post processing based on RSPNDENT

Instrument SAS Name: RSPNDENT_1

Destination Data Set: CHAI

Field

RSPNDENT_2
RSPNDENT_2

Description: Too busy

Form Pane Label:

SAS Name: RSPDNT02

Tag Name:

Inherited Universe:

Universe:

Universe Description:

Question Text: ** CREATED in Post-Processing **

Type: Integer

Length: 1

Min: 0

Max: 1

- Don't Know
- Refuse
- Empty

- On Input
- On Output

Array:

Special Instructions: NOTE: Created in post processing based on RSPNDENT

Instrument SAS Name: RSPNDENT_2

Destination Data Set: CHAI

RSPNDENT_3

RSPNDENT_3

Field

Description: Interview takes to much time

Form Pane Label:

SAS Name: RSPDNT03

Tag Name:

Inherited Universe:

Universe:

Universe Description:

Question Text: ** CREATED in Post-Processing **

Type: Integer

Length: 1

Min: 0

Max: 1

- Don't Know
- Refuse
- Empty

- On Input
- On Output

Array:

Special Instructions: NOTE: Created in post processing based on RSPNDENT

Instrument SAS Name: RSPNDENT_3

Destination Data Set: CHAI

Field

RSPNDENT_4
RSPNDENT_4

Description: Scheduling difficulties

Form Pane Label:

SAS Name: RSPDNT05

Tag Name:

Inherited Universe:

Universe:

Universe Description:

Question Text: ** CREATED in Post-Processing **

Type: Integer

Length: 1

Min: 0

Max: 1

- Don't Know
- Refuse
- Empty

- On Input
- On Output

Array:

Special Instructions: NOTE: Created in post processing based on RSPNDENT

Instrument SAS Name: RSPNDENT_4

Destination Data Set: CHAI

RSPNDENT_5
RSPNDENT_5

Field

Description: Survey is voluntary

Form Pane Label:

SAS Name: RSPDNT06

Tag Name:

Inherited Universe:

Universe:

Universe Description:

Question Text: ** CREATED in Post-Processing **

Type: Integer

Length: 1

Min: 0

Max: 1

- Don't Know
- Refuse
- Empty

- On Input
- On Output

Array:

Special Instructions: NOTE: Created in post processing based on RSPNDENT

Instrument SAS Name: RSPNDENT_5

Destination Data Set: CHAI

Field

RSPNDENT_6
RSPNDENT_6

Description: Privacy concerns

Form Pane Label:

SAS Name: RSPDNT07

Tag Name:

Inherited Universe:

Universe:

Universe Description:

Question Text: ** CREATED in Post-Processing **

Type: Integer

Length: 1

Min: 0

Max: 1

- Don't Know
- Refuse
- Empty

- On Input
- On Output

Array:

Special Instructions: NOTE: Created in post processing based on RSPNDENT

Instrument SAS Name: RSPNDENT_6

Destination Data Set: CHAI

RSPNDENT_7

RSPNDENT_7

Field

Description: Local / State / Federal government concerns

Form Pane Label:

SAS Name: RSPDNT08

Tag Name:

Inherited Universe:

Universe:

Universe Description:

Question Text: ** CREATED in Post-Processing **

Type: Integer

Length: 1

Min: 0

Max: 1

- Don't Know
- Refuse
- Empty

- On Input
- On Output

Array:

Special Instructions: NOTE: Created in post processing based on RSPNDENT

Instrument SAS Name: RSPNDENT_7

Destination Data Set: CHAI

Field

RSPNDENT_8
RSPNDENT_8

Description: Asks questions about the survey

Form Pane Label:

SAS Name: RSPDNT09

Tag Name:

Inherited Universe:

Universe:

Universe Description:

Question Text: ** CREATED in Post-Processing **

Type: Integer

Length: 1

Min: 0

Max: 1

- Don't Know
- Refuse
- Empty

- On Input
- On Output

Array:

Special Instructions: NOTE: Created in post processing based on RSPNDENT

Instrument SAS Name: RSPNDENT_8

Destination Data Set: CHAI

RSPNDENT_9
RSPNDENT_9

Field

Description: Hang-up / slams door on FR

Form Pane Label:

SAS Name: RSPDNT11

Tag Name:

Inherited Universe:

Universe:

Universe Description:

Question Text: ** CREATED in Post-Processing **

Type: Integer

Length: 1

Min: 0

Max: 1

- Don't Know
- Refuse
- Empty

- On Input
- On Output

Array:

Special Instructions: NOTE: Created in post processing based on RSPNDENT

Instrument SAS Name: RSPNDENT_9

Destination Data Set: CHAI

Field

RSPNDENT_10
RSPNDENT_10

Description: Hostile or threatens FR

Form Pane Label:

SAS Name: RSPDNT12

Tag Name:

Inherited Universe:

Universe:

Universe Description:

Question Text: ** CREATED in Post-Processing **

Type: Integer

Length: 1

Min: 0

Max: 1

- Don't Know
- Refuse
- Empty

- On Input
- On Output

Array:

Special Instructions: NOTE: Created in post processing based on RSPNDENT

Instrument SAS Name: RSPNDENT_10

Destination Data Set: CHAI

RSPNDENT_11
RSPNDENT_11

Field

Description: Family issues (Death, illness, block participation in survey)

Form Pane Label:

SAS Name: RSPDNT15

Tag Name:

Inherited Universe:

Universe:

Universe Description:

Question Text: ** CREATED in Post-Processing **

Type: Integer

Length: 1

Min: 0

Max: 1

- Don't Know
- Refuse
- Empty

- On Input
- On Output

Array:

Special Instructions: NOTE: Created in post processing based on RSPNDENT

Instrument SAS Name: RSPNDENT_11

Destination Data Set: CHAI

Field

RSPNDENT_12
RSPNDENT_12

Description: Gave that information last time

Form Pane Label:

SAS Name: RSPDNT17

Tag Name:

Inherited Universe:

Universe:

Universe Description:

Question Text: ** CREATED in Post-Processing **

Type: Integer

Length: 1

Min: 0

Max: 1

- Don't Know
- Refuse
- Empty

- On Input
- On Output

Array:

Special Instructions: NOTE: Created in post processing based on RSPNDENT

Instrument SAS Name: RSPNDENT_12

Destination Data Set: CHAI

RSPNDENT_13
RSPNDENT_13

Field

Description: Asked too many personal questions last time

Form Pane Label:

SAS Name: RSPDNT18

Tag Name:

Inherited Universe:

Universe:

Universe Description:

Question Text: ** CREATED in Post-Processing **

Type: Integer

Length: 1

Min: 0

Max: 1

- Don't Know
- Refuse
- Empty

- On Input
- On Output

Array:

Special Instructions: NOTE: Created in post processing based on RSPNDENT

Instrument SAS Name: RSPNDENT_13

Destination Data Set: CHAI

Field

RSPNDENT_14
RSPNDENT_14

Description: Too many interviews

Form Pane Label:

SAS Name: RSPDNT19

Tag Name:

Inherited Universe:

Universe:

Universe Description:

Question Text: ** CREATED in Post-Processing **

Type: Integer

Length: 1

Min: 0

Max: 1

- Don't Know
- Refuse
- Empty

- On Input
- On Output

Array:

Special Instructions: NOTE: Created in post processing based on RSPNDENT

Instrument SAS Name: RSPNDENT_14

Destination Data Set: CHAI

RSPNDENT_15

RSPNDENT_15

Field

Description: Intends to quit survey

Form Pane Label:

SAS Name: RSPDNT21

Tag Name:

Inherited Universe:

Universe:

Universe Description:

Question Text: ** CREATED in Post-Processing **

Type: Integer

Length: 1

Min: 0

Max: 1

- Don't Know
- Refuse
- Empty

- On Input
- On Output

Array:

Special Instructions: NOTE: Created in post processing based on RSPNDENT

Instrument SAS Name: RSPNDENT_15

Destination Data Set: CHAI

Field

RSPNDENT_98
RSPNDENT_98

Description: No concerns

Form Pane Label:

SAS Name: RSPDNT22

Tag Name:

Inherited Universe:

Universe:

Universe Description:

Question Text: ** CREATED in Post-Processing **

Type: Integer

Length: 1

Min: 0

Max: 1

- Don't Know
- Refuse
- Empty

- On Input
- On Output

Array:

Special Instructions: NOTE: Created in post processing based on RSPNDENT

Instrument SAS Name: RSPNDENT_98

Destination Data Set: CHAI

RSPNDENT_99

Field

RSPNDENT_99

Description: Other - Specify

Form Pane Label:

SAS Name: RSPDNT23

Tag Name:

Inherited Universe:

Universe:

Universe Description:

Question Text: ** CREATED in Post-Processing **

Type: Integer

Length: 1

Min: 0

Max: 1

- Don't Know
- Refuse
- Empty

- On Input
- On Output

Array:

Special Instructions: NOTE: Created in post processing based on RSPNDENT

Instrument SAS Name: RSPNDENT_99

Destination Data Set: CHAI

Field

NCTTEL_1
NCTTEL_1

Description: Got answering machine/voicemail

Form Pane Label:

SAS Name: NCTTEL1

Tag Name:

Inherited Universe:

Universe:

Universe Description:

Question Text: ** CREATED in Post-Processing **

Type: Integer

Length: 1

Min: 0

Max: 1

- Don't Know
- Refuse
- Empty

- On Input
- On Output

Array:

Special Instructions: NOTE: Created in post processing based on NCTTEL

Instrument SAS Name: NCTTEL_1

Destination Data Set: CHAI

NCTTEL_2

Field

NCTTEL_2

Description: Ring no answer

Form Pane Label:

SAS Name: NCTTEL2

Tag Name:

Inherited Universe:

Universe:

Universe Description:

Question Text: ** CREATED in Post-Processing **

Type: Integer

Length: 1

Min: 0

Max: 1

- Don't Know
- Refuse
- Empty

- On Input
- On Output

Array:

Special Instructions: NOTE: Created in post processing based on NCTTEL

Instrument SAS Name: NCTTEL_2

Destination Data Set: CHAI

Field

NCTTEL_3
NCTTEL_3

Description: Busy signal

Form Pane Label:

SAS Name: NCTTEL3

Tag Name:

Inherited Universe:

Universe:

Universe Description:

Question Text: ** CREATED in Post-Processing **

Type: Integer

Length: 1

Min: 0

Max: 1

- Don't Know
- Refuse
- Empty

- On Input
- On Output

Array:

Special Instructions: NOTE: Created in post processing based on NCTTEL

Instrument SAS Name: NCTTEL_3

Destination Data Set: CHAI

NCTTEL_4
NCTTEL_4

Field

Description: Disconnected

Form Pane Label:

SAS Name: NCTTEL4

Tag Name:

Inherited Universe:

Universe:

Universe Description:

Question Text: ** CREATED in Post-Processing **

Type: Integer

Length: 1

Min: 0

Max: 1

- Don't Know
- Refuse
- Empty

- On Input
- On Output

Array:

Special Instructions: NOTE: Created in post processing based on NCTTEL

Instrument SAS Name: NCTTEL_4

Destination Data Set: CHAI

Field

NCTTEL_5
NCTTEL_5

Description: Wrong number

Form Pane Label:

SAS Name: NCTTEL5

Tag Name:

Inherited Universe:

Universe:

Universe Description:

Question Text: ** CREATED in Post-Processing **

Type: Integer

Length: 1

Min: 0

Max: 1

- Don't Know
- Refuse
- Empty

- On Input
- On Output

Array:

Special Instructions: NOTE: Created in post processing based on NCTTEL

Instrument SAS Name: NCTTEL_5

Destination Data Set: CHAI

NCTTEL_6
NCTTEL_6

Field

Description: Spoke with ineligible person

Form Pane Label:

SAS Name: NCTTEL6

Tag Name:

Inherited Universe:

Universe:

Universe Description:

Question Text: ** CREATED in Post-Processing **

Type: Integer

Length: 1

Min: 0

Max: 1

- Don't Know
- Refuse
- Empty

- On Input
- On Output

Array:

Special Instructions: NOTE: Created in post processing based on NCTTEL

Instrument SAS Name: NCTTEL_6

Destination Data Set: CHAI

Field

NCTTEL_7
NCTTEL_7

Description: Respondent left message (voicemail, text message, etc.)

Form Pane Label:

SAS Name: NCTTEL7

Tag Name:

Inherited Universe:

Universe:

Universe Description:

Question Text: ** CREATED in Post-Processing **

Type: Integer

Length: 1

Min: 0

Max: 1

- Don't Know
- Refuse
- Empty

- On Input
- On Output

Array:

Special Instructions: NOTE: Created in post processing based on NCTTEL

Instrument SAS Name: NCTTEL_7

Destination Data Set: CHAI

NCTTEL_99
NCTTEL_99

Field

Description: Other - specify

Form Pane Label:

SAS Name: NCTTEL8

Tag Name:

Inherited Universe:

Universe:

Universe Description:

Question Text: ** CREATED in Post-Processing **

Type: Integer

Length: 1

Min: 0

Max: 1

- Don't Know
- Refuse
- Empty

- On Input
- On Output

Array:

Special Instructions: NOTE: Created in post processing based on NCTTEL

Instrument SAS Name: NCTTEL_99

Destination Data Set: CHAI

Field

NCTPER_1
NCTPER_1

Description: No one home / No eligible person home

Form Pane Label:

SAS Name: NCTPER01

Tag Name:

Inherited Universe:

Universe:

Universe Description:

Question Text: ** CREATED in Post-Processing **

Type: Integer

Length: 1

Min: 0

Max: 1

- Don't Know
- Refuse
- Empty

- On Input
- On Output

Array:

Special Instructions: NOTE: Created in post processing based on NCTPER

Instrument SAS Name: NCTPER_1

Destination Data Set: CHAI

NCTPER_2

NCTPER_2

Field

Description: No one home - previous note / letter taken

Form Pane Label:

SAS Name: NCTPER03

Tag Name:

Inherited Universe:

Universe:

Universe Description:

Question Text: ** CREATED in Post-Processing **

Type: Integer

Length: 1

Min: 0

Max: 1

- Don't Know
- Refuse
- Empty

- On Input
- On Output

Array:

Special Instructions: NOTE: Created in post processing based on NCTPER

Instrument SAS Name: NCTPER_2

Destination Data Set: CHAI

Field

NCTPER_3
NCTPER_3

Description: Household does not answer door - evidence someone is home

Form Pane Label:

SAS Name: NCTPER04

Tag Name:

Inherited Universe:

Universe:

Universe Description:

Question Text: ** CREATED in Post-Processing **

Type: Integer

Length: 1

Min: 0

Max: 1

- Don't Know
- Refuse
- Empty

- On Input
- On Output

Array:

Special Instructions: NOTE: Created in post processing based on NCTPER

Instrument SAS Name: NCTPER_3

Destination Data Set: CHAI

NCTPER_4
NCTPER_4

Field

Description: Observe HH from vehicle

Form Pane Label:

SAS Name: NCTPER05

Tag Name:

Inherited Universe:

Universe:

Universe Description:

Question Text: ** CREATED in Post-Processing **

Type: Integer

Length: 1

Min: 0

Max: 1

- Don't Know
- Refuse
- Empty

- On Input
- On Output

Array:

Special Instructions: NOTE: Created in post processing based on NCTPER

Instrument SAS Name: NCTPER_4

Destination Data Set: CHAI

Field

NCTPER_5
NCTPER_5

Description: Unable to reach / locked gate / buzzer entry

Form Pane Label:

SAS Name: NCTPER07

Tag Name:

Inherited Universe:

Universe:

Universe Description:

Question Text: ** CREATED in Post-Processing **

Type: Integer

Length: 1

Min: 0

Max: 1

- Don't Know
- Refuse
- Empty

- On Input
- On Output

Array:

Special Instructions: NOTE: Created in post processing based on NCTPER

Instrument SAS Name: NCTPER_5

Destination Data Set: CHAI

NCTPER_6
NCTPER_6

Field

Description: Address does not exist / unable to locate

Form Pane Label:

SAS Name: NCTPER08

Tag Name:

Inherited Universe:

Universe:

Universe Description:

Question Text: ** CREATED in Post-Processing **

Type: Integer

Length: 1

Min: 0

Max: 1

- Don't Know
- Refuse
- Empty

- On Input
- On Output

Array:

Special Instructions: NOTE: Created in post processing based on NCTPER

Instrument SAS Name: NCTPER_6

Destination Data Set: CHAI

Field

NCTPER_7
NCTPER_7

Description: On vacation, away from home / at second home

Form Pane Label:

SAS Name: NCTPER09

Tag Name:

Inherited Universe:

Universe:

Universe Description:

Question Text: ** CREATED in Post-Processing **

Type: Integer

Length: 1

Min: 0

Max: 1

- Don't Know
- Refuse
- Empty

- On Input
- On Output

Array:

Special Instructions: NOTE: Created in post processing based on NCTPER

Instrument SAS Name: NCTPER_7

Destination Data Set: CHAI

NCTPER_8
NCTPER_8

Field

Description: Spoke with neighbor

Form Pane Label:

SAS Name: NCTPER10

Tag Name:

Inherited Universe:

Universe:

Universe Description:

Question Text: ** CREATED in Post-Processing **

Type: Integer

Length: 1

Min: 0

Max: 1

- Don't Know
- Refuse
- Empty

- On Input
- On Output

Array:

Special Instructions: NOTE: Created in post processing based on NCTPER

Instrument SAS Name: NCTPER_8

Destination Data Set: CHAI

Field

NCTPER_9
NCTPER_9

Description: Building management / doorman contact

Form Pane Label:

SAS Name: NCTPER11

Tag Name:

Inherited Universe:

Universe:

Universe Description:

Question Text: ** CREATED in Post-Processing **

Type: Integer

Length: 1

Min: 0

Max: 1

- Don't Know
- Refuse
- Empty

- On Input
- On Output

Array:

Special Instructions: NOTE: Created in post processing based on NCTPER

Instrument SAS Name: NCTPER_9

Destination Data Set: CHAI

NCTPER_10
NCTPER_10

Field

Description: Completed case (Type B/C, Vacant interview, or Temporarily Occupied Interview)

Form Pane Label:

SAS Name: NCTPER12

Tag Name:

Inherited Universe:

Universe:

Universe Description:

Question Text: ** CREATED in Post-Processing **

Type: Integer

Length: 1

Min: 0

Max: 1

- Don't Know
- Refuse
- Empty

- On Input
- On Output

Array:

Special Instructions: NOTE: Created in post processing based on NCTPER

Instrument SAS Name: NCTPER_10

Destination Data Set: CHAI

Field

NCTPER_99
NCTPER_99

Description: Other - specify

Form Pane Label:

SAS Name: NCTPER15

Tag Name:

Inherited Universe:

Universe:

Universe Description:

Question Text: ** CREATED in Post-Processing **

Type: Integer

Length: 1

Min: 0

Max: 1

- Don't Know
- Refuse
- Empty

- On Input
- On Output

Array:

Special Instructions: NOTE: Created in post processing based on NCTPER

Instrument SAS Name: NCTPER_99

Destination Data Set: CHAI

STRATEGGS_1

STRATEGGS_1

Field

Description: Advanced letter given

Form Pane Label:

SAS Name: STRATG01

Tag Name:

Inherited Universe:

Universe:

Universe Description:

Question Text: ** CREATED in Post-Processing **

Type: Integer

Length: 1

Min: 0

Max: 1

- Don't Know
- Refuse
- Empty

- On Input
- On Output

Array:

Special Instructions: NOTE: Created in post processing based on STRATEGGS

Instrument SAS Name: STRATEGGS_1

Destination Data Set: CHAI

Field

STRATEGGS_2
STRATEGGS_2

Description: Scheduled appointment

Form Pane Label:

SAS Name: STRATG02

Tag Name:

Inherited Universe:

Universe:

Universe Description:

Question Text: ** CREATED in Post-Processing **

Type: Integer

Length: 1

Min: 0

Max: 1

- Don't Know
- Refuse
- Empty

- On Input
- On Output

Array:

Special Instructions: NOTE: Created in post processing based on STRATEGGS

Instrument SAS Name: STRATEGGS_2

Destination Data Set: CHAI

STRATEGGS_3

STRATEGGS_3

Field

Description: Left note / appointment card

Form Pane Label:

SAS Name: STRATG03

Tag Name:

Inherited Universe:

Universe:

Universe Description:

Question Text: ** CREATED in Post-Processing **

Type: Integer

Length: 1

Min: 0

Max: 1

- Don't Know
- Refuse
- Empty

- On Input
- On Output

Array:

Special Instructions: NOTE: Created in post processing based on STRATEGGS

Instrument SAS Name: STRATEGGS_3

Destination Data Set: CHAI

Field

STRATEGGS_4
STRATEGGS_4

Description: Left promotional packet / informational brochure

Form Pane Label:

SAS Name: STRATG04

Tag Name:

Inherited Universe:

Universe:

Universe Description:

Question Text: ** CREATED in Post-Processing **

Type: Integer

Length: 1

Min: 0

Max: 1

- Don't Know
- Refuse
- Empty

- On Input
- On Output

Array:

Special Instructions: NOTE: Created in post processing based on STRATEGGS

Instrument SAS Name: STRATEGGS_4

Destination Data Set: CHAI

STRATEGGS_5

STRATEGGS_5

Field

Description: Called household

Form Pane Label:

SAS Name: STRATG05

Tag Name:

Inherited Universe:

Universe:

Universe Description:

Question Text: ** CREATED in Post-Processing **

Type: Integer

Length: 1

Min: 0

Max: 1

- Don't Know
- Refuse
- Empty

- On Input
- On Output

Array:

Special Instructions: NOTE: Created in post processing based on STRATEGGS

Instrument SAS Name: STRATEGGS_5

Destination Data Set: CHAI

Field

STRATEGGS_6
STRATEGGS_6

Description: Left message on answering machine/voicemail

Form Pane Label:

SAS Name: STRATG06

Tag Name:

Inherited Universe:

Universe:

Universe Description:

Question Text: ** CREATED in Post-Processing **

Type: Integer

Length: 1

Min: 0

Max: 1

- Don't Know
- Refuse
- Empty

- On Input
- On Output

Array:

Special Instructions: NOTE: Created in post processing based on STRATEGGS

Instrument SAS Name: STRATEGGS_6

Destination Data Set: CHAI

STRATEGGS_7

STRATEGGS_7

Field

Description: Waited for respondent

Form Pane Label:

SAS Name: STRATG11

Tag Name:

Inherited Universe:

Universe:

Universe Description:

Question Text: ** CREATED in Post-Processing **

Type: Integer

Length: 1

Min: 0

Max: 1

- Don't Know
- Refuse
- Empty

- On Input
- On Output

Array:

Special Instructions: NOTE: Created in post processing based on STRATEGGS

Instrument SAS Name: STRATEGGS_7

Destination Data Set: CHAI

Field

STRATEGGS_8
STRATEGGS_8

Description: Checked with neighbors

Form Pane Label:

SAS Name: STRATG12

Tag Name:

Inherited Universe:

Universe:

Universe Description:

Question Text: ** CREATED in Post-Processing **

Type: Integer

Length: 1

Min: 0

Max: 1

- Don't Know
- Refuse
- Empty

- On Input
- On Output

Array:

Special Instructions: NOTE: Created in post processing based on STRATEGGS

Instrument SAS Name: STRATEGGS_8

Destination Data Set: CHAI

STRATEGGS_9

STRATEGGS_9

Field

Description: Contacted other family members

Form Pane Label:

SAS Name: STRATG13

Tag Name:

Inherited Universe:

Universe:

Universe Description:

Question Text: ** CREATED in Post-Processing **

Type: Integer

Length: 1

Min: 0

Max: 1

- Don't Know
- Refuse
- Empty

- On Input
- On Output

Array:

Special Instructions: NOTE: Created in post processing based on STRATEGGS

Instrument SAS Name: STRATEGGS_9

Destination Data Set: CHAI

Field

STRATEGGS_10
STRATEGGS_10

Description: Contacted property manager doorman

Form Pane Label:

SAS Name: STRATG14

Tag Name:

Inherited Universe:

Universe:

Universe Description:

Question Text: ** CREATED in Post-Processing **

Type: Integer

Length: 1

Min: 0

Max: 1

- Don't Know
- Refuse
- Empty

- On Input
- On Output

Array:

Special Instructions: NOTE: Created in post processing based on STRATEGGS

Instrument SAS Name: STRATEGGS_10

Destination Data Set: CHAI

STRATEGES_11

STRATEGES_11

Field

Description: Offered incentive

Form Pane Label:

SAS Name: STRATG19

Tag Name:

Inherited Universe:

Universe:

Universe Description:

Question Text: ** CREATED in Post-Processing **

Type: Integer

Length: 1

Min: 0

Max: 1

- Don't Know
- Refuse
- Empty

- On Input
- On Output

Array:

Special Instructions: NOTE: Created in post processing based on STRATEGES

Instrument SAS Name: STRATEGES_11

Destination Data Set: CHAI

Field

STRATEGGS_12
STRATEGGS_12

Description: CED double placement

Form Pane Label:

SAS Name: STRATG20

Tag Name:

Inherited Universe:

Universe:

Universe Description:

Question Text: ** CREATED in Post-Processing **

Type: Integer

Length: 1

Min: 0

Max: 1

- Don't Know
- Refuse
- Empty

- On Input
- On Output

Array:

Special Instructions: NOTE: Created in post processing based on STRATEGGS

Instrument SAS Name: STRATEGGS_12

Destination Data Set: CHAI

STRATEGGS_98
STRATEGGS_98

Field

Description: No strategies

Form Pane Label:

SAS Name: STRATG22

Tag Name:

Inherited Universe:

Universe:

Universe Description:

Question Text: ** CREATED in Post-Processing **

Type: Integer

Length: 1

Min: 0

Max: 1

- Don't Know
- Refuse
- Empty

- On Input
- On Output

Array:

Special Instructions: NOTE: Created in post processing based on STRATEGGS

Instrument SAS Name: STRATEGGS_98

Destination Data Set: CHAI

Field

STRATEGGS_99
STRATEGGS_99

Description: Other - specify

Form Pane Label:

SAS Name: STRATG23

Tag Name:

Inherited Universe:

Universe:

Universe Description:

Question Text: ** CREATED in Post-Processing **

Type: Integer

Length: 1

Min: 0

Max: 1

- Don't Know
- Refuse
- Empty

- On Input
- On Output

Array:

Special Instructions: NOTE: Created in post processing based on STRATEGGS

Instrument SAS Name: STRATEGGS_99

Destination Data Set: CHAI

ACTCODE

Field

ACTCODE

Description: Action Code

Form Pane Label:

SAS Name: ACTCODE

Tag Name:

Inherited Universe:

Universe:

Universe Description:

Question Text: ** OUT VARIABLE **

Type: Integer

Length: 2

Min:

Max:

- Don't Know
- Refuse
- Empty

- On Input
- On Output

Array:

Instrument SAS Name: ACTCODE

Destination Data Set: CHAI

Field

FINALOUTCOME
FINALOUTCOME

Description: Final CAPI Outcome Code

Form Pane Label:

SAS Name: FNLOTCME

Tag Name:

Inherited Universe:

Universe:

Universe Description:

Question Text: ** OUT VARIABLE **

Type: Integer

Length: 3

Min:

Max:

- Don't Know
- Refuse
- Empty

- On Input
- On Output

Array:

Instrument SAS Name: FINALOUTCOME

Destination Data Set: CHAI

LAUNCH

LAUNCH

Field

Description: Launch Code

Form Pane Label:

SAS Name: LAUNCH

Tag Name:

Inherited Universe:

Universe:

Universe Description:

Question Text: ** OUT VARIABLE **

Type: Integer

Length: 1

Min:

Max:

- Don't Know
- Refuse
- Empty

- On Input
- On Output

Array:

Instrument SAS Name: LAUNCH

Destination Data Set: CHAI

Field

OUTCOME
OUTCOME

Description: Outcome Code at the time the chi record was created

Form Pane Label:

SAS Name: COUTCOME

Tag Name:

Inherited Universe:

Universe:

Universe Description:

Question Text: ** OUT VARIABLE **

Type: Integer

Length: 3

Min:

Max:

- Don't Know
- Refuse
- Empty

- On Input
- On Output

Array:

Instrument SAS Name: OUTCOME

Destination Data Set: CHAI

TIMER

Field

TIMER

Description: Number of seconds the CHI instrument was open for each record

Form Pane Label:

SAS Name: CHI_TIME

Tag Name:

Inherited Universe:

Universe:

Universe Description:

Question Text: ** OUT VARIABLE **

Type: Integer

Length: 8

Min:

Max:

- Don't Know
- Refuse
- Empty

- On Input
- On Output

Array:

Instrument SAS Name: TIMER

Destination Data Set: CHAI

Field

VISITDATE
VISITDATE

Description: Equal to FRDATE, if FRDATE = Blank, then VISITDATE = CALLDATE

Form Pane Label:

SAS Name: VISTDATE

Tag Name:

Inherited Universe:

Universe:

Universe Description:

Question Text: ** OUT VARIABLE **

Type: Integer

Length: 14

Min:

Max:

- Don't Know
- Refuse
- Empty

- On Input
- On Output

Array:

Instrument SAS Name: VISITDATE

Destination Data Set: CHAI

JBID

Field

Description: Interviewer ID

Form Pane Label:

SAS Name: CFRCODE

Tag Name:

Inherited Universe:

Universe:

Universe Description:

Question Text: ** NOT DISPLAYED **

Type: String

Length: 8

- Don't Know
- Refuse
- Empty

- On Input
- On Output

Array:

Instrument SAS Name: JBID

Destination Data Set: CHAI

Block

Processing_Documentation

Processing_Documentation

Description: Special datasets/fields created in processing for BLS

Tab Name:

Fly Over Name:

Universe Type: lf

Inherited Universe:

Universe:

Universe Description:

Array:

Block Instructions: The fields in this block are just for documentation on the control file for BLS. (At BLS's request, all datasets sent to BLS should be documented on the control file.) The processing programs do not use any of the information about the fields in this block.

EOPA_Fields

EOPA_Fields

Block

Description:

Tab Name:
Fly Over Name:
Universe Type: lf

Inherited Universe:

Universe:

Universe Description:

Array:

Block Instructions:

Field

PROP_NOA
EOPA_Fields.PROP_NOA

Description: Property number for loan

Form Pane Label:

SAS Name:

Tag Name:

Inherited Universe:

Universe:

Universe Description:

Question Text:

Type: String

Length: 2

- Don't Know
- Refuse
- Empty

- On Input
- On Output

Array:

Special Instructions: Valid Values: 1-99

Destination Data Set: EOPA

OWNYA

Field

EOPA_Fields.OWNYA

Description: Property code

Form Pane Label:

SAS Name:

Tag Name:

Inherited Universe:

Universe:

Universe Description:

Question Text:

Type: String

Length: 3

- Don't Know
- Refuse
- Empty

- On Input
- On Output

Array:

Special Instructions: Valid Values: 100 = Sample Unit
200 = Former Home
300 = Vacation home
400 = Land with no building on it
600 = Residential business property

Destination Data Set: EOPA

Field

STILOWN
EOPA_Fields.STILOWN

Description: Still own property

Form Pane Label:

SAS Name:

Tag Name:

Inherited Universe:

Universe:

Universe Description: This is a "good" property. (Not previously deleted.)

Question Text:

Type: String

Length: 1

Don't Know

Refuse

Empty

On Input

On Output

Array:

Special Instructions: Valid Value:

1 = Yes

2 = No

F = Don't Know

R = Refused

Destination Data Set: EOPA

BSNSEXPA

Field

EOPA_Fields.BSNSEXPA

Description: Any business expenses for this property

Form Pane Label:

SAS Name:

Tag Name:

Inherited Universe:

Universe: (STILOWN = 1, 2, DK or RF) AND (8500.OWNYB <> 600) AND
(BCeintro.BUSCREEN <> 2)

Universe Description:

Question Text:

Type: String

Length: 1

Don't Know

Refuse

Empty

On Input

On Output

Array:

Special Instructions: Valid Value:

1 = Yes

2 = No

F = Don't Know

R = Refused

Destination Data Set: EOPA

Field

OBSNSZBA
EOPA_Fields.OBSNSZBA

Description: Percent of property expenses deducted for business

Form Pane Label:

SAS Name:

Tag Name:

Inherited Universe:

Universe: BSNSEXPA = 1

Universe Description:

Question Text:

Type: Real / decimal

Length: 8

Min: 0.00

Max: 1.00

Don't Know

Refuse

Empty

On Input

On Output

Array:

Destination Data Set: EOPA

REC_STAT
EOPA_Fields.REC_STAT

Field

Description: Record status

Form Pane Label:

SAS Name:

Tag Name:

Inherited Universe:

Universe:

Universe Description:

Question Text:

Type: String

Length: 1

- Don't Know
- Refuse
- Empty

- On Input
- On Output

Array:

Special Instructions: Valid Values: 1 = Active Record
3 = Inactive Record

Destination Data Set: EOPA

Field

REC_ORIG
EOPA_Fields.REC_ORIG

Description: Record origin

Form Pane Label:

SAS Name:

Tag Name:

Inherited Universe:

Universe:

Universe Description:

Question Text:

Type: String

Length: 1

- Don't Know
- Refuse
- Empty

- On Input
- On Output

Array:

Special Instructions: Valid Values: 1 = data from current month interview

Destination Data Set: EOPA

EOPJ_Fields

EOPJ_Fields

Block

Description:

Tab Name:

Fly Over Name:

Universe Type: lf

Inherited Universe:

Universe:

Universe Description:

Array:

Block Instructions:

Field

PROP_NOJ
EOPJ_Fields.PROP_NOJ

Description: Property Number

Form Pane Label:

SAS Name:

Tag Name:

Inherited Universe:

Universe:

Universe Description:

Question Text:

Type: String

Length: 2

- Don't Know
- Refuse
- Empty

- On Input
- On Output

Array:

Special Instructions: Valid Values: 01-99

Destination Data Set: EOPJ

LOANTYPJ
EOPJ_Fields.LOANTYPJ

Field

Description: Loan Type

Form Pane Label:

SAS Name:

Tag Name:

Inherited Universe:

Universe:

Universe Description:

Question Text:

Type: String

Length: 1

- Don't Know
- Refuse
- Empty

- On Input
- On Output

Array:

Destination Data Set: EOPJ

Field

MCHANGE
EOPJ_Fields.MCHANGE

Description: Change in loan payment

Form Pane Label:

SAS Name:

Tag Name:

Inherited Universe:

Universe:

Universe Description:

Question Text:

Type: String

Length: 1

Don't Know

Refuse

Empty

On Input

On Output

Array:

Destination Data Set: EOPJ

MORTCHNG

EOPJ_Fields.MORTCHNG

Field

Description: Reason for change in loan payment

Form Pane Label:

SAS Name:

Tag Name:

Inherited Universe:

Universe: MCHANGE = 1

Universe Description: Yes, there have been changes to this mortgage/lump sum home equity loan.

Question Text:

Type: String

Length: 1

Don't Know

Refuse

Empty

On Input

On Output

Array:

Special Instructions: Valid Values:

1 = Change in escrow payment (include changes in property taxes, insurance)

2 = Change in interest rate

3 = Paid off

4 = Change in amount of the graduated payment for a graduated payment

5 = renegotiated (rollover or renegotiable)

6 = Refinanced (this includes changing the term of the loan)

7 = Paid less than the required amount

8 = Other reason

9 = More than one of the above

F = Don't know

R = Refused

Destination Data Set: EOPJ

Field

ORWHAT
EOPJ_Fields.ORWHAT

Description: Terms of mortgage or home equity loan

Form Pane Label:

SAS Name:

Tag Name:

Inherited Universe:

Universe: MORTCHNG = 5, 6, 8, 9, DK or RF

Universe Description:

Question Text:

Type: String

Length: 1

Don't Know

Refuse

Empty

On Input

On Output

Array:

Special Instructions: Valid Values:

1 = 30-year

2 = 15-year

3 = Something else

F = Don't know

R = Refused

Destination Data Set: EOPJ

MRTTERMJ

Field

EOPJ_Fields.MRTTERMJ

Description: Other term for mortgage or home equity loan

Form Pane Label:

SAS Name:

Tag Name:

Inherited Universe:

Universe: ORWHAT = 3

Universe Description: Something other than a 15 or 30 year mortgage/lump sum.

Question Text:

Type: Integer

Length: 2

Min: 1

Max: 50

Don't Know

Refuse

Empty

On Input

On Output

Array:

Destination Data Set: EOPJ

Field

FIXEDRTJ
EOPJ_Fields.FIXEDRTJ

Description: Fixed rate on loan/mortgage

Form Pane Label:

SAS Name:

Tag Name:

Inherited Universe:

Universe: MORTCHNG = 5, 6, 8, 9, DK or RF

Universe Description: (ORWHAT = 1, 2, DK or RF) OR (MRTTERMJ = 1-50, DK or RF)

Question Text:

Type: String

Length: 1

Don't Know

Refuse

Empty

On Input

On Output

Array:

Special Instructions: Valid Values:

1 = Yes

2 = No

F = Don't know

R = Refused

Destination Data Set: EOPJ

PAYTOTHJ
EOPJ_Fields.PAYTOTHJ

Field

Description: Other type of mortgage payment

Form Pane Label:

SAS Name:

Tag Name:

Inherited Universe:

Universe: PAYTYPJ = 3

Universe Description:

Question Text:

Type: String

Length: 30

- Don't Know
- Refuse
- Empty

- On Input
- On Output

Array:

Destination Data Set: EOPJ

Field

ORGMRTJX
EOPJ_Fields.ORGMRTJX

Description: Principal amount of mortgage or home equity loan

Form Pane Label:

SAS Name:

Tag Name:

Inherited Universe:

Universe: (FIXEDRTJ = 1) OR (PAYTYPJ = 1-2, DK or RF) OR
(PAYTOTHJ = Entry)

Universe Description:

Question Text:

Type: Integer

Length: 9

Min: 1

Max: 99999999

Don't Know

Refuse

Empty

On Input

On Output

Array:

Destination Data Set: EOPJ

NEWMRRTJ

Field

EOPJ_Fields.NEWMRRTJ

Description: Interest rate for mortgage or home equity loan

Form Pane Label:

SAS Name:

Tag Name:

Inherited Universe:

Universe: (ORGMRTJX = 1-99999999, DK or RF) OR (MORTCHNG = 2)

Universe Description:

Question Text:

Type: Real / decimal

Length: 6

Min: 0.000

Max: 1.000

Don't Know

Refuse

Empty

On Input

On Output

Array:

Destination Data Set: EOPJ

Field

PYJOTH
EOPJ_Fields.PYJOTH

Description: Other type of mortgage payment

Form Pane Label:

SAS Name:

Tag Name:

Inherited Universe:

Universe: PYRINIJ = 6

Universe Description:

Question Text:

Type: String

Length: 30

- Don't Know
- Refuse
- Empty

- On Input
- On Output

Array:

Destination Data Set: EOPJ

M RTPMTJX
EOPJ_Fields.M RTPMTJX

Field

Description: Total loan payment

Form Pane Label:

SAS Name:

Tag Name:

Inherited Universe:

Universe: [(PYRINIJ = 1-5, 77 or RF) OR (PYJOTH = ENTRY)] AND
(8500.FIXEDRTE = 1 or FIXEDRTJ = 1)

Universe Description:

Question Text:

Type: Integer

Length: 9

Min: 1

Max: 99999999

Don't Know

Refuse

Empty

On Input

On Output

Array:

Destination Data Set: EOPJ

Field

PRININJX
EOPJ_Fields.PRININJX

Description: Total loan amount for principal and interest

Form Pane Label:

SAS Name:

Tag Name:

Inherited Universe:

Universe: (MRTPMTJX = 1-99999999, DK or RF) AND
(any code 3-6 selected in PYRINIJ)

Universe Description:

Question Text:

Type: Integer

Length: 9

Min: 0

Max: 99999999

Don't Know

Refuse

Empty

On Input

On Output

Array:

Destination Data Set: EOPJ

MORTCHMO

Field

EOPJ_Fields.MORTCHMO

Description: Month of mortgage/home equity loan change

Form Pane Label:

SAS Name:

Tag Name:

Inherited Universe:

Universe: (MORTCHNG = 3) OR
(MRTPMTJX = 1-99999999, DK or RF and no code 3 - 6 selected in PYRINIJ) OR
(PRININJX = 0- 99999999, DK or RF) OR
(((8500.FIXEDRTE = 2, DK or RF) or (FIXEDRTJ = 2, DK or RF))
AND ((1-6 or 77 selected in PYRINIJ) or (PYRINIJ = RF)))

Universe Description:

Question Text:

Type: String

Length: 2

Don't Know
 Refuse
 Empty

On Input
 On Output

Array:

Special Instructions: Valid Values:

01 = January
02 = February
03 = March
04 = April
05 = May
06 = June
07 = July
08 = August
09 = September
10 = October
11 = November
12 = December

F = Don't know

R = Refused

Destination Data Set: EOPJ

PYMTJX1

Field

EOPJ_Fields.PYMTJX1

Description: Reference month payment

Form Pane Label:

SAS Name:

Tag Name:

Inherited Universe:

Universe: (MORTCHNG = 7) OR
(MORTCHMO = 1-12, DK or RF AND FIXEDRTJ = 2, DK or RF) OR
[((FIXEDRTJ = 2, DK or RF) or (MCHANGE = 2, DK or RF)) AND
8500.FIXEDRTE = 2, DK or RF]

Universe Description:

Question Text:

Type: Integer

Length: 9

Min: 0

Max: 99999999

Don't Know

Refuse

Empty

On Input

On Output

Array:

Destination Data Set: EOPJ

Field

PRNINJX1
EOPJ_Fields.PRNINJX1

Description: Reference month principal/interest

Form Pane Label:

SAS Name:

Tag Name:

Inherited Universe:

Universe: (PYMTJX1 = 1-99999999, DK or RF) AND
[8500.PAYPROTX = 3 or 8500.PAYPROIN = 4 or
8500.PAYMORIN = 5 or 8500.PAYOTHER = 6 or
(any codes 3-6 selected in PYRINIJ)]

Universe Description:

Question Text:

Type: Integer

Length: 9

Min: 0

Max: 99999999

Don't Know

Refuse

Empty

On Input

On Output

Array:

Destination Data Set: EOPJ

PYMTJX2

Field

EOPJ_Fields.PYMTJX2

Description: Month 2 payment

Form Pane Label:

SAS Name:

Tag Name:

Inherited Universe:

Universe: PYMTJX1 = 0-99999999, DK or RF

Universe Description:

Question Text:

Type: Integer

Length: 9

Min: 0

Max: 99999999

Don't Know

Refuse

Empty

On Input

On Output

Array:

Destination Data Set: EOPJ

Field

PRNINJX2
EOPJ_Fields.PRNINJX2

Description: Month 2 principal/interest

Form Pane Label:

SAS Name:

Tag Name:

Inherited Universe:

Universe: (PYMTJX2 = 1-99999999, DK or RF) AND
[8500.PAYPROTX = 3 or 8500.PAYPROIN = 4 or
8500.PAYMORIN = 5 or 8500.PAYOTHER = 6 or
(any codes 3 to 6 selected in PYRINIJ)]

Universe Description:

Question Text:

Type: Integer

Length: 9

Min: 0

Max: 99999999

Don't Know

Refuse

Empty

On Input

On Output

Array:

Destination Data Set: EOPJ

PYMTJX3

Field

EOPJ_Fields.PYMTJX3

Description: Last month payment

Form Pane Label:

SAS Name:

Tag Name:

Inherited Universe:

Universe: PYMTJX2 = 0-99999999, DK or RF

Universe Description:

Question Text:

Type: Integer

Length: 9

Min: 0

Max: 99999999

Don't Know

Refuse

Empty

On Input

On Output

Array:

Destination Data Set: EOPJ

Field

PRNINJX3
EOPJ_Fields.PRNINJX3

Description: Last month principal/interest

Form Pane Label:

SAS Name:

Tag Name:

Inherited Universe:

Universe: (PYMTJX3 = 1-99999999, DK or RF) AND
[8500.PAYPROTX = 3 or 8500.PAYPROIN = 4 or
8500.PAYMORIN = 5 or 8500.PAYOTHER = 6 or
(any codes 3 to 6 selected in PYRINIJ)]

Universe Description:

Question Text:

Type: Integer

Length: 9

Min: 0

Max: 99999999

Don't Know

Refuse

Empty

On Input

On Output

Array:

Destination Data Set: EOPJ

PYPRINIJ
EOPJ_Fields.PYPRINIJ

Field

Description: Principal

Form Pane Label:

SAS Name:

Tag Name:

Inherited Universe:

Universe:

Universe Description:

Question Text:

Type: String

Length: 1

Don't Know

Refuse

Empty

On Input

On Output

Array:

Special Instructions: NOTE: See PYRINIJ for how to set this field

Valid Values: 1 = Principal

R = Refused

F = Don't know

Destination Data Set: EOPJ

Field

PYINTSTJ
EOPJ_Fields.PYINTSTJ

Description: Interest

Form Pane Label:

SAS Name:

Tag Name:

Inherited Universe:

Universe:

Universe Description:

Question Text:

Type: String

Length: 1

- Don't Know
- Refuse
- Empty

- On Input
- On Output

Array:

Special Instructions: NOTE: See PYRINIJ for how to set this field

Valid Values: 2 = Interest

R = Refused

F = Don't know

Destination Data Set: EOPJ

PYPROTXJ
EOPJ_Fields.PYPROTXJ

Field

Description: Property Taxes

Form Pane Label:

SAS Name:

Tag Name:

Inherited Universe:

Universe:

Universe Description:

Question Text:

Type: String

Length: 1

- Don't Know
- Refuse
- Empty

- On Input
- On Output

Array:

Special Instructions: NOTE: See PYRINIJ for how to set this field

Valid Values: 3 = Property tax

R = Refused

F = Don't know

Destination Data Set: EOPJ

Field

PYPROINJ
EOPJ_Fields.PYPROINJ

Description: Property insurance

Form Pane Label:

SAS Name:

Tag Name:

Inherited Universe:

Universe:

Universe Description:

Question Text:

Type: String

Length: 1

- Don't Know
- Refuse
- Empty

- On Input
- On Output

Array:

Special Instructions: NOTE: See PYRINIJ for how to set this field

Valid Values: 4 = Property insurance

R = Refused

F = Don't know

Destination Data Set: EOPJ

PYMORINJ

Field

EOPJ_Fields.PYMORINJ

Description: Mortgage guarantee insurance

Form Pane Label:

SAS Name:

Tag Name:

Inherited Universe:

Universe:

Universe Description:

Question Text:

Type: String

Length: 1

- Don't Know
- Refuse
- Empty

- On Input
- On Output

Array:

Special Instructions: NOTE: See PYRINIJ for how to set this field

Valid Values: 5 = Mortgage guarantee insurance

R = Refused

F = Don't know

Destination Data Set: EOPJ

Field

PYOTHERJ
EOPJ_Fields.PYOTHERJ

Description: Any other payments

Form Pane Label:

SAS Name:

Tag Name:

Inherited Universe:

Universe:

Universe Description:

Question Text:

Type: String

Length: 1

- Don't Know
- Refuse
- Empty

- On Input
- On Output

Array:

Special Instructions: NOTE: See PYRINIJ for how to set this field

Valid Values: 6 = Any other payments

R = Refused

F = Don't know

Destination Data Set: EOPJ

LOAN_NOJ

Field

EOPJ_Fields.LOAN_NOJ

Description: Loan number

Form Pane Label:

SAS Name:

Tag Name:

Inherited Universe:

Universe:

Universe Description:

Question Text:

Type: String

Length: 3

- Don't Know
- Refuse
- Empty

- On Input
- On Output

Array:

Destination Data Set: EOPJ

Field

ORGM_TJX
EOPJ_Fields.ORGM_TJX

Description: Range edit flag for ORGMRTJX

Form Pane Label:

SAS Name:

Tag Name:

Inherited Universe:

Universe:

Universe Description:

Question Text:

Type: String

Length: 2

- Don't Know
- Refuse
- Empty

- On Input
- On Output

Array:

Special Instructions: Valid Values:

A1 = (8500.OWNYB = 100 and ORGMRTJX lt 5000 or gt 315000) OR
(8500.OWNYB = 200 and ORGMRTJX lt 3000 or gt 350000) OR
(8500.OWNYB = 300 and ORGMRTJX lt 3000 or gt 400000) OR
(8500.OWNYB = 400 and ORGMRTJX lt 1000 or gt 124900)

Blank = Range edit passed

Destination Data Set: EOPJ

M RTP _ T J X
EOPJ_Fields.M RTP _ T J X

Field

Description: Range edit flag for MRTPMTJX

Form Pane Label:

SAS Name:

Tag Name:

Inherited Universe:

Universe:

Universe Description:

Question Text:

Type: String

Length: 2

- Don't Know
- Refuse
- Empty

- On Input
- On Output

Array:

Special Instructions: Valid Values:

A1 = MRTPMTJX lt 70 or gt 3000

Blank = Range edit passed

Destination Data Set: EOPJ

Field

PRIN_NJX
EOPJ_Fields.PRIN_NJX

Description: Range edit flag for PRININJX

Form Pane Label:

SAS Name:

Tag Name:

Inherited Universe:

Universe:

Universe Description:

Question Text:

Type: String

Length: 2

- Don't Know
- Refuse
- Empty

- On Input
- On Output

Array:

Special Instructions: Valid Values:

A1 = entry lt 40 or gt 2700

Blank = Range edit passed

Destination Data Set: EOPJ

NEWM_RTJ

Field

EOPJ_Fields.NEWM_RTJ

Description: Range edit flag for NEWMRRTJ

Form Pane Label:

SAS Name:

Tag Name:

Inherited Universe:

Universe:

Universe Description:

Question Text:

Type: String

Length: 2

- Don't Know
- Refuse
- Empty

- On Input
- On Output

Array:

Special Instructions: Valid Values:

A1 = entry lt 5 or gt 14

Blank = Range edit passed

Destination Data Set: EOPJ

Field

PYMTJX1_
EOPJ_Fields.PYMTJX1_

Description: Range edit for PYMTJX1

Form Pane Label:

SAS Name:

Tag Name:

Inherited Universe:

Universe:

Universe Description:

Question Text:

Type: String

Length: 2

- Don't Know
- Refuse
- Empty

- On Input
- On Output

Array:

Special Instructions: Valid Values:

A1 = PYMTJX1 = 1-70 or gt 3000

Blank = Range edit passed

Destination Data Set: EOPJ

PYMTJX2_
EOPJ_Fields.PYMTJX2_

Field

Description: Range edit for PYMTJX2

Form Pane Label:

SAS Name:

Tag Name:

Inherited Universe:

Universe:

Universe Description:

Question Text:

Type: String

Length: 2

- Don't Know
- Refuse
- Empty

- On Input
- On Output

Array:

Special Instructions: Valid Values:

A1 = PYMTJX2 1-70 or gt 3000

Blank = Range edit passed

Destination Data Set: EOPJ

Field

PYMTJX3_
EOPJ_Fields.PYMTJX3_

Description: Range edit for PYMTJX3

Form Pane Label:

SAS Name:

Tag Name:

Inherited Universe:

Universe:

Universe Description:

Question Text:

Type: String

Length: 2

- Don't Know
- Refuse
- Empty

- On Input
- On Output

Array:

Special Instructions: Valid Values:

A1 = PYMTJX3 lt 246 or gt 2690

Blank = Range edit passed

Destination Data Set: EOPJ

PRNI_JX1
EOPJ_Fields.PRNI_JX1

Field

Description: Range edit for PRNINJX1

Form Pane Label:

SAS Name:

Tag Name:

Inherited Universe:

Universe:

Universe Description:

Question Text:

Type: String

Length: 2

- Don't Know
- Refuse
- Empty

- On Input
- On Output

Array:

Special Instructions: Valid Values:

A1 = PRNINJX1 = 0-40 or gt 2700

Blank = Range edit passed

Destination Data Set: EOPJ

Field

PRNI_JX2
EOPJ_Fields.PRNI_JX2

Description: Range edit for PRNINJX2

Form Pane Label:

SAS Name:

Tag Name:

Inherited Universe:

Universe:

Universe Description:

Question Text:

Type: String

Length: 2

- Don't Know
- Refuse
- Empty

- On Input
- On Output

Array:

Special Instructions: Valid Values:

A1 = PRNINJX2 = 0-40 or gt 2700

Blank = Range edit passed

Destination Data Set: EOPJ

PRNI_JX3

Field

EOPJ_Fields.PRNI_JX3

Description: Range edit for PRNINJX3

Form Pane Label:

SAS Name:

Tag Name:

Inherited Universe:

Universe:

Universe Description:

Question Text:

Type: String

Length: 2

- Don't Know
- Refuse
- Empty

- On Input
- On Output

Array:

Special Instructions: Valid Values:

A1 = PRNINJX3 lt 40 or gt 2700

Blank = Range edit passed

Destination Data Set: EOPJ

Field

VARRTJ
EOPJ_Fields.VARRTJ

Description: Variable/adjustable interest rate

Form Pane Label:

SAS Name:

Tag Name:

Inherited Universe:

Universe:

Universe Description:

Question Text:

Type: String

Length: 1

- Don't Know
- Refuse
- Empty

- On Input
- On Output

Array:

Special Instructions: NOTE: See PAYTYPJ for how to set this field

Valid Values: 1 = Variable/adjustable interest rate

R = Refused

F = Don't know

Destination Data Set: EOPJ

INTONLJ

Field

EOPJ_Fields.INTONLJ

Description: Interest only

Form Pane Label:

SAS Name:

Tag Name:

Inherited Universe:

Universe:

Universe Description:

Question Text:

Type: String

Length: 1

- Don't Know
- Refuse
- Empty

- On Input
- On Output

Array:

Special Instructions: NOTE: See PAYTYPJ for how to set this field

Valid Values: 1 = Interest only

R = Refused

F = Don't know

Destination Data Set: EOPJ

Field

OTHRTJ
EOPJ_Fields.OTHRTJ

Description: Another type of loan

Form Pane Label:

SAS Name:

Tag Name:

Inherited Universe:

Universe:

Universe Description:

Question Text: ** OUT VARIABLE **

Type: String

Length: 1

- Don't Know
- Refuse
- Empty

- On Input
- On Output

Array:

Special Instructions: NOTE: See PAYTYPJ for how to set this field

Valid Values: 3 = Another type of loan

R = Refused

F = Don't know

Destination Data Set: EOPJ

OWNYJ

Field

EOPJ_Fields.OWNYJ

Description: Property code

Form Pane Label:

SAS Name:

Tag Name:

Inherited Universe:

Universe:

Universe Description:

Question Text:

Type: String

Length: 3

- Don't Know
- Refuse
- Empty

- On Input
- On Output

Array:

Special Instructions: Valid Values:

100 = Sample Unit

200 =

300 = Vacation Home

400 =

Destination Data Set: EOPJ

Field

REC_STAT
EOPJ_Fields.REC_STAT

Description: Record status

Form Pane Label:

SAS Name:

Tag Name:

Inherited Universe:

Universe:

Universe Description:

Question Text:

Type: String

Length: 1

- Don't Know
- Refuse
- Empty

- On Input
- On Output

Array:

Special Instructions: Valid values: 1 = Active Record
3 = Inactive Record

Destination Data Set: EOPJ

REC_ORIG
EOPJ_Fields.REC_ORIG

Field

Description: Record origin

Form Pane Label:

SAS Name:

Tag Name:

Inherited Universe:

Universe:

Universe Description:

Question Text:

Type: String

Length: 1

- Don't Know
- Refuse
- Empty

- On Input
- On Output

Array:

Special Instructions: Valid values: 1 = Data from current month interview

Destination Data Set: EOPJ

Block

EOP2_Fields
EOP2_Fields

Description:

Tab Name:
Fly Over Name:
Universe Type: lf

Inherited Universe:

Universe:

Universe Description:

Array:

Block Instructions:

PDLOAN2
EOP2_Fields.PDLOAN2

Field

Description: Made any payments on home equity loan

Form Pane Label:

SAS Name:

Tag Name:

Inherited Universe:

Universe:

Universe Description:

Question Text:

Type: String

Length: 1

- Don't Know
- Refuse
- Empty

- On Input
- On Output

Array:

Special Instructions: Valid Value:
1 = Yes
2 = No
F = Don't Know
R = Refused

Destination Data Set: EOP2

Field

PD2AMTX1
EOP2_Fields.PD2AMTX1

Description: Total amount paid in ref month

Form Pane Label:

SAS Name:

Tag Name:

Inherited Universe:

Universe: PDLOAN2 = 1

Universe Description:

Question Text:

Type: Integer

Length: 9

Min: 0

Max: 99999999

Don't Know

Refuse

Empty

On Input

On Output

Array:

Destination Data Set: EOP2

PD2AMTX2

Field

EOP2_Fields.PD2AMTX2

Description: Total amount paid in [two months]

Form Pane Label:

SAS Name:

Tag Name:

Inherited Universe:

Universe: PDLOAN2 = 1

Universe Description: PD2AMTX1 has been answered

Question Text:

Type: Integer

Length: 9

Min: 0

Max: 99999999

Don't Know

Refuse

Empty

On Input

On Output

Array:

Destination Data Set: EOP2

Field

PD2AMTX3
EOP2_Fields.PD2AMTX3

Description: Total amount paid in [last month]

Form Pane Label:

SAS Name:

Tag Name:

Inherited Universe:

Universe: PDLOAN = 1

Universe Description: PD2AMTX2 has been answered

Question Text:

Type: Integer

Length: 9

Min: 0

Max: 99999999

Don't Know

Refuse

Empty

On Input

On Output

Array:

Destination Data Set: EOP2

TOTOWED2
EOP2_Fields.TOTOWED2

Field

Description:

Form Pane Label:

SAS Name:

Tag Name:

Inherited Universe:

Universe: (PD2AMTX3 = 0-99999999, DK or RF) OR (PDLOAN2 = 2, DK or R)

Universe Description:

Question Text:

Type: Integer

Length: 9

Min: 0

Max: 99999999

Don't Know

Refuse

Empty

On Input

On Output

Array:

Destination Data Set: EOP2

Field

PROP_NO2
EOP2_Fields.PROP_NO2

Description: Property number for loan

Form Pane Label:

SAS Name:

Tag Name:

Inherited Universe:

Universe:

Universe Description:

Question Text:

Type: String

Length: 2

- Don't Know
- Refuse
- Empty

- On Input
- On Output

Array:

Special Instructions: Valid Values: 1-99

Destination Data Set: EOP2

LOAN_NO2

Field

EOP2_Fields.LOAN_NO2

Description: Loan number

Form Pane Label:

SAS Name:

Tag Name:

Inherited Universe:

Universe:

Universe Description:

Question Text:

Type: String

Length: 3

- Don't Know
- Refuse
- Empty

- On Input
- On Output

Array:

Special Instructions: Valid Values: 301-399

Destination Data Set: EOP2

Field

PD2A_TX1
EOP2_Fields.PD2A_TX1

Description: Range edit flag for PD2AMTX1

Form Pane Label:

SAS Name:

Tag Name:

Inherited Universe:

Universe:

Universe Description:

Question Text:

Type: String

Length: 2

- Don't Know
- Refuse
- Empty

- On Input
- On Output

Array:

Special Instructions: Valid Values:

A1 = (8500.OWNYB = 100 and PD2AMTX1 lt 15 or gt 6000) OR
(8500.OWNYB = 200-400 and PD2AMTX1 lt 35 or gt 35000)

Blank = Range edit passed

Destination Data Set: EOP2

PD2A_TX2

Field

EOP2_Fields.PD2A_TX2

Description: Range edit flag for PD2AMTX2

Form Pane Label:

SAS Name:

Tag Name:

Inherited Universe:

Universe:

Universe Description:

Question Text:

Type: String

Length: 2

- Don't Know
- Refuse
- Empty

- On Input
- On Output

Array:

Special Instructions: Valid Values:

A1 = (8500.OWNYB = 100 and PD2AMTX2 lt 15 or gt 6000) OR
(8500.OWNYB = 200-400 and PD2AMTX2 lt 34 or gt 35000)

Blank = Range edit passed

Destination Data Set: EOP2

Field

PD2A_TX3
EOP2_Fields.PD2A_TX3

Description: Range edit flag for PD2AMTX3

Form Pane Label:

SAS Name:

Tag Name:

Inherited Universe:

Universe:

Universe Description:

Question Text:

Type: String

Length: 2

- Don't Know
- Refuse
- Empty

- On Input
- On Output

Array:

Special Instructions: Valid Values:

A1 =

Blank = Range edit passed

Destination Data Set: EOP2

TOTO_ED2
EOP2_Fields.TOTO_ED2

Field

Description: Range edit flag for TOTOWED2

Form Pane Label:

SAS Name:

Tag Name:

Inherited Universe:

Universe:

Universe Description:

Question Text:

Type: String

Length: 2

- Don't Know
- Refuse
- Empty

- On Input
- On Output

Array:

Special Instructions: Valid Values:

A1 =

Blank = Range edit passed

Destination Data Set: EOP2

Field

OWNY2
EOP2_Fields.OWNY2

Description: Property code

Form Pane Label:

SAS Name:

Tag Name:

Inherited Universe:

Universe:

Universe Description:

Question Text:

Type: String

Length: 3

- Don't Know
- Refuse
- Empty

- On Input
- On Output

Array:

Special Instructions: Valid Values: 100, 200, 300, 400

Destination Data Set: EOP2

REC_STAT
EOP2_Fields.REC_STAT

Field

Description: Record status

Form Pane Label:

SAS Name:

Tag Name:

Inherited Universe:

Universe:

Universe Description:

Question Text:

Type: String

Length: 1

- Don't Know
- Refuse
- Empty

- On Input
- On Output

Array:

Special Instructions: Valid values: 1 = Active Record
3 = Inactive Record

Destination Data Set: EOP2

Field

REC_ORIG
EOP2_Fields.REC_ORIG

Description: Record origin

Form Pane Label:

SAS Name:

Tag Name:

Inherited Universe:

Universe:

Universe Description:

Question Text:

Type: String

Length: 1

- Don't Know
- Refuse
- Empty

- On Input
- On Output

Array:

Special Instructions: Valid values: 1 = Data from current month interview

Destination Data Set: EOP2

ELVI_Fields

ELVI_Fields

Block

Description:

Tab Name:
Fly Over Name:
Universe Type: lf

Inherited Universe:

Universe:

Universe Description:

Array:

Block Instructions:

Field

LVINUM
ELVI_Fields.LVINUM

Description: Vehicle Number

Form Pane Label:

SAS Name:

Tag Name:

Inherited Universe:

Universe:

Universe Description:

Question Text:

Type: String

Length: 2

- Don't Know
- Refuse
- Empty

- On Input
- On Output

Array:

Special Instructions: Valid Values: 1-24

Destination Data Set: ELVI

LVICODE
ELVI_Fields.LVICODE

Field

Description: 3 digit item code

Form Pane Label:

SAS Name:

Tag Name:

Inherited Universe:

Universe:

Universe Description:

Question Text:

Type: String

Length: 3

- Don't Know
- Refuse
- Empty

- On Input
- On Output

Array:

Special Instructions: Valid Values: 105

Destination Data Set: ELVI

Field

LVIHAVE
ELVI_Fields.LVIHAVE

Description: Still have leased vehicle?

Form Pane Label:

SAS Name:

Tag Name:

Inherited Universe:

Universe:

Universe Description:

Question Text:

Type: String

Length: 1

Don't Know

Refuse

Empty

On Input

On Output

Array:

Destination Data Set: ELVI

LVIENDMO
ELVI_Fields.LVIENDMO

Field

Description: Month of lease termination

Form Pane Label:

SAS Name:

Tag Name:

Inherited Universe:

Universe:

Universe Description:

Question Text:

Type: String

Length: 2

Don't Know

Refuse

Empty

On Input

On Output

Array:

Destination Data Set: ELVI

Field

TERMFEE
ELVI_Fields.TERMFEE

Description: Fees incurred at lease termination

Form Pane Label:

SAS Name:

Tag Name:

Inherited Universe:

Universe:

Universe Description:

Question Text:

Type: String

Length: 1

- Don't Know
- Refuse
- Empty

- On Input
- On Output

Array:

Destination Data Set: ELVI

TERMFEEEX
ELVI_Fields.TERMFEEEX

Field

Description: Amount of fees accrued

Form Pane Label:

SAS Name:

Tag Name:

Inherited Universe:

Universe:

Universe Description:

Question Text:

Type: Integer

Length: 6

Min: 1

Max: 99999

Don't Know

Refuse

Empty

On Input

On Output

Array:

Destination Data Set: ELVI

Field

TERM_EEX
ELVI_Fields.TERM_EEX

Description:

Form Pane Label:

SAS Name:

Tag Name:

Inherited Universe:

Universe:

Universe Description:

Question Text:

Type: String

Length: 2

- Don't Know
- Refuse
- Empty

- On Input
- On Output

Array:

Destination Data Set: ELVI

REC_STAT
ELVI_Fields.REC_STAT

Field

Description: Record status

Form Pane Label:

SAS Name:

Tag Name:

Inherited Universe:

Universe:

Universe Description:

Question Text:

Type: String

Length: 1

- Don't Know
- Refuse
- Empty

- On Input
- On Output

Array:

Special Instructions: Valid values: 1 = Active Record
3 = Inactive Record

Destination Data Set: ELVI

Field

REC_ORIG
ELVI_Fields.REC_ORIG

Description: Record origin

Form Pane Label:

SAS Name:

Tag Name:

Inherited Universe:

Universe:

Universe Description:

Question Text:

Type: String

Length: 1

- Don't Know
- Refuse
- Empty

- On Input
- On Output

Array:

Special Instructions: Valid values: 1 = Data from current month interview

Destination Data Set: ELVI

EOVA_Fields

EOVA_Fields

Block

Description:

Tab Name:

Fly Over Name:

Universe Type: lf

Inherited Universe:

Universe:

Universe Description:

Array:

Block Instructions:

Field

OVANUM
EOVA_Fields.OVANUM

Description: Vehicle number

Form Pane Label:

SAS Name:

Tag Name:

Inherited Universe:

Universe:

Universe Description:

Question Text:

Type: String

Length: 2

- Don't Know
- Refuse
- Empty

- On Input
- On Output

Array:

Destination Data Set: EOVA

OVACODE

Field

EOVA_Fields.OVACODE

Description: 3 digit vehicle code

Form Pane Label:

SAS Name:

Tag Name:

Inherited Universe:

Universe:

Universe Description:

Question Text:

Type: String

Length: 3

- Don't Know
- Refuse
- Empty

- On Input
- On Output

Array:

Special Instructions: Valid values: 100, 105, 110, 120, 130, 140, 150, 160, 170,
180, 190, 200

Destination Data Set: EOVA

Field

OVAHAVE
EOVA_Fields.OVAHAVE

Description: Still have vehicle?

Form Pane Label:

SAS Name:

Tag Name:

Inherited Universe:

Universe: Vehicle was reported in previous quarter and 8500.OVB_STAT <> 3 for this vehicle.

Universe Description:

Question Text:

Type: String

Length: 1

Don't Know

Refuse

Empty

On Input

On Output

Array:

Special Instructions: Valid Values:

1 = Yes

2 = No

F = Don't know

R = Refused

Destination Data Set: EOVA

REC_STAT
EOVA_Fields.REC_STAT

Field

Description: Record status

Form Pane Label:

SAS Name:

Tag Name:

Inherited Universe:

Universe:

Universe Description:

Question Text:

Type: String

Length: 1

- Don't Know
- Refuse
- Empty

- On Input
- On Output

Array:

Special Instructions: Valid values: 1 = Active Record
3 = Inactive Record

Destination Data Set: EOVA

Field

REC_ORIG
EOVA_Fields.REC_ORIG

Description: Record origin

Form Pane Label:

SAS Name:

Tag Name:

Inherited Universe:

Universe:

Universe Description:

Question Text:

Type: String

Length: 1

- Don't Know
- Refuse
- Empty

- On Input
- On Output

Array:

Special Instructions: Valid values: 1 = Data from current month interview

Destination Data Set: EOVA

EINA_Fields

EINA_Fields

Block

Description:

Tab Name:

Fly Over Name:

Universe Type: lf

Inherited Universe:

Universe:

Universe Description:

Array:

Block Instructions:

Field

POLICYIA
EINA_Fields.POLICYIA

Description: Policy number

Form Pane Label: Policy #

SAS Name:

Tag Name:

Inherited Universe:

Universe:

Universe Description:

Question Text:

Type: String

Length: 2

- Don't Know
- Refuse
- Empty

- On Input
- On Output

Array:

Special Instructions: NOTE: Policy Line number for inventoried policies

Valid Values: 1-99

Destination Data Set: EINA

POLICYYA
EINA_Fields.POLICYYA

Field

Description: 3-digit insurance code

Form Pane Label:

SAS Name:

Tag Name:

Inherited Universe:

Universe:

Universe Description:

Question Text:

Type: String

Length: 3

- Don't Know
- Refuse
- Empty

- On Input
- On Output

Array:

Special Instructions: NOTE: POLICYYB is store in this field

Valid Values: 100, 110, 200, 300, 400, 500

Destination Data Set: EINA

Field

PLCYSTIL
EINA_Fields.PLCYSTIL

Description: Do you still have this policy

Form Pane Label:

SAS Name:

Tag Name:

Inherited Universe:

Universe:

Universe Description:

Question Text:

Type: String

Length: 1

Don't Know

Refuse

Empty

On Input

On Output

Array:

Special Instructions: Valid Values:

1 = Yes

2 = No

F = Don't Know

R = Refused

Destination Data Set: EINA

INSEX3A

Field

EINA_Fields.INSEX3A

Description: Have you had any expenses for this policy

Form Pane Label:

SAS Name:

Tag Name:

Inherited Universe:

Universe: (PLCYSTIL = 1, 2, DK or RF) AND
(850025.PREMYOU = 1, DK or RF)

Universe Description:

Question Text:

Type: String

Length: 1

Don't Know

Refuse

Empty

On Input

On Output

Array:

Special Instructions: Valid Values:

1 = Yes

2 = No

F = Don't know

R = Refused

Destination Data Set: EINA

Field

INSLSTTM
EINA_Fields.INSLSTTM

Description: Verify previous payment periodicity

Form Pane Label:

SAS Name:

Tag Name:

Inherited Universe:

Universe: INSEX3A = 1 AND 850025.INSRPMPD = 1-9

Universe Description:

Question Text:

Type: String

Length: 1

Don't Know

Refuse

Empty

On Input

On Output

Array:

Special Instructions: Valid Values:

1 = Yes

2 = No

F = Don't know

R = Refused

Destination Data Set: EINA

INSRPMPA

Field

EINA_Fields.INSRPMPA

Description: How often payments made

Form Pane Label:

SAS Name:

Tag Name:

Inherited Universe:

Universe: (INSLSTTM = 2, DK or RF) OR
(INSEX3A = 1 and 850025.INSRPMPD = EMPTY, 10, DK or RF)

Universe Description:

Question Text:

Type: String

Length: 2

- Don't Know
- Refuse
- Empty

- On Input
- On Output

Array:

Special Instructions: Valid Values:

- 01 = Once a week
- 02 = Once every 2 weeks
- 03 = Twice a month
- 04 = Once a month
- 05 = Every 2 months
- 06 = Quarterly (every 3 months)
- 07 = Once every 4 months
- 08 = Twice a year (every 6 months)
- 09 = Once a year
- 10 = Other
- F = Don't Know
- R = Refused

Destination Data Set: EINA

Field

INSREGXA
EINA_Fields.INSREGXA

Description: Amount currently paid?

Form Pane Label:

SAS Name:

Tag Name:

Inherited Universe:

Universe: (INSRPMPA = 1-9) OR (INSLSTTM = 1)

Universe Description:

Question Text:

Type: Integer

Length: 6

Min: 1

Max: 99999

Don't Know

Refuse

Empty

On Input

On Output

Array:

Destination Data Set: EINA

INSEX3AX

Field

EINA_Fields.INSEX3AX

Description: How much was paid?

Form Pane Label:

SAS Name:

Tag Name:

Inherited Universe:

Universe: INSRPMPA = 10, DK or RF

Universe Description:

Question Text:

Type: Integer

Length: 6

Min: 1

Max: 99999

Don't Know

Refuse

Empty

On Input

On Output

Array:

Destination Data Set: EINA

Field

INSE_3AX
EINA_Fields.INSE_3AX

Description: Range edit flag for INSEX3AX

Form Pane Label:

SAS Name:

Tag Name:

Inherited Universe:

Universe:

Universe Description:

Question Text:

Type: String

Length: 2

- Don't Know
- Refuse
- Empty

- On Input
- On Output

Store Instructions: A1 = (850025.POLICYB = 100 and INSEX3AX gt 750) OR
(850025.POLICYB = 200 and INSEX3AX gt 1100) OR
(850025.POLICYB = 300 and INSEX3AX gt 1000) OR
(850025.POLICYB = 400 and INSEX3AX gt 340) OR
(850025.POLICYB = 500 and INSEX3AX gt 936)

Array:

Special Instructions: NOTE: See ERR1_INSEX3AX for how to set this field.

Valid Values: A1 = Range edit failed
(ERR1 check was suppressed)

Blank = Range edit passed

Destination Data Set: EINA

REC_STAT
EINA_Fields.REC_STAT

Field

Description: Record status

Form Pane Label:

SAS Name:

Tag Name:

Inherited Universe:

Universe:

Universe Description:

Question Text:

Type: String

Length: 1

- Don't Know
- Refuse
- Empty

- On Input
- On Output

Array:

Special Instructions: Valid values: 1 = Active Record
3 = Inactive Record

Destination Data Set: EINA

Field

REC_ORIG
EINA_Fields.REC_ORIG

Description: Record origin

Form Pane Label:

SAS Name:

Tag Name:

Inherited Universe:

Universe:

Universe Description:

Question Text:

Type: String

Length: 1

- Don't Know
- Refuse
- Empty

- On Input
- On Output

Array:

Special Instructions: Valid values: 1 = Data from current month interview

Destination Data Set: EINA

FTIM_Fields

Block

FTIM_Fields

Description:

Tab Name:

Fly Over Name:

Universe Type: lf

Inherited Universe:

Universe:

Universe Description:

Array:

Block Instructions:

Field

BACK
FTIM_Fields.BACK

Description: Edited time FR spent in the Back section of the instrument in seconds

Form Pane Label:

SAS Name:

Tag Name:

Inherited Universe:

Universe:

Universe Description:

Question Text:

Type: Integer

Length: 8

Min: 0

Max: 99999999

- Don't Know
- Refuse
- Empty

- On Input
- On Output

Array:

Destination Data Set: FTIM

BACK_ORG
FTIM_Fields.BACK_ORG

Field

Description: Unedited time FR spent in the Back section of the instrument in seconds

Form Pane Label:

SAS Name:

Tag Name:

Inherited Universe:

Universe:

Universe Description:

Question Text:

Type: Integer

Length: 8

Min: 0

Max: 99999999

- Don't Know
- Refuse
- Empty

- On Input
- On Output

Array:

Destination Data Set: FTIM

Field

CONTROL
FTIM_Fields.CONTROL

Description: Edited time FR spent in the demographic section of the instrument in seconds

Form Pane Label:

SAS Name:

Tag Name:

Inherited Universe:

Universe:

Universe Description:

Question Text:

Type: Integer

Length: 8

Min: 0

Max: 99999999

- Don't Know
- Refuse
- Empty

- On Input
- On Output

Array:

Destination Data Set: FTIM

CTRL_ORG
FTIM_Fields.CTRL_ORG

Field

Description: Unedited time FR spent in the demographic section of the instrument in seconds

Form Pane Label:

SAS Name:

Tag Name:

Inherited Universe:

Universe:

Universe Description:

Question Text:

Type: Integer

Length: 8

Min: 0

Max: 99999999

- Don't Know
- Refuse
- Empty

- On Input
- On Output

Array:

Destination Data Set: FTIM

Field

COVERAGE
FTIM_Fields.COVERAGE

Description: Edited time FR spent in the coverage section of the instrument in seconds

Form Pane Label:

SAS Name:

Tag Name:

Inherited Universe:

Universe:

Universe Description:

Question Text:

Type: Integer

Length: 8

Min: 0

Max: 99999999

- Don't Know
- Refuse
- Empty

- On Input
- On Output

Array:

Destination Data Set: FTIM

CVRG_ORG
FTIM_Fields.CVRG_ORG

Field

Description: Unedited time FR spent in the coverage section of the instrument in seconds

Form Pane Label:

SAS Name:

Tag Name:

Inherited Universe:

Universe:

Universe Description:

Question Text:

Type: Integer

Length: 8

Min: 0

Max: 99999999

- Don't Know
- Refuse
- Empty

- On Input
- On Output

Array:

Destination Data Set: FTIM

Field

FRONT
FTIM_Fields.FRONT

Description: Edited time FR spent in the front section of the instrument in seconds

Form Pane Label:

SAS Name:

Tag Name:

Inherited Universe:

Universe:

Universe Description:

Question Text:

Type: Integer

Length: 8

Min: 0

Max: 99999999

- Don't Know
- Refuse
- Empty

- On Input
- On Output

Array:

Destination Data Set: FTIM

FRNT_ORG
FTIM_Fields.FRNT_ORG

Field

Description: Unedited time FR spent in the front section of the instrument in seconds

Form Pane Label:

SAS Name:

Tag Name:

Inherited Universe:

Universe:

Universe Description:

Question Text:

Type: Integer

Length: 8

Min: 0

Max: 99999999

- Don't Know
- Refuse
- Empty

- On Input
- On Output

Array:

Destination Data Set: FTIM

Field

SECT_01
FTIM_Fields.SECT_01

Description: Edited time FR spent in the section 1 of the instrument in seconds

Form Pane Label:

SAS Name:

Tag Name:

Inherited Universe:

Universe:

Universe Description:

Question Text:

Type: Integer

Length: 8

Min: 0

Max: 99999999

- Don't Know
- Refuse
- Empty

- On Input
- On Output

Array:

Destination Data Set: FTIM

S01_ORG

Field

FTIM_Fields.S01_ORG

Description: Unedited time FR spent in the section 1 of the instrument in seconds

Form Pane Label:

SAS Name:

Tag Name:

Inherited Universe:

Universe:

Universe Description:

Question Text:

Type: Integer

Length: 8

Min: 0

Max: 99999999

- Don't Know
- Refuse
- Empty

- On Input
- On Output

Array:

Destination Data Set: FTIM

Field

SECT_02
FTIM_Fields.SECT_02

Description: Edited time FR spent in the section 2 of the instrument in seconds

Form Pane Label:

SAS Name:

Tag Name:

Inherited Universe:

Universe:

Universe Description:

Question Text:

Type: Integer

Length: 8

Min: 0

Max: 99999999

- Don't Know
- Refuse
- Empty

- On Input
- On Output

Array:

Destination Data Set: FTIM

S02_ORG

Field

FTIM_Fields.S02_ORG

Description: Unedited time FR spent in the section 2 of the instrument in seconds

Form Pane Label:

SAS Name:

Tag Name:

Inherited Universe:

Universe:

Universe Description:

Question Text:

Type: Integer

Length: 8

Min: 0

Max: 99999999

- Don't Know
- Refuse
- Empty

- On Input
- On Output

Array:

Destination Data Set: FTIM

Field

SECT_03
FTIM_Fields.SECT_03

Description: Edited time FR spent in the section 3 of the instrument in seconds

Form Pane Label:

SAS Name:

Tag Name:

Inherited Universe:

Universe:

Universe Description:

Question Text:

Type: Integer

Length: 8

Min: 0

Max: 99999999

- Don't Know
- Refuse
- Empty

- On Input
- On Output

Array:

Destination Data Set: FTIM

S03_ORG

Field

FTIM_Fields.S03_ORG

Description: Unedited time FR spent in the section 3 of the instrument in seconds

Form Pane Label:

SAS Name:

Tag Name:

Inherited Universe:

Universe:

Universe Description:

Question Text:

Type: Integer

Length: 8

Min: 0

Max: 99999999

- Don't Know
- Refuse
- Empty

- On Input
- On Output

Array:

Destination Data Set: FTIM

Field

SECT_04
FTIM_Fields.SECT_04

Description: Edited time FR spent in the section 4 of the instrument in seconds

Form Pane Label:

SAS Name:

Tag Name:

Inherited Universe:

Universe:

Universe Description:

Question Text:

Type: Integer

Length: 8

Min: 0

Max: 99999999

- Don't Know
- Refuse
- Empty

- On Input
- On Output

Array:

Destination Data Set: FTIM

S04_ORG

Field

FTIM_Fields.S04_ORG

Description: Unedited time FR spent in the section 4 of the instrument in seconds

Form Pane Label:

SAS Name:

Tag Name:

Inherited Universe:

Universe:

Universe Description:

Question Text:

Type: Integer

Length: 8

Min: 0

Max: 99999999

- Don't Know
- Refuse
- Empty

- On Input
- On Output

Array:

Destination Data Set: FTIM

Field

SECT_05
FTIM_Fields.SECT_05

Description: Edited time FR spent in the section 5 of the instrument in seconds

Form Pane Label:

SAS Name:

Tag Name:

Inherited Universe:

Universe:

Universe Description:

Question Text:

Type: Integer

Length: 8

Min: 0

Max: 99999999

- Don't Know
- Refuse
- Empty

- On Input
- On Output

Array:

Destination Data Set: FTIM

S05_ORG

Field

FTIM_Fields.S05_ORG

Description: Unedited time FR spent in the section 5 of the instrument in seconds

Form Pane Label:

SAS Name:

Tag Name:

Inherited Universe:

Universe:

Universe Description:

Question Text:

Type: Integer

Length: 8

Min: 0

Max: 99999999

- Don't Know
- Refuse
- Empty

- On Input
- On Output

Array:

Destination Data Set: FTIM

Field

SECT_06
FTIM_Fields.SECT_06

Description: Edited time FR spent in the section 6 of the instrument in seconds

Form Pane Label:

SAS Name:

Tag Name:

Inherited Universe:

Universe:

Universe Description:

Question Text:

Type: Integer

Length: 8

Min: 0

Max: 99999999

- Don't Know
- Refuse
- Empty

- On Input
- On Output

Array:

Destination Data Set: FTIM

S06_ORG

Field

FTIM_Fields.S06_ORG

Description: Unedited time FR spent in the section 6 of the instrument in seconds

Form Pane Label:

SAS Name:

Tag Name:

Inherited Universe:

Universe:

Universe Description:

Question Text:

Type: Integer

Length: 8

Min: 0

Max: 99999999

- Don't Know
- Refuse
- Empty

- On Input
- On Output

Array:

Destination Data Set: FTIM

Field

SECT_07
FTIM_Fields.SECT_07

Description: Edited time FR spent in the section 7 of the instrument in seconds

Form Pane Label:

SAS Name:

Tag Name:

Inherited Universe:

Universe:

Universe Description:

Question Text:

Type: Integer

Length: 8

Min: 0

Max: 99999999

- Don't Know
- Refuse
- Empty

- On Input
- On Output

Array:

Destination Data Set: FTIM

S07_ORG

Field

FTIM_Fields.S07_ORG

Description: Unedited time FR spent in the section 7 of the instrument in seconds

Form Pane Label:

SAS Name:

Tag Name:

Inherited Universe:

Universe:

Universe Description:

Question Text:

Type: Integer

Length: 8

Min: 0

Max: 99999999

- Don't Know
- Refuse
- Empty

- On Input
- On Output

Array:

Destination Data Set: FTIM

Field

SECT_08
FTIM_Fields.SECT_08

Description: Edited time FR spent in the section 8 of the instrument in seconds

Form Pane Label:

SAS Name:

Tag Name:

Inherited Universe:

Universe:

Universe Description:

Question Text:

Type: Integer

Length: 8

Min: 0

Max: 99999999

- Don't Know
- Refuse
- Empty

- On Input
- On Output

Array:

Destination Data Set: FTIM

S08_ORG

Field

FTIM_Fields.S08_ORG

Description: Unedited time FR spent in the section 8 of the instrument in seconds

Form Pane Label:

SAS Name:

Tag Name:

Inherited Universe:

Universe:

Universe Description:

Question Text:

Type: Integer

Length: 8

Min: 0

Max: 99999999

- Don't Know
- Refuse
- Empty

- On Input
- On Output

Array:

Destination Data Set: FTIM

Field

SECT_09
FTIM_Fields.SECT_09

Description: Edited time FR spent in the section 9 of the instrument in seconds

Form Pane Label:

SAS Name:

Tag Name:

Inherited Universe:

Universe:

Universe Description:

Question Text:

Type: Integer

Length: 8

Min: 0

Max: 99999999

- Don't Know
- Refuse
- Empty

- On Input
- On Output

Array:

Destination Data Set: FTIM

S09_ORG

Field

FTIM_Fields.S09_ORG

Description: Unedited time FR spent in the section 9 of the instrument in seconds

Form Pane Label:

SAS Name:

Tag Name:

Inherited Universe:

Universe:

Universe Description:

Question Text:

Type: Integer

Length: 8

Min: 0

Max: 99999999

- Don't Know
- Refuse
- Empty

- On Input
- On Output

Array:

Destination Data Set: FTIM

Field

SECT_10
FTIM_Fields.SECT_10

Description: Edited time FR spent in the section 10 of the instrument in seconds

Form Pane Label:

SAS Name:

Tag Name:

Inherited Universe:

Universe:

Universe Description:

Question Text:

Type: Integer

Length: 8

Min: 0

Max: 99999999

- Don't Know
- Refuse
- Empty

- On Input
- On Output

Array:

Destination Data Set: FTIM

S10_ORG

Field

FTIM_Fields.S10_ORG

Description: Unedited time FR spent in the section 10 of the instrument in seconds

Form Pane Label:

SAS Name:

Tag Name:

Inherited Universe:

Universe:

Universe Description:

Question Text:

Type: Integer

Length: 8

Min: 0

Max: 99999999

- Don't Know
- Refuse
- Empty

- On Input
- On Output

Array:

Destination Data Set: FTIM

Field

SECT_11
FTIM_Fields.SECT_11

Description: Edited time FR spent in the section 11 of the instrument in seconds

Form Pane Label:

SAS Name:

Tag Name:

Inherited Universe:

Universe:

Universe Description:

Question Text:

Type: Integer

Length: 8

Min: 0

Max: 99999999

- Don't Know
- Refuse
- Empty

- On Input
- On Output

Array:

Destination Data Set: FTIM

S11_ORG

Field

FTIM_Fields.S11_ORG

Description: Unedited time FR spent in the section 11 of the instrument in seconds

Form Pane Label:

SAS Name:

Tag Name:

Inherited Universe:

Universe:

Universe Description:

Question Text:

Type: Integer

Length: 8

Min: 0

Max: 99999999

- Don't Know
- Refuse
- Empty

- On Input
- On Output

Array:

Destination Data Set: FTIM

Field

SECT_12
FTIM_Fields.SECT_12

Description: Edited time FR spent in the section 12 of the instrument in seconds

Form Pane Label:

SAS Name:

Tag Name:

Inherited Universe:

Universe:

Universe Description:

Question Text:

Type: Integer

Length: 8

Min: 0

Max: 99999999

- Don't Know
- Refuse
- Empty

- On Input
- On Output

Array:

Destination Data Set: FTIM

S12_ORG

Field

FTIM_Fields.S12_ORG

Description: Unedited time FR spent in the section 12 of the instrument in seconds

Form Pane Label:

SAS Name:

Tag Name:

Inherited Universe:

Universe:

Universe Description:

Question Text:

Type: Integer

Length: 8

Min: 0

Max: 99999999

- Don't Know
- Refuse
- Empty

- On Input
- On Output

Array:

Destination Data Set: FTIM

Field

SECT_13
FTIM_Fields.SECT_13

Description: Edited time FR spent in the section 13 of the instrument in seconds

Form Pane Label:

SAS Name:

Tag Name:

Inherited Universe:

Universe:

Universe Description:

Question Text:

Type: Integer

Length: 8

Min: 0

Max: 99999999

- Don't Know
- Refuse
- Empty

- On Input
- On Output

Array:

Destination Data Set: FTIM

S13_ORG

Field

FTIM_Fields.S13_ORG

Description: Unedited time FR spent in the section 13 of the instrument in seconds

Form Pane Label:

SAS Name:

Tag Name:

Inherited Universe:

Universe:

Universe Description:

Question Text:

Type: Integer

Length: 8

Min: 0

Max: 99999999

- Don't Know
- Refuse
- Empty

- On Input
- On Output

Array:

Destination Data Set: FTIM

Field

SECT_14
FTIM_Fields.SECT_14

Description: Edited time FR spent in the section 14 of the instrument in seconds

Form Pane Label:

SAS Name:

Tag Name:

Inherited Universe:

Universe:

Universe Description:

Question Text:

Type: Integer

Length: 8

Min: 0

Max: 99999999

- Don't Know
- Refuse
- Empty

- On Input
- On Output

Array:

Destination Data Set: FTIM

S14_ORG

Field

FTIM_Fields.S14_ORG

Description: Unedited time FR spent in the section 14 of the instrument in seconds

Form Pane Label:

SAS Name:

Tag Name:

Inherited Universe:

Universe:

Universe Description:

Question Text:

Type: Integer

Length: 8

Min: 0

Max: 99999999

- Don't Know
- Refuse
- Empty

- On Input
- On Output

Array:

Destination Data Set: FTIM

Field

SECT_15
FTIM_Fields.SECT_15

Description: Edited time FR spent in the section 15 of the instrument in seconds

Form Pane Label:

SAS Name:

Tag Name:

Inherited Universe:

Universe:

Universe Description:

Question Text:

Type: Integer

Length: 8

Min: 0

Max: 99999999

- Don't Know
- Refuse
- Empty

- On Input
- On Output

Array:

Destination Data Set: FTIM

S15_ORG

Field

FTIM_Fields.S15_ORG

Description: Unedited time FR spent in the section 15 of the instrument in seconds

Form Pane Label:

SAS Name:

Tag Name:

Inherited Universe:

Universe:

Universe Description:

Question Text:

Type: Integer

Length: 8

Min: 0

Max: 99999999

- Don't Know
- Refuse
- Empty

- On Input
- On Output

Array:

Destination Data Set: FTIM

Field

SECT_16
FTIM_Fields.SECT_16

Description: Edited time FR spent in the section 16 of the instrument in seconds

Form Pane Label:

SAS Name:

Tag Name:

Inherited Universe:

Universe:

Universe Description:

Question Text:

Type: Integer

Length: 8

Min: 0

Max: 99999999

- Don't Know
- Refuse
- Empty

- On Input
- On Output

Array:

Destination Data Set: FTIM

S16_ORG

Field

FTIM_Fields.S16_ORG

Description: Unedited time FR spent in the section 16 of the instrument in seconds

Form Pane Label:

SAS Name:

Tag Name:

Inherited Universe:

Universe:

Universe Description:

Question Text:

Type: Integer

Length: 8

Min: 0

Max: 99999999

- Don't Know
- Refuse
- Empty

- On Input
- On Output

Array:

Destination Data Set: FTIM

Field

SECT_17
FTIM_Fields.SECT_17

Description: Edited time FR spent in the section 17 of the instrument in seconds

Form Pane Label:

SAS Name:

Tag Name:

Inherited Universe:

Universe:

Universe Description:

Question Text:

Type: Integer

Length: 8

Min: 0

Max: 99999999

- Don't Know
- Refuse
- Empty

- On Input
- On Output

Array:

Destination Data Set: FTIM

S17_ORG

Field

FTIM_Fields.S17_ORG

Description: Unedited time FR spent in the section 17 of the instrument in seconds

Form Pane Label:

SAS Name:

Tag Name:

Inherited Universe:

Universe:

Universe Description:

Question Text:

Type: Integer

Length: 8

Min: 0

Max: 99999999

- Don't Know
- Refuse
- Empty

- On Input
- On Output

Array:

Destination Data Set: FTIM

Field

SECT_18
FTIM_Fields.SECT_18

Description: Edited time FR spent in the section 18 of the instrument in seconds

Form Pane Label:

SAS Name:

Tag Name:

Inherited Universe:

Universe:

Universe Description:

Question Text:

Type: Integer

Length: 8

Min: 0

Max: 99999999

- Don't Know
- Refuse
- Empty

- On Input
- On Output

Array:

Destination Data Set: FTIM

S18_ORG

Field

FTIM_Fields.S18_ORG

Description: Unedited time FR spent in the section 18 of the instrument in seconds

Form Pane Label:

SAS Name:

Tag Name:

Inherited Universe:

Universe:

Universe Description:

Question Text:

Type: Integer

Length: 8

Min: 0

Max: 99999999

- Don't Know
- Refuse
- Empty

- On Input
- On Output

Array:

Destination Data Set: FTIM

Field

SECT_19
FTIM_Fields.SECT_19

Description: Edited time FR spent in the section 19 of the instrument in seconds

Form Pane Label:

SAS Name:

Tag Name:

Inherited Universe:

Universe:

Universe Description:

Question Text:

Type: Integer

Length: 8

Min: 0

Max: 99999999

- Don't Know
- Refuse
- Empty

- On Input
- On Output

Array:

Destination Data Set: FTIM

S19_ORG

Field

FTIM_Fields.S19_ORG

Description: Unedited time FR spent in the section 19 of the instrument in seconds

Form Pane Label:

SAS Name:

Tag Name:

Inherited Universe:

Universe:

Universe Description:

Question Text:

Type: Integer

Length: 8

Min: 0

Max: 99999999

- Don't Know
- Refuse
- Empty

- On Input
- On Output

Array:

Destination Data Set: FTIM

Field

SECT_20
FTIM_Fields.SECT_20

Description: Edited time FR spent in the section 20 of the instrument in seconds

Form Pane Label:

SAS Name:

Tag Name:

Inherited Universe:

Universe:

Universe Description:

Question Text:

Type: Integer

Length: 8

Min: 0

Max: 99999999

- Don't Know
- Refuse
- Empty

- On Input
- On Output

Array:

Destination Data Set: FTIM

S20_ORG

Field

FTIM_Fields.S20_ORG

Description: Unedited time FR spent in the section 20 of the instrument in seconds

Form Pane Label:

SAS Name:

Tag Name:

Inherited Universe:

Universe:

Universe Description:

Question Text:

Type: Integer

Length: 8

Min: 0

Max: 99999999

- Don't Know
- Refuse
- Empty

- On Input
- On Output

Array:

Destination Data Set: FTIM

Field

SECT_20C
FTIM_Fields.SECT_20C

Description: Edited time FR spent in the section 20C of the instrument in seconds

Form Pane Label:

SAS Name:

Tag Name:

Inherited Universe:

Universe:

Universe Description:

Question Text:

Type: Integer

Length: 8

Min: 0

Max: 99999999

- Don't Know
- Refuse
- Empty

- On Input
- On Output

Array:

Destination Data Set: FTIM

S20C_ORG
FTIM_Fields.S20C_ORG

Field

Description: Unedited time FR spent in the section 20C of the instrument in seconds

Form Pane Label:

SAS Name:

Tag Name:

Inherited Universe:

Universe:

Universe Description:

Question Text:

Type: Integer

Length: 8

Min: 0

Max: 99999999

- Don't Know
- Refuse
- Empty

- On Input
- On Output

Array:

Destination Data Set: FTIM

Field

SECT_21
FTIM_Fields.SECT_21

Description: Edited time FR spent in the section 21 of the instrument in seconds

Form Pane Label:

SAS Name:

Tag Name:

Inherited Universe:

Universe:

Universe Description:

Question Text:

Type: Integer

Length: 8

Min: 0

Max: 99999999

- Don't Know
- Refuse
- Empty

- On Input
- On Output

Array:

Destination Data Set: FTIM

S21_ORG

Field

FTIM_Fields.S21_ORG

Description: Unedited time FR spent in the section 21 of the instrument in seconds

Form Pane Label:

SAS Name:

Tag Name:

Inherited Universe:

Universe:

Universe Description:

Question Text:

Type: Integer

Length: 8

Min: 0

Max: 99999999

- Don't Know
- Refuse
- Empty

- On Input
- On Output

Array:

Destination Data Set: FTIM

Field

SECT_22
FTIM_Fields.SECT_22

Description: Edited time FR spent in the section 22 of the instrument in seconds

Form Pane Label:

SAS Name:

Tag Name:

Inherited Universe:

Universe:

Universe Description:

Question Text:

Type: Integer

Length: 8

Min: 0

Max: 99999999

- Don't Know
- Refuse
- Empty

- On Input
- On Output

Array:

Destination Data Set: FTIM

S22_ORG

Field

FTIM_Fields.S22_ORG

Description: Unedited time FR spent in the section 22 of the instrument in seconds

Form Pane Label:

SAS Name:

Tag Name:

Inherited Universe:

Universe:

Universe Description:

Question Text:

Type: Integer

Length: 8

Min: 0

Max: 99999999

- Don't Know
- Refuse
- Empty

- On Input
- On Output

Array:

Destination Data Set: FTIM

Field

TOT_TIME
FTIM_Fields.TOT_TIME

Description: Edited total time FR spent in the instrument in seconds

Form Pane Label:

SAS Name:

Tag Name:

Inherited Universe:

Universe:

Universe Description:

Question Text:

Type: Integer

Length: 8

Min: 0

Max: 99999999

- Don't Know
- Refuse
- Empty

- On Input
- On Output

Array:

Destination Data Set: FTIM

TOT_ORG
FTIM_Fields.TOT_ORG

Field

Description: Unedited total time FR spent instrument in seconds

Form Pane Label:

SAS Name:

Tag Name:

Inherited Universe:

Universe:

Universe Description:

Question Text:

Type: Integer

Length: 8

Min: 0

Max: 99999999

- Don't Know
- Refuse
- Empty

- On Input
- On Output

Array:

Destination Data Set: FTIM

Field

OUTCOME
FTIM_Fields.OUTCOME

Description: Case Outcome

Form Pane Label:

SAS Name:

Tag Name:

Inherited Universe:

Universe:

Universe Description:

Question Text:

Type: String

Length: 3

- Don't Know
- Refuse
- Empty

- On Input
- On Output

Array:

Destination Data Set: FTIM

NOTE_Fields

NOTE_Fields

Block

Description:

Tab Name:
Fly Over Name:
Universe Type: lf

Inherited Universe:

Universe:

Universe Description:

Array:

Block Instructions:

Field

BLSNAME
NOTE_Fields.BLSNAME

Description: BLS Variable Name

Form Pane Label:

SAS Name:

Tag Name:

Inherited Universe:

Universe:

Universe Description:

Question Text:

Type: String

Length: 8

- Don't Know
- Refuse
- Empty

- On Input
- On Output

Array:

Destination Data Set: NOTE

CAPIRECT
NOTE_Fields.CAPIRECT

Field

Description: Dataset the variable is in

Form Pane Label:

SAS Name:

Tag Name:

Inherited Universe:

Universe:

Universe Description:

Question Text:

Type: String

Length: 7

- Don't Know
- Refuse
- Empty

- On Input
- On Output

Array:

Destination Data Set: NOTE

Field

FLDNOTE
NOTE_Fields.FLDNOTE

Description: Edited Note Text (PII/Title 13 removed)

Form Pane Label:

SAS Name:

Tag Name:

Inherited Universe:

Universe:

Universe Description:

Question Text:

Type: String

Length: 500

- Don't Know
- Refuse
- Empty

- On Input
- On Output

Array:

Destination Data Set: NOTE

FULLNAME

Field

NOTE_Fields.FULLNAME

Description: Variable Full Path

Form Pane Label:

SAS Name:

Tag Name:

Inherited Universe:

Universe:

Universe Description:

Question Text:

Type: String

Length: 52

- Don't Know
- Refuse
- Empty

- On Input
- On Output

Array:

Destination Data Set: NOTE

Field

INSTNME
NOTE_Fields.INSTNME

Description: Instrument Variable Name

Form Pane Label:

SAS Name:

Tag Name:

Inherited Universe:

Universe:

Universe Description:

Question Text:

Type: String

Length: 11

- Don't Know
- Refuse
- Empty

- On Input
- On Output

Array:

Destination Data Set: NOTE

INSTNOTE

Field

NOTE_Fields.INSTNOTE

Description: Instance number

Form Pane Label:

SAS Name:

Tag Name:

Inherited Universe:

Universe:

Universe Description:

Question Text:

Type: Integer

Length: 8

Min: 1

Max: 99999999

- Don't Know
- Refuse
- Empty

- On Input
- On Output

Array:

Destination Data Set: NOTE

Field

OUTCOME
NOTE_Fields.OUTCOME

Description: Case Outcome

Form Pane Label:

SAS Name:

Tag Name:

Inherited Universe:

Universe:

Universe Description:

Question Text:

Type: String

Length: 3

- Don't Know
- Refuse
- Empty

- On Input
- On Output

Array:

Destination Data Set: NOTE

RECCNT_Fields

RECCNT_Fields

Block

Description:

Tab Name:
Fly Over Name:
Universe Type: If

Inherited Universe:

Universe:

Universe Description:

Array:

Block Instructions:

Field

BLSOUT
RECCNT_Fields.BLSOUT

Description: Number of records in BSLOUT datasets.
(Shared and BLS edits have been run)

Form Pane Label:

SAS Name:

Tag Name:

Inherited Universe:

Universe:

Universe Description:

Question Text:

Type: String

Length: 13

- Don't Know
- Refuse
- Empty

- On Input
- On Output

Array:

Destination Data Set: RECCNT

CAPIIN

Field

RECCNT_Fields.CAPIIN

Description: Number of records in CAPIIN datasets.
(Shared and input edits have been run.)

Form Pane Label:

SAS Name:

Tag Name:

Inherited Universe:

Universe:

Universe Description:

Question Text:

Type: String

Length: 13

- Don't Know
- Refuse
- Empty

- On Input
- On Output

Array:

Destination Data Set: RECCNT

Field

MCDOUT
RECCNT_Fields.MCDOUT

Description: Number of records in MCDOUT datasets.
(Exact copy of datasets from BLSOUT except for the MCD dataset.)

Form Pane Label:

SAS Name:

Tag Name:

Inherited Universe:

Universe:

Universe Description:

Question Text:

Type: String

Length: 13

- Don't Know
- Refuse
- Empty

- On Input
- On Output

Array:

Destination Data Set: RECCNT

RAWDATA

Field

RECCNT_Fields.RAWDATA

Description: Number of records in rawdata datasets.
(current month Instrument data - no edits have been run)

Form Pane Label:

SAS Name:

Tag Name:

Inherited Universe:

Universe:

Universe Description:

Question Text:

Type: String

Length: 13

- Don't Know
- Refuse
- Empty

- On Input
- On Output

Array:

Destination Data Set: RECCNT

Field

RAWDATA1
RECCNT_Fields.RAWDATA1

Description: Number of records in rawdata1 datasets.
(Data combined with previous quarter data.)

Form Pane Label:

SAS Name:

Tag Name:

Inherited Universe:

Universe:

Universe Description:

Question Text:

Type: String

Length: 13

- Don't Know
- Refuse
- Empty

- On Input
- On Output

Array:

Destination Data Set: RECCNT

RAWDATA2

Field

RECCNT_Fields.RAWDATA2

Description: Number of records in rawdata2 datasets.
(Shared edits have been run.)

Form Pane Label:

SAS Name:

Tag Name:

Inherited Universe:

Universe:

Universe Description:

Question Text:

Type: String

Length: 13

- Don't Know
- Refuse
- Empty

- On Input
- On Output

Array:

Destination Data Set: RECCNT

Field

memname
RECCNT_Fields.memname

Description: Dataset Name

Form Pane Label:

SAS Name:

Tag Name:

Inherited Universe:

Universe:

Universe Description:

Question Text:

Type: String

Length: 12

- Don't Know
- Refuse
- Empty

- On Input
- On Output

Array:

Destination Data Set: RECCNT

NEW_CTRL

NEW_CTRL

Field

Description: Census Updated Control Number - with recodes for spawned CU's

Form Pane Label:

SAS Name:

Tag Name:

Inherited Universe:

Universe:

Universe Description:

Question Text: ** Created in Post-processing **

Type: String

Length: 24

- Don't Know
- Refuse
- Empty

- On Input
- On Output

Array:

Special Instructions: Control number is defined as follows:

Positions 1-5: PSU
Positions 6-11: Segment # + suffix
Positions 12-15: sample
Positions 16-18: serial # + suffix
Positions 19-21: HH/CU identifier
Positions 22-23 spinoff indicator

Instrument SAS Name: NEW_CTRL

Destination Data Set: FMLY

Field

CTRLNO
CTRLNO

Description: BLS version of control number.

Form Pane Label:

SAS Name: CTRLNO

Tag Name:

Inherited Universe:

Universe:

Universe Description:

Question Text: ** Created in Post Processing **

Type: String

Length: 24

- Don't Know
- Refuse
- Empty

- On Input
- On Output

Array:

Special Instructions: Census control number, with all blanks changed to zeros

Instrument SAS Name: CTRLNO

Destination Data Set: FMLY

NUMHOUSE

NUMHOUSE

Field

Description: Number of household members

Form Pane Label:

SAS Name:

Tag Name:

Inherited Universe:

Universe:

Universe Description:

Question Text:

Type: Integer

Length: 2

Min: 0

Max: 30

- Don't Know
- Refuse
- Empty

- On Input
- On Output

Array:

Instrument SAS Name: NUMHOUSE

Destination Data Set: STAT

Field

NROSIZE
NROSIZE

Description: Number of persons on the roster

Form Pane Label:

SAS Name:

Tag Name:

Inherited Universe:

Universe:

Universe Description:

Question Text:

Type: Integer

Length: 2

Min: 0

Max: 30

- Don't Know
- Refuse
- Empty

- On Input
- On Output

Array:

Special Instructions: Used in check data to verify the number of persons on the roster is not less than the number of person on the roster last quarter.

Instrument SAS Name: NROSIZE

Destination Data Set: FMLY

HNO
HNO

Field

Description: Street address - House number

Form Pane Label:

SAS Name:

Tag Name:

Inherited Universe:

Universe:

Universe Description:

Question Text:

Type: String

Length: 10

- Don't Know
- Refuse
- Empty

- On Input
- On Output

Array:

Instrument SAS Name: HNO

Destination Data Set: MCD

Field

HNOSUF
HNOSUF

Description: Street address - House number suffix

Form Pane Label:

SAS Name:

Tag Name:

Inherited Universe:

Universe:

Universe Description:

Question Text:

Type: String

Length: 3

- Don't Know
- Refuse
- Empty

- On Input
- On Output

Array:

Instrument SAS Name: HNOSUF

Destination Data Set: MCD

STRNAME

STRNAME

Field

Description: Street address - street name

Form Pane Label:

SAS Name:

Tag Name:

Inherited Universe:

Universe:

Universe Description:

Question Text:

Type: String

Length: 49

- Don't Know
- Refuse
- Empty

- On Input
- On Output

Array:

Instrument SAS Name: STRNAME

Destination Data Set: MCD

Field

UNITDES
UNITDES

Description: Street address - unit designation

Form Pane Label:

SAS Name:

Tag Name:

Inherited Universe:

Universe:

Universe Description:

Question Text:

Type: String

Length: 20

- Don't Know
- Refuse
- Empty

- On Input
- On Output

Array:

Instrument SAS Name: UNITDES

Destination Data Set: MCD

GQUNITINFO

GQUNITINFO

Field

Description: Street address - GQ Unit information

Form Pane Label:

SAS Name:

Tag Name:

Inherited Universe:

Universe:

Universe Description:

Question Text:

Type: String

Length: 43

- Don't Know
- Refuse
- Empty

- On Input
- On Output

Array:

Instrument SAS Name: GQUNITINFO

Destination Data Set: MCD

Field

NONCITYADD
NONCITYADD

Description: Street address - non city style type address

Form Pane Label:

SAS Name:

Tag Name:

Inherited Universe:

Universe:

Universe Description:

Question Text:

Type: String

Length: 27

- Don't Know
- Refuse
- Empty

- On Input
- On Output

Array:

Instrument SAS Name: NONCITYADD

Destination Data Set: MCD

PHYSDES

PHYSDES

Field

Description: Street address - physical description

Form Pane Label:

SAS Name:

Tag Name:

Inherited Universe:

Universe:

Universe Description:

Question Text:

Type: String

Length: 99

- Don't Know
- Refuse
- Empty

- On Input
- On Output

Array:

Instrument SAS Name: PHYSDES

Destination Data Set: MCD

Field

PO
PO

Description: Street address - city

Form Pane Label:

SAS Name:

Tag Name:

Inherited Universe:

Universe:

Universe Description:

Question Text:

Type: String

Length: 28

- Don't Know
- Refuse
- Empty

- On Input
- On Output

Array:

Instrument SAS Name: PO

Destination Data Set: MCD

ST
ST

Field

Description: Street address - state

Form Pane Label:

SAS Name:

Tag Name:

Inherited Universe:

Universe:

Universe Description:

Question Text:

Type: String

Length: 2

- Don't Know
- Refuse
- Empty

- On Input
- On Output

Array:

Instrument SAS Name: ST

Destination Data Set: MCD

Field

ZIP5
ZIP5

Description: Street address - zipcode

Form Pane Label:

SAS Name:

Tag Name:

Inherited Universe:

Universe:

Universe Description:

Question Text:

Type: String

Length: 5

- Don't Know
- Refuse
- Empty

- On Input
- On Output

Array:

Instrument SAS Name: ZIP5

Destination Data Set: MCD

ZIP4

ZIP4

Field

Description: Street address - zipcode

Form Pane Label:

SAS Name:

Tag Name:

Inherited Universe:

Universe:

Universe Description:

Question Text:

Type: String

Length: 4

- Don't Know
- Refuse
- Empty

- On Input
- On Output

Array:

Instrument SAS Name: ZIP4

Destination Data Set: MCD

Field

BLDGNAME
BLDGNAME

Description: Street address - Building name

Form Pane Label:

SAS Name:

Tag Name:

Inherited Universe:

Universe:

Universe Description:

Question Text:

Type: String

Length: 60

- Don't Know
- Refuse
- Empty

- On Input
- On Output

Array:

Instrument SAS Name: BLDGNAME

Destination Data Set: MCD

MHNO
MHNO

Field

Description: Mailing address - house number

Form Pane Label:

SAS Name:

Tag Name:

Inherited Universe:

Universe:

Universe Description:

Question Text:

Type: String

Length: 10

- Don't Know
- Refuse
- Empty

- On Input
- On Output

Array:

Instrument SAS Name: MHNO

Destination Data Set: MCD

Field

MHNOSUF
MHNOSUF

Description: Mailing address - house number suffix

Form Pane Label:

SAS Name:

Tag Name:

Inherited Universe:

Universe:

Universe Description:

Question Text:

Type: String

Length: 3

- Don't Know
- Refuse
- Empty

- On Input
- On Output

Array:

Instrument SAS Name: MHNOSUF

Destination Data Set: MCD

MSTRNAME

Field

MSTRNAME

Description: Mailing address - Street name/P.O. Box

Form Pane Label:

SAS Name:

Tag Name:

Inherited Universe:

Universe:

Universe Description:

Question Text:

Type: String

Length: 49

- Don't Know
- Refuse
- Empty

- On Input
- On Output

Array:

Instrument SAS Name: MSTRNAME

Destination Data Set: MCD

Field

MUNITDES
MUNITDES

Description: Mailing address - unit designation

Form Pane Label:

SAS Name:

Tag Name:

Inherited Universe:

Universe:

Universe Description:

Question Text:

Type: String

Length: 20

- Don't Know
- Refuse
- Empty

- On Input
- On Output

Array:

Instrument SAS Name: MUNITDES

Destination Data Set: MCD

MGQUNITINFO

MGQUNITINFO

Field

Description: Mailing address - GQ unit information

Form Pane Label:

SAS Name:

Tag Name:

Inherited Universe:

Universe:

Universe Description:

Question Text:

Type: String

Length: 43

- Don't Know
- Refuse
- Empty

- On Input
- On Output

Array:

Instrument SAS Name: MGQUNITINFO

Destination Data Set: MCD

Field

MNONCITYADD
MNONCITYADD

Description: Mailing address - PO Box type

Form Pane Label:

SAS Name:

Tag Name:

Inherited Universe:

Universe:

Universe Description:

Question Text:

Type: String

Length: 27

- Don't Know
- Refuse
- Empty

- On Input
- On Output

Array:

Instrument SAS Name: MNONCITYADD

Destination Data Set: MCD

MPO

MPO

Field

Description: Mailing address - city

Form Pane Label:

SAS Name:

Tag Name:

Inherited Universe:

Universe:

Universe Description:

Question Text:

Type: String

Length: 28

- Don't Know
- Refuse
- Empty

- On Input
- On Output

Array:

Instrument SAS Name: MPO

Destination Data Set: MCD

Field

MST
MST

Description: Mailing address - state

Form Pane Label:

SAS Name:

Tag Name:

Inherited Universe:

Universe:

Universe Description:

Question Text:

Type: String

Length: 2

- Don't Know
- Refuse
- Empty

- On Input
- On Output

Array:

Instrument SAS Name: MST

Destination Data Set: MCD

MZIP5

Field

MZIP5

Description: Mailing address - zipcode

Form Pane Label:

SAS Name:

Tag Name:

Inherited Universe:

Universe:

Universe Description:

Question Text:

Type: String

Length: 5

- Don't Know
- Refuse
- Empty

- On Input
- On Output

Array:

Instrument SAS Name: MZIP5

Destination Data Set: MCD

Field

MZIP4
MZIP4

Description: Mailing address - zipcode

Form Pane Label:

SAS Name:

Tag Name:

Inherited Universe:

Universe:

Universe Description:

Question Text:

Type: String

Length: 4

- Don't Know
- Refuse
- Empty

- On Input
- On Output

Array:

Instrument SAS Name: MZIP4

Destination Data Set: MCD

PHONENUM

PHONENUM

Field

Description: Primary telephone #

Form Pane Label:

SAS Name:

Tag Name:

Inherited Universe:

Universe:

Universe Description:

Question Text:

Type: String

Length: 10

Don't Know

Refuse

Empty

On Input

On Output

Array:

Instrument SAS Name: PHONENUM

Destination Data Set: FMIS

Field

EXTN
EXTN

Description: Primary Phone Extension

Form Pane Label:

SAS Name:

Tag Name:

Inherited Universe:

Universe:

Universe Description:

Question Text:

Type: String

Length: 5

Don't Know

Refuse

Empty

On Input

On Output

Array:

Instrument SAS Name: EXTN

Destination Data Set: FMIS

PHONETYP

PHONETYP

Field

Description: Primary Phone Type

Form Pane Label:

SAS Name:

Tag Name:

Inherited Universe:

Universe:

Universe Description:

Question Text:

Type: String

Length: 1

Don't Know

Refuse

Empty

On Input

On Output

Array:

Instrument SAS Name: PHONETYP

Destination Data Set: FMIS

Field

PHONENUM2
PHONENUM2

Description: Secondary telephone #

Form Pane Label:

SAS Name:

Tag Name:

Inherited Universe:

Universe:

Universe Description:

Question Text:

Type: String

Length: 10

Don't Know

Refuse

Empty

On Input

On Output

Array:

Instrument SAS Name: PHONENUM2

Destination Data Set: FMIS

EXTN2

EXTN2

Field

Description: Second Phone Extension

Form Pane Label:

SAS Name:

Tag Name:

Inherited Universe:

Universe:

Universe Description:

Question Text:

Type: String

Length: 5

- Don't Know
- Refuse
- Empty

- On Input
- On Output

Array:

Instrument SAS Name: EXTN2

Destination Data Set: FMIS

Field

PHONETYP2
PHONETYP2

Description: Phone Type for second phone number

Form Pane Label:

SAS Name:

Tag Name:

Inherited Universe:

Universe:

Universe Description:

Question Text:

Type: String

Length: 1

Don't Know

Refuse

Empty

On Input

On Output

Array:

Instrument SAS Name: PHONETYP2

Destination Data Set: FMIS

EMAILADDRESS

EMAILADDRESS

Field

Description: Household E-Mail Address

Form Pane Label:

SAS Name:

Tag Name:

Inherited Universe:

Universe:

Universe Description:

Question Text:

Type: String

Length: 80

- Don't Know
- Refuse
- Empty

- On Input
- On Output

Array:

Instrument SAS Name: EMAILADDRESS

Destination Data Set: STAT

Field

MARK
MARK

Description: How far you got in the instrument

Form Pane Label:

SAS Name:

Tag Name:

Inherited Universe:

Universe:

Universe Description:

Question Text:

Type: String

Length: 2

- Don't Know
- Refuse
- Empty

- On Input
- On Output

Array:

Special Instructions: NOTE: Measures how far you have progressed in the instrument. It is usually increased by one every time you enter a new "section".

- 1 = Not used
- 2 = New Case
- 3 = Unreached Household
- 7 = Household Reached {set at genintro}
- 9 = Household Refusal
- 10 = Coverage
- 11 = Control Card
- 14 = Questionnaire {set before section 1}
- 15 = refusal after partial interview
- 16 = Don't know follow-up

Instrument SAS Name: MARK

Destination Data Set: STAT

Field

MARKTWO
MARKTWO

Description: Sufficient partial indicator

Form Pane Label:

SAS Name:

Tag Name:

Inherited Universe:

Universe:

Universe Description:

Question Text:

Type: String

Length: 3

Don't Know

Refuse

Empty

On Input

On Output

Array:

Special Instructions: NOTE: Sufficient partial indicator - complete through section 20B.

Instrument SAS Name: MARKTWO

Destination Data Set: STAT

REASSG

Field

Description: Reassignment flag

Form Pane Label:

SAS Name:

Tag Name:

Inherited Universe:

Universe:

Universe Description:

Question Text:

Type: String

Length: 1

- Don't Know
- Refuse
- Empty

- On Input
- On Output

Array:

Special Instructions: NOTE: This flag is set to 1 if the case was reassigned from one FR to another in the current quarter.

Instrument SAS Name: REASSG

Destination Data Set: STAT

Field

CONREF
CONREF

Description: flag for confirmed refusals

Form Pane Label:

SAS Name:

Tag Name:

Inherited Universe:

Universe:

Universe Description:

Question Text:

Type: String

Length: 1

- Don't Know
- Refuse
- Empty

- On Input
- On Output

Array:

Special Instructions: NOTE: This is the confirmed refusal flag.
If the case is a replacement household the CONREF for
the replacement case needs to be set to zero.

Instrument SAS Name: CONREF

Destination Data Set: STAT

INSTVER

INSTVER

Field

Description: Instrument version

Form Pane Label:

SAS Name: INSTVER

Tag Name:

Inherited Universe:

Universe:

Universe Description:

Question Text:

Type: String

Length: 30

- Don't Know
- Refuse
- Empty

- On Input
- On Output

Array:

Special Instructions: NOTE: Instrument version date in the format
"Ver 1.33 Dec/03/2001"

Instrument SAS Name: INSTVER

Destination Data Set: FMIS

Field

OUTCOME
OUTCOME

Description: outcome code

Form Pane Label:

SAS Name: OUTCOME

Tag Name:

Inherited Universe:

Universe:

Universe Description:

Question Text:

Type: String

Length: 3

- Don't Know
- Refuse
- Empty

- On Input
- On Output

Array:

Special Instructions: 200 New case, not Started
201 Completed interview
202 Case started, insufficient partial
203 Transmit, no more follow-up possible.
(Through Section 20B complete, Enter reason why not complete.)
204 Partial, complete through Section 20B, callback to
complete
206 Don't know follow-up needed

216 Type A - No one home (unable to contact)
217 Type A - Temporarily absent
219 Type A - Other specify
321 Type A - Refused, Hostile respondent
322 Type A - Refused, Time related excuses
323 Type A - Refused, Language problems
324 Type A - Refused, Other - specify

- 224 Type B - All persons under 16
- 225 Type B - Occupied by persons with URE
- 226 Type B - Vacant for rent
- 331 Type B - Vacant for sale
- 332 Type B - Vacant other - specify

- 228 Type B - Unfit, to be demolished
- 229 Type B - Under construction, not ready
- 231 Type B - Unoccupied tent/trailer site
- 232 Type B - Permit granted, construction not started
- 233 Type B - Other - specify

- 240 Type C - Demolished
- 241 Type C - House or trailer moved
- 243 Type C - Converted to permanent nonresidential use
- 244 Type C - Merged units within same structure
- 245 Type C - Condemned
- 247 Type C - Unused serial # or listing sheet
- 248 Type C - Other - specify
- 252 Type C - Located on military base or post
- 258 Type C - Unlocatable sample address
- 259 Type C - Unit does not exist or unit is out of scope
- 290 Type C - Spawned in error
- 341 Type C - CU moved
- 342 Type C - CU merged with another CE CU within same address

Instrument SAS Name: OUTCOME

Destination Data Set: FMLY

Field

FIRCODT
FIRCODT

Description: Date of first contact (DDMMYYYY)

Form Pane Label:

SAS Name: FIRCODT

Tag Name:

Inherited Universe:

Universe:

Universe Description:

Question Text:

Type: String

Length: 8

- Don't Know
- Refuse
- Empty

- On Input
- On Output

Array:

Special Instructions: NOTE: Date of first got into the instrument
(BLS administrative data)

DATE is set as a european date with day first and
then month.

See DATAMODEL_CK for how to set this field

Instrument SAS Name: FIRCODT

Destination Data Set: FMIS

FIRFRCDE

FIRFRCDE

Field

Description: First FR to touch the case - Fr code

Form Pane Label:

SAS Name: FIRFRCDE

Tag Name:

Inherited Universe:

Universe:

Universe Description:

Question Text:

Type: String

Length: 8

- Don't Know
- Refuse
- Empty

- On Input
- On Output

Array:

Special Instructions: NOTE: First FR to touch the case. (BLS administrative data)

Instrument SAS Name: FIRFRCDE

Destination Data Set: FMIS

Field

SITE
SITE

Description: Regional office code

Form Pane Label:

SAS Name: REG_OFF

Tag Name:

Inherited Universe:

Universe:

Universe Description:

Question Text:

Type: String

Length: 2

- Don't Know
- Refuse
- Empty

- On Input
- On Output

Store Instructions: SITE is set equal to RT1000.SITE in the input setup specifications.

Array:

Special Instructions: Regional Office Code

22 = New York

23 = Philadelphia

25 = Chicago

29 = Atlanta

31 = Denver

32 = Los Angeles

Instrument SAS Name: SITE

Destination Data Set: FMLY

INTNMBR

Field

INTNMBR

Description: Interview number

Form Pane Label:

SAS Name: INTERI

Tag Name:

Inherited Universe:

Universe:

Universe Description:

Question Text:

Type: String

Length: 2

- Don't Know
- Refuse
- Empty

- On Input
- On Output

Store Instructions: INTNMBR is set equal to RT2501.INTNMBR in the input setup specifications.

Array:

Special Instructions: Valid Values: 01, 02, 03, 04

Instrument SAS Name: INTNMBR

Destination Data Set: FMLY

Field

INTPER
INTPER

Description: Interview year and month

Form Pane Label:

SAS Name:

Tag Name:

Inherited Universe:

Universe:

Universe Description:

Question Text:

Type: String

Length: 6

- Don't Know
- Refuse
- Empty

- On Input
- On Output

Store Instructions: INTPER is set equal to RT1000.INTPER in the input setup specifications.

Array:

Special Instructions: NOTE: Format YYYYMM

Instrument SAS Name: INTPER

Destination Data Set: FMLY

POUT1

POUT1

Field

Description: Outcome for Interview 1

Form Pane Label:

SAS Name: POUT1

Tag Name:

Inherited Universe:

Universe:

Universe Description:

Question Text:

Type: String

Length: 3

- Don't Know
- Refuse
- Empty

- On Input
- On Output

Store Instructions: POUT1 is set equal to RT8100.POUT1 in the input setup specifications.

Array:

Special Instructions: Valid Values: 201, 203, 216, 217, 219, 224-226, 228, 229,
231-233, 240, 241, 243-245, 247, 248, 252,
258, 259, 290, 321-324, 331, 332, 341, 342

Instrument SAS Name: POUT1

Destination Data Set: FMLY

Field

POUT2
POUT2

Description: Outcome for interview 2

Form Pane Label:

SAS Name: POUT2

Tag Name:

Inherited Universe:

Universe:

Universe Description:

Question Text:

Type: String

Length: 3

- Don't Know
- Refuse
- Empty

- On Input
- On Output

Store Instructions: POUT2 is set equal to RT8100.POUT2 in the input setup specifications.

Array:

Special Instructions: Valid Values: 201, 203, 216, 217, 219, 224-226, 228, 229,
231-233, 240, 241, 243-245, 247, 248, 252,
258, 259, 290, 321-324, 331, 332, 341, 342

Instrument SAS Name: POUT2

Destination Data Set: FMLY

POUT3

POUT3

Field

Description: Outcome for interview 3

Form Pane Label:

SAS Name: POUT3

Tag Name:

Inherited Universe:

Universe:

Universe Description:

Question Text:

Type: String

Length: 3

- Don't Know
- Refuse
- Empty

- On Input
- On Output

Store Instructions: POUT3 is set equal to RT8100.POUT3 in the input setup specifications.

Array:

Special Instructions: Valid Values: 201, 203, 216, 217, 219, 224-226, 228, 229,
231-233, 240, 241, 243-245, 247, 248, 252,
258, 259, 290, 321-324, 331, 332, 341, 342

Instrument SAS Name: POUT3

Destination Data Set: FMLY

Field

POUT4
POUT4

Description: Outcome for interview 4

Form Pane Label:

SAS Name: POUT4

Tag Name:

Inherited Universe:

Universe:

Universe Description:

Question Text:

Type: String

Length: 3

- Don't Know
- Refuse
- Empty

- On Input
- On Output

Store Instructions: POUT4 is set equal to RT8100.POUT4 in the input setup specifications.

Array:

Special Instructions: Valid Values: 201, 203, 216, 217, 219, 224-226, 228, 229,
231-233, 240, 241, 243-245, 247, 248, 252,
258, 259, 290, 321-324, 331, 332, 341, 342

Instrument SAS Name: POUT4

Destination Data Set: FMLY

PSU
PSU

Field

Description: PSU

Form Pane Label:

SAS Name: AREACODE

Tag Name:

Inherited Universe:

Universe:

Universe Description:

Question Text:

Type: String

Length: 5

- Don't Know
- Refuse
- Empty

- On Input
- On Output

Store Instructions: PSU is set equal to RT1000.PSU in the input setup specifications.

Array:

Instrument SAS Name: PSU

Destination Data Set: FMLY

Field

SAMP_DES
SAMP_DES

Description: Sample designation

Form Pane Label:

SAS Name: SAMP_DES

Tag Name:

Inherited Universe:

Universe:

Universe Description:

Question Text: ** OUT VARIABLE **

Type: String

Length: 3

- Don't Know
- Refuse
- Empty

- On Input
- On Output

Array:

Instrument SAS Name: SAMP_DES

Destination Data Set: FMLY

HH_NUM
HH_NUM

Field

Description: Household number

Form Pane Label:

SAS Name: HH_NUM

Tag Name:

Inherited Universe:

Universe:

Universe Description:

Question Text:

Type: String

Length: 2

- Don't Know
- Refuse
- Empty

- On Input
- On Output

Array:

Instrument SAS Name: HH_NUM

Destination Data Set: FMLY

Field

GQTYPE
GQTYPE

Description: Group quarters type

Form Pane Label:

SAS Name: ADDRTYPE

Tag Name:

Inherited Universe:

Universe:

Universe Description:

Question Text:

Type: String

Length: 3

- Don't Know
- Refuse
- Empty

- On Input
- On Output

Store Instructions: GQTYPE is set equal to RT2501.GQTYPE in the input setup specifications.

Array:

Instrument SAS Name: GQTYPE

Destination Data Set: FMLY

USERID

Field

USERID

Description: Interviewer's james bond

Form Pane Label:

SAS Name: FR_COD1

Tag Name:

Inherited Universe:

Universe:

Universe Description:

Question Text:

Type: String

Length: 8

- Don't Know
- Refuse
- Empty

- On Input
- On Output

Array:

Instrument SAS Name: USERID

Destination Data Set: FMLY

Field

TOTAL_CU
TOTAL_CU

Description: Total number of CU's

Form Pane Label:

SAS Name:

Tag Name:

Inherited Universe:

Universe:

Universe Description:

Question Text:

Type: String

Length: 2

- Don't Know
- Refuse
- Empty

- On Input
- On Output

Array:

Special Instructions: NOTE: Total number of CU for this household

Instrument SAS Name: TOTAL_CU

Destination Data Set: STAT

SECTCOMP

SECTCOMP

Field

Description: Section complete flag

Form Pane Label:

SAS Name:

Tag Name:

Inherited Universe:

Universe:

Universe Description:

Question Text:

Type: Set

Max Number of Values: 26

Length: 1

- Don't Know
- Refuse
- Empty

- On Input
- On Output

Array:

Special Instructions: NOTE: This is the Section complete flag.

It is an array where the members of the array represent the sections of the instrument.

If a section is complete then a "Yes" will be stored in the appropriate element of the array.

EX: if section 10 is complete, SECTCOMP(10) = Yes

23 = set in post-processing (See input edits.)

25 = Coverage

26 = Control Card

Instrument SAS Name: SECTCOMP

Destination Data Set: STAT

Field

SECTNO
SECTNO

Description: Section number of the highest section completed

Form Pane Label:

SAS Name: SECTNO

Tag Name:

Inherited Universe:

Universe:

Universe Description:

Question Text:

Type: String

Length: 2

- Don't Know
- Refuse
- Empty

- On Input
- On Output

Array:

Special Instructions: NOTE: See BBACK.BLKAPPT.DONE for how to set this field

Valid Values: 1-21, blank

Instrument SAS Name: SECTNO

Destination Data Set: FMIS

RESPLINE

RESPLINE

Field

Description: Respondent line number

Form Pane Label:

SAS Name:

Tag Name:

Inherited Universe:

Universe:

Universe Description:

Question Text:

Type: String

Length: 2

- Don't Know
- Refuse
- Empty

- On Input
- On Output

Array:

Special Instructions: NOTE: Line Number of household/CU respondent

Valid Values: 1-30, 95

Instrument SAS Name: RESPLINE

Destination Data Set: STAT

Field

RESPNAME
RESPNAME

Description: Respondent Name

Form Pane Label:

SAS Name:

Tag Name:

Inherited Universe:

Universe:

Universe Description:

Question Text:

Type: String

Length: 42

- Don't Know
- Refuse
- Empty

- On Input
- On Output

Array:

Special Instructions: NOTE: Name of household/CU respondent

Instrument SAS Name: RESPNAME

BESTTIME

BESTTIME

Field

Description: Best time to call - category

Form Pane Label:

SAS Name:

Tag Name:

Inherited Universe:

Universe:

Universe Description:

Question Text:

Type: String

Length: 2

- Don't Know
- Refuse
- Empty

- On Input
- On Output

Array:

Special Instructions: Valid Values: 1-9

Instrument SAS Name: BESTTIME

Destination Data Set: STAT

Field

BESTTIM2
BESTTIM2

Description: Best time to call - specify

Form Pane Label:

SAS Name:

Tag Name:

Inherited Universe:

Universe:

Universe Description:

Question Text:

Type: String

Length: 30

- Don't Know
- Refuse
- Empty

- On Input
- On Output

Array:

Instrument SAS Name: BESTTIM2

Destination Data Set: STAT

NOSUNDAY

NOSUNDAY

Field

Description: No Sunday interview

Form Pane Label:

SAS Name:

Tag Name:

Inherited Universe:

Universe:

Universe Description:

Question Text:

Type: String

Length: 1

- Don't Know
- Refuse
- Empty

- On Input
- On Output

Array:

Special Instructions: Valid Values: 0 = Sunday interview acceptable
1 = No sunday interview

Instrument SAS Name: NOSUNDAY

Destination Data Set: STAT

Field

CP1PHON
CP1PHON

Description: Noninterview contact persons telephone

Form Pane Label:

SAS Name:

Tag Name:

Inherited Universe:

Universe:

Universe Description:

Question Text:

Type: String

Length: 10

- Don't Know
- Refuse
- Empty

- On Input
- On Output

Array:

Special Instructions: See BCoverage.BContact.PHON for how to set this field

Instrument SAS Name: CP1PHON

Destination Data Set: CP1

CP1EXT
CP1EXT

Field

Description: Noninterview Contact person telephone extension

Form Pane Label:

SAS Name:

Tag Name:

Inherited Universe:

Universe:

Universe Description:

Question Text:

Type: String

Length: 5

- Don't Know
- Refuse
- Empty

- On Input
- On Output

Array:

Special Instructions: See BCoverage.BContact.PHON for how to set this field

Instrument SAS Name: CP1EXT

Destination Data Set: CP1

Field

CP1TYPE
CP1TYPE

Description: Type of Noninterview Contact person

Form Pane Label:

SAS Name:

Tag Name:

Inherited Universe:

Universe:

Universe Description:

Question Text:

Type: String

Length: 1

- Don't Know
- Refuse
- Empty

- On Input
- On Output

Array:

Special Instructions: Valid Value: 1 = Type B/C Contact

Instrument SAS Name: CP1TYPE

Destination Data Set: CP1

CP1ZP5

Field

CP1ZP5

Description: Noninterview contact person Zipcode - 1st 5 digits

Form Pane Label:

SAS Name:

Tag Name:

Inherited Universe:

Universe:

Universe Description:

Question Text:

Type: String

Length: 5

- Don't Know
- Refuse
- Empty

- On Input
- On Output

Array:

Special Instructions: See BCoverage.BContact.CP1ZP9 for how to set this field

Instrument SAS Name: CP1ZP5

Destination Data Set: CP1

Field

CP1ZP4
CP1ZP4

Description: Noninterview Contact persons zipcode - 4 digits

Form Pane Label:

SAS Name:

Tag Name:

Inherited Universe:

Universe:

Universe Description:

Question Text:

Type: String

Length: 4

- Don't Know
- Refuse
- Empty

- On Input
- On Output

Array:

Special Instructions: See BCoverage.BContact.CP1ZP9 for how to set this field

Instrument SAS Name: CP1ZP4

Destination Data Set: CP1

SSFTEAMCODE

SSFTEAMCODE

Field

Description: Field Survey Statistician team code (RO Restructuring)

Form Pane Label:

SAS Name: SSFTEAM

Tag Name:

Inherited Universe:

Universe:

Universe Description:

Question Text:

Type: String

Length: 2

- Don't Know
- Refuse
- Empty

- On Input
- On Output

Array:

Special Instructions: VALUE: 2 digit code of SSF (Survey Stat in Field) team FR belongs

Instrument SAS Name: SSFTEAMCODE

Destination Data Set: FMIS

Field

FSTEAMCODE
FSTEAMCODE

Description: Field Supervisor team code (RO Restructuring)

Form Pane Label:

SAS Name: FSTEAM

Tag Name:

Inherited Universe:

Universe:

Universe Description:

Question Text:

Type: String

Length: 4

- Don't Know
- Refuse
- Empty

- On Input
- On Output

Array:

Special Instructions: VALUE: 2 digit SSF team code + 2 digit within FS (field supervisors) team number

Instrument SAS Name: FSTEAMCODE

Destination Data Set: FMIS

POPGRP

POPGRP

Field

Description: POP Group Code

Form Pane Label:

SAS Name: POPGRP

Tag Name:

Inherited Universe:

Universe:

Universe Description:

Question Text:

Type: String

Length: 2

- Don't Know
- Refuse
- Empty

- On Input
- On Output

Store Instructions: POPGRP is set equal to RT1002.POPGRP in the input setup specifications

Array:

Instrument SAS Name: POPGRP

Destination Data Set: FMIS