

**myUSCIS copy deck**

**N-600 Application for Citizenship of Citizenship**

**OMB control number 1615-0057**

**Baseline version:** concluded 09/17/2019

**Edits in support of:** Final Fee Rule

**Final Fee Rule - edits made**

## **N-600: APPLICATION OVERVIEW**

**Heading**

**Current Sub-Heading**

**Application for Certificate of  
Citizenship**

**Before you start your application Eligibility**

**Eligibility of adopted children**

**Fee**

**Documents you may need**

**After you submit your application Track your case online**

**Respond to requests for information**

**Attend your interview**

**Take the Oath of Allegiance**

---

---

**Completing your form online**

**Filing online**

**Provide as many responses as  
you can**

**We will automatically save your  
responses**

**DHS Privacy Notice**

**Paperwork Reduction Act**





---

---

---



## Current Body Text

The Application for Certificate of Citizenship (N-600) is used to obtain a Certificate of Citizenship which serves as evidence of your or your child's U.S. citizenship. You may file this application if you were born abroad and are claiming U.S. citizenship at birth through your parents. You may also file this application to obtain evidence of citizenship if you automatically became a U.S. citizen by operation of law after your birth but before you turned 18 years of age. A parent or guardian may also file this application on behalf of a minor child.

Please note that USCIS does not issue Certificates of Citizenship in cases where the person became a U.S. citizen based on birth in the United States. USCIS only issues Certificates of Citizenship to those individuals who were born abroad but are U.S. citizens at birth through their parents, or who became citizens after birth but before the age of 18.

You should file this application if:

1. You are requesting a Certificate of Citizenship because you were born outside the United States to a U.S. citizen parent; or
2. You are requesting a Certificate of Citizenship because you automatically became a citizen of the United States after birth, but before you turned 18 years of age. (A parent or legal guardian can also fill Form N-600 on behalf of a minor child.)

If you are claiming U.S. citizenship after birth, but before you reached 18 years of age, the law in effect when the last qualifying condition was met is the law that applies to you. Generally, the conditions are listed below.

These conditions must be met before you turn 18 years of age:

1. Your parent must be a U.S. citizen
2. You must be the biological child of that U.S. citizen parent
3. You must be lawfully admitted to the United States for lawful permanent residence; and
4. You must be living in the United States in the legal and physical custody of your U.S. citizen parent.

Members of the U.S. Armed Forces currently cannot file this request online. If you are a member of the U.S. Armed Forces, you will need to submit the paper version of this form.

An adopted child may also acquire U.S. citizenship through his or her adoptive U.S. citizen parent depending on the law being applied. **Currently, an adopted child can acquire U.S. citizenship through his or her U.S. citizen parent. However, step children CANNOT acquire U.S. citizenship under this provision.**

Fee: **\$1,170.00**

The filing fee is not refundable, regardless of any action USCIS takes on this application.

There is no filing fee if you are a member or veteran of any branch of the U.S. Armed Forces filing on your own behalf. Children of members or veterans of the U.S. Armed Forces are required to pay the filing fee.

### **Refund Policy**

USCIS does not refund fees, regardless of any action we take on your application, petition, or request.

By continuing this transaction, you acknowledge that you must submit fees in the exact amount and that you are paying the fees for a government service. You further agree that the filing fee, biometric fee, and any other paid costs related to this financial transaction are final and not refundable.

Please refer to the instructions for the form(s) you are filing for additional information or you may call the USCIS Contact Center at 800-375-5283. For TTY (deaf or hard of hearing) 800-767-1833.

**The following is a list of documents everyone filing this form must provide:**

- 2x2 passport photograph**
- Birth certificate**
- U.S. citizen parent's proof of citizenship**

We will automatically determine which additional documents you need to provide as you fill out your application. The other documents you need will depend on the information you provide in the application, such as your personal history, family, and circumstances.

After you submit your form, you can track its status through your USCIS account. Sign in to your account often to check your case status and read any important messages from USCIS.

If we need more information from you, we will send you a Request for Evidence (RFE) or Request for Information (RFI). You can respond to our request and upload your documents through your USCIS account.

Not all applicants for a Certificate of Citizenship are required to appear for an in-person interview. We will determine, based on the evidence submitted in support of your application, whether you are required to appear in person for an interview.

If we approve your application, and you are over 14 years of age, you will be scheduled to appear at a USCIS office to take the Oath of Allegiance. If you are under 14 years of age, you may not be required to take the Oath of Allegiance.

---

---

**Submitting your application online is the same as mailing in a completed paper form. They both gather the same information and cost the same.**

You should provide as many responses as you can. Incomplete fields or sections and missing information can slow down the process after you submit your form. **If you do not finish your form in one session, you can sign in to your account to continue where you left off.**

We will automatically save your information when you select next to go to a new page or navigate to another section of the form. Your responses will be saved for 30 days. **You can sign in to your account at anytime to continue where you left off.**

**AUTHORITIES:** The information requested on this application, and the associated evidence, is collected under the Immigration and Nationality Act (INA) Section 320.

**PURPOSE:** The primary purpose for providing the requested information on this application is to determine if you have established eligibility for a Certificate of Citizenship for which you are filing. DHS will use the information you provide to grant or deny the immigration benefit you are seeking.

**DISCLOSURE:** The information you provide is voluntary. However, failure to provide the requested information, including your Social Security number (if applicable), and any requested evidence, may delay a final decision or result in denial of your application.

**ROUTINE USES:** DHS may share the information you provide on this application and any additional requested evidence with other Federal, state, local, and foreign government agencies and authorized organizations. DHS follows approved routine uses, as described in the associated published system of records notices [DHS/USCIS/ICE/CBP-001 Alien File, Index, and National File Tracking, DHS-USCIS-007 Benefits Information System, and DHS/USCIS-018 Immigration Biometric and Background Check] and the published privacy impact assessments [DHS/USCIS/PIA-015 Computer Linked Application Information Management System 4, DHS/USCIS/PIA-056 USCIS Electronic Immigration System, and DHS/USCIS/PIA-071 myUSCIS Account Experience], which you can find at [www.dhs.gov/privacy](http://www.dhs.gov/privacy). DHS may also share the information, as appropriate, for law enforcement purposes or in the interest of national security.

An agency may not conduct or sponsor information collection, and a person is not required to respond to a collection of information unless it displays a currently valid Office of Management and Budget (OMB) control number. The public reporting burden for this collection of information is estimated at 1 hour and 35 minutes per response, including the time for reviewing instructions, gathering the required documentation and information, completing the application, preparing statements, attaching necessary documentation, and submitting the application. The collection of biometrics is estimated to require 1 hour and 10 minutes. Send comments regarding this burden estimate or any other aspect of this collection of information, including suggestions for reducing this burden, to:

U.S. Citizenship and Immigration Services, Regulatory Coordination Division  
Office of Policy and Strategy  
20 Massachusetts Ave NW  
Washington, DC 20529-2140

Do not mail your completed Form N-600 to this address.

**OMB No. 1615-0057**  
**Expires: 11/30/2021**

---

Revised Body Text

Fee: **\$990.00**

There is no filing fee if you are a member or veteran of any branch of the U.S. Armed Forces filing on your own behalf. Children of members or veterans of the U.S. Armed Forces are required to pay the filing fee.

### **Refund Policy**


USCIS does not refund fees, regardless of any action we take on your application, petition or request, or how long USCIS takes to reach a decision. By continuing this transaction, you acknowledge that you must submit fees in the exact amount and that you are paying the fees for a government service.

Please refer to the instructions for the form(s) you are filing for additional information or you may call the USCIS Contact Center at 800-375-5283. For TTY (deaf or hard of hearing) 800-767-1833.

The following is a list of documents everyone filing this form must **provide**:

- Birth certificate**
- U.S. citizen parent's proof of citizenship**

We will automatically determine which additional documents you need to provide as you fill out your application. The other documents you need will depend on the information you provide in the application, such as your personal history, family, and circumstances.



---

**DISCLOSURE:** The information you provide is voluntary. However, failure to provide the requested information, including your Social Security number (if applicable), and any requested evidence, may delay a final decision or result in a rejection or denial of your application.

---



**Current CTA**

Learn more about <https://www.uscis.gov/n-600>>applying for a Certificate of Citizenship</a>

Learn more about [filing a fee waiver](https://www.uscis.gov/feewaiver).

---

---

---

## Final Fee Rule - no edits

### N-600: GETTING STARTED

**Step:** Indicates the form navigation element. In this case, these questions would appear in the form.

**Section:** Indicates the form sub-navigation element. The following copy for questions is what should appear.

**Questions/Sub-Questions:** Based on the questions from the paper form.

**Help text:** Text that appears below or next to an input field, partially hidden. Users can click for contextual or clarifying information about a question.

**Instructional text:** Text that appears directly below a question and provides instructions. Page breaks are indicated by single line.

Conditional question logic is indicated in ( ) before question

Step	Section	Paper Form Question	Question
Getting Started	Basis for eligibility	1.1	What is your basis for eligibility?
		2.15	Have you previously applied for a Certificate of Citizenship or a U.S. Passport?
		2.13	Are you a member or veteran of any branch of the U.S. Armed Forces?
	Preparer and interpreter information		Is someone assisting you with completing this application?  (IF YES) Is a preparer assisting you with completing this application?
	Preparer information	10.1	(IF YES TO PREPARER) What is your preparer's full name?

10.2 What is your preparer's business or organization name?

10.3 What is your preparer's mailing address?

10.4 What is your preparer's contact information?

10.5

10.6

---

**Interpreter information**

9.1 (IF YES TO INTERPRETER) What is your interpreter's full name?

9.2 What is your interpreter's business or organization name?

9.3 What is your interpreter's mailing address?

9.4 What is your interpreter's contact information?

9.5

9.6

8.1B What language is your interpreter  
using to interpret this application  
for you?

---

in the Getting Started step of the  
 grouped by the section in which they  
 click to expand. Provides additional  
 for answering the question.

Sub-Question	Field Type	Instructional Text
I am a BIOLOGICAL child of a U.S. citizen parent	Radio	
I am an ADOPTED child of a U.S. citizen parent	Radio	
Other	Radio	
(IF OTHER) Provide an explanation.	Text	
Yes/No	Radio	
(IF YES) Provide an explanation.	Text	
Yes/No	Radio	
Yes/No	Radio	
Yes/No	Radio	
Yes/No	Radio	
Given name (first name)	Text	



Family name (last name) Text  
Text

My preparer is not part of a business or organization. Checkbox

Country Text

Address line 1 Text

Address line 2 Text

City or town Text

State/Province Dropdown

ZIP code/Postal code Text

Daytime telephone number Text

Mobile telephone number Text

My preparer does not have a mobile telephone number. Checkbox

Email address Text

My preparer does not have an email address. Checkbox

---

Given name (first name) Text

Family name (last name) Text

Text

My interpreter is not part of a business or organization. Checkbox

Country Text

Address line 1 Text

Address line 2 Text

City or town Text

State/Province Dropdown

ZIP code/Postal code Text

Daytime telephone number Text

Mobile telephone number Text


My preparer does not have a mobile telephone number. Checkbox

Email address Text

My interpreter does not have an email address. Checkbox

Text

---



**Help Text**

**Priority (red  
- highest;  
green - med;**

---

A preparer is anyone who completes or helps you complete all or part of your application using information and answers that you provide.

---

Street number and name  
Apartment, suite, unit, or floor



Street number and name  
Apartment, suite, unit, or floor

---

## Final Fee Rule - edits made

### N-600: ABOUT YOU

**Step:** Indicates the form navigation element. In this case, these (

**Section:** Indicates the form sub-navigation element. The following

**Questions/Sub-Questions:** Based on the questions from the paper

**Help text:** Text that appears below or next to an input field, part  
information about a question.

**Instructional text:** Text that appears directly below a question a  
Question sets are separated by a double-line.

Conditional question logic is indicated in ( ) before question

Step	Section	Paper Form Question #
About You	Your name	2.1
		2.2
		2.3
	<hr/>	<hr/>
	Your contact information	2.10

2.11

8.3

8.4

8.5

---

**Additional Information** 2.6

2.7

2.17

2.4

2.5

---

**Your immigration  
information**

2.8

2.14A

2.14B

---

**Describe yourself** 2.9

3.1



3.2

3.3

3.4

3.5

3.6

2.12

---

**(IF ADOPTED)**  
**Your adoption** 2.17A

2.17B

2.17C

2.17D

---

**(IF ADOPTED)**  
**Your re-adoption** 2.18

2.18A

2.18B

2.18C

2.18D

---

questions would appear in the **About You** step of the form.  
 ng copy for questions is grouped by the section in which they should appear.  
 per form.  
 tially hidden. Users can click to expand. Provides additional contextual or clarifying  
 nd provides instructions for answering the question.

Question	Sub-Question
What is your current legal name?	Given name (first name)
What is your name exactly as it appears on your Permanent Resident Card?	Middle name (if applicable) Family name (last name) The name on my card matches my current legal name.  Given name (first name)
Have you used any other names since birth?  (IF YES)	Middle name (if applicable) Family name (last name)  Yes/No  Given name (first name) Middle name (if applicable) Family name (last name)
What is your current mailing address?	In care of name (if any) Country  Address line 1 Address line 2 City or town State/Province

(IF NO) Where do you live now?  
ZIP code/Postal code  
I live at my current mailing address  
Country  
Address line 1  
Address line 2  
City or town  
State/Province  
ZIP code/Postal code  
How can we contact you?  
Daytime telephone number  
Mobile telephone number  
I do not have a mobile telephone number.  
Email address  
I do not have an email address.

---

What is your date of birth? Month/Day/Year

What is your country of birth?

Were you adopted?

Yes/No

What is your U.S. Social Security number?

I do not have a U.S. Social Security number.

What is your USCIS Online Account Number?

I do not have a USCIS Online Account Number.

---

What is your A-Number?

I do not have or know my A-Number.

What is your prior country of citizenship or nationality?

What was the port-of-entry that you used to enter the United States? City or town

State

What date did you enter? Month/Day/Year

What name did you use when you entered? Given name (first name)  
Middle name (if applicable)  
Family name (last name)

What travel document did you use to be admitted to the United States? Passport

Travel document

(IF PASSPORT) What was your passport number?

(IF TRAVEL DOCUMENT) What was your travel document number?

What country issued your passport or travel document?

What date was your passport or travel document issued? Month/Day/Year

---

What is your gender? Male/Female

What is your ethnicity? Hispanic or Latino  
Not Hispanic or Latino

What is your race?

White

Asian

Black or African American

American Indian or Alaska Native

Native Hawaiian or Other Pacific  
Islander

What is your height?  
What is your weight?

Feet/Inches  
Pounds

What is the color of your eyes?	Black/Blue/Brown/Gray/Green/ Hazel/Maroon/Pink/ Unknown/other
What is the color of your hair?	Bald (no hair)/Black/Blonde/Brown/Gray/Red/Sa ndy/White/ Unknown/other
What is your current marital status?	Single, never married/Married/Divorced/Widowed/S eparated/Marriage annulled
	Other (IF OTHER) Provide an explanation.

---

Where was the place of your final adoption?	City or town
	State
	Country
What date was your adoption?	Month/Day/Year
What date did legal custody begin?	Month/Day/Year
What date did physical custody begin?	Month/Day/Year

---

Did you have to be re-adopted in the United States?	Yes/No
(IF YES) Where was the place of your final adoption?	City or town
	State
	Country
What date was your final adoption?	Month/Day/Year
What date did legal custody begin?	Month/Day/Year
What date did physical custody begin?	Month/Day/Year

---

Revised Sub-Question	Field Type

Text

Text

Text

Checkbox

Text

Text

Text

Radio

Text

Text

Text

---

In care of name

Text

Dropdown

Text

Text

Text

Text





---

Text

Checkbox

Text

Text

Text

Date

Text

Text

Text

Radio

Radio

Text

Text

Text

Date

---

Radio

Radio

Checkbox

Checkbox

Checkbox

Checkbox

Checkbox

Text

Text

Dropdown

Dropdown

Radio

Radio

Text

---

Text

Text

Text

Date

Date

Date

---

Radio

Text

Text

Text

Date

Date

Date

---



---

**Instructional Text**

Your current legal name is the name on your birth certificate, unless it changed after birth by a legal action such as marriage, adoption, or court order. Do not provide any nicknames here.

Provide your name exactly as it appears on your Permanent Resident Card, even if it is misspelled. Type "N/A" if you do not have a permanent resident card.

Other names used may include nicknames, aliases, and maiden names.

Provide the other names you have used.

---

We will use your current mailing address to contact you throughout the application process. We may not be able to contact you if you do not provide a complete and valid address.

Street number and name

Apartment, suite, unit, or floor

Street number and name  
Apartment, suite, unit, or floor

---

You can find your USCIS Online Account Number by signing in to your account and going to your profile page.

If you previously filed an application, petition, or request using the USCIS online filing system, provide the USCIS Online Account Number you were issued.

If you previously filed certain applications, petitions, or requests on a paper form via a USCIS Lockbox facility, you may have received a USCIS Online Account Access Notice issuing you a USCIS Online Account Number. You can find this number at the top of the notice.

The USCIS Online Account Number is not the same as an A-Number. The USCIS Online Account Number was previously called the USCIS Electronic Immigration System (USCIS ELIS) Number.

---

Your A-Number is located on your Permanent Resident Card (formerly known as the Alien Registration Card or referred to as the Green Card), and consists of a 7, 8, or 9-digit number.

The A-Number may be located on the front or back of the card, depending on when the card was issued.

Provide the name of the country of **your** citizenship or nationality before you became a citizen.

If the country no longer exists or you are stateless, enter the name of the foreign country where you were last a citizen or national.

If you are a citizen or national of more than one country, provide the name of the foreign country that issued your latest passport.

---

Hispanic or Latino refers to a person of Cuban, Mexican, Puerto Rican, South or Central American, or other Spanish culture or origin, regardless of race.

Select all that apply. Your race is different from your ethnicity and should reflect your geographical origins.



---

---

---

**Revised Instructional Text**



---

Providing your unique USCIS Online Account Number (OAN) helps us manage your account. You may already have an OAN if you previously filed certain paper forms and received an Account Access Notice in the mail. You can find the OAN at the top of the notice; it is not the same as an A-Number.

---

---

---

---

---

Help Text	
Help Text	Revised Help Text

---

---

Certain paper forms: I-90, I-130,  
I-485, I-821, I-821D, N-336, N-  
400, N-565, N-600, N-600K

---

---



**White**

A person having origins in any of the original peoples of Europe, the Middle East, or North Africa.

**Asian**

A person having origins in any of the original peoples of the Far East, Southeast Asia, or the Indian subcontinent including, for example, Cambodia, China, India, Japan, Korea, Malaysia, Pakistan, the Philippine Islands, Thailand, and Vietnam.

**Black or African American**

A person having origins in any of the black racial groups of Africa.

**American Indian or Alaska Native**

A person having origins in any of the original peoples of North and South America (including Central America), and who maintains tribal affiliation or community attachment.

**Native Hawaiian or Other Pacific Islander**

A person having origins in any of the original peoples of Hawaii, Guam, Samoa, or other Pacific Islands.

---

---

---

## Final Fee Rule - no edits

### N-600: YOUR FAMILY

Step: Indicates the form navigation element. In this case, these questions would appear in the Your Family

Section: Indicates the form sub-navigation element. The following copy for questions is grouped by the Questions/Sub-Questions: Based on the questions from the paper form.

Help text: Text that appears below or next to an input field, partially hidden. Users can click to expand information about a question.

Instructional text: Text that appears directly below a question and provides instructions for answering. Question sets are separated by a double-line.

Conditional question logic is indicated in ( ) before question.

Step	Section	Paper Form Question Question #
Your Family	Parents	Were your parents married to each other when you were born (or adopted)? 2.19 Did your parents marry after you were born? 2.20 Do you regularly reside in the United States in the legal and physical custody of your U.S. citizen parents? 2.21
<hr/>		
U.S. citizen father		

What is your U.S. citizen father's current legal name?

4.1

What is your U.S. citizen father's current physical address?

4.5

What is your U.S. citizen father's date of birth?

4.2

What is your U.S. citizen father's country of birth?

4.3

What is your U.S. citizen father's A-Number?

4.6

---

Father's citizenship

What is your father's country of citizenship or nationality?

4.4

Has your father ever lost U.S. citizenship or taken any action that would cause loss of U.S. citizenship?

4.7

How did your father obtain U.S. citizenship?

4.6

(IF BIRTH ABROAD TO US CITIZEN) What is your father's Certificate of Citizenship number?

4.6

4.6 (IF NATURALIZATION) Where was your father naturalized?

4.6 (IF NATURALIZATION) What is your father's Certificate of Naturalization number?

4.6 (IF NATURALIZATION) What date was your father naturalized?

---

Father's marital status

4.8A How many times has your U.S. citizen father been married?

4.8B What is your U.S. citizen father's current marital status?

4.9A (IF MARRIED OR SEPARATED) What is the name of your U.S citizen father's current spouse?

4.9F (IF MARRIED OR SEPARATED) What date did your U.S. citizen father marry his current spouse?

4.9G (IF MARRIED OR SEPARATED) Where were your U.S. citizen father and his current spouse married?

---

(IF MARRIED OR SEPARATED) Father's current spouse

4.9B (IF MARRIED OR SEPARATED) What is your father's spouse's date of birth?

4.9C (IF MARRIED OR SEPARATED) What is your father's spouse's country of birth?

4.9D (IF MARRIED OR SEPARATED) What is your father's spouse's country of citizenship or nationality?

4.9H (IF MARRIED OR SEPARATED) What is your father's spouse's immigration status?

(IF MARRIED OR SEPARATED) Where  
4.9E does your father's spouse live now?

Is your U.S. citizen father's current  
spouse also your biological (or adopted)  
mother?

4.9I

---

U.S. citizen mother

What is your U.S. citizen mother's  
current legal name?

5.1

5.5 What is your U.S. citizen mother's  
current physical address?

5.2 What is your U.S. citizen mother's date of birth?

5.3 What is your U.S. citizen mother's country of birth?

5.6 What is your U.S. citizen mother's A-Number?

---

Mother's citizenship

5.4 What is your mother's country of citizenship or nationality?

5.7 Has your mother ever lost U.S. citizenship or taken any action that would cause loss of U.S. citizenship?

5.6 How did your mother obtain U.S. citizenship?

(IF BIRTH ABROAD TO US CITIZEN) What is your mother's Certificate of Citizenship number?

5.6

5.6 (IF NATURALIZATION) Where was your mother naturalized?

5.6 (IF NATURALIZATION) What is your mother's Certificate of Naturalization number?

5.6 (IF NATURALIZATION) What date was your mother naturalized?

---

Mother's marital status

5.8A How many times has your U.S. citizen mother been married?

5.8B What is your U.S. citizen mother's current marital status?

(IF MARRIED OR SEPARATED) What is the name of your U.S citizen mother's current spouse?  
5.9A

(IF MARRIED OR SEPARATED) What date did your U.S. citizen mother marry her current spouse?  
5.9F

(IF MARRIED OR SEPARATED) Where were your U.S. citizen mother and her current spouse married?  
5.9G

---

(IF MARRIED OR SEPARATED) Mother's current spouse

(IF MARRIED OR SEPARATED) What is your mother's spouse's date of birth?  
5.9B

(IF MARRIED OR SEPARATED) What is your mother's spouse's country of birth?  
5.9C

(IF MARRIED OR SEPARATED) What is your mother's spouse's country of citizenship or nationality?  
5.9D

(IF MARRIED OR SEPARATED) What is your mother's spouse's immigration status?  
5.9H

(IF MARRIED OR SEPARATED) Where does your mother's spouse live now?  
5.9E

Is your U.S. citizen mother's current spouse also your biological (or adopted) father?  
5.9I

---



(IF BIOLOGICAL AND BORN ABROAD)  
Parent's military service

(IF BIOLOGICAL AND BORN ABROAD)  
Did your U.S. citizen parent serve in the  
7.1 U.S. Armed Forces?

(IF YES) Which parent served in the U.S.  
7.2 Armed Forces?

How was your U.S. citizen parent  
7.4 discharged?

---

(IF BIOLOGICAL & BORN ABROAD & PARENT SERVED) Dates of service

---

What dates did your U.S. citizen parent serve in the U.S. Armed Forces?  
7.3

Dates of service

---

(IF BIOLOGICAL AND BORN ABROAD) Parent's physical presence

---

What dates did your U.S. citizen parent live in the United States?

6.1

Select which parent you will be providing information for

6.2A-H Period of physical presence in the United States

---

family step of the form.  
the section in which they should appear.

. Provides additional contextual or clarifying  
the question.

Sub-Question	Field Type
Yes/No	Radio
Yes/No	Radio
Yes/No	Radio

---

Given name (first name) Text

Middle name (if applicable) Text

Family name (last name) Text

Country Dropdown

Address line 1 Text

Address line 2 Text

City or town Text

State/Province Text

ZIP code/Postal code Text

Month/Day/Year Date

Dropdown

Text

They do not have or know their A-Number. Checkbox

---

Dropdown

Yes/No Radio

(IF YES) Provide an explanation.

Birth in the United States Text  
Radio

Acquisition after birth through  
naturalization of alien parents Radio

Birth abroad to U.S. citizen parents Radio

Naturalization Radio  
Text

Text

City or town

Text

State

Text

Text

Month/Day/Year

Date

---

Text

Single, never  
married/Married/Divorced/Widowed/Sepe-  
rated/Marriage annulled/Other

Radio

(IF OTHER) Provide an explanation.

Text

Given name (first name)

Text

Middle name (if applicable)

Text

Family name (last name)

Text

Month/Day/Year

Date

City or town

Text

State

Dropdown

Country

Text

---

Month/Day/Year

Date

Text

Text

U.S. citizen

Radio

Lawful permanent resident

Radio

Other

Radio

(IF OTHER) Provide an explanation.

Text

Country	Dropdown
Address line 1	Text
Address line 2	Text
City or town	Text
State/Province	Text
ZIP code/Postal code	Text
Yes/No	Radio

---

Given name (first name)                      Text

Middle name (if applicable)                      Text  
Family name (last name)                      Text

Country	Dropdown
Address line 1	Text
Address line 2	Text
City or town	Text
State/Province or region	Text
ZIP code/Postal code	Text

Month/Day/Year Date

Text

Text

They do not have or know their A-Number. Checkbox

---

Dropdown

Yes/No Radio

(IF YES) Provide an explanation. Text

Birth in the United States Radio

Acquisition after birth through  
naturalization of alien parents Radio

Birth abroad to U.S. citizen parents Radio

Naturalization Radio

Text

Text

City or town Text

State Text

Text

Month/Day/Year Date

---

Text

Single, never Radio  
married/Married/Divorced/Widowed/Sepa  
rated/Marriage annulled/Other

(IF OTHER) Provide an explanation. Text

Given name (first name)	Text
Middle name (if applicable)	Text
Family name (last name)	Text
Month/Day/Year	Date
City or town	Text
State	Dropdown
Country	Text
Month/Day/Year	Date
	Dropdown
	Dropdown
U.S. citizen	Radio
Lawful permanent resident	Radio
Other	Radio
(IF OTHER) Provide an explanation.	Text
Country	Dropdown
Address line 1	Text
Address line 2	Text
City or town	Text
State/Province or region	Text
ZIP code/Postal code	Text
Yes/No	Radio

---

Yes/No Radio

U.S. citizen father Radio

U.S. citizen mother Radio

Honorable Radio

Other than honorable Radio

Dishonorable Radio

---

From Date

To Date

---

U.S. citizen father Radio

U.S. citizen mother Radio

From Date

To Date

---



Instructional Text		Help Text	

---

Complete this section if you are claiming citizenship through a U.S. biological father (or adoptive father), or provide information about yourself if you are a U.S. citizen father applying for a Certificate of Citizenship on behalf of your minor biological child or adopted child.

Your father's legal name is the name on his birth certificate, unless it changed after birth by legal action such as marriage or court order. Do not provide a nickname here.

Type "Deceased" and the date of death in Address Line 1 if your father has passed away.

Street number and name  
Apartment, suite, unit, or floor

Provide the name of the country at the time of your father's birth, even if the name has changed.

---

Name of court or USCIS office location

---

Include annulled marriages and marriages to the same person.

Your father's spouse's legal name is the name on their birth certificate, unless it changed after birth by legal action such as marriage or court order. Do not provide a nickname here.

---

Street number and name

Apartment, suite, unit, or floor

---

Complete this section if you are claiming citizenship through a U.S. biological mother (or adoptive mother), or provide information about yourself if you are a U.S. citizen mother applying for a Certificate of Citizenship on behalf of your minor biological child or adopted child.

Your mother's legal name is the name on her birth certificate, unless it changed after birth by legal action such as marriage or court order. Do not provide a nickname here.

Type "Deceased" and the date of death in Address Line 1 if your mother has passed away.

Street number and name

Apartment, suite, unit, or floor

Provide the name of the country at the time of your mother's birth, even if the name has changed.

---

Name of court or USCIS office location

---

Include annulled marriages and marriages to the same person.

Your mother's spouse's legal name is the name on their birth certificate, unless it changed after birth by legal action such as marriage or court order. Do not provide a nickname here.

---

Street number and name  
Apartment, suite, unit, or floor

---

---

Provide a full list of your U.S. citizen parent's dates of service.

---

Provide all the dates when your U.S. citizen biological father or U.S. citizen biological mother resided in the United States. Include all dates from your birth until the date you file your Application for Certificate of Citizenship (N-600).

---

## Final Fee Rule - no edits

### N-600: YOUR REQUEST

**Step:** Indicates the form navigation element. In this case, the

**Section:** Indicates the form sub-navigation element. The follo

**Questions/Sub-Questions:** Based on the questions from the p

**Help text:** Text that appears below or next to an input field, p  
information about a question.

**Instructional text:** Text that appears directly below a question  
Question sets are separated by a double-line.

Conditional question logic is indicated in () before question.

**Light gray cells are pre-approved copy from**

Step	Section	Paper Form Question #
Your Request	Current status	2.14C

2.14D

2.16

---

**Request for certificate** 2.22

---

**(IF ABSENT &  
BIOLOGICAL &  
BIRTHDATE BEFORE  
10/10/1952)  
Absence from U.S.**

2.22A/2.22D

2.22B/2.22E

2.22C/2.22F

---



These questions would appear in the **Your Request** step of the form. The following copy for questions is grouped by the section in which they should appear on the paper form. Questions are partially hidden. Users can click to expand. Provides additional contextual or clarifying information and provides instructions for answering the question.

**prior forms**

Question	Sub-Question	Field Type
What is your current immigration status?	Lawful permanent resident (LPR)	Radio
	Nonimmigrant	Radio
	Refugee/Asylee	Radio
	Other	Radio
	(IF OTHER) Provide an explanation.	Text
(IF LPR) On what date did you become a lawful permanent resident?	Month/Day/Year	Date
(IF LPR) Which USCIS office granted your lawful permanent resident status or admitted you as a lawful permanent resident?		Text
(IF LPR) Have you ever abandoned or lost your lawful permanent resident status?	Yes/No	Radio
	(IF YES) Provide an explanation.	Text
Have you been absent from the United States since you first arrived?	Yes/No	Radio
When were you absent from the United States?		
Travel outside the United States	Date you left	Date
	Date you returned	Date
Place of entry upon return to the United States	City or town	Text
	State	Text

Instructional Text		Help Text	

---

---

Provide the dates for every trip abroad that you have taken since you first arrived in the United States.

---

## Final Fee Rule - edits made

### N-600: EVIDENCE

**Step:** Indicates the form navigation element. In this case, these questions would appear in

**Section:** Indicates the form sub-navigation element. The following copy for questions is grc

**Evidence title:** Type of evidence being requested

**Instructional text:** Clarifying information about what type of evidence an applicant should

Evidence types are separated by a double-line.

Field type is the universal upload pattern

Step	Section	Evidence Title
Evidence	Evidence to support your application	

2" x 2" photo of you

Your birth certificate

U.S. citizen parent's birth  
certificate or record

U.S. citizen parent's proof of  
U.S. citizenship

---

Your proof of U.S. citizenship

[IF MARRIED, DIVORCED,  
WIDOWED, SEPARATED,  
ANNULLED, OTHER]  
Your marriage certificates

[IF DIVORCED, WIDOWED,  
SEPARATED, ANNULLED,  
OTHER]  
Your marriage termination  
documents

[IF MARRIED, DIVORCED,  
WIDOWED, SEPARATED,  
ANNULLED, OTHER]  
U.S. citizen parent's marriage  
certificates

[IF DIVORCED, WIDOWED,  
SEPARATED, ANNULLED,  
OTHER]  
U.S. citizen parent's marriage  
termination documents

[IF BORN ABROAD]  
U.S. citizen parent's  
proof of residence or  
physical presence in the  
United States

[IF ADOPTED]  
Copy of full, final adoption  
decree

[IF READOPTED]  
Re-adoption in the United  
States

[IF US CITIZEN AFTER BIRTH  
THROUGH US CITIZEN  
PARENT]  
Copy of your Permanent  
Resident Card or other  
evidence of permanent  
residence status

[IF APPLICANT ADOPTED OR  
LEGITIMATED OR PARENTS  
ARE DIVORCED/SEPARATED]  
Proof of legal and physical  
custody

[IF BORN OUT OF WEDLOCK  
AND FATHER IS US CITIZEN]  
Proof of legitimation

[IF FOREIGN NATIONAL  
OR COUNTRY OF BIRTH  
IS AMER. SOMOA OR  
SWAINS]  
Proof of status as U.S.  
National

[IF ADDITIONAL NAMES SINCE  
BIRTH]  
Evidence of all legal name  
changes

---

## Secondary Evidence

Baptismal certificate

School record

Census records



## Affidavits



the **Evidence** step of the form.  
grouped by the section in which they should appear.

submit. Copy for evidence is created using the form's paper instructions.

---

**Instructional Text**

As part of applying for a Certificate of Citizenship, you will need to provide evidence to support your application. These documents help us evaluate your application and verify your answers.

You are required to provide several documents as part of submitting your application. You may also need to provide additional evidence, depending on how you answered some questions.

Do not send original documents to USCIS in the mail. Provide legible copies of your documents unless USCIS later requests original documents.

Upload a recent color photograph of yourself that measures 2 inches by 2 inches, with your face measuring 1 inch to 1 3/8 inch from your chin to the top of your head. Your eyes should be between 1 1/8 inch and 1 3/8 inch from the bottom of the photo.

Make sure your whole face is visible, you are facing the camera directly, and the background is white or off-white. Your head must be bare, unless contrary to your religious beliefs. Also, include an image of the back of the photograph with your name and A-Number written in pen or pencil.

If you need help understanding the photo requirements or want to resize, rotate, or crop your photo, you can use the Department of State's [photo composition tools](https://travel.state.gov/content/passports/en/passports/photos/photo-composition-template.html).

Upload a copy or image of your birth certificate or record that was issued and certified by a civil authority in your country of birth.

Upload a copy or image of your U.S. citizen parent's birth certificate or record that was issued and certified by a civil authority in their country of birth.

Upload a copy or image of your U.S. citizen parent's proof of U.S. citizenship.  
This may include:

- Birth certificate showing birth in the United States
- Certificate of Naturalization (N-550)
- Certificate of Citizenship (N-560)
- Report of Birth Abroad of United States Citizen (FS-240)
- Valid unexpired U.S. passport

---

If you have proof of your U.S. citizenship, you should upload a copy or image.  
This may include:

- Birth certificate showing birth in the United States
- Certificate of Naturalization (N-550)
- Certificate of Citizenship (N-560)
- Report of Birth Abroad of United States Citizen (FS-240)
- Valid unexpired U.S. passport

Upload a copy or image of your marriage certificate that was issued and certified by a civil authority in the state or country of marriage. If you have been married more than once, upload a copy or image of all of your marriage certificates.

Upload a copy or image of the certified divorce decree, death certificate, or annulment document that terminated your marriage. If you have been married more than once, upload a copy or image of all of your marriage termination documents.

Upload a copy or image of your U.S. citizen parent's marriage certificate that was issued and certified by a civil authority in the state or country of marriage. If your U.S. citizen parent has been married more than once, upload a copy or image of all of their marriage certificates.

Upload a copy or image of the certified divorce decree, death certificate, or annulment document that terminated your U.S. citizen parent's marriage. If your U.S. citizen parent has been married more than once, upload a copy or image of all of their marriage termination documents.

Upload a copy or image of any document that proves your U.S. citizen parent's residence or physical presence in the United States. This may include:

- School, employment, or military records
- Deeds, mortgages, or leases showing residence
- Attestations by churches, unions, or other organizations
- U.S. Social Security quarterly reports
- Affidavits of third parties having knowledge of the residence and physical presence

Upload a copy or image of your full, final adoption decree.

Upload a copy or image of evidence of your full and final foreign adoption if the appropriate authority in your current location of residence recognizes its validity.

Upload an image of both sides of your Permanent Resident Card (formerly known as the Alien Registration Card or Green Card). If you have lost the card, upload a copy of the receipt of your Application to Replace Permanent Resident Card (I-90).

Upload a copy or image of any document that proves you resided in your U.S. citizen parent's physical and legal custody.

Upload a copy or image of legitimation documentation from the country or state in which you were legitimated. Legitimation can also be established according to the laws of your father's residence or your residence.

For more information regarding legitimation, see the [USCIS Policy Manual](http://www.uscis.gov/policymanual/HTML/PolicyManual-Volume12-PartH.html).

Upload a copy or image of the document that proves your U.S. citizen parent's status as a U.S. National.

If you were born outside the United States or its outlying possessions, you are born a U.S. citizen if your parents met the following conditions:

- Your U.S. citizen parent was physically present in the United States or one of its outlying possessions for a continuous period of one year prior to your birth; and
- Your other parent was a national, but not a U.S. citizen.

**Note:** If you have a U.S. citizen parent and a noncitizen parent who is an alien but not a national, your U.S. citizen parent must have met the physical presence requirements prior to your birth.

Upload a readable image of the legal document that formally changed your name or your U.S. citizen parent's name. This can be one of the following:

- Marriage certificate
  - Divorce decree
  - Adoption decree
  - Court document
-

If a required document is unavailable, you must provide a typed or printed explanation of the reasons that document is unavailable and submit secondary evidence to establish eligibility. Secondary evidence must overcome the unavailability of the required documents. USCIS may request an original typed or printed statement from the appropriate government or other legal authority to support your claim that the documents are unavailable.

The following types of secondary evidence may be submitted to establish eligibility:

- Baptismal certificate
- School record
- Census records
- Affidavits

Upload a copy or image of the certificate under the church seal where your baptism occurred showing your:

- Place of birth
- Date of birth
- Baptism date
- Parents' names
- Godparents' names (if known)

Upload a copy or image of an official letter from school authorities for the school attended showing your:

- Date of admission to the school
- Place of birth
- Date of birth or age that time
- The names of and residences of your birth parents (if shown in the school records)

Upload a copy or image of State or Federal census records showing your:

- Name
- Place of birth
- Date of birth or age

Upload a copy or image of your affidavits if other types of secondary evidence are not available.

An affidavit is a typed or printed statement sworn to by two people who have personal knowledge of the claimed event. Affidavits must overcome the unavailability of both required documents and secondary evidence. Examples of events you may submit an affidavit for include:

- Your place and date of birth
- Marriage
- Death

The people making these statements are not required to be U.S. citizens and may be relatives. Each affidavit must contain the following information about the person making the affidavit:

- Full legal name
  - Address
  - Place of birth
  - Date of birth
  - Relationship to you
  - Detailed information about the event to include how they came to know about its occurrence
-



Revised Instructional Text	Field Type

Only applicants who reside outside the United States must upload a recent color photograph of yourself that measures 2 inches by 2 inches, with your face measuring 1 inch to 1 3/8 inch from your chin to the top of your head. Your eyes should be between 1 1/8 inch and 1 3/8 inch from the bottom of the photo.

Upload

Make sure your whole face is visible, you are facing the camera directly, and the background is white or off-white. Your head must be bare, unless contrary to your religious beliefs. Also, include an image of the back of the photograph with your name and A-Number written in pen or pencil.

If you need help understanding the photo requirements or want to resize, rotate, or crop your photo, you can use to the Department of State's [photo composition tools](https://travel.state.gov/content/passports/en/passports/photos/photo-composition-template.html).

Upload

Upload

Upload

---

Upload

Upload

Upload

Upload

Upload

Upload

Upload

Upload

Upload

Upload

Upload

Upload

Upload

---

Upload

Upload

Upload

Upload

Upload



## Final Fee Rule - no edits

### N-600: EVIDENCE

**Step:** Indicates the form navigation element. In this case, these questions would appear i

**Section:** Indicates the form sub-navigation element. The following copy for questions is g appear.

**Evidence title:** Type of evidence being requested

**Instructional text:** Clarifying information about what type of evidence an applicant should the form's paper instructions.

Evidence types are separated by a double-line.

Field type is the universal upload pattern

**Light gray cells are pre-approved copy from prior forms**


Step	Section	Paper Form Question #	Question
Additional Information	Optional explanation	11	You may provide additional information for your request



n the **Evidence** step of the form.  
grouped by the section in which they should

d submit. Copy for evidence is created using

<b>Sub-Question</b>	<b>Field Type</b>	<b>Not Required</b>
Additional information	Textbox	



**Instructional Text**

**Help Text**

**Notes**

---

If you need to provide any additional information for any of your answers to the questions in this form, enter it into the space below. You should include the questions that you are referencing.

If you do not need to provide any additional information, you may leave this section blank.

## Final Fee Rule - edits made

### N-600: REVIEW AND SUBMIT

**Step:** Indicates the form navigation element. In this case, these questions would appear in

**Section:** Indicates the form sub-navigation element. The following copy for questions is gr

**Questions/Sub-Questions:** Based on the required certifications, statements, and signature

**Help text:** Text that appears below or next to an input field, partially hidden. Users can cli

**Instructional text:** Text that appears directly below a question and provides instructions f

**CTA:** copy for button

Question sets are separated by a double-line.

Conditional question logic is indicated in () before question.

Step	Section	Paper Form Question Question #
Review and Submit	Review your application	Check your application before you submit

Your fee

## Alerts and warnings

---

**Your application  
summary**

---

**Preparer Signature**

10.7A Preparer's statement

10.7B

10.7B

---

10 Preparer's certification and signature

---

10.8 Preparer's signature upload

---

**Interpreter  
signature**

**9 Interpreter's certification and signature**

---

9.7 Interpreter's signature upload

---

\_\_\_\_\_  
**Your signature**

\_\_\_\_\_  
8.1A Applicant's statement

\_\_\_\_\_  
8.2 Applicant's statement regarding the preparer

\_\_\_\_\_  
8.1B Applicant's statement regarding the interpreter

\_\_\_\_\_  
8 Applicant's certification and signature

\_\_\_\_\_

8.6 Your signature

8.6

---

**Pay and submit**

Pay for and submit your application





in the **Review and Submit** step of the form.  
Grouped by the section in which they should appear.  
Derives from the paper form.  
Click to expand. Provides additional contextual or clarifying information about a question.  
or completing this step/section of the form.

---

**Sub-Question**

---

---

I am **not** an attorney or accredited representative but have prepared this application on behalf of the applicant and with the applicant's consent

I am an attorney or accredited representative and my representation of the applicant in this case does not extend beyond the preparation of this application

I am an attorney or accredited representative and my representation of the applicant in this case extends beyond the preparation of this application

---

By my signature, I certify, under penalty of perjury, that I prepared this application at the request of the applicant. The applicant then reviewed this completed application and informed me that he or she understands all of the information contained in, and submitted with, his or her application, including the Applicant's Certification, and that all of this information is complete, true, and correct. I completed this application based only on information that the applicant provided to me or authorized me to obtain or use.

As the applicant's preparer, you must sign on paper and provide your signature page to the applicant. Follow these steps:

1. Download the Preparer Signature page
2. Print the Preparer Signature page
3. Read and sign the Preparer Signature page
4. Give the signed Preparer Signature page to the applicant

The applicant will need to scan and upload your completed signature page on the next screen.

---

---

I certify, under penalty of perjury, that: I am fluent in English and the language provided in the Getting Started section of this application, and I have read to this applicant in the identified language every question and instruction on this application and his or her answer to every question. The applicant informed me that he or she understands every instruction, question, and answer on the application, including the Applicant's Certification, and has verified the accuracy of every answer.

As the applicant's interpreter, you must sign on paper and provide your signature page to the applicant. Follow these steps:

1. Download the Interpreter Signature page
2. Print the Interpreter Signature page
3. Read and sign the Interpreter Signature page
4. Give the signed Interpreter Signature page to the applicant

The applicant will need to scan and upload your completed signature page on the next screen.

---

---

---

I can read and understand English, and have read and understand every question and instruction on this application, and my answer to every question.

---

At my request, the preparer named in the Getting Started section of this application, prepared this application for me based only upon information I provided or authorized.

---

The interpreter named in the Getting Started section of this application read to me every question and instruction on this application and my answer to every question in the language I specified in the Getting Started section, a language in which I am fluent and I understood everything.

---

Copies of any documents I have submitted are exact photocopies of unaltered, original documents, and I understand that USCIS may require that I submit original documents to USCIS at a later date. Furthermore, I authorize the release of any information from any of my records that USCIS may need to determine my eligibility for the immigration benefit that I seek.

I further authorize release of information contained in this application, in supporting documents, and in my USCIS records to other entities and persons where necessary for the administration and enforcement of U.S. immigration laws.

I understand that USCIS may require me to appear for an appointment to take my biometrics (fingerprints, photograph, and/or signature) and, at that time, if I am required to provide biometrics, I will be required to sign an oath reaffirming that:

- 1 I reviewed and provided or authorized all of the information in my application;
- 2 I understood all of the information contained in, and submitted with, my application; and
- 3 All of this information was complete, true, and correct at the time of filing.

I certify, under penalty of perjury, that I provided or authorized all of the information in my application, I understand all of the information contained in, and submitted with, my application, and that all of this information is complete, true, and correct.

---

I have read and agree to the applicant's statement

---

[Date of signature]

---

---

Field Type	Instructional Text	Revised Instructional Text
	<p>We will review your application to check for accuracy and completeness before you submit it.</p> <p>We encourage you to provide as many responses as you can throughout the application, to the best of your knowledge. Missing information can slow down the review process after you submit your application.</p> <p>You can return to this page to review your application as many times as you want before you submit it.</p>	<p>Refund Policy: USCIS does not refund fees, regardless of any action we take on your application, petition, or request. By continuing this transaction, you acknowledge that you must submit fees in the exact amount and that you are paying the fees for a government service.</p>
	<p>Refund Policy: USCIS does not refund fees, regardless of any action we take on your application, petition, or request. By continuing this transaction, you acknowledge that you must submit fees in the exact amount and that you are paying the fees for a government service.</p>	<p>Refund Policy: USCIS does not refund fees, regardless of any action we take on your application, petition or request, or how long USCIS takes to reach a decision. By continuing this transaction, you acknowledge that you must submit fees in the exact amount and that you are paying the fees for a government service.</p>

We will review your application to check for accuracy and completeness before you submit it.

We encourage you to provide as many responses as you can throughout the application, to the best of your knowledge. Missing information can slow down the review process after you submit your application.

You can return to this page to review your application as many times as you want before you submit it.

Refund Policy: USCIS does not refund fees, regardless of any action we take on your application, petition, or request. By continuing this transaction, you acknowledge that you must submit fees in the exact amount and that you are paying the fees for a government service.

Refund Policy: USCIS does not refund fees, regardless of any action we take on your application, petition or request, or how long USCIS takes to reach a decision. By continuing this transaction, you acknowledge that you must submit fees in the exact amount and that you are paying the fees for a government service.

You have one or more alerts and warnings based on the information you provided in your application.

A red alert means you have incomplete or incorrect responses to certain questions. You cannot submit your application with any alerts.

A yellow warning means you may be missing information or may need to follow-up with us about your responses. You can still submit your application, but some warnings may slow down the review process after you submit your application.

---

Here is a summary of all the information you provided in your application.

Make sure you have provided responses for everything that applies to you before you submit your application. You can edit your responses by going to each application section using the site navigation.

---

Radio

Your preparer must read the statements below and select the statement that applies to him or her.

If your preparer is an attorney or accredited representative whose representation extends beyond preparation of this application, he or she may be obliged to submit a completed Notice of Entry of Appearance as Attorney or Accredited Representative (G-28) with your application.



Radio

Radio

---

Checkbox Your preparer must read and agree to the certification below.

---

Upload Scan and upload your preparer's completed signature page below.

---

Checkbox Your interpreter must read and agree to the certification below.

---

Upload Scan and upload your interpreter's completed signature page below.

---

---

Checkbox    You must read and agree to the statement below.

---

Checkbox    You must read and agree to the statement below.

---

Checkbox    You must read and agree to the statement below.

---

You must read and agree to the certification below. If you knowingly and willfully falsify or conceal a material fact or submit a false document with your application, we can deny your application and may deny any other immigration benefit. You may also face criminal prosecution and penalties provided by the law.

---

Checkbox

You must provide your digital signature below by typing your full legal name. We may deny your application if you do not completely fill out this application or fail to submit required documents. We will record the date of your signature with your application.

---

The final step to submit your Application for Certificate of Citizenship (N-600) is to pay the required fee.

Your application fee is: \$1,170.00

Refund Policy: USCIS does not refund fees, regardless of any action we take on your application, petition, or request. By continuing this transaction, you acknowledge that you must submit fees in the exact amount and that you are paying the fees for a government service.

The final step to submit your Application for Certificate of Citizenship (N-600) is to pay the required fee.

Your application fee is: \$990.00

Refund Policy: **By continuing this transaction, you agree that you are paying for a government service and that the filing fee, biometric services fee and all related financial transactions are final and not refundable, regardless of any action USCIS takes on an application, petition or request, or how long USCIS takes to reach a decision. You must submit all fees in the exact amounts.**

If you have a form fee, we will send you to Pay.gov — our safe, secure payment website — to make your payment and submit your application online.


Here are the steps in the payment and submission process:

1. Provide your billing information on Pay.gov
2. Provide your credit card or U.S. bank account information
3. Submit your payment

When you have paid your fee, your application will be submitted.

Pay.gov will redirect you to an application confirmation screen. You can track the status of your application through your USCIS online account.

---



Help Text CTA

\_\_\_\_\_

\_\_\_\_\_

---

---

---

---

---

---

---

---

---

---



\_\_\_\_\_

\_\_\_\_\_

## Final Fee Rule - no edits

### N600 INTERACTIVE FORM COPY: WARNINGS, ALERTS,

Copy in gray boxes is approved copy from the N600 and should not be e

arning: Appears in yellow box; indicates potential eligibility issue or follow-up

Notice: Appears in blue box; indicates potential exemptions or other useful info

Number	Type	Logic
--------	------	-------

1	Yellow alert	If 2.15, Yes (Have you previously applied for a Certificate of Citizenship or a U.S. Passport?)
---	--------------	---

2	Red alert	If 2.13, Yes (Are you a member or veteran of any branch of the U.S. Armed Forces?)
---	-----------	--

3	Red alert	If A-Number is different than the A-Number of the applicant's profile, the following red alert is shown.
---	-----------	--

4	Red alert	If date of birth is different than the date of birth of the applicant's profile, the following red alert is shown.
---	-----------	--

- 5 Yellow alert      If the user leaves the height question blank.
- 6 Yellow alert      If the user leaves the gender radio button question blank.
- 7 Yellow alert      If the user leaves the marital status radio button question blank.

## NOTICES, AND ERRORS

### dated

step; user can submit application  
information: user can submit application

### Message

**h5.** You may not be eligible to file an Application for Certificate of Citizenship (N-600)

If you already filed an Application for Certificate of Citizenship and received a decision from USCIS, you should not file this application again. USCIS will reject any Application for Certificate of Citizenship you file and will not refund the filing fee. Review your decision notice for more information.

If USCIS already approved a previous Application for Certificate of Citizenship for you, you should not file this application again. If you are seeking to replace a lost or stolen certificate, you should submit the Application for Replacement Naturalization/Citizenship Document (N-565).

**h5.** You are not eligible to file an online Application for Certificate of Citizenship (N-600) at this time.

You served in the U.S. Armed Forces, but members of the U.S. Armed Forces cannot apply for a certificate of citizenship online yet.

You should submit the paper version of the [Application for Certificate of Citizenship \(N-600\)](#). There is no application fee for military applicants.

**h5.** This account has already been verified with a different A-Number

The A number in this account's profile is [xxxxxxxx].

If you need to apply for a benefit for someone else using the A-Number you entered, you should sign out of this account and create a new account for them at [myaccount.uscis.dhs.gov](http://myaccount.uscis.dhs.gov).

**h5.** This account has already been verified with a different date of birth

The date of birth in this account's profile is [MM/DD/YYYY].

If you need to apply for a benefit for someone else using the date of birth you entered, you should sign out of this account and create a new account for them at [myaccount.uscis.dhs.gov](http://myaccount.uscis.dhs.gov).

##### **h5. You should provide your height**

You can continue filling out your application and submit it. However, missing information can slow down the process after you submit your form.

##### **h5. You should provide your gender**

You can continue filling out your application and submit it. However, missing information can slow down the process after you submit your form.

##### **h5. You should provide your marital status**

You can continue filling out your application and submit it. However, missing information can slow down the process after you submit your form.