



U.S. Citizenship and
Immigration Services

I-539, Application To Extend/Change Nonimmigrant Status

United States Citizenship and
Immigration Services

I-539: Getting Started – Basis for eligibility

What is your current nonimmigrant status?

⚠ You can file your extension request online only for certain statuses.

Read [instructions for Form I-539](#) to see if you can use this online form for your nonimmigrant status.

If your nonimmigrant status does not appear on the current nonimmigrant status dropdown list, you must file a paper [Form I-539](#).

Were you granted Duration of Status (D/S)?

Notation on certain nonimmigrant Form I-94 indicating that the individual, such as an F-1 nonimmigrant student, is authorized to remain in the U.S. as long as he or she maintains a valid status.

- Yes
- No

When does your current nonimmigrant status expire?


Next

[← Back](#)

I-539: Getting Started – Reason for Request

← → ↻ 🔒 qa-my.uscis.dhs.gov/apply/application-to-extend-change-nonimmigrant-status/11849/reason-for-request 🔍 ☆ 🌐 👤

Official website of the Department of Homeland Security Sign Out

 U.S. Citizenship and Immigration Services

Application to Extend/Change Nonimmigrant Status (I-539) My Account 1 ▾ Resources ▾


applicant > dnm_app0@gmail.com > Dcfd0ee-c610-4ee0-8386-40b11bfe822c

Getting Started About You Moral Character Your Application Public Benefit Additional Information Evidence Review and Submit

Basis for eligibility **Reason for request** Prepare and Interpret Information

What are you applying for?

- An extension of stay in my current status
- Reinstatement to student status
- A change of status

 You can file an online request for certain statuses.

Read [Instructions for Form I-539](#) to see if you can use this online form for your nonimmigrant status.


If your nonimmigrant status does not appear on the change of status dropdown list, you must file a paper [Form I-539](#).

What date are you requesting your current or requested status be extended until?

MM/DD/YYYY

[Next](#)

[Back](#)



U.S. Citizenship and Immigration Services

I-539: Getting Started – Reason for Request (change of status)

What are you applying for?

- An extension of stay in my current status
- Reinstatement to student status
- A change of status

⚠ You can file an online request for certain statuses.

Read [instructions for Form I-539](#) to see if you can use this online form for your nonimmigrant status.

If your nonimmigrant status does not appear on the change of status dropdown list, you must file a paper [Form I-539](#).

What is the change of status you are requesting?

What is the effective date of change?

What date are you requesting your current or requested status be extended until?

Next

[Back](#)

I-539: Getting Started – Preparer and interpreter information

Is someone assisting you with completing this application?

- Yes
- No

Is a preparer assisting you with completing this application?

A preparer is anyone who completes or helps you complete all or part of your application using information and answers that you provide.

- Yes
- No

Is an interpreter assisting you with completing this application?

- Yes
- No

[Next](#)

[← Back](#)

I-539: Getting Started – Preparer information

← → ↻ qa-my.uscis.dhs.gov/apply/application-to-extend-change-nonimmigrant-status/11849/preparer-information

Official website of the Department of Homeland Security Sign Out

Application to Extend/Change Nonimmigrant Status (I-539)

U.S. Citizenship and Immigration Services My Account Resources

applicant > dm_ajp2@gmail.com > 2f024e45c1-4e01-4031-4031-4031

Getting Started About You Moral Character Your Application Public Benefits Additional Information Evidence Review and Submit

[Basis for eligibility](#) [Reason for request](#) [Preparer and interpreter information](#) **Preparer information** [Interpreter information](#)

What is your preparer's full name?

Given name (first name)

Family name (last name)

What is your preparer's business or organization name?

My preparer is not part of a business or organization.

What is your preparer's mailing address?

Country

Address line 1

Street number and name

Address line 2

Apartment, suite, unit, or floor

City or town State ZIP code

What is your preparer's contact information?

Daytime telephone number

Mobile telephone number

My preparer does not have a mobile telephone number.

Email address

My preparer does not have an email address.

[Next](#)

[Back](#)

U.S. Citizenship and Immigration Services

I-539: Getting Started – Interpreter information

qa-my.uscis.dhs.gov/apply/application-to-extend-change-nonimmigrant-status/11849/interpreter-information

Application to Extend/Change Nonimmigrant Status (I-539)

Getting Started | About You | How to Check Your Application | Public Benefits | Additional Information | Evidence | Review and Submit

Back for eligibility | Reason for request | **Prepare and interpreter information** | Prepare information | Interpreter information

What is your interpreter's full name?

Given name (first name) Family name (last name)

What is your interpreter's business or organization name?

My interpreter is not part of a business or organization.

What is your interpreter's mailing address?

Country

Address line 1

Street number and name

Address line 2

Apartment, suite, unit, or floor

City or town State ZIP code

What is your interpreter's contact information?

Daytime telephone number

Mobile telephone number

My interpreter does not have a mobile telephone number.

Email address

My interpreter does not have an email address.

What language is your interpreter using to interpret this application for you?

[Next](#)

[Back](#)

U.S. Citizenship and Immigration Services

I-539: About You – Your name



Application to
Extend/Change
Nonimmigrant Status
(I-539)

[My Account](#) 1 [Resources](#)

applicant > [dnm_app2@gmail.com](#) > [0c9f04ee-c85c-4ee3-8591-40b11bf9822c](#)

- [Getting Started](#)
- [About You](#)**
- [Moral Character](#)
- [Your Application](#)
- [Public Benefit](#)
- [Additional Information](#)
- [Evidence](#)
- [Review and Submit](#)

- [Your name](#)**
- [Your contact information](#)
- [Additional information](#)
- [Your immigration information](#)

What is your current legal name?

Your current legal name is the name on your birth certificate, unless it changed after birth by a legal action such as marriage or court order. Do not provide any nicknames here.

Given name (first name)	Middle name (if applicable)
<input type="text"/>	<input type="text"/>
Family name (last name)	
<input type="text"/>	

[Next](#)


[Back](#)



I-539: About You – Your contact information

← → ↻ qa-my.uscis.dhs.gov/apply/application-to-extend-change-nonimmigrant-status/11849/your-contact-information

Office website of the Department of Homeland Security [Sign Out](#)

 Application to Extend/Change Nonimmigrant Status (I-539) [My Account](#) [Resources](#)

[Application ID: dnm_app2@gmail.com](#) | [Influencer/Case Officer: MRS. CELIA M. KELLY](#)

[Getting Started](#) [About You](#) [Visual Checklist](#) [Your Application](#) [Public Events](#) [Additional Information](#) [Evidence](#) [Review and Submit](#)

[Your name](#) [Your contact information](#) [Additional information](#) [Your immigration information](#)

What is your current mailing address?
We will use your current mailing address to contact you throughout the application process. We may not be able to contact you if you do not provide a complete and valid address. Please provide a U.S. address only.

In care of name (if any)

Address line 1

Street number and name

Address line 2

Apartment, suite, unit, or floor

City or town **State** **ZIP code**

Where do you live now?
 I live at my current mailing address.

Address line 1

Street number and name

Address line 2

Apartment, suite, unit, or floor

City or town **State** **ZIP code**

What is your physical address abroad?

Country

Address line 1

Street number and name

Address line 2

Apartment, suite, unit, or floor

City or town

Province **Postal code**

How can we contact you?

Mobile telephone number

Daytime telephone number
 This is the same as my mobile telephone number.

Email address

[Back](#)



I-539: About You – Additional information

Official website of the Department of Homeland Security Sign Out

U.S. Citizenship and Immigration Services Application to Extend/Change Nonimmigrant Status (I-539) My Account ▾ Resources ▾

Getting Started **About You** Moral Character Your Application Public Benefits Additional Information Evidence Review and Submit

Your name Your contact information **Additional information** Your immigration information

What is your A-Number?

A-

What is your USCIS Online Account Number?

Providing your unique USCIS Online Account Number (OAN) helps us manage your account. You may already have an OAN if you previously filed certain paper forms and received an Account Access Notice in the mail. You can find the OAN at the top of the notice; it is not the same as an A-Number.

I do not have a USCIS Online Account Number.

What is your date of birth?

MM/DD/YYYY

What is your U.S. Social Security number?

I do not have a U.S. Social Security number.

What is your current passport number?

What country issued your passport?

What date does your passport expire?

MM/DD/YYYY

Next

[← Back](#)

I-539: About You – Additional information

Official website of the Department of Homeland Security Sign Out

U.S. Citizenship and Immigration Services Application to Extend/Change Nonimmigrant Status (I-539) My Account Resources

Getting Started **About You** Moral Character Your Application Public Benefits Additional Information Evidence Review and Submit

Your name Your contact information **Additional Information** Your investigation information

What is your A-Number?

A-

What is your USCIS Online Account Number?

Providing your unique USCIS Online Account Number (OAN) helps us manage your account. You may already have an OAN if you previously filed certain cases. Items and received an Account Access Notice in the mail. You can find your OAN on the back of the notice; it is not the same as an A-Number. Certain paper forms: I-90, I-130, I-485, I-821, I-821D, N-336, N-400, N-550, N-560, N-600K.

I do not have a USCIS Online Account Number.

What is your date of birth?

MM/DD/YYYY

What is your U.S. Social Security number?

I do not have a U.S. Social Security number.

What is your current passport number?

What country issued your passport?

What date does your passport expire?

MM/DD/YYYY

[Next](#)

[Back](#)

I-539: About You – Your immigration information

← → ↻ qa-my.uscis.dhs.gov/apply/application-to-extend-change-nonimmigrant-status/11849/your-immigration-information 🔍 ☆

Official website of the Department of Homeland Security Sign Out

U.S. Citizenship and Immigration Services **Application to Extend/Change Nonimmigrant Status (I-539)** My Account ¹ Resources ▾

applicant > dhm_4032@gmail.com > office14614469-6591-40321046212

[Getting Started](#) [About You](#) [Moral Character](#) [Your Application](#) [Public Benefits](#) [Additional Information](#) [Evidence](#) [Review and Submit](#)

Your name Your contact information Additional information **Your immigration information**

What is your country of birth?

What is your country of citizenship or nationality?

Provide the name of the country as it currently exists, where you are currently a citizen or national. If the country no longer exists, use the current name of the country.

If you are a citizen or national of more than one country, provide the name of the foreign country that issued your last passport.

If you are stateless, enter the name of the current country where you were last a citizen or national.

Provide information about your most recent entry into the United States.

This information may be found on your Nonimmigrant Arrival/Departure Record (I-94) issued by U.S. Customs and Border Protection (CBP) or USCIS upon arrival to the United States. If you were admitted to the United States by CBP at an airport or seaport after April 30, 2013, you may have been issued an electronic I-94 by CBP. Instead of a paper form, visit the [CBP website](#) to obtain a copy of your I-94. If you are unable to obtain a copy of your I-94 from CBP, go to the [USCIS I-102](#) page to find additional I-94 Replacement information.

What was the date of your last arrival to the United States?

What is your I-94 Arrival-Departure Record Number?

Form I-94 or Form I-94A record numbers are 11 characters long and, if issued on or before May 12, 2015, are only digits. If issued on or after May 13, 2015, the format is nine digits, followed by a letter in the tenth position, and a digit in the last position.

What is the passport number listed on your I-94?


What is your travel document number?

What country issued your passport or travel document?

What is the expiration date for your passport or travel document?

Next

[← Back](#)


U.S. Citizenship and Immigration Services

I-539: Moral Character – Party or group affiliations

← → 📄 qa-my.uscis.dhs.gov/apply/application-to-extend-change-nonimmigrant-status/11849/party-or-group-affiliations 🔍 ☆ 🌐

U.S. Citizenship and Immigration Services Application to Extend Change Nonimmigrant Status (I-539) My Account Resources

Application ID: **dm_10212941** | I-539: **11849-11849-0101010101**

Getting Started About You **Moral Character** Your Application Public Benefit Additional Information Evidence Review and Submit

Party or group affiliations immigration proceedings

Have you, or any other individual included on this application, EVER ordered, incited, called for, committed, assisted, helped with, or otherwise participated in acts involving torture or genocide?

Yes

No

Have you, or any other individual included on this application, EVER ordered, incited, called for, committed, assisted, helped with, or otherwise participated in killing any person?

Yes

No

Have you, or any other individual included on this application, EVER ordered, incited, called for, committed, assisted, helped with, or otherwise participated in intentionally and severely injuring any person?

Yes

No

Have you, or any other individual included on this application, EVER ordered, incited, called for, committed, assisted, helped with, or otherwise participated in engaging in any kind of sexual contact or relations with any person who did not consent or was unable to consent, or was being forced or threatened?

Yes

No

Have you, or any other individual included on this application, EVER ordered, incited, called for, committed, assisted, helped with, or otherwise participated in limiting or denying any person's ability to exercise religious beliefs?

Yes

No

[Next](#)

[Back](#)

I-539: Moral Character – Party or group affiliations continued

Have you, or any individual included on the application, EVER served in, been a member of, assisted, or participated in any military unit, paramilitary unit, police unit, self-defense unit, vigilante unit, rebel group, guerrilla group, militia, insurgent organization, or any other armed group?

- Yes
- No

Have you, or any individual included in this application, EVER worked, volunteered, or otherwise served in any prison, jail, prison camp, detention facility, labor camp, or any other situation that involved detaining persons?

- Yes
- No

Have you, or any other individual included in this application, EVER been a member of, assisted in, or participated in any group, unit, or organization of any kind in which you or other persons used any type of weapon against any person or threatened to do so?

- Yes
- No

Have you, or any individual included in this application, EVER assisted or participated in selling, providing, or transporting weapons to any person who to your knowledge, used them against another person?

- Yes
- No

Have you, or any individual included in this application EVER received any type of military, paramilitary, or weapons training?

- Yes
- No

[Next](#)

[Back](#)

I-539: Moral Character – Immigration Proceedings



Application to
Extend/Change
Nonimmigrant Status
(I-539)

My Account 1 Resources ▾

applicant > dnm_app2@gmail.com > 0c7f04e-c61c-4ee3-8391-40b115fe822c

- Getting Started
- About You
- Moral Character**
- Your Application
- Public Benefit
- Additional Information
- Evidence
- Review and Submit

- Party or group affiliations
- Immigration proceedings**

Have you, or any individual included in this application, done anything that violated the terms of the nonimmigrant status you now hold?

- Yes
- No

Are you, or any other individual included in this application, now in removal proceedings?

- Yes
- No

Next


[← Back](#)



I-539: Your Application – Information about request

← → ↻ qa-my.uscis.dhs.gov/apply/application-to-extend-change-nonimmigrant-status/11849/information-about-request 🔍 ☆ 🌐 👤

Official website of the Department of Homeland Security Sign Out

 U.S. Citizenship and Immigration Services Application to Extend/Change Nonimmigrant Status (I-539) My Account 1 ▾ Resources ▾

applicant > dnm_app2@gmail.com > 0c0f04ee-ca10-4ee3-8591-40b11bf822c

Getting Started About You More Character **Your Application** Public Benefit Additional Information Evidence Review and Submit

Information about request **Additional information about request** Additional applicants

Is this application based on an extension or change of status already granted to your spouse, child, or parent?

- Yes
- No

Is this application based on a separate petition or application to give your spouse, child, or parent an extension or change of status?

- Yes, filed with this I-539
- Yes, filed previously and pending with USCIS
- No

[Next](#)

[Back](#)

I-539: Your Application – Information about request expanded

← → qa-my.uscis.dhs.gov/apply/application-to-extend-change-nonimmigrant-status/11849/information-about-request

U.S. Citizenship and Immigration Services | Application to Extend/Change Nonimmigrant Status | My Account | Resources

Application to Extend/Change Nonimmigrant Status (I-539)

Getting Started | About You | Personal Character | Your Application | Public Benefits | Additional Information | Evidence | Review and Submit

Information about request | Additional information about request | Additional applicants

Is this application based on an extension or change of status already granted to your spouse, child, or parent?

Yes
 No

Provide the USCIS receipt number for the extension or change already granted to your spouse, child, or parent.

The USCIS receipt number is a unique 13-character identifier that consists of three capital letters followed by 10 numbers. For example, ABC1234567890. You can find it on notices of action USCIS has sent your spouse, child, or parent.

Is this application based on a separate petition or application to give your spouse, child, or parent an extension or change of status?

Yes, filed with this I-539
 Yes, filed previously and pending with USCIS
 No

Provide the USCIS receipt number for the pending case.

The USCIS receipt number is a unique 13-character identifier that consists of three capital letters followed by 10 numbers. For example, ABC1234567890. You can find it on notices of action USCIS has sent your spouse, child, or parent.

What is the name of the petitioner or applicant for the pending application?

Given name (first name)	Family name (last name)
<input type="text"/>	<input type="text"/>

What date was the petition or application filed?

[Next](#)
[Back](#)



I-539: Your Application – Additional information about request

← → qa-my.uscis.dhs.gov/apply/application-to-extend-change-nonimmigrant-status/11844/additional-information-about-r...
Official website of the Department of Homeland Security
U.S. Citizenship and Immigration Services
Application to Extend/Change Nonimmigrant Status (I-539)
My Account Resources
Getting Started About You Your Application Public Benefits Additional Information Evidence Review and Submit
Additional information about request Additional applications

Are you, or any other individual included on the application, an applicant for an immigrant visa?

- Yes
- No

Has an immigrant petition EVER been filed for you or for any other individual included in this application?

- Yes
- No

Has an Application to Register Permanent Resident or Adjust Status (I-485), EVER been filed by you or by any other individual included in this application?

- Yes
- No

Have you, or any other individual included in this application, EVER been arrested or convicted of any criminal offense since last entering the United States?

- Yes
- No

Have you, or any other individual included in this application, been employed in the United States since last admitted or granted an extension or change of status?

- Yes
- No

Are you, or any other individual included on the application, currently or have you ever been a J-1 exchange visitor or a J-2 dependent of a J-1 exchange visitor?

- Yes
- No


Next

Back

I-539: Your Application – Additional applicants (without hard stop)

← → ↻ qa-my.uscis.dhs.gov/apply/application-to-extend-change-nonimmigrant-status/11844/additional-applicants 🔍 ☆ 🌐 👤

Official website of the Department of Homeland Security Sign Out

 U.S. Citizenship and Immigration Services

Application to Extend/Change Nonimmigrant Status (I-539) My Account 1 Resources

applicant > dnm_app2@gmail.com > 0c9f04ee-c61c-4ee9-8591-40b11bf6822c

Getting Started About You Moral Character **Your Application** Public Benefit Additional Information Evidence Review and Submit

Information about request Additional information about request **Additional applicants**


Are you the only applicant applying with this form?

Yes

No

[Next](#)

[Back](#)


U.S. Citizenship and Immigration Services

I-539: Your Application – Additional applicants (with hard stop)



Application to
Extend/Change
Nonimmigrant Status
(I-539)

My Account 1 Resources

applicant > dhm_app2@gmail.com > 0cR04ee-c61c-4ee3-8591-40b11b1e822c

Getting Started About You Moral Character **Your Application** Public Benefit Additional Information Evidence Review and Submit

Information about request Additional information about request **Additional applicants**

Are you the only applicant applying with this form?

- Yes
- No

! You can file Form I-539 online only for yourself and no other applicants at this time.

You can complete the online version of Form I-539 if you are requesting an extension for only yourself. If you want to include co-applicants, you must file the paper [Form I-539](#).

[Next](#)

[Back](#)




U.S. Citizenship and Immigration Services

I-539: Public Benefit – Public benefits information

← → ↻ qa-my.uscis.dhs.gov/apply/application-to-extend-change-nonimmigrant-status/11844/public-benefits-information 🔍 ☆ 🌐 👤

Official website of the Department of Homeland Security Sign Out

 U.S. Citizenship and Immigration Services Application to Extend/Change Nonimmigrant Status (I-539) My Account 1 Resources ▾

applicant > dnm_app2@gmail.com > 0cf04ee-c61c-4ee3-8581-40b116f822c

Getting Started About You Moral Character Your Application **Public Benefit** Additional Information Evidence Review and Submit

Public benefits information Public benefits additional information

Since obtaining the nonimmigrant status that you seek to extend or from which you seek to change, have you received, or are you currently certified to receive, any public benefits? (See below)

1. Any Federal, state, local, or tribal cash assistance for income maintenance including:
 - a. Supplemental Security Income (SSI);
 - b. Temporary Assistance for Needy Families (TANF); or
 - c. Federal, state, or local cash benefit programs for income maintenance (often called "General Assistance" in the state context, but which may exist under other names);
2. Supplemental Nutrition Assistance Program (SNAP, formerly called "Food Stamps");
3. Section 8 Housing Assistance under the Housing Choice Voucher Program;
4. Section 8 Project-Based Rental Assistance (including Moderate Rehabilitation);
5. Public Housing under the Housing Act of 1937, 42 U.S.C. 1437 et seq.; and
6. Federally-funded Medicaid.

- Yes, I have received or I am currently certified to receive public benefits.
- No, I have not received any of the public benefits listed above.
- No, I am not certified to receive any of the public benefits listed above.

[Next](#)

[Back](#)

I-539: Public Benefit – Public benefits information continued

Select all of the public benefits which you received or are currently certified to receive:

- Any Federal, State, local or tribal cash assistance for income maintenance
- General Assistance (GA)
- Federally-funded Medicaid
- Section 8 Housing Assistance under the Housing Choice Voucher Program
- Section 8 Project-Based Rental Assistance (including Moderate Rehabilitation)
- Supplemental Nutrition Assistance Program (SNAP, formerly called "Food Stamps")
- Supplemental Security Income (SSI)
- Public Housing under the Housing Act of 1937, 42 U.S.C. 1437 et seq.
- Temporary Assistance for Needy Families (TANF)

[Next](#)

[Back](#)

I-539: Public Benefit – Public benefits history



Application to
Extend/Change
Nonimmigrant Status
(I-539)

My Account 1 ▾

Resources ▾

applicant > dnm_app1@gmail.com > 0cff04ee-c81c-4ee3-8591-40b11bf822c

- Getting Started
- About You
- Moral Character
- Your Application
- Public Benefit**
- Additional Information
- Evidence
- Review and Submit

- Public benefits information
- Public benefits history**
- Public benefits additional information

Your public benefits

List all of the public benefits which you received or are set to receive below.

[+ Add](#)

[Next](#)

[← Back](#)




I-539: Public Benefit – Public benefits history (expanded)

← → ↻ qa-my.uscis.dhs.gov/apply/application-to-extend-change-nonimmigrant-status/11851/public-benefits-history 🔍 ☆ 🌐 🗄️

Apps 📅 Calendar: January 2... 🔄 ANDI 📄 https://git.uscis.dhs... 🌐 https://dhsuscispro... 📄 Form I-485

Official website of the Department of Homeland Security Sign Out

 U.S. Citizenship and Immigration Services Application to Extend/Change Nonimmigrant Status (I-539) My Account 1 Resources ▾

applicant > Ph_Test153@gmail.com > 1c1a72e6-6d12-4236-8b47-47b1b80c9e4d

Getting Started About You Moral Character Your Application **Public Benefit** Additional Information Evidence Review and Submit

Public benefits information **Public benefits history** Public benefits additional information

Your public benefits

List all of the public benefits which you received or are set to receive below.

- [Add Public Benefit History Information](#)

What type of public benefit have you received?

This dropdown list is based on the public benefits you indicated you are currently receiving or certified to receive. Select from the public benefits listed in the dropdown menu to provide the additional information about that public benefit.


What Agency granted you the benefit?

What date did you start receiving the benefit?

Date You Started Receiving the Benefit or if Certified, Date You Will Start Receiving the Benefit or Date Your Coverage Starts

What date did the benefit or coverage end or what is the date it expires?

Save Entry Cancel


U.S. Citizenship and Immigration Services

I-539: Public Benefit – Public benefits history (table entry added)



Application to
Extend/Change
Nonimmigrant Status
(I-539)

My Account 1 ▾ Resources ▾

applicant > fh_test153@gmail.com > 1c1a72e6-6d12-423d-8be7-67b1b80c9e5d

- Getting Started
- About You
- Moral Character
- Your Application
- Public Benefit**
- Additional Information
- Evidence
- Review and Submit

- Public benefits information
- Public benefits history**
- Public benefits additional information

Your public benefits

List all of the public benefits which you received or are set to receive below.

[+ Add another](#)

Your public benefits

Any Federal, State, local or tribal cash...	✎ Edit
01/01/2019 - 01/01/2020	🗑 Delete

[Next](#)

[← Back](#)



I-539: Public Benefit – Public benefits additional information

← → ↻ qa-my.uscis.dhs.gov/apply/application-to-extend-change-nonimmigrant-status/11844/public-benefits-additional-infor... ☆ ⓘ

Office website of the Department of Homeland Security Sign Out

USA Citizenship and Immigration Services Application to Extend/Change Nonimmigrant Status (I-539) My Account Resources

applicant: dm_4422@gmail.com | Office: scs444491-00117422

Getting Started About You Your Character Your Application **Public Benefits** Additional Information Evidence Review and Submit

Public benefits information **Public benefits additional information** Public benefits history

Have you received, applied for, or have been certified to receive federally-funded Medicaid in connection with any of the following? (select all that apply)

- An emergency medical condition.
- For a service under the Individuals with Disabilities Education Act (IDEA).
- Other school-based benefits or services available up to the oldest age eligible for secondary education under state law.
- While you were under the of age 21.
- While you were pregnant or during the 60-day period following the last day of pregnancy.
- None of the above statements apply to me.

Provide the applicable start and end dates for federally-funded Medicaid.

From To

Do any of the following apply to you?

- I am enlisted in the Armed Forces, or am serving in active duty or in the Ready Reserve Component of the U.S. Armed Forces.
- I am the spouse or the child of an individual who is enlisted in the Armed Forces, or who is serving in active duty or in the Ready Reserve Component of the U.S. Armed Forces.
- At the time I received the public benefits, I (or my spouse or parent) was enlisted in the Armed Forces, or was serving in active duty or in the Ready Reserve Component of the U.S. Armed Forces.
- At the time I received the public benefits, I was present in the United States in a status exempt from the public charge ground of inadmissibility.
- At the time I received the public benefits, I was present in the United States after being granted a waiver off the public charge ground of inadmissibility.
- I am a child currently residing abroad who entered the United States with a nonimmigrant visa to attend an N-800K, Application for Citizenship and Issuance of Certificate Under INA Section 322 interview.
- None of the above statements apply to me.

⚠ There is evidence that you should upload for public benefits

[Go to the Evidence section.](#)


[Next](#)

[Back](#)

I-539: Additional information – Optional explanation

← → ↻ qa-my.uscis.dhs.gov/apply/application-to-extend-change-nonimmigrant-status/11844/optional-explanation 🔍 ☆

Official website of the Department of Homeland Security [Sign Out](#)

 Application to
Extend/Change
Nonimmigrant Status
(I-539) [My Account](#) [Resources](#)

applicant > [dnm_app2@gmail.com](#) > [0c9f04ee-cac1c-4ee5-8591-40b11bf822c](#)

[Getting Started](#) [About You](#) [Moral Character](#) [Your Application](#) [Public Benefit](#) **[Additional Information](#)** [Evidence](#) [Review and Submit](#)

Optional explanation

You may provide additional information for your application


If you need to provide any additional information for any of your answers to the questions in this form, enter it into the space below. You should include the questions that you are referencing.

If you do not need to provide any additional information, you may leave this section blank.

Additional information

[Next](#)

[Back](#)


U.S. Citizenship and Immigration Services

I-539: Evidence – Required Evidence

← → ↻ qa-my.uscis.dhs.gov/apply/application-to-extend-change-nonimmigrant-status/11844/required-evidence

U.S. Department of Homeland Security

Application to
Extend/Change
Nonimmigrant Status
(I-539)

My Account Resources

Application: [my_applicant](#) | [I-539](#) | [View account details \(I-539\)](#)

[Getting Started](#) | [About Us](#) | [How to Apply](#) | [Your Application](#) | [Public Benefits](#) | [Additional Information](#) | **Evidence** | [Review and Submit](#)

[Required Evidence](#) | [Additional Evidence](#)

Your Nonimmigrant Arrival/Departure Record (I-94)

Upload an image or copy of both sides of your nonimmigrant Arrival/Departure Record (I-94).

If you were admitted to the United States by U.S. Customs and Border Protection (CBP) at an airport or seaport after April 8, 2013, your I-94 may have been issued an electronic I-94 by CBP. Instead of a paper form, visit the [CBP website](#) to obtain a copy of your I-94.

If you are unable to obtain a copy of your I-94 from CBP, go to the [USCB I-94](#) page to find additional I-94 Replacement information.

Drag files here or [upload a file](#)
Maximum size: 10MB per file
Accepted formats: .JPG, .PNG, or .PDF
No encrypted or password-protected files.

Attaching your files
Use a scanner or take pictures of each document. Make sure each image you attach is clear and that all text is readable.

Translations
If your documents are in a foreign language, upload an English translation along with the original.

Evidence if you received any public benefits

Upload evidence in the form of a letter, notice, certification, or other agency documents that contain the following:

1. Your name;
2. Name and correct information for the public benefit granting agency;
3. Type of benefit;
4. Date you started receiving the benefit or if started, date you will start receiving the benefit; and
5. Date benefit coverage ended or expires (mm/dd/yyyy) if applicable.

Drag files here or [upload a file](#)
Maximum size: 10MB per file
Accepted formats: .JPG, .PNG, or .PDF
No encrypted or password-protected files.

Attaching your files
Use a scanner or take pictures of each document. Make sure each image you attach is clear and that all text is readable.

Translations
If your documents are in a foreign language, upload an English translation along with the original.

Evidence of public benefit disenrollment request

Upload evidence of your request to disenroll if the public benefit granting agency has not processed your request (if applicable).

Drag files here or [upload a file](#)
Maximum size: 10MB per file
Accepted formats: .JPG, .PNG, or .PDF
No encrypted or password-protected files.

Attaching your files
Use a scanner or take pictures of each document. Make sure each image you attach is clear and that all text is readable.

Translations
If your documents are in a foreign language, upload an English translation along with the original.

[Next](#)


[Back](#)

I-539: Evidence – Additional Evidence


Required evidence Additional evidence


Additional evidence you want to provide

You can provide additional documents that support your application and help explain any of your responses on the application. If you want to provide additional evidence now, upload any documents below.



Drag files here or [choose a file](#)
Maximum size: 6MB per file
Accepted formats: JPG, JPEG, or PDF
No encrypted or password-protected files

 **Attaching your files**
Use a scanner or take pictures of each document. Make sure each image you attach is clear and that all text is readable.

 **Translations**
If your documents are in a foreign language, upload an English translation along with the original.



[Next](#)

[← Back](#)

I-539: Review and Submit – Review your application (with hard stop)

← → ↻ qa-my.uscis.dhs.gov/apply/application-to-extend-change-nonimmigrant-status/11849/review-your-application 🔍 ☆ 🌐

Official website of the Department of Homeland Security Sign Out

 Application to Extend/Change Nonimmigrant Status (I-539) My Account  Resources 

applicant > dm_4392@gmail.com > 00f0eeacac4e4885010016f622c

Getting Started About You Moral Character Your Application Public Benefits Additional Information Evidence **Review and Submit**

Review


Check your application before you submit

We will review your application to check for accuracy and completeness before you submit it.

We encourage you to provide as many responses as you can throughout the application, to the best of your knowledge. Missing information can slow down the review process after you submit your application.

You can return to this page to review your application as many times as you want before you submit it.

Your fee

 Your form filing fee is: **\$455.00**


Refund Policy: USCIS does not refund fees, regardless of any action we take on your application, petition, or request. By continuing this transaction, you acknowledge that you must submit fees in the exact amount and that you are paying the fees for a government service.

Alerts and warnings

You have one or more alerts and warnings based on the information you provided in your application.


A red alert means you have incomplete or incorrect responses to certain questions. You cannot submit your application with any alerts.

A yellow warning means you may be missing information or may need to follow-up with us about your responses. You can still submit your application, but some warnings may slow down the review process after you submit your application.

 There are errors in the About You: Your name section

- What is your legal name? : Family name (last name)

[Edit my responses](#)


 There are new questions in the form

On February 24, 2020, the Public Benefits section was added to the I-539. If you started your I-539 before February 24, 2020, you may not have seen this section. You should fill out the Public Benefits section before submitting your form.

[Go to Public Benefits section](#)

[Next](#)

[← Back](#)



U.S. Citizenship and Immigration Services

I-539: Review and Submit – Review your application (without hard stop)


Check your application before you submit

We will review your application to check for accuracy and completeness before you submit it.

We encourage you to provide as many responses as you can throughout the application, to the best of your knowledge. Missing information can slow down the review process after you submit your application.

You can return to this page to review your application as many times as you want before you submit it.


Your fee

 Your form filing fee is: **\$390.00**

Refund Policy: USCIS does not refund fees, regardless of any action we take on your application, petition or request, or how long USCIS takes to reach a decision. By continuing this transaction, you acknowledge that you must submit fees in the exact amount and that you are paying the fees for a government service.

Alerts and warnings

A green alert means you have completed all required fields and responses.

 We found no alerts or warnings in your application

[Next](#)

[← Back](#)

I-539: Review and Submit –Summary

← → ↻ qa-my.uscis.dhs.gov/apply/application-to-extend-change-nonimmigrant-status/11849/your-application-summary

Office website of the Department of Homeland Security Sign Out

U.S. Citizenship and Immigration Services **Application to Extend/Change Nonimmigrant Status (I-539)** My Account Resources

applicant: dm_ajp@gmail.com | office-id: 64649436-633379422

Getting Started About You Home Character Your Application Public Benefit Additional Information Evidence **Review and Submit**

Review Summary Preparer Signature Interpreter Signature Your Signature

Review the I-539 form information Print

Here is a summary of all the information you provided in your application.

Make sure you have provided responses for everything that applies to you before you submit this application. You can edit your responses by going to each application section using the site navigation.

We also prepared a draft case snapshot with your responses, which you can download below.

[View draft case snapshot](#)

Getting Started	
Basis for eligibility	
What is your current nonimmigrant status?	F1
Were you granted Duration of Status (D/S)?	-
When does your current nonimmigrant status expire?	-
Reason for request	
What are you applying for?	Reinstatement to student status
What is the change of status you are requesting?	-
What is the effective date of change?	-
What date are you requesting your current or requested status be extended until?	12/31/2022
Preparer and interpreter information	
Is someone assisting you with completing this application?	Yes
Is a preparer assisting you with completing this application?	Yes
Is an interpreter assisting you with completing this application?	Yes
Preparer information	
What is your preparer's full name?	-
What is your preparer's business or organization name?	-
What is your preparer's mailing address?	-
What is your preparer's contact information?	-
Mobile telephone number	-
Email address	-
Interpreter information	
What is your interpreter's full name?	-
What is your interpreter's business or organization name?	-
What is your interpreter's mailing address?	-
What is your interpreter's contact information?	-
Mobile telephone number	-
Email address	-
What language is your interpreter using to interpret this application for you?	-

I-539: Review and Submit – Preparer Signature

← → ↻ qa-my.uscis.dhs.gov/apply/application-to-extend-change-nonimmigrant-status/11849/preparer-signature

Office website of the Department of Homeland Security sign out

Application to Extend Change Nonimmigrant Status (I-539)

My Account Resources

applicant | dm_101229741.com | 800.368.4444/401-411314622

Getting Started About You More Character Your Application Public Benefits Additional Information Evidence **Review and Submit**

Review Summary **Preparer Signature** Interpreter Signature Your Signature

Preparer's statement


Your preparer must read the statements below and select the statement that applies to him or her.

If your preparer is an attorney or accredited representative whose representation extends beyond preparation of this application, he or she may be obliged to submit a completed Notice of Entry of Appearance as Attorney or Accredited Representative (EO-28) with your application.

- I am **not** an attorney or accredited representative but have prepared this application on behalf of the applicant and with the applicant's consent.
- I am an attorney or accredited representative and my representation of the applicant in this case does not extend beyond the preparation of this application.
- I am an attorney or accredited representative and my representation of the applicant in this case extends beyond the preparation of this application.





Preparer's certification

Your preparer must read and agree to the certification below.



By my signature, I certify, under penalty of perjury, that I prepared this application at the request of the applicant. The applicant then reviewed this completed application and informed me that he or she understands all of the information contained in, and submitted with, his or her application, including the applicant's Declaration and Certification, and that all of this information is complete, true, and correct. I completed this application based only on information that the applicant provided to me or authorized me to obtain or use.

As the applicant's preparer, you must sign on paper and provide your signature page to the applicant. Follow these steps:

-  [1. Download the Preparer Signature case](#)
-  2. Print the Preparer Signature page
-  3. Read and sign the Preparer Signature page
-  4. Give the signed Preparer Signature page to the applicant

The applicant will need to scan and upload your completed signature page on the next screen.


[Next](#)

[Back](#)

I-539: Review and Submit – Preparer Signature Upload

← → ↻ qa-my.uscis.dhs.gov/apply/application-to-extend-change-nonimmigrant-status/11849/preparer-signature-upload 🔍 ☆ 🌐 👤

Official website of the Department of Homeland Security Sign Out

 U.S. Citizenship and Immigration Services

Application to Extend/Change Nonimmigrant Status (I-539)

My Account 1 ▾ Resources ▾


applicant > dnm_app2@gmail.com > 0cf04ee-c61c-4ee0-8581-40b11bf822c

Getting Started About You Moral Character Your Application Public Benefit Additional Information Evidence **Review and Submit**

Review Summary **Preparer signature** Interpreter signature Your Signature

Preparer's signature upload


Scan and upload your preparer's completed signature page below.



Drag files here or [choose a file](#)
Maximum size: 6MB per file
Accepted formats: JPG, JPEG, or PDF
No encrypted or password-protected files

[Next](#)

[← Back](#)




U.S. Citizenship and Immigration Services

I-539: Review and Submit – Interpreter Signature

Interpreter's certification and signature





Your interpreter must read and agree to the certification below.



I certify, under penalty of perjury, that: I am fluent in English and the language provided in the Getting Started section of this application, and I have read to this applicant in the identified language every question and instruction on this application and his or her answer to every question. The applicant informed me that he or she understands every instruction, question, and answer on the application, including the Applicant's Declaration and Certification, and has verified the accuracy of every answer.

.....

As the applicant's interpreter, you must sign on paper and provide your signature page to the applicant. Follow these steps:

-  [1. Download the Interpreter Signature page](#)
-  2. Print the Interpreter Signature page
-  3. Read and sign the Interpreter Signature page
-  4. Give the signed Interpreter Signature page to the applicant

.....

The applicant will need to scan and upload your completed signature page on the next screen.


Next

[← Back](#)

I-539: Review and Submit – Preparer Signature Upload

← → ↻ qa-my.uscis.dhs.gov/apply/application-to-extend-change-nonimmigrant-status/11849/interpreter-signature-upload 🔍 ☆ 🌐 👤

Official website of the Department of Homeland Security Sign Out

 U.S. Citizenship and Immigration Services Application to Extend/Change Nonimmigrant Status (I-539) My Account 1 ▾ Resources ▾


applicant > dnm_app2@gmail.com > 0cR04ee-c81c-4ee9-8591-40b11bf822c

Getting Started About You Moral Character Your Application Public Benefit Additional Information Evidence **Review and Submit**

Review Summary Preparer signature **Interpreter signature** Your Signature

Interpreter's signature upload


Scan and upload your interpreter's completed signature page below.



Drag files here or [choose a file](#)
Maximum size: 6MB per file
Accepted formats: JPG, JPEG, or PDF
No encrypted or password-protected files

[Next](#)

[← Back](#)




U.S. Citizenship and Immigration Services

I-539: Review and Submit – Your Signature

← → ↻ qa-my.uscis.dhs.gov/apply/application-to-extend-change-nonimmigrant-status/11849/applicant-statement 🔍 ☆

Official website of the Department of Homeland Security Sign Out

 Application to Extend/Change Nonimmigrant Status (I-539) My Account ! Resources

applicant > dnm_app2@gmail.com > 0cf04ee-c81c-4ae3-8291-40b11bf6822c

Getting Started About You Moral Character Your Application Public Benefit Additional Information Evidence **Review and Submit**

Review Summary Preparer signature Interpreter signature **Your Signature**

Applicant's statement regarding the preparer

You must read and agree to the statement below.

- At my request, the preparer named in the Getting Started section of this application prepared this application for me based only upon information I provided or authorized.

Applicant's statement regarding the interpreter

You must read and agree to the statement below.

- The interpreter named in the Getting Started section of this application read to me every question and instruction on this application and my answer to every question in the language I specified in the Getting Started section, a language in which I am fluent, and I understood everything.

Next

[Back](#)

I-539: Review and Submit – Your Signature Federal Agency authorization

Office website of the Department of Homeland Security

U.S. Citizenship and Immigration Services

Application to Extend/Change Nonimmigrant Status (I-539)

My Account Resources

Getting Started About You Moral Character Your Application Public Benefit Additional Information Evidence Review and Submit

Review Summary Proper signature Interpreter signature Your Signature

Federal Agency Disclosure and Authorizations

You must read and agree to the statement below.

I authorize, as applicable, the Social Security Administration (SSA) to verify my Social Security number (to match my name, Social Security number, and date of birth with information in SSA records and provide the results of the match) to USCIS. I authorize SSA to provide explanatory information to USCIS as necessary.

I authorize, as applicable, the SSA, U.S. Department of Agriculture (USDA), U.S. Department of Health and Human Services (HHS), U.S. Department of Housing and Urban Development (HUD), and any other U.S. Government agency that has received and/or adjudicated a request for a public benefit, as defined in 8CFR 212.21(b), submitted by me or on my behalf, and/or granted one or more public benefits to me, to disclose to USCIS that I have applied for, received, or have been certified to receive, a public benefit from such agency, including the type and amount of benefits, dates of receipt, and any other relevant information provided to the agency for the purpose of obtaining such a public benefit, to the extent permitted by law. I also authorize SSA, USDA, HHS, HUD, and any other U.S. Government agency to provide any additional data and information to USCIS, to the extent permitted by law.

I authorize, as applicable, custodians of records and other sources of information pertaining to my request for or receipt of public benefits to release information regarding my request for and/or receipt of public benefits, upon the request of the investigator, special agents, or other duly accredited representative of any Federal agency authorized above, regardless of any previous agreement to the contrary.

I understand that the information released by records custodians and sources of information is for official use by the Federal Government, that the U.S. Government will use it only to review if I have received public benefits in regards to my eligibility for immigration benefits and to enforce immigration laws, and that the U.S. Government may disclose the information only as authorized by law.

I have read and agree to the applicant's statement.

Next

Back

I-539: Review and Submit – Your Signature Applicant Certification

Applicant's declaration, certification and signature

You must read and agree to the certification below. If you knowingly and willfully falsify or conceal a material fact or submit a false document with your application, we can deny your application and may deny any other immigration benefit. You may also face criminal prosecution and penalties provided by law.



Copies of any documents I have submitted are exact photocopies of unaltered, original documents, and I understand that USCIS may require that I submit original documents to USCIS at a later date. Furthermore, I authorize the release of any information from any and all of my records that USCIS may need to determine my eligibility for the immigration benefit that I seek.

I further authorize release of information contained in this application, in supporting documents, and in my USCIS records, to other entities and persons where necessary for the administration and enforcement of U.S. immigration law.

I understand that USCIS will require me to appear for an appointment to take my biometrics (fingerprints, photograph, and/or signature) and, at that time, I will be required to sign an oath reaffirming that:

1. I reviewed and understood all of the information contained in, and submitted with, my application; and
2. All of this information was complete, true, and correct at the time of filing.

I certify, under penalty of perjury, that all of the information in my application and any document submitted with it were provided or authorized by me, that I reviewed and understand all of the information contained in, and submitted with, my application and that all of this information is complete, true, and correct.

I have read and agree to the applicant's statement.

Your signature

NOTE TO ALL APPLICANTS: If you do not completely fill out this application or fail to submit required documents listed in the instructions, USCIS may deny your application.

Test Test

Next

[Back](#)




I-539: Review and Submit – Pay and submit

Pay for and submit your application

The final step to submit your Application to Extend/Change Nonimmigrant Status (I-539) is to pay the required fee.

Your application fee is: **\$390.00**

Refund Policy: By continuing this transaction, you agree that you are paying for a government service and that the filing fee, biometric services fee and all related financial transactions are final and not refundable, regardless of any action USCIS takes on an application, petition or request, or how long USCIS takes to reach a decision. You must submit all fees in the exact amounts.



We will send you to Pay.gov — our safe, secure payment website — to pay your fees and submit your application online.

Here are the steps in the payment and submission process:

1. Provide your billing information on Pay.gov
2. Provide your credit card or U.S. bank account information
3. Submit your payment

When you have paid your fee, your application will be submitted.

Pay.gov will redirect you to a uscis.gov confirmation screen, which will include your receipt number. Please keep a copy of your receipt number for your records. You can track the status of your application through your USCIS online account.

[Pay and submit](#)

Pay.gov screens

I-539: Confirmation – payment unsuccessful

You did not submit your Application To Extend/Change Nonimmigrant Status (I-539)

Your payment failed or was canceled before it could be processed on Pay.gov.

You can try again now to sign and submit your application or save your application and exit. We will save your application for 30 days from when you started it.

[Sign and submit](#) [Save and close](#)

I-539: Confirmation – payment successful

https://qa-my.uscis.dhs.gov/apply/application-to-extend-change-nonimmigrant-status/2147/submit-confirmation

 Official website of the Department of Homeland Security

[Sign Out](#)



U.S. Citizenship
and Immigration
Services

Application to Extend/Change Nonimmigrant Status
(I-539)

[My Account](#) ▾

[Resources](#) ▾

applicant > [IS39_test@rest.com](#) > 78538279-9778-4ece-a421-7752ee963e9e

You successfully submitted your Application
To Extend/Change Nonimmigrant Status (I-
539)

We will contact you if we have any questions or need additional
information. You can track the status of your application through
your USCIS online account.

[Go to my cases](#)



U.S. Citizenship and
Immigration Services