

OCSE O&M and Continuous Improvements

Federally Assisted State Transmitted (FAST) Levy

Software Interface Specification

Version 3.0

March 27, 2017

Administration for Children and Families
Office of Child Support Enforcement
330 C Street, SW, 5th Floor
Washington, DC 20201

This document was prepared for the United States Department of Health and Human Services, Office of Child Support Enforcement under Contract Number HHSN316201200034W by Leidos Innovations Corporation. The work was authorized in compliance with the following specific prime task order:

Delivery Order Number:	C-34668-O
Delivery Order Title:	Federally Assisted State Transmitted (FAST) Levy
Document Date:	March 27, 2017
Document Number:	C2-C0211J.84.01

TABLE OF CONTENTS

1.	Introduction.....	1-1
1.1	Overview.....	1-1
1.2	Purpose of Document.....	1-1
2.	FAST Levy Files.....	2-1
2.1	Connectivity.....	2-1
2.2	Financial Institution Connectivity.....	2-2
2.3	State Connectivity.....	2-2
2.4	File Types.....	2-2
2.5	File Format.....	2-3
2.6	File Extensions.....	2-3
2.7	File Structure.....	2-3
2.8	File Names.....	2-4
2.9	E-mail Notification.....	2-6
3.	FAST Levy Input Transaction Layouts.....	3-1
3.1	Electronic Withhold Request.....	3-1
3.1.1	One-Step/Two-Step Process.....	3-1
3.1.2	Customer Level/Account Level Request.....	3-2
3.2	Electronic Withhold Response.....	3-2
A.	Electronic Withholding Request Record (State To FI).....	A-1
B.	Electronic Withholding Response Record (FI to State).....	B-1
C.	Summary of Changes.....	C-1

LIST OF FIGURES AND CHARTS

Figure 1-1:	Process Diagram.....	1-2
Figure 2-1:	Connectivity.....	2-1
Figure 2-2:	State Request File Structure.....	2-3
Figure 2-3:	FI Response File Structure.....	2-3
Figure 2-4:	State Request File Naming Convention.....	2-4
Figure 2-5:	FI Response File Naming Convention.....	2-4
Figure 2-6:	E-mail Notification (State).....	2-6
Figure 2-7:	E-mail Notification (FI).....	2-6
Chart 2-1:	FAST Levy Standard File Name.....	2-4
Chart 2-2:	Examples Of File Names and Naming Conventions.....	2-5
Chart A-1:	Electronic Withholding Request Header Record.....	A-1
Chart A-2:	Electronic withholding Request Detail Record.....	A-3
Chart A-3:	Electronic Withholding Request Trailer Record.....	A-14
Chart A-4:	Electronic Withholding Request Notice Record.....	A-16

Chart B-1: Electronic Withholding Response Header Record.....B-1
Chart B-2: Electronic Withholding Response Detail Record.....B-3
Chart B-3: Electronic Withholding Response Trailer Record.....B-10
Chart C-1: Summary of Changes.....C-1

1. INTRODUCTION

1.1 Overview

The Multistate Financial Institution Data Match (MSFIDM) Federally Assisted State Transmitted (FAST) Levy initiative provides a transport delivery mechanism that allows states and financial institutions (FIs) to exchange information about levy actions through a single, centralized location. The goal of centralizing the FAST Levy process is to reduce costs and increase efficiency and collections by using the federal Office of Child Support Enforcement's (OCSE) Child Support Portal (Portal) to transmit levy actions electronically between FIs and states.

Currently, states send levy actions to multiple FIs and FIs receive levy actions from multiple states – all on paper. The centralized transport process allows states to send levy actions to a single location for distribution to multiple FIs. It also allows FIs to receive and respond to levy actions from multiple states from a single location, thus minimizing communication setups with individual FIs and states.

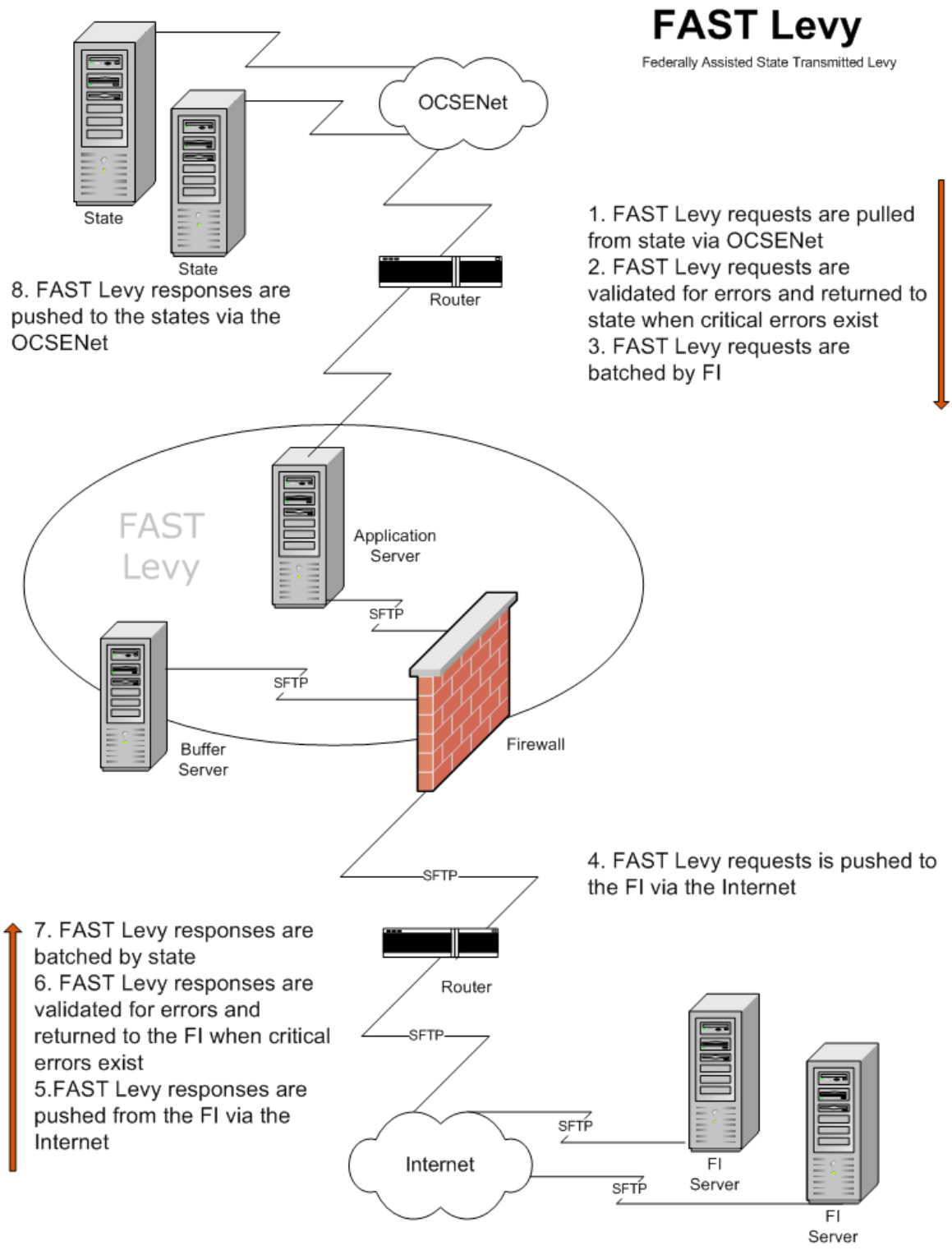
1.2 Purpose of Document

This document describes the process required for states and FIs to exchange requests for and respond to FAST Levy. The file naming convention, file type, connectivity, e-mails, and transaction record layouts of the FAST Levy system are included. The transaction record layouts include the following:

1. Electronic Withholding Request Record from state to FI
2. Electronic Withholding Response Record from FI to state

Figure 1 -1 shows the FAST Levy process.

Figure 1-1: Process Diagram



2. FAST LEVY FILES

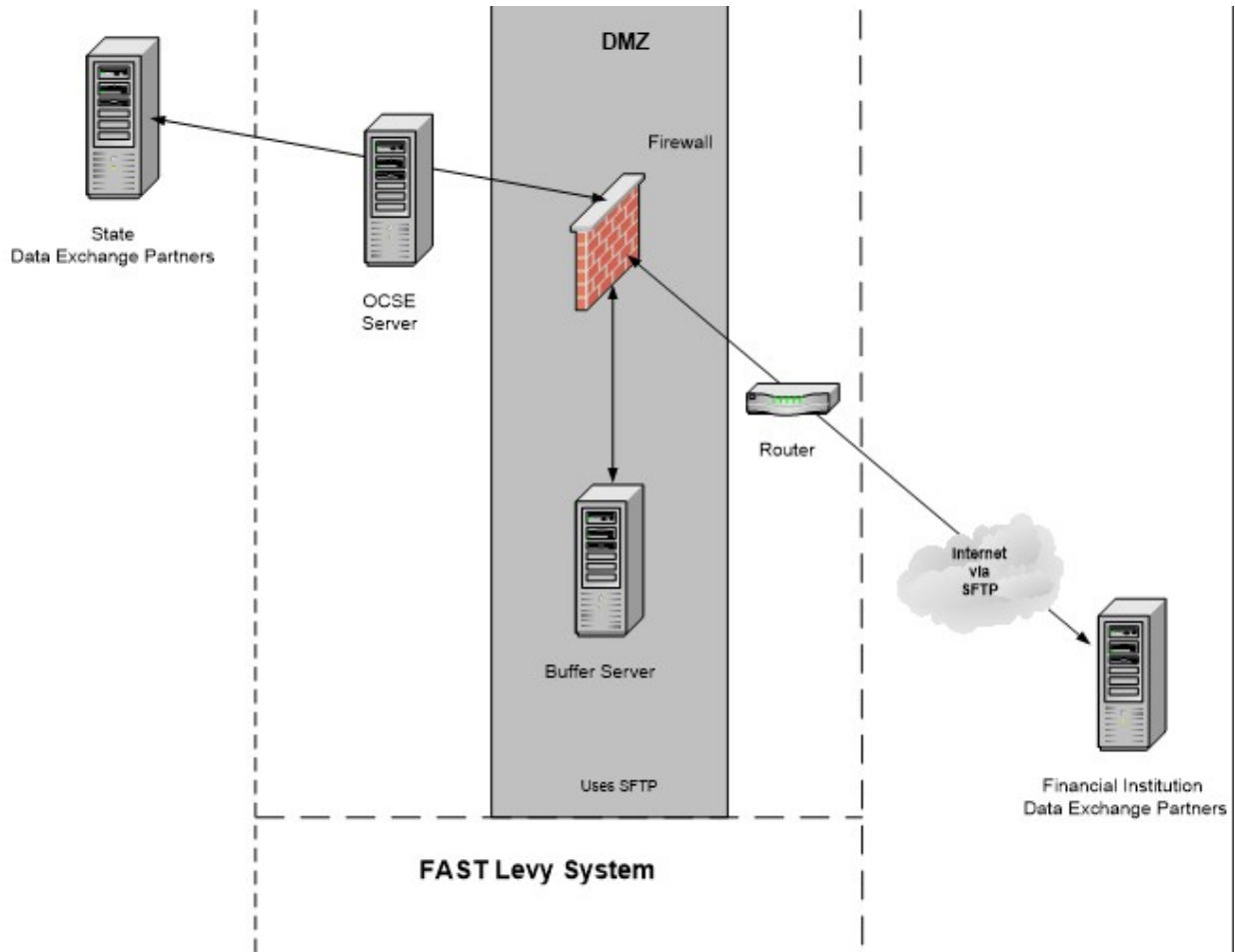
The Portal houses the FAST Levy system. The FAST Levy system is capable of transmitting standard fixed length text files between states and FIs.

The sections below describe the connectivity, file types, file extensions, and formats submitted to the FAST Levy system. The e-mail notification process is also discussed.

2.1 Connectivity

Figure 2-2 shows the site architecture that supports the file transmission and connections needed to facilitate the exchange between states and FIs.

Figure 2-2: Connectivity



2.2 Financial Institution Connectivity

OCSE connects to FIs via the Internet with Secure File Transfer Protocol (SFTP). The FI generally uses the existing transfer connection the MSFIDM process uses. If the FI does not have an MSFIDM connection, we will discuss other options in a connectivity meeting with the FI to determine the best option for connecting to the FAST Levy application.

2.3 State Connectivity

States connect to the OCSE network through IPsec site-to-site VPNs. FAST Levy data is exchanged through this connection to an SFTP or FTP server at the state. An IPsec site-to-site VPN has to be established between the OCSENet and the state if one isn't already in place.

All FAST Levy files require a designated location on the state SFTP or FTP server for pick-up and delivery. This requires that a user ID and password be used to log on to the state server. SSH key authentication can be used instead of a password if the state requests or requires it. Read and write privileges on files need to be granted to the user ID used by OCSE to log on to the state server. If SFTP is used, the standard TCP port (22) can be used or another TCP port can also be used if the state requests or requires it.

The process for setting up SFTP without a password, using public-private keys includes:

1. Create a public-private key pair for a user on the server by running the following command:
ssh-keygen -t rsa
2. The public-private key pair default location is: /home/xx/.ssh/id_rsa.pub and /home/xx/.ssh/id_rsa
3. OCSE sends its SSH public key to FIs via e-mail.
4. The FI has to append OCSE's SSH public key to the /home/xx/.ssh/authorized_keys2 file on its SFTP server. If this file is not there, it must be created.

2.4 File Types

The various files transmitted via the FAST Levy system include:

State Request File (REQ) – A file generated by the state and sent to the FI that contains requests to levy an account.

FI Response File (RSP) – A file generated by the FI and returned to the state. The file contains records for each request and indicates whether the request is accepted or rejected and, if rejected, the reason for the rejection.

State Error File (ERQ) – Generated by the FAST Levy system in response to the receipt and validation of a state request. This contains the errors found in these files.

FI Error File (ERS) – Generated by the FAST Levy system in response to the receipt and validation of an FI response. This contains the errors found in these files.

2.5 File Format

The FAST Levy process accepts the following file format:

- Text file

2.6 File Extensions

States and FIs must include file extensions for all files they are providing. A file extension is a three-digit code at the end of the file name to distinguish the type of file (for example, file.txt informs the user the file is a text file). Text (.txt) files are the recommended extension for all test file transmissions. The file is returned if the extension is not included. Files with the extensions .zip or .exe will not be accepted.

2.7 File Structure

Each file must contain a header record, detail records, and a trailer record. These record layouts are presented in section 3., “FAST Levy Input Transaction Layouts.”

The files must adhere to the file structure below. Figure 2 -3 shows the file structure for the state request. Figure 2 -4shows the file structure for the FI response.

Figure 2-3: State Request File Structure

BATCH HEADER (RH)
DETAIL RECORD 1 (RD)
DETAIL RECORD 2 (RD)
BATCH TRAILER (RT)
The Portal inserts one Record Notice at the end of each file:
RECORD NOTICE (RN)

Figure 2-4: FI Response File Structure

BATCH HEADER (RH)
DETAIL RECORD 1 (RD)
DETAIL RECORD 2 (RD)
BATCH TRAILER (RT)
The Portal inserts one Record Notice at the end of each file:
RECORD NOTICE (RN)

- Each file must contain at least one batch header and a batch trailer
- A file containing only detail records is invalid
- All files must include at least one detail record within a batch
- All records start with a two-digit document code that identifies the type of record. Document code values are shown in the record layouts in Appendices A and B.
- State requests are batched by FI
- FI responses are batched by state

2.8 File Names

States and FIs provide file names for files via the FAST Levy Profile form. States and FIs can either use a predefined naming standard that is unique to their organization (must be a unique constant name and cannot be variable) or the FAST Levy system’s “standard file name.” The preferred method is to use the standard proposed by the FAST Levy system in the profile form. File names are not case sensitive.

Figure 2 -5 shows the file naming convention for the state request. Figure 2 -6 shows the file naming convention for the FI response.

Figure 2-5: State Request File Naming Convention



Figure 2-6: FI Response File Naming Convention

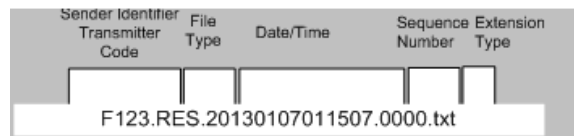


Chart 2 -1 describes the values of each section of the FAST Levy standard file name.

CHART 2-1: FAST LEVY STANDARD FILE NAME	
Field Name	Value
Identifier	FIPS + 0000000 FXXX + 00000 (If a state, the nine digits are a two-digit FIPS code plus seven zeroes; if an FI, it is the four digit Transmitter Code and five zeros)
Separator	Period (.)

CHART 2-1: FAST LEVY STANDARD FILE NAME	
Field Name	Value
File Type	State: LER – Error files to state LRS – Response file to states LVY – Request file from state Financial Institution: RER – Error files to FI RES – Response file from FI VLY – Levy request file to FIs
Separator	Period (.)
Date - Timestamp	CCYYMMDDHHMMSSS
Separator	Period (.)
Sequence Number	0000 – Used by the FAST Levy system to incrementally account for files being created. Not used for a .zip file.
Separator	Period (.)
Extension Type	txt – Text

Chart 2-2 shows examples of different files and naming conventions.

CHART 2-2: EXAMPLES OF FILE NAMES AND NAMING CONVENTIONS	
Sample State Detail File Name	Description
180000000.LER.200708060115087.txt	Error record to the state
180000000.LRS.200708060115087.txt	Response file to state
180000000.LVY.200708060115087.txt	Request file from state
180000000.LRJ.200708060115087.txt	Error file to the state
Financial Institution Response File	Description
123456789.RER.200708060115087.txt	Error record to the FI
F123.RES.200708060115087.0001.txt	Response file from the FI
123456789.VLY.200708060115087.0001.txt	Levy file to the FI
123456789.RRJ.200708060115087.txt	Error file to the FI

2.9 E-mail Notification

The FAST Levy process sends an e-mail notification to the state or FI for successful processing and errors in the processing or transferring of the file. Figure 2-7 is an example of an e-mail sent to the states. Figure 2-8 is an example of an e-mail sent to the FI.

Figure 2-7: E-mail Notification (State)

```
Processing for State Name on Fri, Jan 11, '13 9:01
-----
ERRORS
-----
ERROR: Freeze amount: Not numeric
-----
PROCESSING SUMMARY
-----
Total # of records received: 4
Total # of error records: 2
Total # of records forwarded: 2
Total # of files rejected: 0
Total # of batches received: 1

FAST Levy Requests: 0
FAST Levy Responses: 25
Error: 2
Reject: 0
```

Figure 2-8: E-mail Notification (FI)

```
Processing for Financial Institution Name on Fri, Jan 11, '13 9:10
```

```
-----  
ERRORS
```

```
-----  
ERROR: Freeze amount: Not numeric
```

```
-----  
PROCESSING SUMMARY
```

```
-----  
Total # of records received: 4  
Total # of error records: 2  
Total # of records forwarded: 2  
Total # of files rejected: 0  
Total # of batches received: 1
```

3.

FAST

LEVY INPUT TRANSACTION LAYOUTS

Appendices **A** and **B** include the layouts for the records that are accepted by the FAST Levy system. Each record layout in this section includes:

- * Field Name
- * Field Length
- * Location
- * Field Types (alphabetic, numeric, or alphanumeric)
- * Field Comments

The comment section in the record layouts indicates whether the field is required for the transaction. Fields defined as “Conditionally Required,” need to be present on the input record, based on the conditions described in the comment field. Comments also provide an explanation of the field and its relationship to other fields or records. Optional fields must be filled with spaces if not used or data is not available.

The file structure for the Electronic Withhold Request and Response are the same. Each file can consist of one or more batches. Each batch contains at least one header record, followed by one or more detail records, and then a trailer record to complete the batch.

3.1 Electronic Withhold Request

The Electronic Withhold Request is batched by the Federal Employer Identification Number (FEIN). If a request from a state is being made to multiple FIs, there will be a batch for each FEIN included in the file being sent to the FAST Levy Portal. A header will exist for each FI with its FEIN and the state’s Federal Information Processing Standards (FIPS) code in that header.

States may send either one-step or two-step levy requests and direct the FIs to attach assets at the customer level or at a specific account level (customer’s account and type of account are required for freezing and seizing assets).

Following the Withhold Request batches is the Notice of Right to Garnish Federal Benefits record. Each file sent will include one record at the end of the file.

3.1.1 ONE-STEP/TWO-STEP PROCESS

A one-step levy process allows a state to send a request that will freeze and seize account assets at the same time. A two-step levy process requires the state to make an initial request to freeze the assets followed by a second request to seize the assets.

3.1.2 CUSTOMER LEVEL/ACCOUNT LEVEL REQUEST

Customer level requests instruct the FI to freeze and seize accounts belonging to the obligor. This allows the FI to determine which accounts to freeze and seize when the obligor has more than one account at an FI. Based on internal policies, the FI will determine which accounts to freeze and seize based on a FAST Levy request. Account level requests instruct the FI to freeze and seize specific accounts and amounts in those accounts, consistent with state law.

3.2 Electronic Withhold Response

The Electronic Withhold Response is batched from an FI by a state. If an FI is responding to several state requests, there will be one header with the FI's FEIN for each state in the file. The file will also contain the state's FIPS code for each batch in the file.

A. ELECTRONIC WITHHOLDING REQUEST RECORD (STATE TO FI)

CHART A-1: ELECTRONIC WITHHOLDING REQUEST HEADER RECORD					
No.	Field Name	Length	Location	A/N	Comments
1	Record Identifier	2	1-2	A	Required The characters 'RH,' which identifies the record as a Request Header.
2	FEIN	9	3-11	N	Required The FI's FEIN.
3	Filler	1	12-12	A/N	For future versions. For this version, fill with spaces.
4	FIPS Code	2	13-14	N	Required The two-digit numeric FIPS code of the requesting state.
5	Local County Code	3	15-17	A/N	Optional A three-digit local county code or is filled with spaces.
6	Processing Date	8	18-25	N	Required The run date for the batch. Must be in CCYYMMDD format.
7	Batch ID	6	26-31	A/N	Required A unique identifier for each batch sent to the Portal daily. Use the unique Batch ID only once per day.

CHART A-1: ELECTRONIC WITHHOLDING REQUEST HEADER RECORD					
No.	Field Name	Length	Location	A/N	Comments
8	Batch Type Code	2	32-33	A	<p>Required</p> <p>The type of request for the batch. Valid values are: AG = Group account request – All requests contained in the batch will have the same SSN for different account numbers. FIs will handle a group account request as a single request and one fee will apply. AS = Single account request – All requests contained in the batch are single account requests and will be handled by the FI at the account level. Each request will be for one SSN and one account number. CL = Customer level request – All requests contained in the batch will be handled by the FI at a customer level and not by specific account for the customer.</p>
9	Portal Error Message Text	3	34-63	A/N	<p>Portal Use</p> <p>The field number that was in error, along with the error code, when the Portal performed its validation. Header records with errors will return the entire batch. The returned batch will contain all requests originally sent. Filled with spaces by the requestor. Up to six errors are returned. The format is NN:CD, NN:CD, NN:CD, NN:CD, NN:CD, NN:CD where ‘NN’ is equal to the field number and ‘CD’ is equal to the error code. Valid CD values are: IN = Invalid data RQ = Missing required data NU = Not numeric</p>
10	Filler	537	64-600	A/N	For future versions. For this version, fill with spaces.

CHART A-2: ELECTRONIC WITHHOLDING REQUEST DETAIL RECORD					
No.	Field Name	Length	Location	A/N	Comments
1	Record Identifier	2	1-2	A	Required The characters 'RD,' which identifies the record as a Request Detail.
2	Action Code	2	3-4	N	Required The code of the action to be taken. Valid values are: Original Requests: 01 = Execute lien and levy, used for one-step process 03 = Execute lien, used for two-step process Maintenance/Subsequent Requests: 02 = Release withhold 04 = Amend levy amount 05 = Execute levy, used for two-step process 06 = Extend freeze number of days
3	SSN	9	5-13	N	Required The Social Security number (SSN) of the obligor.
4	Last Name	20	14-33	A/N	Required The obligor's last name. Valid special characters are: <ul style="list-style-type: none"> • Hyphens (-) • Apostrophes (') • Periods (.) • Space The first character must not be a space.

CHART A-2: ELECTRONIC WITHHOLDING REQUEST DETAIL RECORD					
No.	Field Name	Length	Location	A/N	Comments
5	First Name	15	34-48	A/N	<p>Required The obligor's first name. Valid special characters are:</p> <ul style="list-style-type: none"> • Hyphens (-) • Apostrophes (') • Periods (.) • Space <p>The first character must not be a space.</p>
6	Middle Name	15	49-63	A/N	<p>Optional The obligor's middle name. Valid special characters are:</p> <ul style="list-style-type: none"> • Hyphens (-) • Apostrophes (') • Periods (.) <p>The first character must not be a space if middle name is populated. Fill with spaces if no middle name is available.</p>
7	Name Suffix	4	64-67	A/N	<p>Optional The obligor's suffix name. Example: Jr, Sr, III. Valid special characters are:</p> <ul style="list-style-type: none"> • Hyphens (-) • Apostrophes (') • Periods (.) <p>The first character must not be a space. Fill with spaces if no suffix name is available.</p>

CHART A-2: ELECTRONIC WITHHOLDING REQUEST DETAIL RECORD					
No.	Field Name	Length	Location	A/N	Comments
8	DOB	8	68-75	A/N	Optional The obligor's date of birth (DOB), in CCYYMMDD format. Fill with spaces if no DOB is available.
9	Account Type Code	2	76-77	A/N	Conditionally Required The type of account for the withhold request. Required when the Batch Type Code = 'AS' or 'AG.' Valid values are: 01 = Savings account 04 = Checking/demand deposit account 05 = Term deposit certificate 06 = Collateral account 11 = Money market account 12 = IRA/KEOGH 14 = ERISA Plan account 16 = Cash balances 17 = Compound account 18 = Other Fill with spaces if Batch Type Code is 'CL.'

CHART A-2: ELECTRONIC WITHHOLDING REQUEST DETAIL RECORD					
No.	Field Name	Length	Location	A/N	Comments
10	Account Number	20	79-97	A/N	<p>Conditionally Required</p> <p>The Account Number the state is requesting funds to be withheld, if the Batch Type Code is 'AS' or 'AG.'</p> <p>Fill with spaces if the Batch Type Code is 'CL.'</p> <p>Left justified padded with spaces to the right; hyphens and embedded spaces are allowed. This should reflect the manner returned on the MSFIDM quarterly match.</p>
11	Withhold Amount	10	98-107	N	<p>Conditionally Required</p> <p>The maximum dollar amount and cents to withhold. Action Codes '01' execute lien and levy (one-step), '03' execute lien (two-step), and '04' amend levy amount must be greater than all zeroes.</p> <p>Action Codes '02' release withhold, '05' execute levy (two-step), and '06' extend freeze number of days can be equal to or greater than all zeroes. Two-digit decimal is assumed.</p> <p>The field must be formatted as follows:</p> <ul style="list-style-type: none"> • Numeric • Decimal Assumed • Unsigned • Right Justify • Zero Fill to Left • Zero Fill if N/A

CHART A-2: ELECTRONIC WITHHOLDING REQUEST DETAIL RECORD					
No.	Field Name	Length	Location	A/N	Comments
12	Threshold Amount	6	108-113	N	<p>Required</p> <p>The minimum dollar amount and cents that must be in the accounts after the fees and exemptions are deducted. Two-digit decimal is assumed. Fill with zeroes when there is no threshold amount. For example, the account balance is \$500. The FI fee is \$50. The amount in the account after fees and exemptions is \$450. The state threshold amount is \$500. This would not meet the threshold amount the state submitted for the request.</p> <p>The field must be formatted as follows:</p> <ul style="list-style-type: none"> • Numeric • Decimal Assumed • Unsigned • Right Justify • Zero Fill to Left • Zero Fill if N/A
13	Request Date	8	114-121	N	<p>Required</p> <p>The date the withhold was requested, in CCYYMMDD format. Maintenance/Subsequent requests with Action Codes equal to '02' release withhold, '04' amend levy amount, '05' execute levy, used for the two-step process, and '06' extend freeze number of days, must contain the request date from the original withhold request.</p>
14	Passback Text	40	122-161	A/N	<p>Optional</p> <p>Allows the state to capture information pertaining to the request. Returned by the FI in the response. Fill with spaces if not used.</p>

CHART A-2: ELECTRONIC WITHHOLDING REQUEST DETAIL RECORD					
No.	Field Name	Length	Location	A/N	Comments
15	Freeze Number Days	4	162-165	N	<p>Required</p> <p>The additional number of days the accounts must be frozen beyond the submitting state’s standard timeframe. If no additional days are needed, fill with zeroes. Value cannot be zeroes if Action Code is equal to ‘06’ extend freeze number of days.</p> <p>Note: FI will follow the rules for the state to determine business versus calendar days.</p> <p>The field must be formatted as follows:</p> <ul style="list-style-type: none"> • Numeric • Unsigned • Right Justify • Zero Fill to Left • Zero Fill if N/A
16	Exemption Amount	10	166-175	N	<p>Required</p> <p>The dollar amount and cents to be excluded from the levy action. Any amount over the exemption amount is available for freeze and seize.</p> <p>Two digit decimal is assumed.</p> <p>Fill with zeroes if no exemption amount is required.</p> <p>The field must be formatted as follows:</p> <ul style="list-style-type: none"> • Numeric • Decimal Assumed • Unsigned • Right Justify • Zero Fill to Left • Zero Fill if N/A

CHART A-2: ELECTRONIC WITHHOLDING REQUEST DETAIL RECORD					
No.	Field Name	Length	Location	A/N	Comments
17	Legal Attachment Code	2	176-177	A/N	Required The type of legal document for the withhold request. Default Value is 'CS' for Child Support Order.
18	Legal Attachment Action Code	2	178-179	A/N	Optional The type of attachment for the withhold request. Fill with spaces if not needed. Spaces in this field will default to 'PT'. Valid values are: OL = Continuous or ongoing levy PT = Point in time levy
19	Contact Name	50	180-229	A/N	Required The first and last name of the person or a point of contact (POC) who the FI will refer the customer to for additional information.
20	Contact Phone Number	10	230-239	N	Required The phone number of the person or a POC for which the FI will refer the customer to for additional information.
21	Contact Phone Extension	5	240-244	A/N	Optional A phone extension for the person or a POC the FI should contact for additional information. Can be 1-5 positions. Fill with spaces if no extension is available.

CHART A-2: ELECTRONIC WITHHOLDING REQUEST DETAIL RECORD					
No.	Field Name	Length	Location	A/N	Comments
22	Contact E-mail Text	50	245-294	A/N	Optional An e-mail address for the person or a POC the FI should contact for additional information. Fill with spaces if no e-mail is available.
23	Agency Name	50	295-344	A/N	Required The name of the child support agency.
24	Payment Type Code	1	345-345	A	Required The method the state would prefer to receive the payment from the FI if the FI has the capability to send per the state's request. Valid values are: E = Electronic request M = Check request
25	Address Line 1 Text	50	346-395	A/N	Required The street address of the child support agency where the FI should mail the payment.
26	Address Line 2 Text	50	396-445	A/N	Optional The street address of the child support agency where the FI should mail the payment.
27	Address Line 3 Text	50	446-495	A/N	Required The city, state, and zip of the child support agency where the FI should mail the payment.

CHART A-2: ELECTRONIC WITHHOLDING REQUEST DETAIL RECORD					
No.	Field Name	Length	Location	A/N	Comments
28	Request Timestamp	12	496-507	A/N	<p>Required Must contain spaces. The FAST Levy Portal will populate this field. The timestamp format is HH:MM:SS:SSS.</p>
29	Portal Error Message Text	30	508-537	A/N	<p>Portal Use The field number that was in error, along with the error code, when the Portal performed its validation. Request records with errors will be returned in their original batch if a request did not pass validation. The returned batch will only contain requests that did not pass validation. All requests that pass validation will be sent to the FI. Filled with spaces by the requestor. Up to six errors are returned. The format is NN:CD, NN:CD, NN:CD, NN:CD, NN:CD, NN:CD where 'NN' is equal to the field number and 'CD' is equal to the error code. Valid CD values are: IN = Invalid data RQ = Missing required data NU = Not numeric</p>
30	Agency Identifier	20	538-557	A/N	<p>Required A unique identifier assigned by the agency. Maintenance/Subsequent requests with Action Codes equal to '02' release withhold, '04' amend levy amount, '05' execute levy, used for the two-step process, and '06' extend freeze number of days, must contain the Agency Identifier from the original withhold request. All information recorded in this field will appear on the ACH response.</p>

CHART A-2: ELECTRONIC WITHHOLDING REQUEST DETAIL RECORD					
No.	Field Name	Length	Location	A/N	Comments
31	OCSE Processing Date	8	558-565	N	Required Must contain spaces. The FAST Levy Portal will populate this field. This field must contain the date OCSE received the request in CCYYMMDD format.
32	Filler	43	566-600	A/N	For future versions. For this version, fill field with spaces.

CHART A-3: ELECTRONIC WITHHOLDING REQUEST TRAILER RECORD					
No.	Field Name	Length	Location	A/N	Comments
1	Record Identifier	2	1-2	A	Required The characters 'RT,' which identifies the record as a Request Trailer.
2	FEIN	9	3-11	N	Required The FI's FEIN.
3	Filler	1	12-12	A/N	For future versions. For this version, fill with spaces.
4	FIPS Code	2	13-14	N	Required The two-digit numeric FIPS code of the requesting state.
5	Local County Code	3	15-17	A/N	Optional A three-digit local county code or is filled with spaces.
6	Record Count	6	18-23	N	Required The total number of records submitted in this batch. The field must be formatted as follows: <ul style="list-style-type: none"> • Numeric • Unsigned • Right Justify • Zero Fill to Left • Zero Fill if N/A

CHART A-3: ELECTRONIC WITHHOLDING REQUEST TRAILER RECORD					
No.	Field Name	Length	Location	A/N	Comments
7	Portal Error Message Text	30	24-53	A/N	<p>Portal Use</p> <p>The field number that was in error, along with the error code, when the Portal performed its validation. Trailer records with errors will return the entire batch. The returned batch will contain all requests originally sent. Filled with spaces by the requestor. Up to six errors are returned. The format is NN:CD, NN:CD, NN:CD, NN:CD, NN:CD, NN:CD where 'NN' is equal to the field number and 'CD' is equal to the error code.</p> <p>Valid CD values are: IN = Invalid data RQ = Missing required data NU = Not numeric</p>
8	Filler	547	54-600	A/N	For future versions. For this version, fill with spaces.

CHART A-4: ELECTRONIC WITHHOLDING REQUEST NOTICE RECORD					
No.	Field Name	Length	Location	A/N	Comments
1	Record Identifier	2	1-2	A	Required The characters 'RN,' which identifies the record as a Request Notice.
2	Notice of Right to Garnish Federal Benefits Text	598	3-600	A/N	Required The Notice of Right to Garnish Federal Benefits text. The Notice of Right to Garnish Federal Benefits is created by the FAST Levy Portal. Each file will have one Notice Record at the end of the file. Proposed Notice of Right to Garnish Federal Benefits State child support agencies (CSA) issued these orders pursuant to authority to attach or seize obligors' assets in financial institutions (FI) [42 USC §666]. The garnishee is notified that procedures established by 31 CFR 212 to identify and protect federal benefits deposited to FI accounts do not apply to these orders. The garnishee must comply with the terms of these orders including instructions for withholding and retaining funds in any account(s) covered by these orders pending further state CSA notice.

B.

C. ELECTRONIC WITHHOLDING RESPONSE RECORD (FI TO STATE)

CHART B-5: ELECTRONIC WITHHOLDING RESPONSE HEADER RECORD					
No.	Field Name	Length	Location	A/N	Comments
1	Record Identifier	2	1-2	A	Required The characters 'AH,' which identifies the record as a Response Header.
2	FEIN	9	3-11	N	Required The FI's FEIN.
3	Filler	1	12-12	A/N	For future versions. For this version, fill with spaces.
4	FIPS Code	2	13-14	N	Required The two-digit numeric FIPS code of the requesting state.
5	Local County Code	3	15-17	A/N	Optional A three-digit local county code or is filled with spaces.
6	Processing Date	8	18-25	N	Required The run date for the batch in CCYYMMDD format.
7	Batch ID	6	26-31	A/N	Required The state's unique identifier submitted for this batch of records. Return the state's Batch ID sent in the Withhold Request file.
8	Batch Type Code	6	26-31	A/N	Required The type of request submitted for this batch of records. Return the state's Batch Type Code sent in the Withhold Request file.
9	Contact Name	50	34-83	A/N	Optional The first and last name of the person the state should contact for additional information. Fill with spaces if no Contact Name is available.

CHART B-5: ELECTRONIC WITHHOLDING RESPONSE HEADER RECORD					
No.	Field Name	Length	Location	A/N	Comments
10	Contact Phone Number	10	84-93	N	Required The phone number for the person the state should contact for additional information.
11	Contact Phone Extension Number	5	94-98	A/N	Optional A phone extension for the person the state should contact for additional information. Can be 1-5 positions. Fill with spaces if no extension is available.
12	Contact E-mail Text	50	99-148	A/N	Optional An e-mail address for the person the state should contact for additional information. Fill with spaces if no e-mail address is available.
13	Portal Error Message Text	30	149-178	A/N	Portal Use The field number that was in error, along with the error code, when the Portal performed its validation. Header records with errors will return the entire batch. The returned batch will contain all requests originally sent. Filled with spaces by the requestor. Up to six errors are returned. The format is NN:CD, NN:CD, NN:CD, NN:CD, NN:CD, NN:CD where 'NN' is equal to the field number and 'CD' is equal to the error code. Valid CD values are: IN = Invalid data RQ = Missing required data NU = Not numeric
14	Filler	222	179-400	A/N	For future versions. For this version, fill with spaces.

CHART B-6: ELECTRONIC WITHHOLDING RESPONSE DETAIL RECORD					
No.	Field Name	Length	Location	A/N	Comments
1	Record Identifier	2	1-2	A	Required The characters 'AD,' which identifies the record as a Response Detail.
2	Response code	2	3-4	N	Required The response type code. Valid values are: 04 = Bypassed accounts did not meet minimum balance requirement or account balance was less than or equal to \$0.00 05 = Accounts satisfy part or all of the levy and account is frozen 06 = Match is good but no attachable accounts 07 = Manual review 10 = Customer not found 12 = Match good, closed account 20 = Full or partial amount released from withhold (in response to Action Code equal to '02' release withhold, '04' amend levy amount, from Request Record) 50 = Reject, FI could not process request, for example, if the noncustodial parent is in a bankruptcy status You may receive the following responses after a bank sends a response code of '05' to a state's original request: 22 = FI Initiated Response (FIR) – FI released the freeze or restraint on the account and reduced the freeze amount to zero dollars 24 = FIR – FI reduced the original amount of the freeze or restraint to an amount greater than zero dollars
3	SSN	9	5-13	N	Required The Social Security number (SSN) of the obligor for the FI to initiate an action to withhold.

CHART B-6: ELECTRONIC WITHHOLDING RESPONSE DETAIL RECORD					
No.	Field Name	Length	Location	A/N	Comments
4	Last Name	20	14-33	A/N	<p>Required The obligor's last name. Valid special characters are:</p> <ul style="list-style-type: none"> • Hyphens (-) • Apostrophes (') • Periods (.) • Space <p>The first character must not be a space.</p>
5	First Name	15	34-48	A/N	<p>Required The obligor's first name. Valid special characters are:</p> <ul style="list-style-type: none"> • Hyphens (-) • Apostrophes (') • Periods (.) • Space <p>The first character must not be a space.</p>
6	Middle Name	15	49-63	A/N	<p>Optional The obligor's middle name. Valid special characters are:</p> <ul style="list-style-type: none"> • Hyphens (-) • Apostrophes (') • Periods (.) <p>The first character must not be a space if middle name is populated. Fill with spaces if no middle name is available.</p>

CHART B-6: ELECTRONIC WITHHOLDING RESPONSE DETAIL RECORD					
No.	Field Name	Length	Location	A/N	Comments
7	Name Suffix	4	64-67	A/N	<p>Optional The obligor's suffix name. Example: Jr, Sr, III. Valid special characters are:</p> <ul style="list-style-type: none"> • Hyphens (-) • Apostrophes (') • Periods (.) <p>Fill with spaces if no suffix is available.</p>
8	DOB	8	68-75	A/N	<p>Optional The obligor's date of birth (DOB), in CCYYMMDD format. Fill with spaces if no DOB is available.</p>
9	Filler	2	76-77	A/N	For future versions. For this version, fill with spaces.
10	Account Number	20	78-97	A/N	<p>Conditionally Required Any account number that the FI attached or froze. If the state submitted an Account Level request, 'AS' or 'AG' in the Batch Type Code, must be populated. Fill with spaces if Batch Type Code is 'CL'. Left justified padded with spaces to the right.</p>

CHART B-6: ELECTRONIC WITHHOLDING RESPONSE DETAIL RECORD					
No.	Field Name	Length	Location	A/N	Comments
11	Freeze Amount	10	98-107	N	<p>Conditionally Required</p> <p>The dollar amount and cents attached or frozen before fees and penalties are deducted. Two-digit decimal is assumed. If no amount is attached or frozen, fill with zeroes. The field is required when the FI returns '05' in the Response Code.</p> <p>The field must be formatted as follows:</p> <ul style="list-style-type: none"> • Numeric • Decimal Assumed • Unsigned • Right Justify • Zero Fill to Left • Zero Fill if N/A
12	Filler	4	108-111	A/N	For future versions. For this version, fill with spaces.
13	Withheld Date	8	112-119	A/N	<p>Conditionally Required</p> <p>The date the FI attached or froze the accounts. Action Code '05', in CCYYMMDD format. Fill with spaces if no funds attached or frozen.</p>
14	Passback Text	40	120-159	A/N	<p>Conditionally Required</p> <p>Allows the state to capture information about the request. Must be returned by the FI in the response. Must contain spaces if not used.</p>
15	Filler	31	60-162	A/N	For future versions. For this version, fill with spaces.

CHART B-6: ELECTRONIC WITHHOLDING RESPONSE DETAIL RECORD					
No.	Field Name	Length	Location	A/N	Comments
16	Fee Amount	6	163-168	N	<p>Required The dollar amount and cents of fees and penalties charged by the FI for the withheld amount. Two-digit decimal is assumed. Fill with zeroes if no fee applies. The field must be formatted as follows:</p> <ul style="list-style-type: none"> • Numeric • Decimal Assumed • Unsigned • Right Justify • Zero Fill to Left • Zero Fill if N/A
17	Account Relationship Code	1	169-169	A/N	<p>Required Information about the obligor's ownership of the accounts. Valid values are: 0 = Sole owner of the matched account 1 = Secondary owner of the matched account 2 = Primary owner with secondary owners listed to matched account 3 = At least one of the accounts is a joint account. Use this code when the state submits the request at the customer level.</p>
18	Safe Deposit Box Indicator	1	170-170	A	<p>Required Indicates whether the account holder has a safe deposit box at the FI. Valid values are: Y = Yes N = No</p>

CHART B-6: ELECTRONIC WITHHOLDING RESPONSE DETAIL RECORD					
No.	Field Name	Length	Location	A/N	Comments
19	Returned Timestamp	12	171-182	A/N	Required The timestamp for the record sent by the state. FIs use this field to determine “first come, first serve.” The timestamp format is HH:MM:SS:SSS. Return the Request Timestamp in this field.
20	Error Message Text	30	183-212	A/N	Portal Use The field number that was in error, along with the error code, when the Portal performed its validation. Response records with errors will be returned in their original batch if a response did not pass validation. The returned batch will only contain responses that did not pass validation. All responses that passed validation records will be passed to the state. Filled with spaces by the responder. Up to six errors are returned. The format is: NN:CD, NN:CD, NN:CD, NN:CD, NN:CD, NN:CD Valid CD values are: IN = Invalid data RQ = Missing required data NU = Not numeric
21	FI Message Text	100	213-312	A/N	Conditionally Required A text message that provides a reason for which the FI rejected the request. If the FI uses code ‘50’ for the Response Code, this field must contain a reason.

CHART B-6: ELECTRONIC WITHHOLDING RESPONSE DETAIL RECORD					
No.	Field Name	Length	Location	A/N	Comments
22	Agency Identifier	20	313-332	A/N	<p>Required</p> <p>The agency identifier provided in the withhold request record. Maintenance/Subsequent requests with Action Codes equal to '02' release withhold, '04' amend levy amount, '05' execute levy, used for the two-step process, and '06' extend freeze number of days, must contain the Agency Identifier from the original withhold request. All information recorded in this field will appear on the ACH response.</p>
23	Filler	68	333-400	A/N	For future versions. For this version, fill with spaces.

CHART B-7: ELECTRONIC WITHHOLDING RESPONSE TRAILER RECORD					
No.	Field Name	Length	Location	A/N	Comments
1	Record Identifier	2	1-2	A	Required The characters 'AT,' which identifies the record as a Response Trailer.
2	FEIN	9	3-11	N	Required The FI's FEIN.
3	Filler	1	12-12	A/N	For future versions. For this version, fill with spaces.
4	FIPS Code	2	12-14	N	Required The two-digit numeric FIPS code of the requesting state.
5	Local County Code	3	15-17	A/N	Optional A three-digit local county code or is filled with spaces.
6	Record Count	6	18-23	N	Required The total number of records submitted in this batch.
7	Portal Error Message Text	30	24-53	A/N	Portal Use The field number in error, along with the error code, when the Portal performed its validation. Trailer records with errors will return the entire batch. The returned batch will contain all requests originally sent. Filled with spaces by the requestor. Up to six errors are returned. The format is NN:CD, NN:CD, NN:CD, NN:CD, NN:CD, NN:CD where 'NN' is equal to the field number and 'CD' is equal to the error code. Valid CD values are: IN = Invalid data RQ = Missing required data NU = Not numeric
8	Filler	347	54-400	A/N	For future versions. For this version, fill with spaces.

D. SUMMARY OF CHANGES

Lists the locations of changes in this document.

CHART C-8: SUMMARY OF CHANGES	
Location	Change
Cover pages	Updated to reflect new contract.
B-2, Response Code	Added information about two new codes.