

**Draft Wireframes (PDF)**

**Content Document**

**About the Draft Wireframes**

- o Most text in the wireframes is representative, intended only to depict the proposed screen design
- o All of the interface elements (e.g. buttons, boxes for data entry) are shown




**About this Content Document**

- o All of the text (with the exception of certain italicized notes) is being proposed for the myE-Verify website
- o Only certain interface elements are shown in the content document

Let us know if you have any questions and thank you in advance for your time reviewing and commenting on the proposed myE-Verify content.

The myE-Verify team

# Wireframe 1.1 – Account Information



## You have chosen to create a myE-Verify Account!

**Error:** You must accept the terms and conditions to continue

You have chosen to create a myE-Verify Account. After you complete the setup of your myE-Verify account, you will be able to access an array of great features. These features include:

**Available Now!**

- Self Check**  
Confirm your employment authorization status
- Self Lock**  
Control the use of your Social Security number in E-Verify and Self Check

**Coming Soon!**

- Document Expiration Reminders**  
Track document expiration dates in one convenient location
- Case History**  
See past use of your Social Security number in E-Verify and Self Check
- Case Tracker**  
Track your E-Verify or Self Check case status

Let's get started!

### myE-Verify Rules of Behavior

By accessing, viewing, or using myE-Verify, you are agreeing to comply with these Rules of Behavior, the Privacy Statement, and all applicable laws and regulations. You must accept these Rules of Behavior by checking the box at the bottom of this page before using myE-Verify.

**Security**

You are entering an official United States Government System, which may be used only for authorized purposes. Every effort is made to ensure the quality, integrity and utility of the information on this site while ensuring privacy and security. Failure to comply with these Rules of Behavior will be considered a security incident under Department of Homeland Security (DHS) policy. If you are involved in a security incident, your user account may be temporarily or permanently disabled or removed with or without prior notice, effectively revoking all access to myE-Verify, your myE-Verify

By clicking this box you are agreeing that you have opened, read and consent to the Terms of Use set forth in the notice.

U.S. Department Of Homeland Security : Dhs.gov U.S. Citizenship And Immigration Services : Uscis.gov OMB Control No. : 1615-0117 Expiration Date: Xx/XX/Xxxx Accessibility

DRAFT

## Wireframe 1.1 – Account Information (Rules of Behavior)

*Language in the scroll box above*

### myE-Verify Rules of Behavior

By accessing, viewing, or using myE-Verify, you are agreeing to comply with these Rules of Behavior, the Privacy Statement, and all applicable laws and regulations. You must accept these Rules of Behavior by checking the box at the bottom of this page before using myE-Verify.

#### Security

You are entering an official United States Government System, which may be used only for authorized purposes. Every effort is made to ensure the quality, integrity and utility of the information on this site while ensuring privacy and security. Failure to comply with these Rules of Behavior will be considered a security incident under Department of Homeland Security (DHS) policy. In you are involved in a security incident, your user account may be temporarily or permanently disabled or removed with or without prior notice, effectively revoking all access to myE-Verify, your myE-Verify credential, username and password, and any myE-Verify data.

**Unauthorized access is a violation of the laws of the United States and DHS policies, and may result in administrative, civil or criminal penalties. You must not attempt to access other users' files or system files without prior authorization. Absence of access controls is not an authorization to access or a waiver of applicable laws, rules, regulations or DHS policies.**

#### Your Use of myE-Verify

Your initial use of myE-Verify required completion of a Self Check query. E-Verify Self Check provides users with confidence that E-Verify will correctly confirm their identity and employment authorization when they start a new job; if Self Check is unable to confirm identity and employment authorization, it provides users with guidance on how to correct discrepancies in records at their convenience. The Terms of Use you agreed to when you used Self Check continue to apply during your use of these additional myE-Verify services.

Your continued use of myE-Verify is for the purpose of receiving a credential and setting up a user account, locking or unlocking your Social Security Number (SSN), and managing your myE-Verify account. In using these myE-Verify services, and any additional myE-Verify services later developed, you understand and agree that:

- Your access is at DHS's discretion.
- Your use is subject to continuous monitoring in accordance with DHS policy.
- You will not circumvent or attempt to circumvent any passwords, security countermeasures or safeguards.

- Your account credential, username and password will be unique and associated directly with a single “live” individual.
- You will verify the information contained in your credential before using it and promptly notify USCIS of any errors.
- You will not maintain more than one account at any given time.
- You will not enter or attempt to enter another person’s information into myE-Verify without their authorization.
- You will take all reasonable measures to protect your credential, user name, password, and activation data (e.g., PIN), and immediately report to USCIS the loss, compromise or destruction of your credential, user name, password or activation data.
- You will not copy your credential, user name or password nor allow any of them to be used by any other person unless authorized.
- You will change or immediately request revocation of your credential, username or password if: (i) any data used to access your credential or the token containing your credential are insecure in any way; or (ii) any of the information contained in the credential, username or password or your identification and authentication information has been changed.
- Any device with which you will interact to use your credential or myE-Verify will have appropriate security controls installed and activated, and the latest updates applied.
- You will use myE-Verify, your credential, and any related service only in accordance with the applicable privacy terms, laws and regulations of this Rules of Behavior.
- You will promptly report any known/observed violations of or non-compliance with these Rules of Behavior including (but not limited to) observed IT security incidents, suspicions of security violations, or posting of inappropriate content, to USCIS.

**You understand and agree to these Rules of Behavior and accept that your use of myE-Verify is subject to monitoring at all times in accordance with DHS policy.**

### **Information You Submit**

United States Citizenship and Immigration Services (USCIS) uses the information you supply to quickly authenticate your identity and to establish and provide you with a myE-Verify account, including the following features: (1) Self Lock; (2) Case History; (3) Case Tracker; and (4) Document Expiration Reminder. Note that initially, the Self Lock feature will be available; future myE-Verify releases will include additional features noted above.

Your use of myE-Verify requires USCIS to use a private sector third party Credential Service Provider (CSP) in order to establish and maintain an electronic credential to ensure that only you are able to access myE-Verify account features. This third party provides identity assurance services to USCIS in accordance with the terms and conditions of a Service Level Agreement (SLA). USCIS does not control or maintain the information gathered or utilized by myE-Verify from this CSP. USCIS receives a response from the CSP containing the result of the authentication and does not receive or store your SSN or date of birth as part of the myE-Verify account. This is why you may need to supply your SSN or date of birth again to use some of the myE-Verify account features such as Self Lock and Case History.

When establishing a myE-Verify account, the CSP will issue you a digital identity, in the form of a digital credential (“credential”), and the use of such credential is subject to these Rules of Behavior. A credential will only be issued to you once your identity has been confirmed. Depending on the nature of the credential, standard messaging rates or connect rates from your mobile phone carrier may apply for the delivery of credentials, (e.g., by SMS text message). USCIS and the CSP may collect and use technical data and related information, including but not limited to technical information about your device, system, and peripherals, that is gathered periodically to facilitate the provision of software updates and product support and to you related to this credential; this information will not be used for any other purpose.

The credential will be used to establish your identity when you try to access myE-Verify and other websites and applications controlled or maintained by USCIS or other DHS components. By agreeing to these Rules of Behavior, you authorize our CSP to provide identity assertions when you attempt to use your credential in these websites and applications. An identity assertion is a statement asserting your identity to USCIS or another governmental agency.

### **Accuracy, Completeness and Timeliness of Information on the Site**

USCIS assumes no responsibility regarding the accuracy of the information that is provided by myE-Verify. You assume all risks of use and the consequences of using the information from the site and any affiliated site, whether accurate or inaccurate.

USCIS does not guarantee the availability of myE-Verify, nor for it to be operational nor to be available to the general public. USCIS does not guarantee that the CSP sites for identity assurance and for access to work authorization information will be accurate, operational or available to the general public. Neither USCIS nor the CSP shall be liable to you due to their inability to perform their obligations by reason of fire, earthquake, flood, labor disruption, lack of approved funding, government shutdown or any failure or delay of any transportation, power, computer or communications system or any other or similar cause beyond their control. The user assumes all risks of accuracy, operational status and of the availability of their credential and myE-Verify services. Only authorized personnel may alter Web pages.

USCIS makes no representations whatsoever about any other Web site as to content, accuracy, inaccuracy or reliability of the information gathered by the CSP provider from its sources. We have no role in selecting or culling out the information sources, but do rely on the expertise of the third party sites to gather relevant information. We will hold the CSP to the standards of security and privacy

included in the terms of the Service Level Agreement and what is laid out in the security and privacy documentation for this service.

### **Your Liability**

If you cause a technical disruption of the site or the systems transmitting the site to you or others by intentional or grossly negligent acts, you agree to be responsible for any and all civil and or criminal penalties, including but not limited to attorney's fees, actual and consequential damages arising from the disruption of the sites, all efforts taken to correct and restore the site, and to defend the rights of the United States Government.

### **Jurisdiction**

The federal laws of the United States govern the terms, conditions and use of this site, and all users irrevocably consent to the exclusive jurisdiction of the federal laws of the United States for any action to enforce these terms, conditions, and use of this site. You **agree that all conduct arising out of our relating to access, and use shall be subject to the laws of the United States of America irrespective of your citizenship or residency, or your actual location at time of access. All claims arising out of or relating to these Rules of Behavior shall be litigated exclusively in United States Federal Courts and you consent to personal jurisdiction in those courts.** You agree to cooperate with and provide all necessary information to DHS, USCIS or the CSP in order to facilitate full compliance with all laws.

This site has been designed to comply with the federal laws of the United States. If any materials on this site or use of this site are contrary to the law of the place where accessed and viewed, the site is not intended for access and view and shall not be used or viewed. Therefore, viewers are responsible for informing themselves of the laws of their specific jurisdiction and complying with them.

### **Accessibility**

USCIS is committed to providing access to our Web pages for individuals with disabilities, both members of the public and federal employees. To meet this commitment, we will comply with the requirements of Section 508 of the Rehabilitation Act. Read more on the Department of Homeland Security Accessibility policy at [www.dhs.gov](http://www.dhs.gov).

### **DHS Seal, Insignia, Visual Identities and other Intellectual Property**

Nothing in these Rules of Behavior shall be interpreted to provide authorization to use the official seal, insignia or other visual identities of the Department of Homeland Security. The DHS seal, insignia, or other visual identities shall not be used in any manner to imply endorsement of any commercial product or activity by DHS, USCIS or the United States Government. Use of the DHS seal without proper authorization violates federal law (e.g., 18 U.S.C. §§ 506, 701, 1017), and is against DHS's policies governing usage of the seal.

Use of this site or the receipt of information from it does not grant any licenses to any copyrights, patents or any other intellectual property rights or the rights to any of the materials on the site or sites or materials accessed by use of the site. Read more on the Department of Homeland Security Intellectual Property Policy at [www.dhs.gov](http://www.dhs.gov).

You warrant that none of the information you provide to obtain a credential, or to access or use myE-Verify (including your e-mail address) infringes any copyright or the intellectual property rights of any third parties. You warrant that neither you nor any entity with whom you do business, is subject to trade sanctions, embargoes, or other restrictions under any applicable laws, and neither you nor any entity with whom you do business, is involved in an end use prohibited under any laws including but not limited to chemical or biological weapons proliferation of nuclear or missile technology proliferation, in either case without complying fully with all applicable laws and obtaining any and all required licenses. You further warrant that you are not subject to any U.S. government or other relevant government order suspending, revoking or denying export privileges.

## **Changes to These Terms**

USCIS reserves the right, at its complete discretion, to modify or discontinue, temporarily or permanently, your credential or myE-Verify (or any part thereof) with or without notice. You agree that neither USCIS nor its CSP will be liable to you or to any third party for any modification, suspension or discontinuance of your credential or myE-Verify, and that USCIS is not liable for any data or information lost as a result of discontinuance of service. Termination of your myE-Verify account may include (a) revocation of your credential (either temporarily or permanently), without prior notice to you; (b) deletion of your username, password and all related information, files and content associated with or inside your account (or any part thereof) and (c) barring further use of myE-Verify. Further, you agree that all termination of myE-Verify shall be made in USCIS's sole discretion and that USCIS shall not be liable to you or any third party for any termination of your account or access to myE-Verify.

USCIS also reserves the right to change these Rules of Behavior at any time by posting revised Rules of Behavior on the site. It is your responsibility to check periodically for any changes USCIS may make to these terms, conditions and use restrictions. If these Rules of Behavior do change, users will be notified by email and asked to re-read and re-acknowledge or risk the temporary disablement of their account at USCIS's discretion, until they re-acknowledge the Rules of Behavior. Continued use of this site following the posting of changes to these terms, conditions and use restrictions means you accept the changes.

By using this website, you agree to be bound by any such revisions and should read these Rules of Behavior each time you seek access to myE-Verify.

## **Acknowledgment**

I acknowledge that I have reviewed and understand my responsibilities, and will comply with the Rules of Behavior for myE-Verify.

**myE-Verify Privacy statement at login:**

## **Our Privacy Commitment to You**

U.S. Citizenship and Immigration Services (USCIS) is committed to maintaining the privacy of your Personally Identifiable Information (PII) in accordance with USCIS standards. That is why



establishing a myE-Verify account requires that you authenticate your identity at high level of assurance before we allow you to access myE-Verify account features that will provide you with access to and control of the use of your information in E-Verify and Self Check.

## **Privacy Act Statement**

**AUTHORITIES:** Section 404 of the Illegal Immigration Reform and Immigrant Responsibility Act of 1996 authorizes us to collect your information.

**PURPOSE:** USCIS uses the information you supply to quickly authenticate your identity and to provide you with a myE-Verify account, including access to the following features: (1) Self Lock; (2) Case History; (3) Case Tracker; and (4) Document Expiration Reminder. USCIS uses a private sector Credential Service Provider (CSP) to establish and maintain your myE-Verify account. USCIS receives a response from the CSP containing the result of the authentication and does not receive or store your Social Security number (SSN) or date of birth as part of the myE-Verify account. This is why you may need to supply your SSN or date of birth again to use some myE-Verify account features such as Self Lock and Case History.

**ROUTINE USES:** The information you provide for a myE-Verify account will be shared with a private sector CSP under contract with USCIS for the purpose of identity authentication. A complete list of routine uses for this information is available in the DHS E-Authentication System of Records (DHS/ALL-0XX) which can be found at <http://www.dhs.gov/privacy>.

**DISCLOSURE:** Providing this information (including your SSN) is voluntary; however failure to provide the requested information will prevent you from authenticating your identity and obtaining a myE-Verify account.

## **Collection, Retention, and Use of Information About You**

Individuals that successfully perform an E-Verify Self Check employment eligibility query and receive an employment authorized response may create a myE-Verify account. For additional information about our privacy practices in Self Check, please see the Self Check Privacy Statement (<http://www.uscis.gov/self-check/our-commitment-privacy>). If you decide to create an account you will be prompted to: enter contact information including your email address and phone number; create a username and password; select security questions and responses; and verify your two-factor passcode delivery methods (text or email address). You should be aware that by registering you have provided permission for the myE-Verify system to send you periodic service announcements and administrative messages via email. You may unsubscribe from these messages at any time.

Because myE-Verify allows access to sensitive data and features beyond employment eligibility status information, (e.g., Self Lock) we require two-factor authentication and an additional identity proofing quiz at a high level of assurance before we can provide you with access to myE-Verify account features. USCIS uses a third party private sector Credential Service Provider (CSP) to establish and maintain your myE-Verify account. As part of the account registration process, you will be presented with a quiz containing questions that only you should be able to answer. These questions are generated through the CSP based on commercial identity verification information (USCIS does not have access to the commercial information), collected by third-party companies from financial institutions, and other services providers. USCIS and the CSP may also collect and use technical data and related

information, including but not limited to technical information about your device, system, and peripherals, that is gathered periodically to facilitate the provision of software updates and product support to you related to this Credential; this information will not be used for any other purpose.

In order to generate the quiz, some of the data you supplied during Self Check (i.e., name, date of birth, and SSN) will be passed to the CSP. You consent to providing such information, including PII to the CSP and agree to the CSP's use, storage and sharing of such information to its affiliates and third parties as needed to confirm your identity, issue credentials or perform authentication services. PII will be used solely for issuing credentials and providing identity authentications, and will be held no longer than is necessary in order to provide you with such services. To ensure you are the same person who originally passed Self Check, these data elements cannot be altered. USCIS does not have access to your quiz questions or the answers you provide. USCIS receives a response from the CSP containing the result of the authentication and does not receive or store your SSN or date of birth as part of the myE-Verify account. This is why you may need to supply your SSN or date of birth again to use some myE-Verify account features such as Self Lock and Case History. If you successfully pass identity proofing, we will ask you to login using the username, password, and the one-time-passcode we sent to you.

The CSP maintains a record of your myE-Verify account on behalf of USCIS. USCIS maintains a record of Self Lock transactions in E-Verify including your name, SSN, date of birth, e-mail address, security questions and answers, and transaction date.




If you would like to learn more about how myE-Verify protects your privacy, please review the myE-Verify Privacy Impact Assessment available at [www.dhs.gov/privacy](http://www.dhs.gov/privacy).

We reserve the right to change this Privacy Statement at any time.

### **Paperwork Reduction Act**

An agency may not conduct or sponsor an information collection, and a person is not required to respond to a collection of information unless it displays a currently valid OMB control number. The public reporting burden for this information collection is estimated at 5 minutes per response for the E-Verify Self Check – Identity Authentication Check, 5 minutes per response for the E-Verify Self Check – Self Check Query, 1 hour and 11 minutes per response for the E-Verify Self Check – Further Action Pursued, and 15 minutes per response for myE-Verify Account Creation. This time burden estimation includes the time for gathering the required documentation and information, reviewing the instructions, and completing and submitting the request. Send comments regarding the burden estimate or any other aspect of this information collection, including suggestions for reducing this burden to: U.S. Citizenship and Immigration Services, Regulatory Coordination Division, Office of Policy and Strategy, 20 Massachusetts Ave. N.W., Washington, D.C., 20529-2140; OMB Control No. 1615-0117. Do not mail your completed request to this address.

# Wireframe 1.2 – Create Username and Password



## Create Username & Password

- 1 Create Username & Password
- 2 Select Security Questions
- 3 Verify Passcode Delivery Methods
- 4 Pass ID Proofing Quiz

Fill out the information below to create an account.

Create a username and password. You can create your own username or select one of the automatically generated usernames below. You will use these each time you log in to your myE-Verify account, so try to create something memorable.

Due to the sensitive nature of the information contained in your myE-Verify account, you are required to enter a one-time passcode, that we send you, each time you log in. This one-time passcode can be delivered by telephone call, text message, or email. We require an email address and at least one telephone number in case you lose access to one of the delivery methods.

All boxes marked with a red asterisk (\*) are required in order to create an account.

**\* Desired Username** ⓘ

  
 Debbie06  
 Debbie2014  
 DZbestz  
 DZbestz2014

**\* Password** ⓘ

  
**\* Confirm Password** ⓘ  

**Password must:**

- be at least eight characters in length
- contain at least one lower and upper case letter
- contain at least one special character
- contain at least one number (0-9)

**Password should:**

- not contain words from the dictionary
- not contain personal data (e.g. social security number or address)
- be adequately complex and not contain simple patterns like "abc123"




**\* City of Birth** ⓘ

**\* Email Address** ⓘ

  
**\* Confirm Email Address** ⓘ

U.S. Department Of Homeland Security : Dhs.gov U.S. Citizenship And Immigration Services : Uscis.gov Accessibility  
OMB Control No.: 1615-0117  
Expiration Date: Xx/Xx/Kcax

## Wireframe 1.23 – Axiom Validation Error



### Account Cannot be Created at this Time

A myE-Verify account cannot be created at this time.

myE-Verify uses a third party to validate your identity. Based on the information that you provided we were unable to do so at this time.

If you feel you have received this message in error, visit the Contact Us page at [Contact Us](#).

U.S. Department Of Homeland Security : [Dhs.gov](#) U.S. Citizenship And Immigration Services : [Uscis.gov](#) [Accessibility](#)  
OMB Control No.: 1615-0117  
Expiration Date: X/xx/xxxx  
[Privacy Policy](#)

# Wireframe 1.4 – Select Security Questions



## Select Security Questions



Select one security question from each of the three drop-down lists below and provide an answer for each question.

You should provide answers that are easily remembered. Your security questions and answers will be used to verify your identity if you forget your password or you have to call the myE-Verify helpdesk.

**Personal Security Questions** ⓘ

All boxes marked with a red asterisk (\*) are required in order to create an account.

**\* Question 1**

Choose...  
Choose...  
\* Who is your favorite person from history?  
What is your favorite movie?  
What was the make of your first car?  
Which first grade school have you attended?  
In what city were you married?  
\* In which hospital were you born?  
What is your favorite sports team?  
What was the name of your first pet?  
What is your favorite hobby?  
What is the name of your first child?

**\* Answer 2**




**\* Question 3**

Choose...

**\* Answer 3**

Cancel Continue

# Wireframe 1.5 – Verify Passcode Delivery Methods





## Verify Passcode Delivery Methods

1 Create Username & Password > 2 Select Security Questions > 3 Verify Passcode Delivery Methods > 4 Pass ID Proofing Quiz

**Error:** You must verify your email address and at least one telephone number.

In this step, we must verify your ability to receive a one-time passcode. Use the options below to add or delete contact information and to verify delivery methods with a one-time passcode. You must confirm your email address and at least one telephone delivery method (voice call or text message to a phone number).

When you select *Click to Verify*, you will be sent a one-time passcode which must be entered within five minutes.

Email Addresses	Verified	Delete
qais.nassiri@associates.hq.dhs.gov	 Click to Verify	

[Add New Email](#)

Telephone Numbers	Type	Verified as Text	Verified as Voice	Delete
-------------------	------	------------------	-------------------	--------

[Add New Number](#)

[Cancel](#) [Continue](#)

U.S. Department Of Homeland Security : Dhs.gov U.S. Citizenship And Immigration Services : Uscis.gov Accessibility  
OMB Control No.: 1615-0117  
Expiration Date: Xx/Xx/Xxxx  
[Privacy Policy](#)

# Wireframe 1.18 – Add Telephone (pop-up)

The wireframe shows a user interface for adding a telephone number. At the top, the 'myE-Verify' logo is on the left, and the U.S. Department of Homeland Security and Social Security Administration logos are on the right. Below the logos is a progress bar with four steps: 1. Create Username, 2. Select Security, 3. Verify Passcode, and 4. Pass ID Proofing Quiz. The 'Verify Passcode' step is currently active.

The main content area is titled 'Verify Passcode Delivery Methods'. It contains a list of delivery methods, each with a 'Verified' status and a 'Delete' button. The methods listed are 'Verified', 'ified', and 'ied as Voice'. The 'Delete' buttons are represented by a trash icon or the text 'Delete'.

A pop-up window titled 'Add New Telephone Number' is centered on the screen. It contains the following text: 'Enter your 10-digit telephone number with an area code. Once you click **Save**, we will prompt you to verify the telephone number. You will need access to the telephone to receive a one-time passcode.'

The pop-up form includes:

- A 'Telephone Number' field with a help icon, containing three input boxes: a parentheses box, a three-digit area code box, and a seven-digit number box.
- A 'Type' dropdown menu with a help icon.
- 'Cancel' and 'Save' buttons at the bottom right of the pop-up.

At the bottom of the page, there is a footer with the following text: 'U.S. Department Of Homeland Security : Dhs.gov U.S. Citizenship And Immigration Services : Uscis.gov', 'OMB Control No.: 1615-0117', 'Expiration Date: Xx/Xx/Xxxx', and 'Accessibility'.

# Wireframe 1.19 – Add Email Address (pop-up)

The wireframe shows a user interface for adding an email address. At the top, the 'myE-Verify' logo is on the left, and the U.S. Department of Homeland Security and Social Security Administration logos are on the right. Below the logos is a progress bar with four steps: 1. Create Username & Password, 2. Select Security Questions, 3. Verify Passcode Delivery Methods (highlighted), and 4. Pass ID Proofing Quiz.




The main content area is titled 'Verify Passcode Delivery Methods'. A pop-up window titled 'Add New Email Address' is open. The pop-up contains the following text: 'Enter your email address. Once you click Save, we will prompt you to verify it. You will need access to the email address to receive a one-time passcode.' Below this text are two input fields: 'Email Address' and 'Confirm Email Address', each with a help icon. At the bottom of the pop-up are 'Cancel' and 'Save' buttons.

In the background, there is a table with columns for 'Verified' and 'Delete'. The first row shows 'Verified' and a trash icon. The second row shows 'Verified as Voice' and 'Delete'. At the bottom of the background page are 'Cancel' and 'Continue' buttons.

At the bottom of the page, there is a footer with the following text: 'U.S Department Of Homeland Security : Dhs.gov U.S. Citizenship And Immigration Services : Uscis.gov', 'OMB Control No.: 1615-0117', 'Expiration Date: Xx/Xx/Xxxx', and 'Accessibility'.



## Wireframe 1.20 – Select Telephone Delivery Method (pop-up)



### Where Should We Send the One-time Passcode?

To complete your login, select one of the delivery methods you established when you set up your account from the options below. You will be required to enter a passcode each time you log into your account.  
\* Using a telephone to receive your passcode is the most secure delivery method.




- Send me a text message to the telephone number (xxx)xxx-8588  
\* Text-messaging rates may apply
- Send me an email to the address q...i@associates.hq.dhs.gov

*I don't have access to any of the delivery methods above.*

[Cancel Login](#) [Send Passcode](#)

U.S. Department Of Homeland Security : [Dhs.gov](#) U.S. Citizenship And Immigration Services : [Uscis.gov](#) [Accessibility](#)  
OMB Control No.: 1615-0117  
Expiration Date: Xx/Xx/Xxxx  
[Privacy Policy](#)

# Wireframe 1.21 – Confirm Deletion (pop-up)



## Verify Passcode Delivery Methods

1 Create Username & Password > 2 Select Security Questions > 3 Verify Passcode Delivery Methods > 4 Pass ID Proofing Quiz

From Your myE-Verify account, you can add or delete contact information (such as email addresses and text or telephone numbers) below to add or delete contact information. You must confirm your email address (and telephone number) when you add or delete contact information. You must enter a new email address or telephone number within five minutes of deleting the information.

**Hidden dialog box text. These messages are not part of the...**

The information below is used to receive a one-time passcode; **by deleting this contact information, it will no longer be available during login.** Are you sure you want to delete the information below?

**Email – elaha810@gmail.com**

After you delete this contact information it will not be available for passcode delivery during login.

No, Go Back    Yes, Delete

Telephone Numbers	Type	Verified as Text	Verified as Voice	Delete
(703) 850-8588	Mobile	✓ Verified	⚠ Click to Verify	🗑




Add New Number

Cancel    Continue

U.S. Department Of Homeland Security : Dhs.gov    U.S. Citizenship And Immigration Services : Uscis.gov    Accessibility

OMB Control No.: 1615-0117  
Expiration Date: Xx/Xx/Xxxx  
Privacy Policy

# Wireframe 1.21 – Confirm Deletion (pop-up)



## Verify Passcode Delivery Methods

1 Create Username & Password > 2 Select Security Questions > 3 Verify Passcode Delivery Methods > 4 Pass ID Proofing Quiz

From Your myE-Verify account, you can add or delete contact information (such as email addresses and text or telephone numbers) below to add or delete contact information. You must confirm your email address (and telephone number) when you add or delete contact information. You must enter a new email address or telephone number within five minutes of deleting the information.

**Hidden dialog box text. These messages are not part of the...**

The information below is used to receive a one-time passcode; **by deleting this contact information, it will no longer be available during login.** Are you sure you want to delete the information below?

**Email – elaha810@gmail.com**




After you delete this contact information it will not be available for passcode delivery during login.

Telephone Numbers	Type	Verified as Text	Verified as Voice	Delete
(703) 850-8588	Mobile	<input checked="" type="checkbox"/> Verified	<input type="checkbox"/> Click to Verify	<input type="button" value="Delete"/>

U.S. Department Of Homeland Security : Dhs.gov U.S. Citizenship And Immigration Services : Uscis.gov  
OMB Control No.: 1615-0117  
Expiration Date: Xx/Xx/Xxxx  
Privacy Policy

Accessibility

# Wireframe 1.22 – Cannot Delete (pop-up)



## Verify Passcode Delivery Methods

1 Create Username & Password   2 Select Security Questions   3 Verify Passcode Delivery Methods   4 Pass ID Proofing Quiz

**Hidden dialog box text. These messages are not part of the...**

The contact information you selected cannot be deleted because you are required to have at least one verified email address and one verified telephone number on record at all times.

You will be able to delete this information after you add replacement contact information.

**Email: qais.nassiri@associates.hq.dhs.gov**




Close

Telephone Numbers	Type	Verified as Text	Verified as Voice	Delete
(703) 850-8588	Mobile	✓ Verified	⚠ Click to Verify	🗑

[Add New Number](#)   [Cancel](#)   [Continue](#)

U.S. Department Of Homeland Security : [Dhs.gov](#)   U.S. Citizenship And Immigration Services : [Uscis.gov](#)   [Accessibility](#)  
OMB Control No.: 1615-0117  
Expiration Date: Xx/Xx/Xxxx  
[Privacy Policy](#)

# Wireframe 1.6 – Confirm Send



## Verify Passcode Delivery Methods

1 Create Username & Password > 2 Select Security Questions > 3 Verify Passcode Delivery Methods > 4 Pass ID Proofing Quiz

**Error:** You must verify your email address and at least one telephone number.

**Hidden dialog box text. These messages are not part..**

Are you sure you want your passcode sent to the email address below?

**Email - qais.nassiri@associates.hq.dhs.gov**

No, Cancel    Yes, send Passcode

Telephone Numbers	Type	Verified as Text	Verified as Voice	Delete

Add New Number

Cancel    Continue

U.S. Department Of Homeland Security : Dhs.gov    U.S. Citizenship And Immigration Services : Uscis.gov    Accessibility

OMB Control No.: 1615-0117  
Expiration Date: Xx/Xx/Xxxx  
Privacy Policy

# Wireframe 1.7 – Enter Passcode (pop-up)

The wireframe shows a web interface for 'myE-Verify'. At the top, there are logos for the U.S. Department of Homeland Security and the Social Security Administration. The main heading is 'Verify Passcode Delivery Methods'. A progress bar indicates four steps: 1. Create Username & Password, 2. Select Security Questions, 3. Verify Passcode Delivery Methods (current step), and 4. Pass ID Proofing Quiz. A pop-up window titled 'Enter Passcode' is centered on the screen. It contains the following text: 'A one-time passcode was sent to the delivery method you selected. Enter the passcode in the box below.' Below this is a text input field labeled 'Passcode' with a help icon. To the right of the input field is a red timer: 'Time remaining: 04:29'. At the bottom of the pop-up are three buttons: 'Cancel', 'Send New Passcode', and 'Submit'. In the background, a table is partially visible with columns for 'Verified' and 'Delete'. Below the table is an 'Add New Number' button. At the bottom of the page, there is a footer with the text: 'U.S. Department Of Homeland Security : Dhs.gov U.S. Citizenship And Immigration Services : Uscis.gov', 'OMB Control No.: 1615-0117', 'Expiration Date: Xx/Xx/Xxxx', and 'Accessibility'.

myE-Verify

U.S. DEPARTMENT OF HOMELAND SECURITY

SOCIAL SECURITY ADMINISTRATION

## Verify Passcode Delivery Methods

1 Create Username & Password > 2 Select Security Questions > 3 Verify Passcode Delivery Methods > 4 Pass ID Proofing Quiz

**Enter Passcode**

A one-time passcode was sent to the delivery method you selected. Enter the passcode in the box below.

Passcode ⓘ

**Time remaining: 04:29**

Cancel Send New Passcode Submit

Verified	Delete
ified	
nk to Verify	

Add New Number

Telephone Numbers	Type	Verified as Text	Verified as Voice	Delete
-------------------	------	------------------	-------------------	--------

Add New Number

Cancel Continue

U.S. Department Of Homeland Security : Dhs.gov U.S. Citizenship And Immigration Services : Uscis.gov

OMB Control No.: 1615-0117

Expiration Date: Xx/Xx/Xxxx

Accessibility

# Wireframe 1.27 – Cancel Delivery Method (pop-up)

The wireframe shows the 'myE-Verify' interface. At the top, there are logos for the U.S. Department of Homeland Security and the Social Security Administration. The main heading is 'Verify Passcode Delivery Methods'. Below this is a progress bar with four steps: 1. Create Username & Password, 2. Select Security Questions, 3. Verify Passcode Delivery Methods (the current step), and 4. Pass ID Proofing Quiz.




A pop-up dialog titled 'Delete Delivery Method' is centered on the screen. The dialog text reads: 'Choosing to cancel without verifying your delivery method will delete it from your account. Are you sure you want to delete the delivery method below? Email - elaha810@gmail.com'. At the bottom of the dialog are two buttons: 'No, Verify Delivery Method' and 'Yes, Delete'.

Behind the dialog, a table of delivery methods is visible. It has columns for 'Verified', 'Delete', and 'Type'. One row shows an email address 'elaha810@gmail.com' with a 'Delete' button (trash icon) and a 'Type' of 'Email'. Another row shows a telephone number with a 'Delete' button and a 'Type' of 'Telephone Numbers'. There are also buttons for 'Add New Email' and 'Add New Number'.

At the bottom right of the main content area, there are 'Cancel' and 'Continue' buttons.

At the bottom of the page, there is a footer with the following text: 'U.S. Department Of Homeland Security : Dhs.gov U.S. Citizenship And Immigration Services : Usis.gov', 'OMB Control No.: 1615-0117', 'Expiration Date: Xx/Xx/Xxxx', and 'Accessibility'.

# Wireframe 1.8 – ID Proofing Quiz Notice



## What Happens Next

- 1 Create Username & Password
- 2 Select Security Questions
- 3 Verify Passcode Delivery Methods
- 4 Pass ID Proofing Quiz

Due to the sensitive nature of the information contained in your myE-Verify account, you must pass another identity proofing quiz.

You will have **only two attempts** to pass this identity proofing quiz with a new set of questions being generated for the second attempt.

Like in Self Check, this is a series of five questions that only you should be able to answer. You will have **only two minutes** to complete the quiz.




If you are unable to pass the identity proofing quiz on the first attempt, new questions will be generated immediately and a new two minute timer will begin.

Select the Continue button to start the quiz.

U.S. Department Of Homeland Security : Dhs.gov U.S. Citizenship And Immigration Services : Uscis.gov Accessibility  
OMB Control No.: 1615-0117  
Expiration Date: Xx/Xx/Xxxx  
Privacy Policy



# Wireframe 1.10 – ID Proofing Quiz



## Identity Proofing Quiz

1 Create Username & Password

2 Select Security Questions

3 Verify Passcode Delivery Methods

4 Pass ID Proofing Quiz

You have two minutes to answer all five questions.

**Time remaining: 01:44**

**In what year does your FAA medical certification expire?**

- 2015
- 2017
- 2016
- 2005
- None of the above

**What material is the hull of your boat, with decal id of 18446744073709551, constructed of?**




- Concrete
- Metal/Steel
- Plastic/Rubber
- Wood
- None of the above

**Which is the manufacturer of your boat with decal id of 18446744073709551?**

- SKEETER
- OMC ALUM GROUP

U. S. Department Of Homeland Security : Dhs.gov U. S. Citizenship And Immigration Services : Uecls.gov Accessibility  
OMB Control No.: 1615-0117  
Expiration Date: Xx/Xx/Xxxx  
Privacy Policy

## Wireframe 1.12 – Quiz Failed Twice



### Unable to Verify Your Identity

We're sorry, you are unable to create a myE-Verify account at this time because the identity assurance service was unable to confirm your identity based on the answers you provided.

There are several reasons why you may not have passed the quiz:

- You may have answered one or more questions incorrectly. Read each one carefully and consider every answer.
- There may be errors in the information on file with the credit reporting bureaus. This could cause a question to be generated that you cannot answer correctly.
- You may have entered your identifying information incorrectly, causing the independent service to ask questions that you are not able to answer.
- You may have run out of time to answer your questions. You are only allowed two minutes to answer all five questions.

Request a free copy of your [credit report](#) to confirm the accuracy of your information. If you find a discrepancy in any of your credit reports you should follow up with the individual credit reporting agency to correct those records. The Federal Trade Commission offers information on your rights related to credit reporting, and detailed information on the steps you can take to correct errors found in your credit reports.




You may continue to use the myE-Verify features that do not require an account.

**If you would like to try again, you may log in to myE-Verify using your username and password. You will be required to wait for a period of 72 hours before attempting to pass the identity quiz again.**

[Return Home](#)

U.S. Department Of Homeland Security : [Dhs.gov](#) U.S. Citizenship And Immigration Services : [Uscis.gov](#) [Accessibility](#)  
OMB Control No.: 1615-0117  
Expiration Date: 10/06/2008  
[Privacy Policy](#)

# Wireframe 1.13 – Successful Account Creation



## Thank You for Completing Account Setup

1 Create Username & Password   2 Select Security Questions   3 Verify Passcode Delivery Methods   4 Pass ID Proofing Quiz

You have successfully created a myE-Verify account. Select **Continue** below to access your account and start using all of the great features available in your myE-Verify account.

You should receive a confirmation email shortly. You can also access your account from your confirmation email.

To log in, you will be required to enter your username, password, and a unique passcode that is sent to you each time you log into your account.

[Continue](#)

U.S Department Of Homeland Security : Dhs.gov   U.S. Citizenship And Immigration Services : Uscis.gov  
OMB Control No.: 1615-0117  
Expiration Date: Xx/Xx/Xxxx  
Privacy Policy

Accessibility

# Wireframe 1.14 – Cancel Account Creation (pop-up)

The wireframe shows the 'myE-Verify' interface. At the top left is the 'myE-Verify' logo. At the top right are the logos for the U.S. Department of Homeland Security and the Social Security Administration. The main heading is 'Verify Passcode Delivery Methods'. Below this is a progress bar with four steps: 1. Create Username & Password, 2. Select Security Questions, 3. Verify Passcode Delivery Methods (highlighted), and 4. Pass ID Proofing Quiz. A pop-up dialog titled 'Cancel Account Creation' is centered on the screen. The dialog text reads: 'You have selected to cancel the myE-Verify account setup process. In the future if you decide you would like access to all the great features myE-Verify has to offer, you would be required to provide your username and password to reactivate your account. Are you sure you want to cancel the myE-Verify account creation process?' The dialog has two buttons: 'No, Continue' and 'Yes, Cancel'. Below the dialog, there are sections for 'Add New Email' and 'Add New Number'. The 'Add New Number' section includes a table with columns: Telephone Numbers, Type, Verified as Text, Verified as Voice, and Delete. At the bottom right of the main content area are 'Cancel' and 'Continue' buttons. The footer contains the following text: 'U.S. Department Of Homeland Security : Dhs.gov U.S. Citizenship And Immigration Services : Uscis.gov', 'OMB Control No.: 1615-0117', 'Expiration Date: Xx/Xx/Xxxx', 'Privacy Policy', and 'Accessibility'.

myE-Verify

U.S. DEPARTMENT OF HOMELAND SECURITY SOCIAL SECURITY ADMINISTRATION

## Verify Passcode Delivery Methods

1 Create Username & Password 2 Select Security Questions 3 Verify Passcode Delivery Methods 4 Pass ID Proofing Quiz

### Cancel Account Creation

You have selected to cancel the myE-Verify account setup process.

In the future if you decide you would like access to all the great features myE-Verify has to offer, you would be required to provide your username and password to reactivate your account.

Are you sure you want to cancel the myE-Verify account creation process?

No, Continue Yes, Cancel

Add New Email




Telephone Numbers	Type	Verified as Text	Verified as Voice	Delete
-------------------	------	------------------	-------------------	--------

Add New Number

Cancel Continue

U.S. Department Of Homeland Security : Dhs.gov U.S. Citizenship And Immigration Services : Uscis.gov  
OMB Control No.: 1615-0117  
Expiration Date: Xx/Xx/Xxxx  
Privacy Policy  
Accessibility

# Wireframe 1.16 – Account Creation Canceled



## Account Creation Canceled

You have selected to cancel the myE-Verify account setup process.




In the future if you decide you would like access to all the great features myE-Verify has to offer, use your username and password to reactivate [your account](#) and complete the account creation process. [USCIS myE-Verify](#)

We hope to see you soon.

[Return Home](#)

U.S. Department Of Homeland Security : [Dhs.gov](#) U.S. Citizenship And Immigration Services : [Usis.gov](#) [Accessibility](#)  
OMB Control No.: 1615-0117  
Expiration Date: Xx/Xx/Xxxx  
[Privacy Policy](#)

## Wireframe 1.24 – Duplicate Account (SSN)



### An Account Has Already Been Created

An account has already been created with this information.


If you previously setup a myE-Verify account, you should have received a confirmation email with details about your account.

You can log in with your username and password below.


If you have not setup a myE-Verify account in the past, you may have an account with a different organization that uses the same system to store accounts. Contact us to activate your myE-Verify account with your existing credentials.

If you are still having difficulties accessing your account, contact us at <(888) 897-7781>.

#### Log In

**Username or Email** 

Remember my username

**Password** 

[Forgot your password?](#)

**Log In**

U.S. Department Of Homeland Security : Dhs.gov U.S. Citizenship And Immigration Services : Uscis.gov Accessibility  
OMB Control No.: 1615-0117  
Expiration Date: Xx/xx/xxxx  
[Privacy Policy](#)

## Wireframe 1.E.1 – Account Creation



Dear Tester:

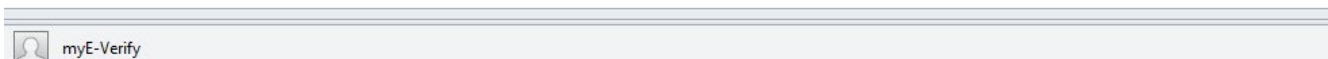
You have begun setting up a myE-Verify account. You have registered your account with the email address, [mmohsin@bwfed.com](mailto:mmohsin@bwfed.com).

You may log in with your username, TZdogz.

Completing account setup is a quick and easy process. The graphic below depicts the steps necessary in completing account creation:



Select the **Log In** button to log in and start using all of the great features available in your myE-Verify account.



## Wireframe 1.E.1 – Successful Account Creation



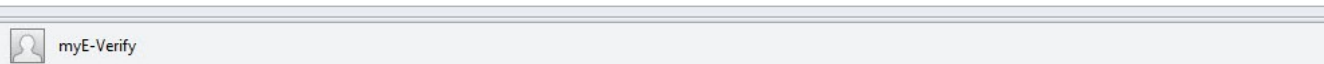
Dear Tester,

You have successfully created a myE-Verify account. You have registered with the email address, [mmohsin@bwfed.com](mailto:mmohsin@bwfed.com).

You may log in with you username, TesterZdogz, or with your registered email address.

Select the **Log In** button to log in start using all of the great features available in your myE-Verify account.

Log In





# Wireframe 2.1 – myE-Verify Home Login Page (Not Logged In)

The wireframe shows the myE-Verify Home Login Page. At the top left is the myE-Verify logo. At the top right are the U.S. Department of Homeland Security and Social Security Administration logos. The main heading is "Welcome to myE-Verify Accounts". Below this is a "Log In" section with a "Username or Email" field, a "Password" field, a "Remember my username" checkbox, a "Log In" button, and a "Forgot your password?" link. A background image of a smiling woman is on the right. Below the login section are two feature categories: "Basic Features" (Use these features without logging in) and "Account Features" (Log in or sign up to use these features). The "Basic Features" section includes "Self Check" (confirm employment status), "Case Tracker" (track case status), and "About myE-Verify" (learn more about accounts). The "Account Features" section includes "Self Lock" (control SSN use), "Case History" (view past SSN use), and "Expiration Reminders" (track document expiration dates). The footer contains government information, an accessibility link, and a large grey checkmark graphic.

**myE-Verify**

U.S. DEPARTMENT OF HOMELAND SECURITY | SOCIAL SECURITY ADMINISTRATION

## Welcome to myE-Verify Accounts

**Log In**

Username or Email

 Remember my username

Password

[Forgot your password?](#)

**Basic Features** Use these features without logging in

- Self Check**  
Confirm your employment authorization status
- Case Tracker**  
Track your E-Verify or Self Check case status
- About myE-Verify**  
Learn more about myE-Verify accounts and features




**Account Features** Log in or sign up to use these features

- Self Lock**  
Control the use of your Social Security number in E-Verify and Self Check
- Case History**  
View past use of your Social Security number in E-Verify and Self Check
- Expiration Reminders**  
Track your document expiration dates

U.S. Department Of Homeland Security : Dhs.gov | U.S. Citizenship And Immigration Services : Uscis.gov Accessibility

OMB Control No.: 1615-0117  
Expiration Date: Xx/Xx/Xxxx  
[Privacy Policy](#)

## Wireframe 2.2 – Select Passcode Delivery Method



### Where Should We Send the One-time Passcode?

To complete your login, select one of the delivery methods you established when you set up your account from the options below. You will be required to enter a passcode each time you log into your account.  
\* Using a telephone to receive your passcode is the most secure delivery method.

- Send me a text message to the telephone number (xxx)xxx-8588  
\* Text-messaging rates may apply
- Send me an email to the address q...i@associates.hq.dhs.gov

*I don't have access to any of the delivery methods above.*

[Cancel Login](#) [Send Passcode](#)

U.S. Department Of Homeland Security : Dhs.gov U.S. Citizenship And Immigration Services : Uscis.gov [Accessibility](#)  
OMB Control No.: 1615-0117  
Expiration Date: Xx/Xx/Xxxx  
[Privacy Policy](#)

## Wireframe 2.3 – Enter Passcode (pop-up)

The wireframe shows a pop-up dialog titled "Enter Passcode" overlaid on a background page. The background page has a header with the "myE-Verify" logo and two circular logos for the U.S. Department of Homeland Security and the Social Security Administration. The main heading on the page is "Where Should We Send the One-time Passcode?". Below this, there is explanatory text and a note: "To complete your login, select one of the delivery methods you established when you set up your account from the options below. You will be required to enter a passcode each time you log into your account. \* Using a telephone to receive your passcode is the most secure delivery method." The pop-up dialog contains the following elements:

- Title:** Enter Passcode
- Text:** A one-time passcode was sent to the delivery method you selected. Enter the passcode in the box below.
- Label:** Passcode (with a help icon)
- Form:** A single-line text input field for the passcode.
- Timer:** Time remaining: 04:43
- Buttons:** Cancel, Send New Passcode, and Submit.



In the background, there are "Login" and "Send Passcode" buttons visible.

U.S. Department Of Homeland Security : Dhs.gov U.S. Citizenship And Immigration Services : Uscis.gov Accessibility  
OMB Control No.: 1615-0117  
Expiration Date: Xx/Xx/Xxxx  
Privacy Policy

# Wireframe 2.4A – Account Home (Full Accounts)

The wireframe shows the 'myE-Verify' account home page. At the top, there is a header with the 'myE-Verify' logo and the official seals of the U.S. Department of Homeland Security and the Social Security Administration. A left-hand navigation menu includes links for Home, About myE-Verify, Self Lock, Self Check, Account Management, and Logout. The main content area is titled 'Home' and greets the user, 'Debbie Zbestz, welcome to your personal myE-Verify account!'. It provides a brief overview of the account's purpose: to lock or unlock the Social Security number (SSN) in E-Verify and Self Check, set document expiration reminders, track case status, see past uses of the SSN, and manage the myE-Verify account. Below this, a section titled 'Account Features' displays six key features, each with an icon, a title, a brief description, and a corresponding action button: 1. Self Lock (Status: Unlocked): Control the use of your SSN in E-Verify and Self Check. Action: Manage Self Lock. 2. Case History: See past use of your SSN in E-Verify and Self Check. Action: View History. 3. Document Expiration Reminder: Track your document expiration dates. Action: Edit Reminders. 4. Case Tracker: Track your E-Verify or Self Check case status. Action: Track Case. 5. Self Check: Confirm your employment eligibility status. Action: Start Self Check. 6. Account Management: Manage contact information, passwords, and more. Action: Manage Account. The footer contains contact information for DHS and USCIS, OMB Control No. 1615-0117, an expiration date placeholder (Xx/Xx/Xxxx), a Privacy Policy link, and an Accessibility link.

## Wireframe 2.5 – Enter Username



### Password Recovery - Enter Username




To begin the password reset process, enter your username or email address below. If you have not completed account creation, you may only use your username.

If you have forgotten your username and email, contact us at <(888) 897-7781>.

**\* Enter Username or Email** ⓘ

U.S. Department Of Homeland Security : Dhs.gov U.S. Citizenship And Immigration Services : Uscis.gov Accessibility  
OMB Control No.: 1615-0117  
Expiration Date: Xx/Xx/Xxxx  
Privacy Policy


## Wireframe 2.6 – Create New Password




### Create New Password

Create your new password below.

Click Finish to return to the myE-Verify homepage to log in to your account.

**\* New Password** 

**\* Confirm New Password** 

Ensure that your password follows the password guidelines below.

Password must:




- be at least eight characters in length
- contain at least one lower and upper case letter
- contain at least one special character
- contain at least one number (0-9)

Password should:

- not contain words from the dictionary
- not contain personal data (e.g. social security number or address)
- be adequately complex and not contain simple patterns like "abc123"

U.S Department Of Homeland Security : Dhs.gov U.S. Citizenship And Immigration Services : Uscis.gov Accessibility  
OMB Control No.: 1615-0117  
Expiration Date: Xx/Xx/Xxxx  
Privacy Policy

## Wireframe 2.7 – Answer Security Questions



### Answer Security Questions

If you have forgotten your password, you will need to answer the following security questions to access your account and change your password.

Failure to correctly answer your security questions will lock your account for 30 minutes. You will be unable to log in to your account during this time.

**Personal Security Questions** ⓘ




**Question: What is your favorite movie?**

**\* Answer**

**Question: Who is your favorite person from history?**

**\* Answer**

## Wireframe 2.16 – Account Locked



### This Account is Temporarily Locked

You have made too many unsuccessful attempts to access this account. The account has been locked for one hour to prevent unauthorized access. If you forgot your password, use the link on the login page to reset your password.

[Return Home](#)

U.S. Department Of Homeland Security : Dhs.gov   U.S. Citizenship And Immigration Services : Uscis.gov   [Accessibility](#)  
OMB Control No.: 1615-0117  
Expiration Date: Xx/xx/xxxx  
[Privacy Policy](#)



## Wireframe 2.17 – Self Lock Info (pop-up)

The wireframe shows the myE-Verify Accounts page. At the top left is the myE-Verify logo. At the top right are the U.S. Department of Homeland Security and Social Security Administration logos. Below the logos is a header "Welcome to myE-Verify Accounts". The main content area features a "Log In" section with a "Username or Email" input field. A "Self Lock Information" pop-up is overlaid on the login form. The pop-up contains the following text: "You must be logged in to use Self Lock. Click the **Close** button below to return to the myE-Verify login screen." and "To learn more about Self Lock, click the **Learn More** button below." The pop-up has a "Close" button and a "Learn More" button. Below the login form are three feature cards: "Confirm your employment authorization status", "Track your E-Verify or Self Check case status", and "Learn more about myE-Verify accounts and features". Below these cards is an "Account Features" section with the text "Log in or sign up to use these features". This section contains three feature cards: "Self Lock" (Control the use of your Social Security number in E-Verify and Self Check), "Case History" (View past use of your Social Security number in E-Verify and Self Check), and "Expiration Reminders" (Track your document expiration dates). At the bottom of the page is a footer with the following text: "U.S. Department Of Homeland Security : Dhs.gov U.S. Citizenship And Immigration Services : Uscis.gov", "OMB Control No.: 1615-0117", "Expiration Date: Xx/Xx/Xxxx", "Privacy Policy", and "Accessibility".

myE-Verify

U.S. DEPARTMENT OF HOMELAND SECURITY

SOCIAL SECURITY ADMINISTRATION

### Welcome to myE-Verify Accounts

Log In

Username or Email

#### Self Lock Information

You must be logged in to use Self Lock. Click the **Close** button below to return to the myE-Verify login screen.

To learn more about Self Lock, click the **Learn More** button below.

Close Learn More

Confirm your employment authorization status

Track your E-Verify or Self Check case status

Learn more about myE-Verify accounts and features

#### Account Features

Log in or sign up to use these features

**Self Lock**  
Control the use of your Social Security number in E-Verify and Self Check

**Case History**  
View past use of your Social Security number in E-Verify and Self Check

**Expiration Reminders**  
Track your document expiration dates

U.S. Department Of Homeland Security : Dhs.gov U.S. Citizenship And Immigration Services : Uscis.gov




OMB Control No.: 1615-0117

Expiration Date: Xx/Xx/Xxxx

Privacy Policy

Accessibility

## Wireframe 2.20 – Call Helpdesk



### Please Contact the myE-Verify Helpdesk

If you have forgotten your password or have lost access to your delivery methods and are unable to access your account, contact us at <(888) 897-7781>.

[Return Home](#)

U.S. Department Of Homeland Security : Dhs.gov   U.S. Citizenship And Immigration Services : Uscis.gov   [Accessibility](#)  
OMB Control No.: 1615-0117  
Expiration Date: xx/xx/xxxx  
[Privacy Policy](#)

## Wireframe 2.21 – Duplicate Account Transition (Self Check)



**myE-Verify**

### Completing Account Creation

It looks like you did not complete your myE-Verify account setup.



To access the features of myE-Verify you must complete the account creation process.

Click on the **Continue** button below to complete the remaining steps in account setup.

U.S. Department Of Homeland Security : Dhs.gov U.S. Citizenship And Immigration Services : Uscis.gov Accessibility

OMB Control No.: 1615-0117  
Expiration Date: Xx/xx/xxxx  
Privacy Policy

## Wireframe 2.22 – SSN & DOB Entry (Direct Login)



### Enter Social Security Number, Date of Birth, and City of Birth

It looks like you did not complete your myE-Verify account setup.

We will take you through the steps to complete account creation.

Provide your Social Security number and date of birth to get started.

All boxes marked with a red asterisk (\*) are required in order to create an account.

**\* Social Security Number (SSN)** ⓘ

-  -

**\* Date of Birth** ⓘ

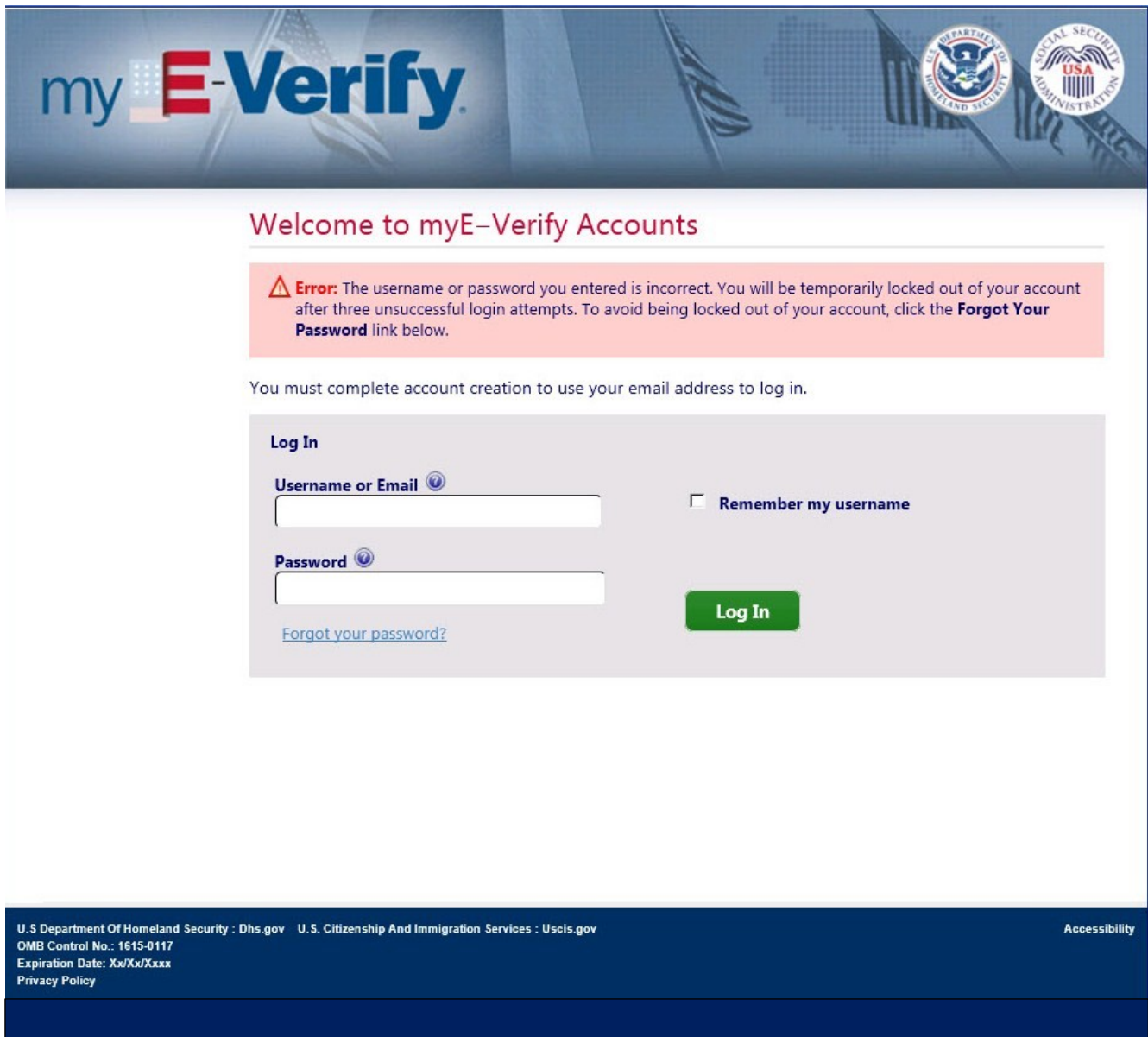
**\* City of Birth** ⓘ

By clicking this box you are agreeing that you have opened, read and consent to the Terms of Use set forth in the notice. ([Terms of Use](#))

U.S. Department Of Homeland Security : [Dhs.gov](#) U.S. Citizenship And Immigration Services : [Uscis.gov](#) Accessibility

OMB Control No.: 1615-0117  
Expiration Date: Xx/xx/xxxx  
[Privacy Policy](#)

## Wireframe 2.23 – myE-Verify Home (Not Logged In)



The wireframe shows the myE-Verify home page for a user who is not logged in. At the top, there is a header with the myE-Verify logo on the left and the U.S. Department of Homeland Security and Social Security Administration logos on the right. Below the header, a red banner displays an error message: "Error: The username or password you entered is incorrect. You will be temporarily locked out of your account after three unsuccessful login attempts. To avoid being locked out of your account, click the **Forgot Your Password** link below." Below the error message, a text prompt states: "You must complete account creation to use your email address to log in." The main content area features a "Log In" section with two input fields: "Username or Email" and "Password". To the right of the "Username or Email" field is a checkbox labeled "Remember my username". Below the "Password" field is a green "Log In" button and a blue link for "Forgot your password?". The footer contains the following text: "U.S Department Of Homeland Security : Dhs.gov U.S. Citizenship And Immigration Services : Uscis.gov", "OMB Control No.: 1615-0117", "Expiration Date: Xx/Xx/Xxxx", "Privacy Policy", and "Accessibility".

myE-Verify

U.S. DEPARTMENT OF HOMELAND SECURITY

SOCIAL SECURITY ADMINISTRATION

### Welcome to myE-Verify Accounts


**Error:** The username or password you entered is incorrect. You will be temporarily locked out of your account after three unsuccessful login attempts. To avoid being locked out of your account, click the **Forgot Your Password** link below.

You must complete account creation to use your email address to log in.

**Log In**

Username or Email 

Remember my username

Password 

[Forgot your password?](#)

**Log In**

U.S Department Of Homeland Security : Dhs.gov U.S. Citizenship And Immigration Services : Uscis.gov




OMB Control No.: 1615-0117

Expiration Date: Xx/Xx/Xxxx

Privacy Policy

Accessibility

# Wireframe 3.1 – Account Management Home



- Home
- About myE-Verify
- Self Lock
- Self Check
- Account Management**
- Logout

## Account Management

Your account information is below. Use this page to view and edit your account information.

### Account Information

Username: Debbie06

Password: \*\*\*\*\* [Change Password](#)

---

### Contact Information

Name: Debbie Zbestz

Email Address: qais.nassiri@associates.hq.dhs.gov

Mobile Telephone: ( 703 ) 850 - 8588 [Manage Contact Information](#)

---

### Security Questions

Click **Select New Security Questions** to change your security questions and answers. [Select New Security Questions](#)

---

### Close Account

To close your account and terminate access to all myE-Verify account features, click the **Close Account** Button. [Close Account](#)

[Return Home](#)




U.S. Department Of Homeland Security : [Dhs.gov](#) U.S. Citizenship And Immigration Services : [Uscis.gov](#) Accessibility

OMB Control No.: 1615-0117

Expiration Date: Xx/Xx/Xxxx

[Privacy Policy](#)

# Wireframe 3.2 – Change Password



- Home
- About myE-Verify
- Self Lock
- Self Check
- Account Management**
- Logout

## Change Your Password

To change your password, enter your current password below and create a new password that follows the guidelines below.

**\* Current Password** ⓘ

**\* New Password** ⓘ

**\* Confirm New Password** ⓘ

Password guidelines:

Password must:

- be at least eight characters in length
- contain at least one lower and upper case letter
- contain at least one special character
- contain at least one number (0-9)




Password should:

- not contain words from the dictionary
- not contain personal data (e.g. social security number or address)
- be adequately complex and not contain simple patterns like "abc123"

U.S. Department Of Homeland Security : [Dhs.gov](#) U.S. Citizenship And Immigration Services : [Uscis.gov](#) Accessibility

OMB Control No.: 1615-0117  
Expiration Date: Xx/Xx/Xxxx  
[Privacy Policy](#)



# Wireframe 3.3 – Manage Contact Information






- Home
- About myE-Verify
- Self Lock
- Self Check
- Account Management**
- Logout

## Manage Contact Information

Use the options below to add or delete contact information or to verify delivery methods for a one-time passcode. If you verify a delivery method, it will be available during login to receive a passcode.

Email Addresses	Verified	Delete
qais.nassiri@associates.hq.dhs.gov	 Verified	

[Add New Email](#)

Telephone Numbers	Type	Verified as Text	Verified as Voice	Delete
(703) 850-8588	Mobile	 Verified	 <a href="#">Click to Verify</a>	




[Add New Number](#)

[Go Back](#)

U.S. Department Of Homeland Security : [Dhs.gov](#) U.S. Citizenship And Immigration Services : [Uscis.gov](#) Accessibility  
OMB Control No.: 1615-0117  
Expiration Date: Xx/Xx/Xxxx  
[Privacy Policy](#)



# Wireframe 3.4 – Add New Telephone Number



Home

About myE-Verify

Self Lock

Self Check

**Account Management**

Logout

## Manage Contact Information

Use the options below to add or delete contact information or to verify delivery methods for a one-time passcode.

**Hidden dialog box text. These messages are not part..**

Enter your 10-digit telephone number with an area code. Once you click **Save**, we will prompt you to verify the telephone number. You will need access to the telephone to receive a one-time passcode.

**Telephone Number** ⓘ


( | ) | - |

**Type** ⓘ


| ▾

Cancel Save

Verified Delete

ified 

ied as Voice Delete

k to Verify 

Go Back

U.S. Department Of Homeland Security : Dhs.gov U.S. Citizenship And Immigration Services : Uscis.gov

OMB Control No.: 1615-0117

Expiration Date: Xx/Xx/Xxxx

Privacy Policy

Accessibility

# Wireframe 3.5 – Add New Email Address

The wireframe shows a web interface for 'myE-Verify'. At the top, there is a navigation menu with 'Home', 'About myE-Verify', 'Self Lock', 'Self Check', 'Account Management' (highlighted), and 'Logout'. The main content area is titled 'Manage Contact Information' and contains a table of contact information. A modal dialog box is open in the center, titled 'Hidden dialog box text. These messages are not part..'. The dialog contains the following text: 'Enter your email address. Once you click Save, we will prompt you to verify it. You will need access to the email address to receive a one-time passcode.' Below this text are two input fields: 'Email Address' and 'Confirm Email Address', each with a help icon. At the bottom of the dialog are 'Cancel' and 'Save' buttons. The background table has columns for 'Verified' and 'Delete'. The footer contains the text: 'U.S. Department Of Homeland Security : Dhs.gov U.S. Citizenship And Immigration Services : Uscis.gov', 'OMB Control No.: 1615-0117', 'Expiration Date: Xx/Xx/Xxxx', 'Privacy Policy', and 'Accessibility'.

myE-Verify

U.S. DEPARTMENT OF HOMELAND SECURITY

SOCIAL SECURITY ADMINISTRATION

Home

About myE-Verify

Self Lock

Self Check

Account Management

Logout

## Manage Contact Information

Use the options below to add or delete contact information or to verify delivery methods for a one-time passcode.

**Hidden dialog box text. These messages are not part..**

Enter your email address. Once you click Save, we will prompt you to verify it. You will need access to the email address to receive a one-time passcode.

Email Address

Confirm Email Address

Verified Delete

Deleted as Voice Delete

Go Back

Cancel Save

U.S. Department Of Homeland Security : Dhs.gov U.S. Citizenship And Immigration Services : Uscis.gov

OMB Control No.: 1615-0117

Expiration Date: Xx/Xx/Xxxx

Privacy Policy

Accessibility

# Wireframe 3.6 – Select Telephone Delivery Method (pop-up)

The wireframe shows the 'myE-Verify' interface. At the top left is the logo. On the right are the U.S. Department of Homeland Security and Social Security Administration logos. A left sidebar contains navigation links: Home, About myE-Verify, Self Lock, Self Check, Account Management (highlighted), and Logout. The main content area is titled 'Manage Contact Information' and includes a sub-header and a paragraph of instructions. A pop-up dialog box is centered, containing a title, instructions, a telephone number, two radio button options for delivery methods, and 'Cancel' and 'Send Passcode' buttons. The background shows a table of contact information with columns for 'Verified' and 'Delete', and a 'Go Back' button at the bottom right. The footer contains government agency information and an accessibility link.

**myE-Verify**

U.S. DEPARTMENT OF HOMELAND SECURITY | SOCIAL SECURITY ADMINISTRATION

Home  
About myE-Verify  
Self Lock  
Self Check  
**Account Management**  
Logout

## Manage Contact Information

Use the options below to add or delete contact information or to verify delivery methods for a one-time passcode. If you verify a delivery method, it will be available during login to receive a passcode.

**Hidden dialog box text. These messages are not part..**

Select your preferred delivery method from the list below to verify your new telephone number.

**Telephone Number - (202) 447-0671**

- Send me a text message to my telephone number  
*\*Text-messaging rates may apply*
- Call me with the passcode

Cancel Send Passcode

Verified	Delete
Verified	Delete
Verified as Voice	Delete
Link to Verify	Delete
Link to Verify	Delete

Go Back

U. S. Department Of Homeland Security : Dhs.gov U. S. Citizenship And Immigration Services : Uscis.gov  
OMB Control No.: 1615-0117  
Expiration Date: Xx/Xx/Xxxx  
Privacy Policy

Accessibility

# Wireframe 3.7 – Confirm Deletion (pop-up)

**my E-Verify**

U.S. DEPARTMENT OF HOMELAND SECURITY U.S. SOCIAL SECURITY ADMINISTRATION

## Verify Passcode Delivery Methods

1 Create Username & Password >> 2 Select Security Questions >> 3 **Verify Passcode Delivery Methods** >> 4 Pass ID Proofing Quiz

**Confirm Deletion**

The information below is used to receive a one-time passcode; **by deleting this contact information, it will no longer be available during login.** Are you sure you want to delete the information below?

**Email – elaha810@gmail.com**

After you delete this contact information it will not be available for passcode delivery during login.

Telephone Numbers	Type	Verified as Text	Verified as Voice	Delete
(703) 850-8588	Mobile	<input checked="" type="checkbox"/> Verified	<input type="button" value="Click to Verify"/>	<input type="button" value="Delete"/>

U.S. Department Of Homeland Security : Dhs.gov U.S. Citizenship And Immigration Services : Uscis.gov Accessibility

OMB Control No.: 1615-0117  
 Expiration Date: Xx/Xx/Xxxx  
 Privacy Policy

# Wireframe 3.8 – Cannot Delete (pop-up)

The wireframe shows the 'myE-Verify' interface. At the top left is the 'myE-Verify' logo. At the top right are the logos for the U.S. Department of Homeland Security and the Social Security Administration. The main heading is 'Verify Passcode Delivery Methods'. Below this is a progress bar with four steps: 1. Create Username & Password, 2. Select Security Questions, 3. Verify Passcode Delivery Methods (current step), and 4. Pass ID Proofing Quiz. A pop-up message is displayed in the center, titled 'Cannot Delete at this Time'. The message text reads: 'The contact information you selected cannot be deleted because you are required to have at least one verified email address and one verified telephone number on record at all times. You will be able to delete this information after you add replacement contact information. Email: elaha810@gmail.com'. A 'Close' button is located at the bottom right of the pop-up. Below the pop-up is a green 'Add New Number' button. To the right of the pop-up, a table shows a list of contact information with 'Delete' buttons. At the bottom right, there are 'Cancel' and 'Continue' buttons. The footer contains the following text: 'U.S. Department Of Homeland Security : Dhs.gov U.S. Citizenship And Immigration Services : Uscis.gov', 'OMB Control No.: 1615-0117', 'Expiration Date: Xx/Xx/Xxxx', 'Privacy Policy', and 'Accessibility'.

myE-Verify

U.S. DEPARTMENT OF HOMELAND SECURITY

SOCIAL SECURITY ADMINISTRATION

## Verify Passcode Delivery Methods

1 Create Username & Password >> 2 Select Security Questions >> 3 Verify Passcode Delivery Methods >> 4 Pass ID Proofing Quiz

**Cannot Delete at this Time**

The contact information you selected cannot be deleted because you are required to have at least one verified email address and one verified telephone number on record at all times.

You will be able to delete this information after you add replacement contact information.

**Email: elaha810@gmail.com**

Close

Add New Number

Cancel Continue

U.S. Department Of Homeland Security : Dhs.gov U.S. Citizenship And Immigration Services : Uscis.gov

OMB Control No.: 1615-0117

Expiration Date: Xx/Xx/Xxxx

Privacy Policy

Accessibility

# Wireframe 3.9 – Confirm Send (pop-up)

The wireframe shows the 'myE-Verify' interface. At the top, there are logos for the U.S. Department of Homeland Security and the Social Security Administration. The main heading is 'Verify Passcode Delivery Methods'. Below this is a progress bar with four steps: 1. Create Username & Password, 2. Select Security Questions, 3. Verify Passcode Delivery Methods (the current step), and 4. Pass ID Proofing Quiz.

A pop-up dialog titled 'Confirm Send' is centered on the screen. It asks: 'Are you sure you want your passcode sent to the email address below?' and displays the email address 'Email - qais.nassiri@associates.hq.dhs.gov'. At the bottom of the dialog are two buttons: 'No, Cancel' and 'Yes, send Passcode'.

In the background, there is a table with columns: 'Telephone Numbers', 'Type', 'Verified as Text', 'Verified as Voice', and 'Delete'. A table row is partially visible with a 'Verified' status and a 'Delete' button (trash icon). Below the table is an 'Add New Number' button. At the bottom right of the main content area are 'Cancel' and 'Continue' buttons.

At the bottom of the page, there is a footer with the following text: 'U.S Department Of Homeland Security : Dhs.gov U.S. Citizenship And Immigration Services : Uscis.gov', 'OMB Control No.: 1615-0117', 'Expiration Date: Xx/Xx/Xxxx', and 'Privacy Policy'. The word 'Accessibility' is also present in the footer.

# Wireframe 3.10 – Enter Passcode (pop-up)

The wireframe shows a web interface for 'myE-Verify'. At the top, there is a header with the 'myE-Verify' logo and two circular logos for the U.S. Department of Homeland Security and the Social Security Administration. A left sidebar contains navigation links: Home, About myE-Verify, Self Lock, Self Check, Account Management (highlighted), and Logout. The main content area is titled 'Manage Contact Information' and includes a sub-header: 'Use the options below to add or delete contact information or to verify delivery methods for a one-time passcode. If you verify a delivery method, it will be available during login to receive a passcode.' Below this is a table with columns for 'Email Addresses', 'Verified', and 'Delete'. A 'Go Back' button is located at the bottom right of the main content area. A 'Enter Passcode' pop-up dialog is centered on the screen. The dialog has a title bar 'Enter Passcode' and contains the following text: 'A one-time passcode was sent to the delivery method you selected. Enter the passcode in the box below.' Below the text is a 'Passcode' label with a help icon, a text input field, and a red timer: 'Time remaining: 04:24'. At the bottom of the dialog are three buttons: 'Cancel', 'Send New Passcode', and 'Submit'. The footer of the page contains the following text: 'U. S Department Of Homeland Security : Dhs.gov U. S. Citizenship And Immigration Services : Useis.gov', 'OMB Control No.: 1615-0117', 'Expiration Date: Xx/Xx/Xxxx', 'Privacy Policy', and 'Accessibility'.

myE-Verify

U.S. DEPARTMENT OF HOMELAND SECURITY

SOCIAL SECURITY ADMINISTRATION

Home

About myE-Verify

Self Lock

Self Check

Account Management

Logout

## Manage Contact Information

Use the options below to add or delete contact information or to verify delivery methods for a one-time passcode. If you verify a delivery method, it will be available during login to receive a passcode.

Email Addresses	Verified	Delete
qa...	ified	
A	ied as Voice	Delete
(70	k to Verify	
(20	k to Verify	
A		

Go Back

### Enter Passcode

A one-time passcode was sent to the delivery method you selected. Enter the passcode in the box below.

Passcode

Time remaining: 04:24

Cancel Send New Passcode Submit

U. S Department Of Homeland Security : Dhs.gov U. S. Citizenship And Immigration Services : Useis.gov

OMB Control No.: 1615-0117

Expiration Date: Xx/Xx/Xxxx

Privacy Policy

Accessibility

# Wireframe 3.16 – Cancel Delivery Method (pop-up)

The wireframe shows the 'Verify Passcode Delivery Methods' page. At the top, there is a 'my E-Verify' logo and two official seals: the U.S. Department of Homeland Security and the Social Security Administration. Below the logo is a progress bar with four steps: 1. Create Username & Password, 2. Select Security Questions, 3. Verify Passcode Delivery Methods (the current step), and 4. Pass ID Proofing Quiz.


The main content area is titled 'Verify Passcode Delivery Methods'. It contains a table of delivery methods. A pop-up dialog box is overlaid on the table, titled 'Delete Delivery Method'. The dialog contains the following text: 'Choosing to cancel without verifying your delivery method will delete it from your account. Are you sure you want to delete the delivery method below? Email - qais.nassiri@associates.hq.dhs.gov'. At the bottom of the dialog are two buttons: 'No, Verify Delivery Method' and 'Yes, Delete'.

Below the dialog, the table has columns: Telephone Numbers, Type, Verified as Text, Verified as Voice, and Delete. There is an 'Add New Number' button below the table. At the bottom right of the page are 'Cancel' and 'Continue' buttons.

At the bottom of the page, there is a footer with the following text: 'U.S Department Of Homeland Security : Dhs.gov U.S. Citizenship And Immigration Services : Uscis.gov', 'OMB Control No.: 1615-0117', 'Expiration Date: Xx/Xx/Xxxx', 'Privacy Policy', and 'Accessibility'.



# Wireframe 3.11 – Select New Security Questions



myE-Verify

U.S. DEPARTMENT OF HOMELAND SECURITY

SOCIAL SECURITY ADMINISTRATION

Home

About myE-Verify

Self Lock

Self Check


**Account Management**


Logout


## Select New Security Questions

Your security questions are just one aspect of the security of your myE-Verify account. Be certain that you know the answers to your security questions. The best answers are simple, memorable to you, can't be easily guessed, and don't change over time.


To change security question or their answers, you must update all of the fields below.

**\* Question 1** 

Choose... 


**\* Answer 1** 

**\* Question 2**

Choose... 

**\* Answer 2**

**\* Question 3**

Choose... 

**\* Answer 3**

[Cancel](#) [Save Changes](#)




U.S. Department Of Homeland Security : Dhs.gov U.S. Citizenship And Immigration Services : Uscis.gov Accessibility

OMB Control No.: 1615-0117

Expiration Date: Xx/Xx/Xxxx

Privacy Policy

## Wireframe 3.12 – Close Account




- Home
- About myE-Verify
- Self Lock
- Self Check
- Account Management**
- Logout

### Close Account

You have selected to close your myE-Verify account. This means you will no longer have access to any of the features in your myE-Verify account. In the future if you decide you would like access to all the great features myE-Verify has to offer, contact us at (888) 897-7781 to reactivate your account.

Are you sure you want to close your account?

Enter your password and confirm below.

\* Password 

[No, Return Home](#) [Yes, Close Account](#)




U.S. Department Of Homeland Security : Dhs.gov U.S. Citizenship And Immigration Services : Uscis.gov Accessibility

OMB Control No.: 1615-0117

Expiration Date: Xx/Xx/Xxxx

[Privacy Policy](#)

## Wireframe 3.13 – Acknowledgement of Close



### Account Closed

You have closed this myE-Verify account [HYPERLINK TO USCIS SELF CHECK PORTAL](#).

[Return Home](#)

U.S. Department Of Homeland Security : [Dhs.gov](#)   U.S. Citizenship And Immigration Services : [Uscis.gov](#)   [Accessibility](#)  
OMB Control No. : 1615-0117  
Expiration Date: Xx/xx/xxxx  
[Privacy Policy](#)

## Wireframe 3.14 – System Unavailable



### System Unavailable

---

The myE-Verify system is currently unavailable.

We apologize for the inconvenience and ask that you log in at a later time.

If you continue to receive this message, report the problem by calling (888) 897-7781, TTY at (877) 875-6028, or emailing [mye-verify@dhs.gov](mailto:mye-verify@dhs.gov) with the subject line myE-Verify Error.

## Wireframe 3.15 – Expired Password (pop-up)

The wireframe shows a web page for creating a new password. At the top left is the 'myE-Verify' logo. At the top right are the logos for the U.S. Department of Homeland Security and the Social Security Administration. The main heading is 'Create New Password' in red. Below it, the text says 'Create your new password below.' and 'Click Finish'. A modal pop-up titled 'Change Your Password' is centered on the screen. The pop-up text reads: 'Your myE-Verify account password has expired. To access your account and the myE-Verify features you must change your password.' The pop-up has a 'Close' button. In the background, the password creation form is visible, including a 'New Password' field, a 'Confirm' field, and a list of password requirements: 'at least eight characters in length', 'at least one lower and upper case letter', 'at least one special character', and 'contain at least one number (0-9)'. Below these are the instructions 'Password should:' followed by a list: 'not contain words from the dictionary', 'not contain personal data (e.g. social security number or address)', and 'be adequately complex and not contain simple patterns like "abc123"'. At the bottom right of the form area are 'Cancel' and 'Finish' buttons. The footer contains the following text: 'U.S. Department Of Homeland Security : Dhs.gov U.S. Citizenship And Immigration Services : Uscis.gov', 'OMB Control No.: 1615-0117', 'Expiration Date: 10/31/2017', 'Privacy Policy', and 'Accessibility'.

myE-Verify

U.S. DEPARTMENT OF HOMELAND SECURITY

SOCIAL SECURITY ADMINISTRATION

### Create New Password

Create your new password below.

Click Finish

#### Change Your Password

Your myE-Verify account password has expired. To access your account and the myE-Verify features you must change your password.

Close

\* New Password

\* Confirm

password follows the password

at least eight characters in length

at least one lower and upper case letter

at least one special character

- contain at least one number (0-9)

Password should:

- not contain words from the dictionary
- not contain personal data (e.g. social security number or address)
- be adequately complex and not contain simple patterns like "abc123"

Cancel Finish

U.S. Department Of Homeland Security : Dhs.gov U.S. Citizenship And Immigration Services : Uscis.gov

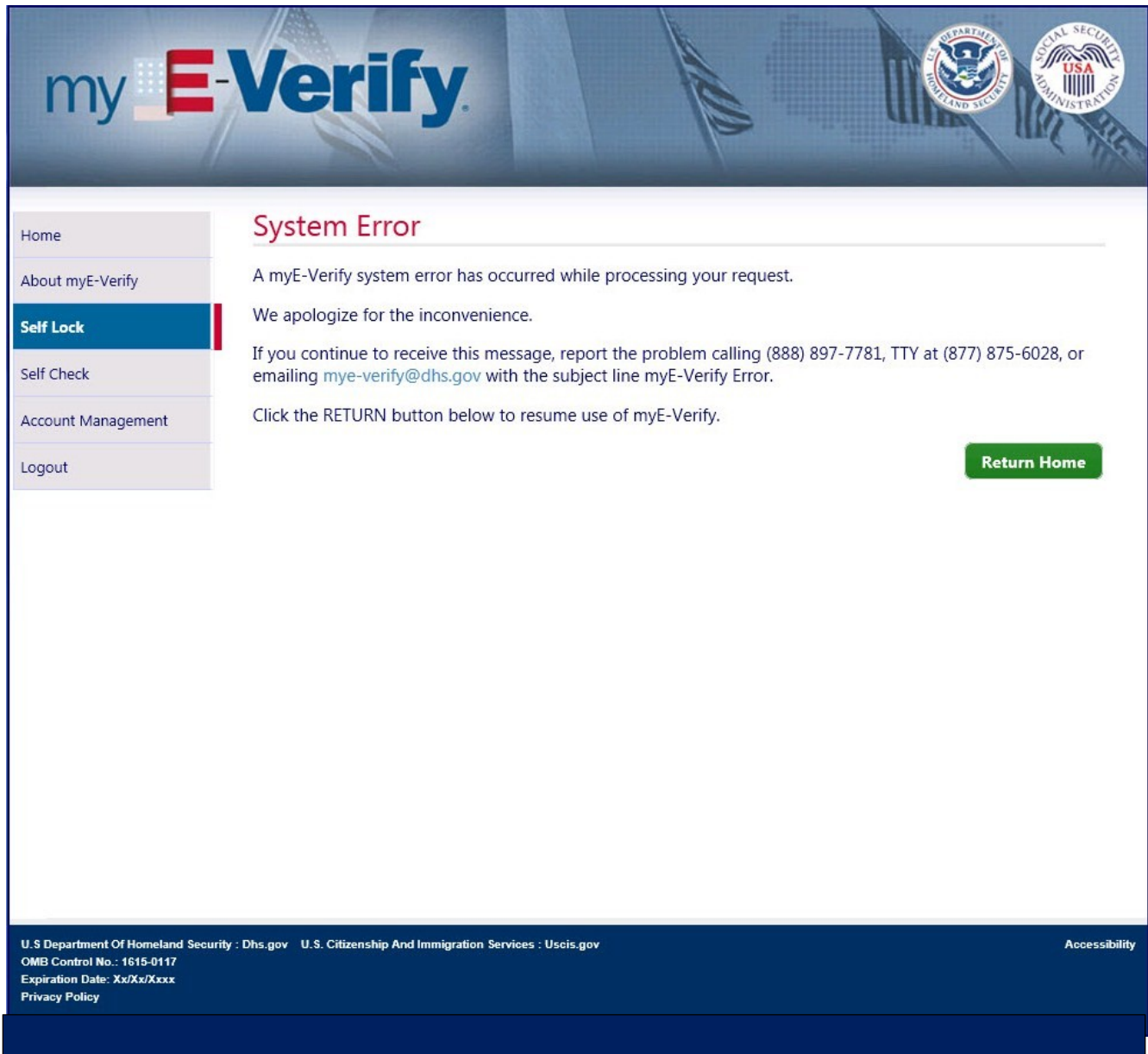
OMB Control No.: 1615-0117

Expiration Date: 10/31/2017

Privacy Policy

Accessibility

# Wireframe 3.17 – System Error



The wireframe shows a system error page for myE-Verify. At the top, there is a header with the myE-Verify logo on the left and the U.S. Department of Homeland Security and Social Security Administration logos on the right. Below the header is a navigation menu with links for Home, About myE-Verify, Self Lock (highlighted), Self Check, Account Management, and Logout. The main content area features a red heading 'System Error' followed by three paragraphs of text: 'A myE-Verify system error has occurred while processing your request.', 'We apologize for the inconvenience.', and 'If you continue to receive this message, report the problem calling (888) 897-7781, TTY at (877) 875-6028, or emailing [mye-verify@dhs.gov](mailto:mye-verify@dhs.gov) with the subject line myE-Verify Error.' Below this text is a green 'Return Home' button. The footer contains contact information for DHS and USCIS, including OMB Control No. 1615-0117, Expiration Date: Xx/Xx/Xxxx, Privacy Policy, and an Accessibility link.

# Email 3.E.1– Password Expiration Reminder (30day/15day/1day)



Dear hermione,


Your myE-Verify account password will expire in 30 days if you do not take action.

To update your password, [log in](#) to your myE-Verify account.

Thanks and have a great day!

The myE-Verify Team

**This email has been automatically generated. Do not respond to this email. If you wish to no longer receive emails regarding your myE-Verify account you will need to close this account. By closing this account you will no longer have access to myE-Verify or any of its features.**



Dear harry,


Your myE-Verify account password will expire in 15 days if you do not take action.

To update your password, [log in](#) to your myE-Verify account.

Thanks and have a great day!

The myE-Verify Team

**This email has been automatically generated. Do not respond to this email. If you wish to no longer receive emails regarding your myE-Verify account you will need to close this account. By closing this account you will no longer have access to myE-Verify or any of its features.**





Dear ron,

Your myE-Verify account password will expire in 1 day if you do not take action.

To update your password, [log in](#) to your myE-Verify account.

Thanks and have a great day!

The myE-Verify Team

**This email has been automatically generated. Do not respond to this email. If you wish to no longer receive emails regarding your myE-Verify account you will need to close this account. By closing this account you will no longer have access to myE-Verify or any of its features.**

 myE-Verify



DRAFT



# Email 3.E.2– Password Expired



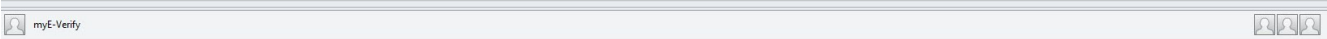
Dear ginny,

Your myE-Verify password has expired. To reset your password, [log in](#) to your account, then follow the Change Password instructions. You must reset your password before you can access your myE-Verify account features.

Thanks and have a great day!

The myE-Verify Team

**This email has been automatically generated. Do not respond to this email. If you wish to no longer receive emails regarding your myE-Verify account you will need to close this account. By closing this account you will no longer have access to myE-Verify or any of its features.**



DRAFT

## Email 3.E.3– Account Closure Warning (30day/15day/1day)



Dear ron,

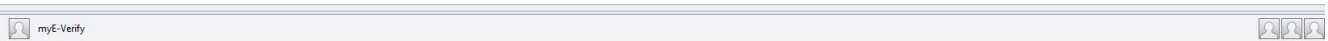
You have not logged in to your myE-Verify account in almost a year. **Unless you log in to your account and change your password, your myE-Verify account will be deleted in 30 days.** Once your account is deleted it cannot be restored. Additionally, you will lose access to the features of myE-Verify. This means if you use the Self Lock feature of myE-Verify, your SSN will be automatically unlocked. Also, if you're using the Document Expiration Reminders feature you will no longer receive emails letting you know your document is near expiration.

To maintain your account, [log in](#) and follow the prompts to change your password.

Thanks and have a great day!

The myE-Verify Team

**This email has been automatically generated. Do not respond to this email. If you wish to no longer receive emails regarding your myE-Verify account you will need to close this account. By closing this account you will no longer have access to myE-Verify or any of its features and all your information will be deleted.**



Dear hermione,

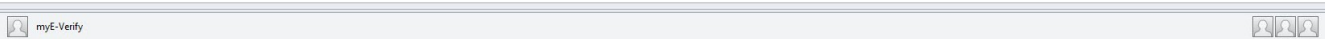
You have not logged in to your myE-Verify account in almost a year. **Unless you log in to your account and change your password, your myE-Verify account will be deleted in 15 days.** Once your account is deleted it cannot be restored. Additionally, you will lose access to the features of myE-Verify. This means if you use the Self Lock feature of myE-Verify, your SSN will be automatically unlocked. Also, if you're using the Document Expiration Reminders feature you will no longer receive emails letting you know your document is near expiration.

To maintain your account, [log in](#) and follow the prompts to change your password.

Thanks and have a great day!

The myE-Verify Team

**This email has been automatically generated. Do not respond to this email. If you wish to no longer receive emails regarding your myE-Verify account you will need to close this account. By closing this account you will no longer have access to myE-Verify or any of its features and all your information will be deleted.**





Dear ron,

Your myE-Verify account password will expire in 1 day if you do not take action.

To update your password, [log in](#) to your myE-Verify account.

Thanks and have a great day!

The myE-Verify Team

**This email has been automatically generated. Do not respond to this email. If you wish to no longer receive emails regarding your myE-Verify account you will need to close this account. By closing this account you will no longer have access to myE-Verify or any of its features.**

myE-Verify



DRAFT

# Email 3.E.4– Account Closed



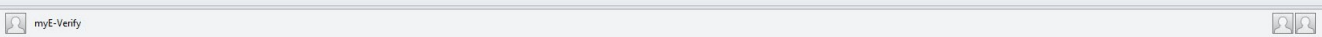
Dear Tester,

You have not logged in to your myE-Verify account in a year. Your account has been deleted and cannot be restored. To set up a new account, visit [myE-Verify](#).

Thanks and have a great day!




The myE-Verify Team

**This email has been automatically generated. Do not respond to this email. If you wish to no longer receive emails regarding your myE-Verify account you will need to close this account. By closing this account you will no longer have access to myE-Verify or any of its features and all your information will be deleted.**



DRAFT


# Wireframe 6.1 – Self Lock Home



- Home
- About myE-Verify
- Self Lock**
- Self Check
- Account Management
- Logout

## Self Lock

Self Lock allows you to proactively protect your identity. You can use Self Lock to place a "lock" on your Social Security number (SSN) in E-Verify. This means no one but you should be able to use your SSN to obtain employment with an E-Verify employer.






**Your SSN is currently unlocked**

[Return Home](#) [Lock My SSN](#)

U.S. Department Of Homeland Security : Dhs.gov U.S. Citizenship And Immigration Services : Uscis.gov Accessibility  
OMB Control No.: 1615-0117  
Expiration Date: Xx/Xx/Xxxx  
[Privacy Policy](#)

# Wireframe 6.2 – Lock SSN



- Home
- About myE-Verify
- Self Lock**
- Self Check
- Account Management
- Logout

## Lock My Social Security Number (SSN)

To lock your SSN, fill out the information below, select and answer the Self Lock challenge questions below, and click "Lock My SSN". Once you have done this, use of **your SSN in E-Verify or Self Check will result in a mismatch.**

It is important to remember that **if you start a new job that you unlock your Social Security Number.** Failure to do so may result in a mismatch (called a "Tentative Nonconfirmation") if the SSN is run through the E-Verify system.

Name: Debbie, Zbestz

**Social Security Number (SSN)** ⓘ  
 -  -

**Date of Birth** ⓘ

**Challenge Questions** ⓘ  
All boxes marked with a red asterisk (\*) are required in order to lock your SSN.

\* **Question 1**

\* **Answer 1**

\* **Question 2**

\* **Answer 2**

\* **Question 3**

\* **Answer 3**

This lock will expire after one year, but can be extended annually. You can easily unlock your Social Security number at any time through your myE-Verify account. If your email changes, add your new email address to your myE-Verify account to ensure you receive updated emails regarding your locked Social Security number.

U. S. Department Of Homeland Security : Dhs.gov U. S. Citizenship And Immigration Services : Uscis.gov

OMB Control No.: 1816-0117  
Expiration Date: Xx/XX/XXXX  
Privacy Policy

Accessibility

## Wireframe 6.3 – Unlock Social Security number (SSN) (pop-up)


The wireframe shows the 'myE-Verify' interface. At the top left is the 'myE-Verify' logo. At the top right are the logos for the U.S. Department of Homeland Security and the Social Security Administration. A left-hand navigation menu includes: Home, About myE-Verify, Self Lock (highlighted), Self Check, Account Management, and Logout. The main content area is titled 'Self Lock' and contains introductory text: 'Self Lock allows you to proactively protect your identity. You can use Self Lock to place a "lock" on your Social Security number (SSN) in E-Verify. This means no one but you should be able to use your SSN to obtain employment with an E-Verify employer.' A green padlock icon is visible. A modal dialog box titled 'Unlock SSN' is centered on the screen, containing the text: 'Click "Unlock My SSN" to remove the lock on your Social Security number (SSN)'. The dialog has 'Cancel' and 'Unlock My SSN' buttons. In the background, there are buttons for 'Return Home' and 'Unlock My SSN'. The footer contains: 'U.S. Department Of Homeland Security : Dhs.gov U.S. Citizenship And Immigration Services : Usdis.gov', 'OMB Control No.: 1615-0117', 'Expiration Date: Xxxxxxxx', 'Privacy Policy', and 'Accessibility'.

## Wireframe 6.4 – Extend SSN Lock (pop-up)

The wireframe shows the 'myE-Verify' website interface. At the top left is the 'myE-Verify' logo. At the top right are the logos for the U.S. Department of Homeland Security and the Social Security Administration. A left-hand navigation menu includes: Home, About myE-Verify, Self Lock (highlighted), Self Check, Account Management, and Logout. The main content area is titled 'Self Lock' and contains introductory text: 'Self Lock allows you to proactively protect your identity. You can use Self Lock to place a "lock" on your Social Security number (SSN) in E-Verify. This means no one but you should be able to use your SSN to obtain employment with an E-Verify employer.' A green padlock icon with a question mark is visible. A pop-up dialog box titled 'Extend My SSN Lock' is centered on the screen, containing the text: 'Click "Extend My Lock" to keep your Social Security number (SSN) locked in E-Verify until Jun 27, 2015'. The dialog has 'Cancel' and 'Extend My SSN' buttons. Below the dialog, the 'Lock My SSN' and 'Extend My Lock' buttons are visible. The footer contains: 'U.S. Department Of Homeland Security : Dhs.gov U.S. Citizenship And Immigration Services : Usdis.gov', 'OMB Control No.: 1615-0117', 'Expiration Date: X/x/x/xxxx', 'Privacy Policy', and 'Accessibility'.



# Wireframe 6.5 – Self Lock Unavailable



**myE-Verify**

U.S. DEPARTMENT OF HOMELAND SECURITY | SOCIAL SECURITY ADMINISTRATION

- Home
- About myE-Verify
- Self Lock**
- Self Check
- Account Management
- Logout

## Self Lock Unavailable

Self Lock is currently unavailable.

We apologize for the inconvenience and ask that you try again at a later time.

If you continue to receive this message, report the problem by calling (888) 897-7781, TTY at (877) 875-6028, or emailing [mye-verify@dhs.gov](mailto:mye-verify@dhs.gov) with the subject line Self Lock Error.

[Return Home](#)

U.S. Department Of Homeland Security : [Dhs.gov](http://Dhs.gov) | U.S. Citizenship And Immigration Services : [Uscis.gov](http://Uscis.gov) | [Accessibility](#)

OMB Control No.: 1615-0117  
Expiration Date: X/x/x/xxxx  
[Privacy Policy](#)

# Email 6.E.1 – Social Security number (SSN) Locked



Dear Tester,

You have locked your Social Security number (SSN).

You used the Self Lock feature in your myE-Verify account to proactively prevent the unauthorized use of your SSN in E-Verify and Self Check. When you lock your Social Security number using this feature, the lock remains in place for one year unless you unlock it before that time. If your email changes, add your new email address to your myE-Verify account to ensure you receive updated emails regarding your locked SSN.

If you'd like to unlock your SSN, you will need to [log in](#) to your myE-Verify account. Once you are in your account, click the "Unlock My SSN" button.

Thanks for using myE-Verify and the Self Lock feature.

The myE-Verify Team

**This email has been automatically generated. Do not respond to this email. If you wish to no longer receive emails regarding your myE-Verify account you will need to close this account. By closing this account you will no longer have access to myE-Verify or any of its features.**

myE-Verify



DRAFT

# Email 6.E.2 – SSN Unlocked (via myE-Verify)



Dear Tester,

You have unlocked your Social Security number (SSN).

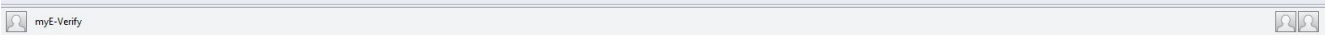
The Self Lock feature in your myE-Verify account can prevent the unauthorized use of your SSN in E-Verify and Self Check. When you lock your SSN using this feature, the lock remains in place for one year unless you unlock it before that time. If your email changes, add your new email address to your myE-Verify account to ensure you receive updated emails regarding your locked SSN.

If you'd like to lock your SSN again, you will need to [log in](#) to your myE-Verify account. Once you are in your account, click the "Lock My SSN" button.

Thanks for using myE-Verify and the Self Lock feature.

The myE-Verify Team

**This email has been automatically generated. Do not respond to this email. If you wish to no longer receive emails regarding your myE-Verify account you will need to close this account. By closing this account you will no longer have access to myE-Verify or any of its features.**



DRAFT

# Email 6.E.3 – Lock Expiration Warning



Dear hermione,

Your Self Lock will expire in 30 days if you do not take action.

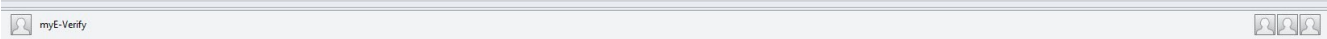
You used the Self Lock feature in your myE-Verify account to proactively prevent the unauthorized use of your Social Security number (SSN) in E-Verify. When you lock your SSN using this feature, the lock remains in place for one year unless you unlock it before that time. If your email address changes, add your new email address to your myE-Verify account to ensure you receive updated email messages regarding your locked SSN.

If you'd like to [extend the lock](#), you will need to log in to your myE-Verify account. Once you are in your account, select the Self Lock feature and click the "Extend My Lock" button.

Thanks for using myE-Verify and the Self Lock feature,

The myE-Verify Team

**This email has been automatically generated. Do not respond to this email. If you wish to no longer receive emails regarding your myE-Verify account you will need to close this account. By closing this account you will no longer have access to myE-Verify or any of its features and all your information will be deleted.**



DRAFT

# Email 6.E.4 – Social Security number (SSN) Unlocked (Lock Expired)



Dear Tester,

Your Self Lock has expired.


You used the Self Lock feature in your myE-Verify account to proactively prevent the use of your personal information in E-Verify. When you lock your Social Security number using this feature, the lock remains in place for one year unless you unlock it before that time. If your email changes, add your new email address to your myE-Verify account to ensure you receive updated emails regarding your locked Social Security number.

If you'd like to [lock your SSN](#) again, you will need to log in to your myE-Verify account. Once you are in your account, select the Self Lock feature and click the "Lock My SSN" button.

Thanks for using myE-Verify and the Self Lock feature.

The myE-Verify Team

**This email has been automatically generated. Do not respond to this email. If you wish to no longer receive emails regarding your myE-Verify account you will need to close this account. By closing this account you will no longer have access to myE-Verify or any of its features and all your information will be deleted.**



DRAFT

## Email 6.E.5 – Social Security number (SSN) Lock Extended



Dear Tester,

You have extended the lock on your Social Security number (SSN).

You used the Self Lock feature in your myE-Verify account to proactively prevent the unauthorized use of your SSN in E-Verify and Self Check. When you extend the lock on your Social Security number using this feature, the lock remains in place for one year unless you unlock it before that time. If your email changes, add your new email address to your myE-Verify account to ensure you receive updated emails regarding your locked SSN.

If you'd like to [unlock your SSN](#), you will need to log in to your myE-Verify account. Once you are in your account, select the Self Lock feature and click the "Unlock My SSN" button.

Thanks for using myE-Verify and the Self Lock feature,

The myE-Verify Team

**This email has been automatically generated. Do not respond to this email. If you wish to no longer receive emails regarding your myE-Verify account you will need to close this account. By closing this account you will no longer have access to myE-Verify or any of its features and all your information will be deleted.**

myE-Verify



DRAFT