

1. Login Screen:

FHA CATALYST

katherine.p.downes-angus@hud.gov.stg

.....


Remember Me [Forgot Password](#)

Login

Warning! By accessing this system, you agree to the Rules of Behavior for this system and are bound by the following Terms and Conditions:

2. Landing page:

FHA CATALYST KATH...



Multifamily Application

Key Resources

[Tools and Resources for Mortgagees](#)

Quick Links


[Follow @FHAgov on Twitter](#)

Connect with us at "Federal Housing Administration" on [LinkedIn](#)



For system questions or endorsement issues. Please email to answers@hud.gov



Please remember to include the FHA Case Number if the request is case specific.

3. Dashboard page:

FHA CATALYST Search... 

[Create MFH Application](#)

 **All My MFH Applications** 

0 items • Sorted by ID • Filtered by my case binders - Record Type • Updated a few seconds ago Search this list...  

ID ↑	FHA P...	Projec...	SOA	Submi...	Region	Creat...	Status...	Status	
------	----------	-----------	-----	----------	--------	----------	-----------	--------	--

4. Create MF Application page (pre-upload)*

The screenshot shows the 'MFH Application Upload' page in the FIMA CATALYST system. The page header includes the 'FIMA CATALYST' logo and a user profile icon. The main content area is titled 'MFH Application Upload' and contains the following fields:

- Lender Name:** Test MFH Lender F
- Lender ID:** 23632
- * Submission Type:** Select Submission Type (dropdown)
- * FHA Project #:** xxxxxxxx
- * Project Name:** Project Name
- * SOA:** Select SOA (dropdown)
- * Lender Contact Name:** Lender Contact Name
- * Lender Contact Phone:** 123-456-7890
- * Lender Contact Email:** name@example.com
- * Region:** Select Region (dropdown)
- Comments:** Up to 500 characters

At the bottom of the form, there is an 'Upload Files' button with a dashed border and the text 'Or drop files', a 'Cancel' button, and a 'Submit' button.

*See Appendix A for dropdown options

5. Application Submission page (post-upload)

The screenshot shows the 'MFH Application Upload' page in the FHA CATALYST system. The page header includes the 'FHA CATALYST' logo and a user profile icon. The main content area is titled 'MFH Application Upload' and contains the following information and form fields:

- Lender Name:** Test MFH Lender F
- Lender ID:** 23632
- * Submission Type:** Firm Application (dropdown menu)
- * FHA Project #:** 00000000 (text input)
- * Project Name:** KDA Test Project (text input)
- * SOA:** 223(f) Refi/Purchase (dropdown menu)
- * Lender Contact Name:** KDA Lender Agency (text input)
- * Lender Contact Phone:** 123-456-7890 (text input)
- * Lender Contact Email:** katherine.p.downes-angus@hud.gov (text input)
- * Region:** Northeast (dropdown menu)
- Comments:** Up to 500 characters (text area)
- Uploaded File:** E-Signature Policy and Training.pdf (with a green checkmark icon and a trash icon)

At the bottom of the form, there are two buttons: 'Cancel' and 'Submit'.

6. Dashboard/Landing page (post-upload)

✓ MFH Application successfully created.



Create MFH Application

All My MFH Applications

1 item • Sorted by ID • Filtered by my case binders - Record Type • Updated a few seconds ago

Search this list...

ID	FHA ...	Project ...	SOA	Submis...	Regi...	Created...	Status ...	Status	
1	CB-029584	00000000	KDA Test P...	223(f) Refi/...	Firm Applic...	Northeast	9/28/2020 ...	9/28/2020 ...	Submitted

Appendix A: Dropdown Options

Field Name	Value
Submission Type	Pre-Application
	Firm Application
	Other Docs
SOA	202 Elderly Capital Advance
	207 Mobile Home Park
	213 Coop NC/SR
	213(i) Coop NC/SR
	220 Urban Renewal NC/SR
	221(d)(4) NC/SR
	223(a)(7) Refi
	223(f) Refi/Purchase
	231 Elderly NC/SR
	241(a) Supplemental Loan
	542(b) QPE Risk-Sharing
	542(c) HFA Risk-Sharing
811 Capital Advance	
Region	Midwest
	Northeast
	Southeast
	Southwest
	West

