

Coordinator Contact Information

Welcome to the 2019 Survey of Postdocs at Federally Funded Research and Development Centers (FFRDC Postdoc Survey). This page allows you to edit your contact information, assign alternate contacts, and edit the information we have on file for the Director of your FFRDC.

Your Contact Information

If your contact information listed below needs to be updated, please click the "Edit your contact info" link to make the corrections. If someone else will be the coordinator for your FFRDC, please click the "Change coordinator" link and complete the required fields for the new coordinator.

[Edit your contact info](#)

[Change coordinator](#)

Salutation:
First Name: Robert
Last Name: Steele
Title: Director, Human Resources
Phone: 999-999-9999
Ext:
E-mail: jdoe10@test.org

RTI University, RTI Research Center

Address 1: 100 Main Street
Address 2:
Address 3:
City: Durham
State: NC
Zip: 99999




Alternate Contacts

In this section you can assign others at your FFRDC to be copied on all FFRDC Postdoc Survey communication, enter/edit data, and/or submit data to NSF. Alternate contacts with the ability to edit the data will receive their own credentials. While you can provide an alternate contact with the ability to submit the survey to NSF, we ask that you, as the primary coordinator, review your FFRDC's data before it is submitted.

[Add New Contact](#)

▶ **First Name:** Caren
▶ **Last Name:** Arbeit
▶ **Title:** HR Analyst
▶ **Phone:** 919-555-0123
▶ **Email:** ffrdc@test.org

▶ **Upload/Enter/Edit Data?** Yes
▶ **Submit Data to NSF?** No
▶ **Copy on all FFRDC communication?** Yes

 Edit Contact/Roles
 Resend Credentials
 Delete User

Director Information

Please make sure the data we have on file for the director of your FFRDC. We use this information to mail letters to the director at the beginning and end of data collection to regarding the FFRDC's participation in the FFRDC Postdoc survey.

[Edit Director Information](#)

Name: Dr. Patricia Green
Title: Executive Vice President
Phone: 919-555-1111
Ext:
Email: ffrdcdirector@test.org
Website: www.test.org/ffrdc

Address: 1 RTP
City: Durham
State: NC
Zip: 99999
Last Updated: 3/10/2020 2:32:00 PM

THIS SITE IS FOR TEST PURPOSES ONLY
DATA ENTERED HERE ARE NOT A PART OF THE OFFICIAL GSS SURVEY

Item 1. Basic Counts

FFRDC Unit (31651)

As of October 1, 2019, what was the total number of postdocs at your FFRDC?

Please use your FFRDC's definition of a postdoc. If your FFRDC does not have a definition, see the [Glossary](#) for the NSF definition. Note: please include clinical fellows if the primary purpose of the appointment is research.

Total number of postdocs

If you have no postdocs, please enter zero for this question

Save

Item 2. Demographics

FFRDC Unit (31651)

2

As of October 1, 2019, how many male and female postdocs did this FFRDC have in each of the citizenship, ethnicity, and race categories listed below?

- Please use your FFRDC's definition of a postdoc. See the [Glossary](#) for definitions of foreign nationals, U.S. citizens and permanent residents, ethnicity, and race
- Count postdocs who are Hispanic/Latino or Hispanic/Latino and any other race in Row B only
- Count of total postdocs (Column 3, Row J) must match the number of total postdocs in Item 1
- Before saving, use the "Calculate Totals" button to automatically calculate shaded row and column totals
- You can use your mouse to 'hover' over any text in blue below for additional information.

RTI Research Center FFRDC Unit - 2019			
Citizenship, ethnicity, and race of postdocs (report postdocs in whole numbers)	1 Male	2 Female	3 Total
Calculate Totals			
Demographics			
Foreign nationals holding temporary visas, regardless of ethnicity or race U.S. citizens and permanent residents (non-U.S. citizens holding green cards)	A	0	0
Hispanic/Latino ethnicity (one or more races)	B	0	0
One race, American Indian/Alaska Native	C	0	0
One race, Asian	D	0	0
One race, Black/African American	E	0	0
One race, Native Hawaiian/ Other Pacific Islander	F	0	0
One race, White	G	0	0
More than one race (not Hispanic/Latino)	H	0	0
Ethnicity/race unknown or not stated	I	0	0
Total postdocs (sum Rows A - I)	J	0	0
	1 Male	2 Female	3 Total
Demographics			
Please explain significant differences from the 2017 survey or provide other comments here (max chars: 1024).			
I			
You have <input type="text" value="1024"/> characters left (max chars: 1024).			

Cancel

Save

FFRDC Unit (S1851)

4

Please report the number of postdocs at your FFRDC by citizenship status and the fields of research in which the postdocs were engaged as of October 1, 2019.

- Please use your FFRDC's definition of a postdoc. See the [Glossary](#) for definitions of fields of research, foreign nationals, and U.S. Citizens and permanent residents.
- Report postdocs who were engaged in multiple research fields in one field category only.
- Count of total postdocs (Column 3, Row 8) must match the number of total postdocs in Item 1.
- Before saving, use the "Calculate Totals" button to automatically calculate shaded row and column totals.
- You can use your mouse to 'hover' over any text in blue below for additional information.

RTI Research Center FFRDC Unit - 2019			
Postdoc field of research (report postdocs in whole numbers)	U.S citizens and permanent residents 1	Foreign Nationals with temporary visas 2	Total 3
Calculate Totals			
Science fields			
Agricultural Sciences	A	0	0
Biological and Biomedical Sciences	B	0	0
Chemistry	C	0	0
Computer and Information Sciences	D	0	0
Geoscience, Atmospheric, and Ocean Sciences	E	0	0
Health Fields	F	0	0
Mathematics and Statistics	G	0	0
Natural Resources and Conservation	H	0	0
Physics and Astronomy	I	0	0
Psychology	J	0	0
Social Sciences	K	0	0
Other Science Fields	L	0	0
Engineering fields			
Aerospace, Aeronautical and Astronautical Engineering	M	0	0
Agricultural Engineering	N	0	0
Bioengineering and Biomedical Engineering	O	0	0
Chemical Engineering	P	0	0
Civil Engineering	Q	0	0
Electrical, Electronics and Communications Engineering	R	0	0
Engineering Mechanics, Physics and Science	S	0	0
Industrial and Manufacturing Engineering	T	0	0
Mechanical Engineering	U	0	0
Metallurgical and Materials Engineering	V	0	0
Nuclear Engineering	W	0	0
Petroleum Engineering	X	0	0
Other Engineering Fields	Y	0	0
Other			
Multidisciplinary Fields	8	0	0
Non-Science or Engineering Field	9	0	0
Field Not Known	0	0	0
Total (sum Rows A and 1)	8	0	0
	U.S citizens and permanent residents 1	Foreign Nationals with temporary visas 2	Total 3

Please explain significant differences from the 2017 survey or provide other comments here (max chars: 1024).

You have 1024 characters left (max chars: 1024).

Cancel Save

Submit Survey

The table below shows the current status of your answers to this survey. The survey due date is: March 27, 2020

Survey Item Status	
Survey Item (Click Link to go to that page)	Status
Contact Information	✔ Ready to Submit
Item 1. Basic Counts	✔ Ready to Submit
Item 2. Demographics	ℹ No Data Entered
Item 3. Financial Support	ℹ No Data Entered
Item 4. Field of Research	ℹ No Data Entered

If an icon in the table is ℹ blue, use the link provided in the Survey Item column to return to that page and provide the requested data.

If an icon in the table is ⚠ red, use the link provided in the Survey Item column to return to that page and correct the error.

When the icons in the table are ✔ green or ⚠ yellow for all survey items, your FFRDC is ready to submit.

[Submit to NSF](#)