

Household Pulse Survey Background for Survey Respondents and Other Public-Facing Information

HOUSEHOLD PULSE SURVEY BACKGROUND FOR SURVEY RESPONDENTS
<https://www.census.gov/programs-surveys/household-pulse-survey.html>

Household Pulse Survey: Measuring Social and Economic Impacts during the COVID-19 Pandemic

Overview

The Household Pulse Survey is a 20-minute online survey studying how the COVID-19 pandemic is impacting households across the country from a social and economic perspective. The survey asks about how jobs, finances, access to food, health, housing, and schooling of you and those you live with have been affected by the ongoing crisis.

In order to support the nation's recovery, we need to know the ways this pandemic has affected people's lives and livelihoods. Data from this survey will show the widespread effects of COVID-19 on individuals, families, and communities across the country.

Your participation will help federal and state officials direct aid, assistance, and support to the people and places that need it most. This survey provides information that cannot be collected elsewhere. Your response is key.

How was I selected to be in this survey?

The Census Bureau randomly chose your address, not you personally, to participate in this survey. A limited number of addresses from across the country were scientifically selected to represent the entire population.

Your participation is important, and your response cannot be replaced by one from another household address.

How do I complete the survey?

If you have been selected to participate in the Household Pulse Survey, **you will receive an email from COVID.survey@census.gov or a text message from 39242*** (message and data rates may apply) with a link to complete the survey. If we have not received a response from you, you may receive follow-up reminders.

Only those whose addresses have been selected to participate can complete the survey. A limited number of addresses across the country have been invited to answer the Household Pulse Survey.

All communications from the Census Bureau regarding the Household Pulse Survey, including all emails, texts, and the link to the survey, will originate from a census.gov domain or be sent via text from 39242.

Your participation in both this survey and the 2020 Census is important. Completing the Household Pulse Survey does not replace your response to the 2020 Census.

***Respondents may Reply “Stop” to opt out of receiving text messages.**

[Household Pulse Survey Questionnaire](#) [< 1.0 MB]

[Encuesta del Pulso de los Hogares](#) [< 1.0 MB]

How do I know my information is safe? Can I be identified by my responses?

The U.S. Census Bureau is required by law to protect your information. The Census Bureau is not permitted to publicly release your responses in a way that could identify you. We are conducting this voluntary survey under the authority of Title 13, United States Code, Sections 8(b) and 182 to study the economic impacts of the COVID-19 pandemic in the United States. Federal law protects your privacy and keeps your answers confidential (Title 13, United States Code, Section 9). Per the Federal Cybersecurity Enhancement Act of 2015, your data are protected from cybersecurity risks through screening of the systems that transmit your data.

Your privacy is protected by the Privacy Act (Title 5, U.S. Code, Section 552a). Routine uses of these data are limited to those identified in the Privacy Act System of Record Notice titled, “SORN COMMERCE/Census-3, Demographic Survey Collection (Census Bureau Sampling

Frame).” The Census Bureau can use your responses only to produce statistics, and is not permitted to publicly release your responses in a way that could identify you.

Is this survey authorized by law?

This collection has been approved by the Office of Management and Budget (OMB). This eight-digit OMB approval number, 0607-1013, confirms this approval and expires on 10/31/2020. We are required to display this number to conduct this survey.

We estimate that completing this survey will take 20 minutes on average. Send comments regarding this estimate or any other aspect of this survey, including suggestions for reducing the time it takes to complete this survey to adrm.pra@census.gov.

Who is conducting this survey? How will my responses be used?

The Census Bureau is the designated federal statistical agency conducting this survey. The questionnaire reflects content provided by the U.S. Census Bureau and multiple federal agencies, including: USDA Economic Research Service (ERS), Bureau of Labor Statistics (BLS), National Center for Health Statistics (NCHS), National Center for Education Statistics (NCES), Department of Housing and Urban Development (HUD), Social Security Administration (SSA), and Bureau of Transportation Statistics (BTS).

All information that you provide is used only to create accurate, relevant statistics about the nation’s people, places, and economy. These statistics help inform officials and policymakers about communities and individuals across the United States impacted by the pandemic.

HOUSEHOLD PULSE SURVEY – VERIFYING SURVEY LEGITIMACY

<https://www.census.gov/programs-surveys/surveyhelp/verify-a-survey.html#email2>

How to verify an email or text message is from the Census Bureau

You may receive email reminders from the Census Bureau regarding the 2020 Census. These emails will be sent from **2020census@subscriptions.census.gov**. If you have already responded to the 2020 Census, you may ignore these reminders. Instructions for how to opt-out of these reminders are included in the email you receive.

Some surveys such as the [Household Pulse Survey](#) may contact you via text message. The Household Pulse Survey uses the number **39242** (message and data rates may apply*) to send a link to complete the survey online.

Emails from the Census Bureau are sent from the official **@census.gov** domain.

Any links included in a Census Bureau email will direct you to an official federal government website ending in **.gov**.

Emails from the Census Bureau will have instructions or information to complete a survey online, by phone with a Census Bureau representative, or by paper. The Census Bureau will not ask you to provide your personal information via email.

The Census Bureau will never ask for your full Social Security number, bank account number, or passwords.

***Respondents may Reply “Stop” to opt out of receiving text messages.**

CENSUS BUREAU EXPERIMENTAL DATA SERIES

<https://www.census.gov/data/experimental-data-products.html>

What are Experimental Data Products?

JUNE 22, 2020

Experimental data products are innovative statistical products created using new data sources or methodologies that benefit data users in the absence of other relevant products. We are seeking feedback from data users and stakeholders on the quality and usefulness of these new products.

The development of experimental data is one important path towards the creation of new, regularly occurring statistical products. Experimental data products that meet our quality standards and demonstrate sufficient user demand may enter regular production if resources permit.

Census Bureau experimental data may not meet all of our quality standards. Because of this, we clearly identify experimental data products and include methodology and supporting research with their release.

EXPERIMENTAL DATA SERIES: HOUSEHOLD PULSE SURVEY

[LANGUAGE REFLECTS UPDATES TO BE MADE WITH LAUNCH OF PHASE 2](#)

CURRENT URL: <https://www.census.gov/householdpulsedata>

Measuring Household Experiences during the Coronavirus (COVID-19) Pandemic

Household Pulse Survey – Phase 2

What is the Household Pulse Survey?

The U.S. Census Bureau, in collaboration with multiple federal agencies, is in a unique position to produce data on the social and economic effects of COVID-19 on American households. The Household Pulse Survey is designed to deploy quickly and efficiently, collecting data to measure household experiences during the Coronavirus (COVID-19) pandemic. Data will be disseminated in near real-time to inform federal and state response and recovery planning.

The Interactive Tool Application is not supported in Internet Explorer 11 and older versions.

[INTERACTIVE TOOL](#)

[DATA TABLES](#)

[PUBLIC USE FILES](#)

If you have been invited to participate in the survey, you will [find more information here](#).

[Household Pulse Survey Questionnaire](#)

[Encuesta del Pulso de los Hogares](#)

What information does the Household Pulse Survey collect?

Phase 1 of the Household Pulse Survey asked individuals about their experiences in terms of employment status, food security, housing, physical and mental health, access to health care, and educational disruption. For Phase 2, the survey will carry over many of these questions to allow users to understand how these domains are changing as the pandemic continues, and will include

additional questions on the application and receipt of benefits, spending patterns and availability of financial resources, post-secondary education disruptions, capacity to telework, and travel practices.

The questionnaire reflects content provided by the U.S. Census Bureau and multiple federal agencies, including: USDA Economic Research Service (ERS), Bureau of Labor Statistics (BLS), National Center for Health Statistics (NCHS), National Center for Education Statistics (NCES), Department of Housing and Urban Development (HUD), Social Security Administration (SSA), and Bureau of Transportation Statistics (BTS).

The data collected will enable the Census Bureau to produce statistics at a state level and for the 15 largest Metropolitan Statistical Areas (MSAs).

When will Data be Made Available from the Household Pulse Survey?

Data collection for Phase 2 of the Household Pulse Survey will begin August 19, 2020. The first data release for Phase 2 will be Wednesday, September 9. Subsequent releases will be made every two weeks.

How is the Household Pulse Survey Different from Other Surveys Conducted by the Census Bureau?

The Census Bureau and its federal statistical partners are considered the preeminent source of the nation's most important benchmark surveys. Many of these surveys have been ongoing for more than 80 years and provide valuable insight on social and economic trends.

The production of these benchmark surveys is by nature a highly deliberative process. While efforts are underway to introduce COVID-19 questions into some of these surveys, that process can take months, sometimes years, before data are made publicly available.

The approach for the Household Pulse Survey is different: it is designed to be a short-turnaround instrument that provides valuable data to aid in the pandemic recovery. The Census Bureau is fielding the Household Pulse Survey as of the agency's Experimental Data Series; as such, data products may not meet some of the Census Bureau's statistical quality standards. Data are subject to suppression based on overall response and disclosure avoidance thresholds.

Household Pulse Survey Phase 2: Non-Substantive Change Request #1
Attachment NSC-2

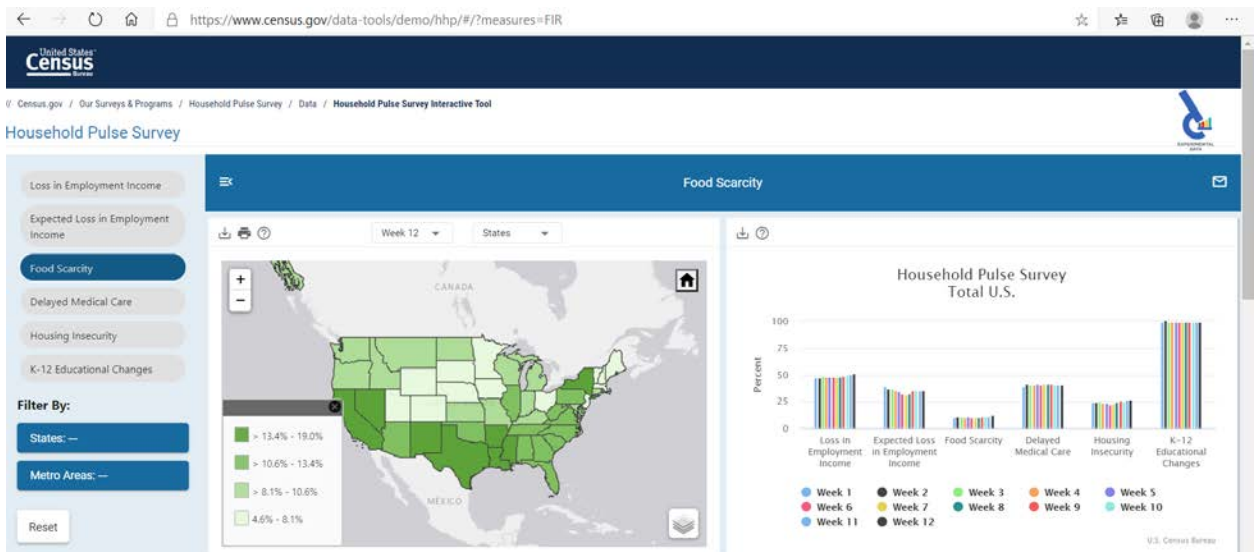
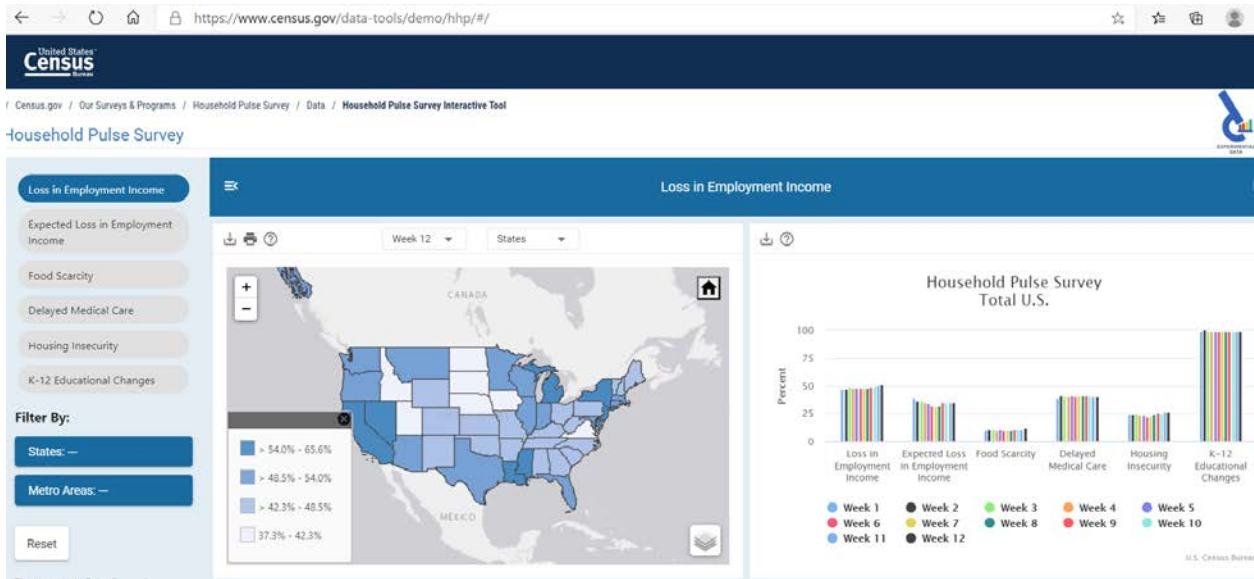
EXAMPLES OF HOUSEHOLD PULSE SURVEY DATA TOOL AND TABLES

Data Tool: <https://www.census.gov/data-tools/demo/hhp/#/>

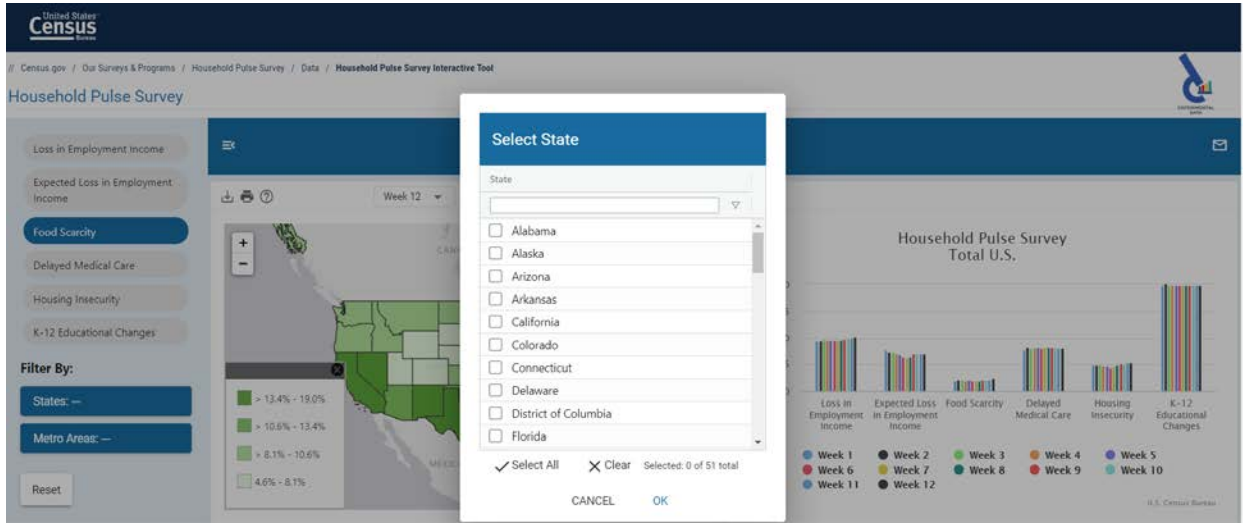
Data Tables: <https://www.census.gov/programs-surveys/household-pulse-survey/data.html>

Public Use File: <https://www.census.gov/programs-surveys/household-pulse-survey/datasets.html>

Data Tool Snapshots (examples):



Household Pulse Survey Phase 2: Non-Substantive Change Request #1
Attachment NSC-2



Data Tables (with selected examples):

Detailed Tables

Education Tables

- [Table 1. Time Spent in Last Week on Home Based Education for Households with Children in School, by Select Characteristics](#) [[<1.0 MB](#)]
- [Table 2. COVID-19 Pandemic Impact on How Children Received Education, by Select Characteristics](#) [[<1.0 MB](#)]
- [Table 3. Computer and Internet Availability in Households with Children in Public or Private School, by Select Characteristics](#) [[<1.0 MB](#)]
- [Table 4. Provider of Computer and Internet Services for Households with Children in Public or Private School, by Select Characteristics](#) [[<1.0 MB](#)]

Employment Tables

- [Table 1. Experienced and Expected Loss of Employment Income by Select Characteristics](#) [[<1.0 MB](#)]
- [Table 2. Employment Status and Sector of Employment, by Select Characteristics](#) [[<1.0 MB](#)]
- [Table 3. Educational Attainment for Adults Not Working at Time of Survey, by Main Reason for Not Working and Paycheck Status While Not Working](#) [[<1.0 MB](#)]

Food Sufficiency and Food Security Tables

- [Table 1. Household Food Spending by Select Household Characteristics](#) [[<1.0 MB](#)]
- [Table 2a. Food Sufficiency for Households, Prior to COVID-19 Pandemic, by Select Characteristics](#) [[<1.0 MB](#)]
- [Table 2b. Food Sufficiency for Households, in the Last 7 Days, by Select Characteristics](#) [[<1.0 MB](#)]
- [Table 3a. Food Sufficiency for Households with Children, Prior to COVID-19 Pandemic, by Select Characteristics](#) [[<1.0 MB](#)]
- [Table 3b. Food Sufficiency for Households with Children, in the Last 7 Days, by Select Characteristics](#) [[<1.0 MB](#)]
- [Table 4. Recent Food Insufficiency for Households, by Prior Food Insufficiency \(and Additional Food Related Household Characteristics\)](#) [[<1.0 MB](#)]
- [Table 5. Recent Food Insufficiency for Households with Children, by Prior Food Insufficiency \(and Additional Food Related Household Characteristics\)](#) [[<1.0 MB](#)]

Health Tables

- [Table 1. COVID-19 Pandemic Related Problems with Access to Medical Care, in Last 4 weeks, by Select Characteristics](#) [[<1.0 MB](#)]
- [Table 2a. Symptoms of Anxiety Experienced in the Last 7 days, by Select Characteristics](#) [[<1.0 MB](#)]
- [Table 2b. Symptoms of Depression Experienced in the Last 7 Days, by Select Characteristics](#) [[<1.0 MB](#)]
- [Table 3. Current Health Insurance Status, by Select Characteristics](#) [[<1.0 MB](#)]

Housing Tables

- [Table 1a. Last Month's Payment Status for Owner Occupied Housing Units, by Select Characteristics](#) [[<1.0 MB](#)]
- [Table 1b. Last Month's Payment Status for Renter Occupied Housing Units, by Select Characteristics](#) [[<1.0 MB](#)]
- [Table 2a. Confidence in Ability to Make Next Month's Payment for Owner Occupied Housing Units, by Select Characteristics](#) [[<1.0 MB](#)]
- [Table 2b. Confidence in Ability to Make Next Month's Payment for Renter Occupied Housing Units, by Select Characteristics](#) [[<1.0 MB](#)]

Stimulus Table

- [Table 1. Stimulus Payment Usage, by Select Characteristics](#) [[<1.0 MB](#)]

Note: The U.S. Census Bureau reviewed this data product for unauthorized disclosure of confidential information and approved the disclosure avoidance practices applied to this release. CBDRB-FY20-257.

Household Pulse Survey Phase 2: Non-Substantive Change Request #1

Attachment NSC-2

Housing Table 2b. Confidence in Ability to Make Next Month's Payment for Renter-Occupied Housing Units, by Select Characteristics: United States										
Source: U.S. Census Bureau Household Pulse Survey, Week 12.										
Total Population 18 Years and Older in Renter-Occupied Housing Units										
Select characteristics	Total	Occupied without rent	Confidence to pay next month's rent					Payment is/will be deferred	Did not report	Did not report to tenure
			No confidence	Slight confidence	Moderate confidence	High confidence				
Total	73,065,587	3,357,213	9,854,048	13,905,774	18,744,318	26,031,067	764,758	408,408	27,419,857	
Age										
18 - 24	7,699,389	313,560	833,145	1,363,464	2,294,973	2,639,296	93,527	161,423	5,288,206	
25 - 39	31,714,060	999,702	4,393,471	6,916,082	7,813,318	11,221,588	231,068	138,829	7,337,202	
40 - 54	17,720,482	988,347	3,258,232	3,565,224	4,608,038	5,137,470	111,850	51,321	5,341,630	
55 - 64	8,905,979	531,843	1,007,008	1,503,909	2,241,211	3,414,628	178,610	28,770	3,729,094	
65 and above	7,025,676	523,761	362,192	557,094	1,786,777	3,618,085	149,703	28,065	5,723,725	
Sex										
Male	33,596,047	1,761,302	4,803,777	6,337,686	7,758,672	12,309,039	417,385	208,186	13,231,232	
Female	39,469,539	1,595,911	5,050,271	7,568,087	10,985,646	13,722,029	347,372	200,222	14,188,625	
Hispanic origin and Race										
Hispanic or Latino (may be of any race)	16,518,884	691,399	3,881,380	4,179,033	4,188,809	3,384,896	69,795	123,572	6,257,106	
White alone, not Hispanic	35,568,286	1,676,112	2,723,903	4,979,117	8,798,811	16,842,945	371,037	176,361	14,588,322	
Black alone, not Hispanic	13,902,080	629,082	2,075,553	3,786,233	3,735,280	3,370,942	239,930	65,061	4,081,870	
Asian alone, not Hispanic	3,705,744	137,051	445,695	566,166	1,222,438	1,292,525	12,262	29,606	1,128,585	
Two or more races + Other races, not Hispanic	3,370,593	223,570	727,518	995,225	798,980	1,139,759	71,734	13,808	1,363,974	
Education										
Less than high school	9,695,281	551,855	2,366,725	2,560,891	2,236,783	1,866,766	42,013	70,248	3,997,809	
High school or GED	23,483,370	997,971	3,884,957	5,409,469	6,249,698	6,379,686	358,290	113,299	9,997,185	
Some college/associate's degree	22,506,289	1,120,837	2,708,600	4,464,722	6,211,291	7,580,669	260,796	159,374	8,168,950	

Health Table 2a. Symptoms of Anxiety Experienced in the Last 7 days, by Select Characteristics: United States											
Source: U.S. Census Bureau Household Pulse Survey, Week 12.											
Total Population 18 Years and Older											
Select characteristics	Frequency of feeling nervous, anxious, or on edge					Frequency of not being able to stop or control worrying					
	Not at all	Several days	More than half the days	Nearly everyday	Did not report	Not at all	Several days	More than half the days	Nearly everyday	Did not report	
Total	69,895,479	79,557,885	32,528,270	44,092,952	23,126,330	86,657,661	73,631,613	29,427,481	36,307,393	23,146,769	
Age											
18 - 29	8,719,430	12,684,578	6,628,257	10,659,934	6,786,384	12,049,390	12,353,081	6,123,358	8,388,112	6,765,790	
30 - 39	9,395,461	15,588,490	6,630,544	10,604,781	3,926,674	12,802,214	14,711,621	6,013,948	8,632,690	3,965,478	
40 - 49	9,658,186	13,722,928	5,706,542	8,404,106	3,093,391	12,515,119	13,014,402	5,166,911	6,974,669	3,660,603	
50 - 59	12,128,345	14,018,397	5,909,484	8,838,401	2,984,247	14,657,228	12,880,080	3,566,171	5,838,144	2,977,253	
60 - 69	16,799,627	14,095,648	5,032,444	5,502,047	3,761,000	19,437,455	12,946,322	4,587,072	4,640,640	3,729,330	
70 - 79	10,308,903	7,306,388	2,114,812	1,705,334	1,584,788	12,082,027	6,278,060	1,799,758	1,529,297	1,591,033	
80 and above	2,955,327	1,541,459	306,186	308,338	1,049,937	3,114,231	1,448,047	237,263	301,833	1,657,892	
Sex											
Male	40,443,292	35,850,789	14,340,708	18,822,008	11,074,813	48,788,931	32,507,770	12,108,448	16,049,291	11,077,169	
Female	29,442,186	43,707,096	18,187,562	25,270,944	12,051,517	37,868,729	41,123,842	17,319,033	20,258,101	12,069,600	
Hispanic origin and Race											
Hispanic or Latino (may be of any race)	8,483,032	13,629,308	5,931,754	8,454,535	3,352,508	10,468,467	13,886,369	5,356,523	7,019,421	5,320,408	
White alone, not Hispanic	46,477,751	50,174,429	20,123,296	27,202,113	12,178,040	60,276,369	44,913,528	17,515,731	21,252,019	12,197,982	
Black alone, not Hispanic	9,153,306	8,441,794	3,562,494	4,458,146	3,471,756	9,467,027	8,067,549	3,803,093	4,281,162	3,488,665	
Asian alone, not Hispanic	3,210,774	4,156,117	1,352,270	1,942,068	948,569	3,374,394	3,955,653	1,378,600	1,901,737	999,165	
Two or more races + Other races, not Hispanic	2,340,616	3,156,238	1,558,456	2,016,090	1,175,407	3,071,404	2,808,314	1,371,484	1,853,055	1,160,549	
Education											
Less than high school	5,602,913	7,102,784	2,371,336	4,701,598	3,380,671	5,379,403	7,348,250	2,769,605	4,249,336	3,412,707	
High school or GED	21,896,184	22,242,896	10,107,585	11,897,887	8,337,874	24,868,670	21,198,654	9,166,303	10,951,171	8,294,629	
Some college/associate's degree	19,909,923	23,808,437	10,568,987	14,752,700	6,891,636	25,206,821	22,329,629	9,900,954	11,617,063	6,879,016	
Bachelor's degree or higher	22,456,459	26,403,769	9,480,362	12,740,767	4,514,349	31,202,766	22,755,080	7,588,619	9,488,823	4,560,417	
Marital status											
Married	43,218,644	45,018,910	16,169,408	19,571,661	9,586,185	53,768,489	40,102,036	14,197,281	15,866,814	9,630,191	
Widowed	3,604,324	3,184,344	1,494,063	1,289,271	949,132	3,992,973	3,166,627	1,115,383	1,296,114	950,036	
Divorced/separated	8,630,415	11,366,795	5,112,913	7,289,900	3,650,395	10,313,930	11,022,202	4,944,526	6,072,942	3,676,733	

Public Use Files

Household Pulse Survey Public Use File (PUF)



Microdata files contain individual responses to survey questions. They can be used to create custom tabulations and allow users to delve further into the rich detail collected in the Household Pulse Survey (HPS). The weekly HPS microdata files are released one week after the [Household Pulse Survey Data Tables](#).

Each of the weekly releases include a Public Use Data File (PUF), a replicate weight data file, and a data dictionary.



Weekly PUF Releases

Household Pulse Survey PUF: July 16 – July 21

 [HPS Week 12 PUF SAS](#) [57 MB]

 [HPS Week 12 PUF CSV](#) [45 MB]

Household Pulse Survey PUF: July 9 – July 14

 [HPS Week 11 PUF SAS](#) [60 MB]

 [HPS Week 11 PUF CSV](#) [47 MB]