

# Appendix D

## Online Survey

This file includes screen shots of draft online training program: *NIOSH training for law enforcement on shift work and long work hours*.

The training is about 185 webpages long. Interspersed across the training are about 13 videos that are 30 second to 2 minutes long from interviews of police officers, a police chief, and a police trainer. The screen shots below include the landing page, 2<sup>nd</sup> page with the left navigation panel listing the training modules, pages for objectives from each of the 12 modules, and the last page of the training. The training program can be viewed in full on this development website: [https://wwwdev.cdc.gov/niosh/z-lab-945/police\\_training/default.html](https://wwwdev.cdc.gov/niosh/z-lab-945/police_training/default.html)


The screenshot shows a web browser window displaying the landing page for the NIOSH Training for Law Enforcement on Shift Work and Long Work Hours. The browser's address bar shows the URL: [https://wwwdev.cdc.gov/niosh/z-lab-945/police\\_training/default.html](https://wwwdev.cdc.gov/niosh/z-lab-945/police_training/default.html). The page header includes the CDC logo and the text "Centers for Disease Control and Prevention CDC 24/7: Saving Lives, Protecting People™". Below the header, the text "The National Institute for Occupational Safety and Health (NIOSH)" is displayed. The main content area features a large image of a police car's blue and red emergency lights. Below the image, there is a disclaimer: "This information is distributed solely for the purpose of pre dissemination peer review under applicable information quality guidelines. It has not been formally disseminated by the National Institute for Occupational Safety and Health, Centers for Disease Control and Prevention. It does not represent and should not be construed to represent any agency determination or policy." Below the disclaimer, there is a section titled "Mention of any company or product does not constitute endorsement by the National Institute for Occupational Safety and Health, Centers for Disease Control and Prevention". The main content area also includes a section titled "NIOSH Training for Law Enforcement on Shift Work and Long Work Hours" with the NIOSH logo and the tagline "Promoting productive workplaces through safety and health research". Below this, there are two expandable sections: "Read Me First: Overview of the Training" and "Program Use and Navigation". At the bottom of the main content area, there is a "Begin Course" button. The footer of the page indicates "Page last reviewed: May 22, 2018". The browser's taskbar at the bottom shows the Windows logo, search icon, and various application icons, along with the system tray showing the time as 11:51 AM on 6/21/2019 and a zoom level of 75%.

https://www.cdc.gov/niosh/2-lab-945/police\_training/part-one.html

File Edit View Favorites Tools Help

ERROR: Content on this page cannot be displayed. Your computer may not have enough memory to open the image, or the image may have been corrupted. Restart your computer, and then open the file again. If the red x still appears, you may have to delete the image and then insert it again.

# NIOSH Training for Law Enforcement on Shift Work and Long Work Hours



Part One

- Module 1. Introduction to NIOSH Training for Law Enforcement on Shift Work and Long Work Hours (Minutes 3)
- Module 2. How Shift Work and Long Work Hours Increase Health and Safety Risks (20 minutes)
- Module 3. Risks Associated With Shift Work and Long Work Hours (18 Minutes)
- Module 4. Individual Differences (7 minutes)

Part Two

- Module 5. Work Organization Strategies to Promote Alertness and Health in Officers (21 minutes)
- Module 6. Improving Your Sleep and Alertness (17 minutes)
- Module 7. Napping, an Important Fatigue Countermeasure (11.5 minutes)
- Module 8. Day Shift (8 minutes)
- Module 9. Coping with Night and Evening Shifts (12 minutes)
- Module 10. Coping Strategies for Your Personal Life (12 minutes)
- Module 11. Driving (5 minutes)
- Module 12. Action Steps and Final Comments (8.5 minutes)

Module One  
Introduction to NIOSH Training for Law Enforcement on Shift Work and Long Work Hours

Module Two  
How Shift Work and Long Work Hours Increase Health and Safety Risks

Module Three  
Risks Associated With Shift Work and Long Work Hours

Module Four  
Individual Differences

Page last reviewed: April 3, 2018  
Content source: National Institute for Occupational Safety and Health

75% 11:52 AM 6/21/2019

https://www.cdc.gov/niosh/2-lab-945/police\_training/part-one/mod1/2.html


File Edit View Favorites Tools Help

NIOSH Training for Law Enforcement on Shift Work and Long Work Hours

Promoting productive workplaces through safety and health research. **NIOSH**

NIOSH Training for Law Enforcement on Shift Work and Long Work Hours - Part One - Module 1. Introduction to NIOSH Training for Law Enforcement on Shift Work and Long Work Hours (Minutes 3)

## What You Will Learn



Police officers, managers, and trainers all share in the responsibility of finding ways to reduce the inherent risks of shift work and long work hours.

As a police officer, you may benefit from this training by:

- becoming more aware of the potential negative physical and mental effects of shift work and long work hours and how these effects can impact others
- improving the quantity and quality of your sleep
- feeling more alert on the job
- having fewer accidents or injuries on and off the job
- avoiding drowsy driving on the way to and from work
- enjoying better well-being and health
- improving your personal relationships

As a police manager or trainer, you also can benefit from this training by:

- improving how work is organized and scheduled
- improving your own sleep practices
- knowing resources available to provide to your employees

These can help both you and your staff improve performance on the job and reduce the **latent conditions** that lead to errors and accidents related to police fatigue and sleepiness.

PREVIOUS  
Introduction to NIOSH Training for Law Enforcement on Shift Work and Long Work Hours

NEXT  
Benefits of Shift Work and Long Work Hours

Follow NIOSH

- Facebook
- Flickr
- Pinterest
- Twitter
- YouTube

NIOSH Homepage

- NIOSH A-Z
- Workplace Safety & Health Topics
- Publications and Products
- Programs

\*Latent conditions are those that increase the potential risk for an error or accident. An accident or injury may or may not occur, but the risk is higher.

75% 11:52 AM 6/21/2019


Module 2. How Shift Work and Long Work Hours Increase Health and Safety Risks

Long Work Hours

Part One

- Module 1. Introduction to NIOSH Training for Law Enforcement on Shift Work and Long Work (Minutes 3)
- Module 2. How Shift Work and Long Work Hours Increase Health and Safety Risks (20 minutes)**
- Coping
- Sleep: A Basic Need
- Your Body is Busy during Sleep
- How Much Sleep Do You Need?
- Epworth Sleepiness Scale
- Regulation of Sleep
- Sleep Pressure: Homeostatic Sleep Drive
- Sleep Pressure: Homeostatic Sleep Drive, Cont.
- Circadian Rhythms
- Circadian Rhythms, Cont.
- Circadian Rhythms That Promote Wakefulness
- Synchronization of Homeostatic and Circadian Processes
- Desynchronization of Homeostatic and Circadian Processes
- Circadian Rhythms have an Important Purpose
- Effects of Light on Circadian Rhythms
- The Color of the Light Affects Circadian Rhythms
- Afternoon Dip in Wakefulness
- Fatigue Factors
- Be Aware of the Dangers of Sleepiness and Fatigue

## Module 2. How Shift Work and Long Work Hours Increase Health and Safety Risks




### Objectives

This module gives information about the functions of sleep and physiology of sleep regulation, with the following objectives:

1. Explain how shift work and long hours are linked to health and safety risks.
2. Describe important functions occurring during sleep.
3. Describe relevant physiologic processes involved in sleep and fatigue.

Organizations and officers can use this information for developing strategies to improve sleep and reduce the immediate negative impacts of fatigue. Research indicates that shift work and long work hours increase health and safety risks by disturbing sleep and circadian rhythms and reducing time for family and non-work responsibilities. Long work hours, in addition, increase exposures to hazards at work and reduce recovery times. These immediate effects promote stress, fatigue, negative mood, discomfort, physiologic dysfunction, and poor health behaviors (overeating, smoking, and lack of exercise). These in turn could lead to illnesses and injuries for the worker. In addition, the risks can extend to families, for example, from the conflicting demands of work and family. Risks to employers include reduced productivity, increased absenteeism, and increases in worker errors, which can lead to citizen complaints. Mistakes by fatigued officers can have broad-reaching negative effects on the community, ranging from reduced public trust in police legitimacy to motor vehicle crashes during work and the commute. Scientific evidence indicates that the characteristics of the worker and the demands of the job influence whether these negative outcomes occur.

Click the link to download a 2-minute video to hear Bryan Vila Ph.D., an internationally recognized expert in managing police fatigue. Dr. Vila is a former police officer and law enforcement executive with 17 years' experience in local, national and international agencies. After earning his Ph.D., he pioneered the study of the impact of workplace fatigue on officers' safety, performance and health more than 35 years ago. He has given workshops on this topic to thousands in law enforcement across the United States, United Kingdom, and Canada.



Previous: Module 1: References

Next: Coping

Module 3. Risks Associated With Shift Work and Long Work Hours


NIOSH Training for Law Enforcement on Shift Work and Long Work Hours

Promoting productive workplaces through safety and health research **NIOSH**

Part One

- Module 1. Introduction to NIOSH Training for Law Enforcement on Shift Work and Long Work (Minutes 3)
- Module 2. How Shift Work and Long Work Hours Increase Health and Safety Risks (20 minutes)
- Module 3. Risks Associated With Shift Work and Long Work Hours (18 Minutes)**
- Negative Impacts on Sleep
- Microsleeps
- Functioning
- Functioning, Cont.
- Sleep Deprivation Impairs Mood and Communication Skills
- Common and Critical Misconceptions and Individual Differences
- Impairments Due to Sleep Deprivation Are Similar to Those Due to Alcohol Intoxication!
- Reflection on Experience with Drowsy Driving
- Injuries/Errors
- Specific Law Enforcement Risks
- Specific Law Enforcement Risks, Cont.
- Groups at Risk for Crashes Due to

## Module 3. Risks Associated With Shift Work and Long Work Hours



### Objectives

Research indicates shift work and long work hours are associated with a somewhat higher risk for illnesses, errors, injuries, and certain symptoms. This module will discuss this wide range of risks:

1. Declines in brain functioning (thinking, remembering, etc.)
2. Reduced job performance: risk of accidents and errors
3. Negative impact on health behaviors (obesity, smoking, etc.)
4. Increased short-term and long-term health risks
5. Negative impacts on families, employers, and the community

Many of these risks can be reduced by correcting disruptions to sleep and circadian rhythms.

Previous: Module 2: References

Next: Negative Impacts on Sleep

https://wwwdev.cdc.gov/niosh/z-lab-945/police\_training/part-one/mod4/1.html

The National Institute for Occupational Safety and Health (NIOSH)

NIOSH Training for Law Enforcement on Shift Work and Long Work Hours > Part One

NIOSH Training for Law Enforcement on Shift Work and Long Work Hours

Part One

- Module 1. Introduction to NIOSH Training for Law Enforcement on Shift Work and Long Work Hours (Mintues 3)
- Module 2. How Shift Work and Long Work Hours Increase Health and Safety Risks (20 minutes)
- Module 3. Risks Associated With Shift Work and Long Work Hours (18 Minutes)
- Module 4. Individual Differences


Promoting productive workplaces through safety and health research **NIOSH**

## Module 4. Individual Differences

### Objective

Discuss factors that influence an officer's ability to adjust to shift work and extended work hours:

- Sleep differences
- Lark and owl traits
- Age
- Chronic (long-lasting) diseases
- Personal responsibilities



Previous  
Module 3: References

Next  
Sleep Differences

12:01 PM 6/21/2019

https://wwwdev.cdc.gov/niosh/z-lab-945/police\_training/part-two/mod5/1.html

The National Institute for Occupational Safety and Health (NIOSH)

NIOSH Training for Law Enforcement on Shift Work and Long Work Hours > Part Two

NIOSH Training for Law Enforcement on Shift Work and Long Work Hours

Part One

Part Two

- Module 5. Work Organization Strategies to Promote Alertness and Health in Officers (21 minutes)

Promoting productive workplaces through safety and health research **NIOSH**

## Module 5. Work Organization Strategies to Promote Alertness and Health in Officers

### Objectives

In this Module, police managers and officers can learn strategies for improving the organization of work:

- Improving the design of work schedules
- Promoting breaks during the work shift
- Conducting periodic assessments
- Using policies and systems that reduce the risk for fatigue
- Promoting a positive psychological work environment

The current climate for managing resources in law enforcement organizations is difficult. Community needs for law enforcement are rising, while departments are experiencing challenges with recruitment and retention.<sup>1</sup> At times it may seem necessary to deviate from the recommendations presented in this module, and not all of the recommendations may be relevant or feasible for your department. However, work hours are one of the major reasons for officers' absenteeism.<sup>2</sup> If you can improve work-schedule issues, you may have better success in attracting and retaining officers.

Previous  
Module 4: References

Next  
Objectives

12:02 PM 6/21/2019

https://wwwdev.cdc.gov/niosh/z-lab-945/police\_training/part-two/mod6/1.html

Module 6. Improving Your Sleep and Alertness

Long Work Hours

Part One

**Part Two**

Module 5. Work Organization Strategies to Promote Alertness and Health in Officers (21 minutes)

**Module 6. Improving Your Sleep and Alertness (17 minutes)**

Create a Good Sleep Environment

Create a Good Sleep Environment, Cont.

Prepare for Sleep

Timing Sleep to Fit Your Work Schedule

Using Light to Manage Alertness

Avoiding Light to Improve Sleep

Exercising to Improve Sleep

Sleep Aids and Stimulants

Sleep Aids and Stimulants, Cont.

Sleep Aids and Stimulants, Cont.

Sleep Aids and Stimulants, Cont.

## Module 6. Improving Your Sleep and Alertness

### Objectives

You can improve the quantity and quality of your sleep.<sup>1</sup> In this module we will cover these topics:

- How to set up a good sleep environment
- How to prepare for sleep
- How to time your sleep to fit your work schedule
- How to control light to improve or decrease alertness
- Stimulants and sedatives
- Symptoms of possible sleep disorders

Sleep is a biological need for life and health, similar to the need for food.<sup>2</sup> Most adults need 7 or more hours of good-quality sleep each day.<sup>3,4</sup> This means sleep that is long enough to meet a person's individual sleep-length need and is not interrupted by frequent arousals or awakenings. As discussed in Module 2, the amount of sleep needed may increase in response to a variety of factors. These can be temporary, such as the need to sleep longer after high physical or mental demands and when fighting infections (the flu, for instance).

Your own sleep need is genetically determined,<sup>5</sup> but the amount of time you spend in bed is (mostly) under your control. Most short sleep is the result of devoting inadequate time to sleep rather than an inherited trait for short sleep duration. In order to get enough sleep, consider taking these steps:

- Making sleep a priority
- Whenever possible, organizing your home and work life to promote good-quality sleep.

If the recommendations in this module do not seem feasible to you, reconsider each one carefully. Making even a few changes could result in a significant improvement in your sleep health and a reduction in your fatigue.

Previous  
Module 5: References

Next  
Create a Good Sleep Environment

12:02 PM 6/21/2019

https://wwwdev.cdc.gov/niosh/z-lab-945/police\_training/part-two/mod7/1.html

Module 7. Napping, an Important Fatigue Countermeasure

NIOSH Training for Law Enforcement on Shift Work and Long Work Hours

Part One

**Part Two**

Module 5. Work Organization Strategies to Promote Alertness and Health in Officers (21 minutes)

Module 6. Improving Your Sleep and Alertness (17 minutes)

**Module 7. Napping, an Important Fatigue Countermeasure (11.5 minutes)**

Objectives, Cont.

Introduction

Sleep Inertia

Nap Times

Nap Duration

Napping before Night Shift

Naps at Work

Naps at Work, Cont.

Promoting productive workplaces through safety and health research **NIOSH**

## Module 7. Napping, an Important Fatigue Countermeasure

### Objectives

The American Academy of Sleep Medicine Standards Practice Committee recommends planned naps before and during night shift for persons having difficulty with shift work.<sup>1,2</sup> This expert committee states naps can counteract work-time sleepiness and increase alertness on the job.

You need to be at your best when making critical decisions, interacting with community members, and performing other law enforcement activities. Failure to maintain on-the-job alertness can lead to critical errors and injuries for both you and others. When circadian rhythms don't match up with shift schedules, shift workers often suffer from decreased alertness during work and disturbed sleep. These difficulties occur mostly for those on the night shift.

In this module, we provide scientific information to help you make strategic use of naps to combat fatigue and sleepiness. This information covers the following objectives:

- Describe times of day most suitable for taking a nap
- Explain what both short and long naps can do for you
- Discuss organizational considerations for using naps during work shifts.

Previous  
Module 6: References

Next  
Objectives

12:03 PM 6/21/2019



https://wwwdev.cdc.gov/niosh/z-lab-945/police\_training/part-two/mod8/1.html

Module 8. Day Shift

Page Info

CDC Centers for Disease Control and Prevention  
CDC 24/7: Saving Lives. Protecting People™

All A-Z Topics

Search All CDC

The National Institute for Occupational Safety and Health (NIOSH)

NIOSH Training for Law Enforcement on Shift Work and Long Work Hours > Part Two

NIOSH Training for Law Enforcement on Shift Work and Long Work Hours

Part One

**Part Two**

Module 5. Work Organization Strategies to Promote Alertness and Health in Officers (21 minutes)

Module 6. Improving Your Sleep and Alertness (17 minutes)

Module 7. Napping, an Important Fatigue Countermeasure (11.5 minutes)

**Module 8. Day Shift (8 minutes)**

Day Shift Challenges

Using Light to Shift Circadian Rhythms

Promoting productive workplaces through safety and health research **NIOSH**

## Module 8. Day Shift

### Objectives

Although night shift is associated with the most difficult sleep problems, the day shift also can pose some sleep problems for officers. This module teaches strategies for the following:

- Waking easily and being alert on waking
- Being sleepy at the right time and falling asleep quickly
- Reducing fatigue

Because rotating shifts vary in many ways, this training does not focus on strategies for rotating between day and other shifts. If you are on rotating shifts and have difficulty adjusting to your schedule, you can consult a sleep specialist for guidance (see **Other Resources** for help in locating a specialist).

Previous  
Module 7: References

Next  
Day Shift Challenges

https://wwwdev.cdc.gov/niosh/z-lab-945/police\_training/part-two/mod8/2.html

12:04 PM 6/21/2019

https://wwwdev.cdc.gov/niosh/z-lab-945/police\_training/part-two/mod9/1.html

Module 9. Coping with Night and Evening Shifts

Page Info

CDC Centers for Disease Control and Prevention  
CDC 24/7: Saving Lives. Protecting People™

All A-Z Topics

Search All CDC

The National Institute for Occupational Safety and Health (NIOSH)

NIOSH Training for Law Enforcement on Shift Work and Long Work Hours > Part Two

NIOSH Training for Law Enforcement on Shift Work and Long Work Hours

Part One

**Part Two**

Module 5. Work Organization Strategies to Promote Alertness and Health in Officers (21 minutes)

Module 6. Improving Your Sleep and Alertness (17 minutes)

Module 7. Napping, an Important Fatigue Countermeasure (11.5 minutes)

Module 8. Day Shift (8 minutes)

**Module 9. Coping with Night and Evening Shifts (12 minutes)**

Why is night shift so difficult?

Promoting productive workplaces through safety and health research **NIOSH**

## Module 9. Coping with Night and Evening Shifts

### Objectives

In this module, you can learn ways of making night and evening shifts less difficult by taking an active coping approach toward

- Improving the quantity and quality of your sleep
- Having a healthy diet and avoiding gastrointestinal (GI) symptoms.

Information on napping, another important strategy for night shift officers, is in **Module 7**.

Rotating shifts vary in many ways, so this training will not specifically address strategies for rotating between night, evening, and other shifts. If you rotate shifts, consult a sleep disorders specialist for guidance if you have difficulties adjusting to your schedule. See **Other Resources** for a list of websites to find a sleep center and board-certified sleep specialists.

Previous  
Module 8: References

Next  
Why is night shift so difficult?

https://wwwdev.cdc.gov/niosh/z-lab-945/police\_training/part-two/mod9/2.html

12:04 PM 6/21/2019

https://www.cdc.gov/niosh/z-lab-945/police\_training/part-two/mod10/1.html

Module 10: Coping Strategies for Your Personal Life

Centers for Disease Control and Prevention  
CDC 24/7: Saving Lives. Protecting People™

The National Institute for Occupational Safety and Health (NIOSH)

NIOSH Training for Law Enforcement on Shift Work and Long Work Hours > Part Two

NIOSH Training for Law Enforcement on Shift Work and Long Work Hours

Part One

**Part Two**

Module 5. Work Organization Strategies to Promote Alertness and Health in Officers (21 minutes)

Module 6. Improving Your Sleep and Alertness (17 minutes)

Module 7. Napping, an Important Fatigue Countermeasure (11.5 minutes)

Module 8. Day Shift (8 minutes)

Module 9. Coping with Night and Evening Shifts (12 minutes)

**Module 10: Coping Strategies for**

Promoting productive workplaces through safety and health research **NIOSH**

## Module 10: Coping Strategies for Your Personal Life

**Objectives**

Officers' work schedules can affect their personal lives and can cause problems with personal relationships. In addition, the demands of work and home life can interfere with needed sleep. This module offers suggestions and strategies to help you do the following:

- Balance work and personal life
- Gain cooperation from family and friends
- Maintain communication when your work schedule conflicts with those of the important people in your life

Click the link to download a video and hear a police training manager discuss how family can help. Note: the final version of the training will use YouTube embedded videos. [MP4 - 27 MB]

**Video Placement**

Previous  
Module 9: References

Next  
Family and Social Life

https://www.cdc.gov/niosh/z-lab-945/police\_training/part-two/mod11/1.html

Module 11: Driving

Centers for Disease Control and Prevention  
CDC 24/7: Saving Lives. Protecting People™

The National Institute for Occupational Safety and Health (NIOSH)

NIOSH Training for Law Enforcement on Shift Work and Long Work Hours

Part One

Part Two

Module 5. Work Organization Strategies to Promote Alertness and Health in Officers (21 minutes)

Module 6. Improving Your Sleep and Alertness (17 minutes)

Module 7. Napping, an Important Fatigue Countermeasure (11.5 minutes)

Module 8. Day Shift (8 minutes)

Module 9. Coping with Night and Evening Shifts (12 minutes)

Module 10. Coping Strategies for Your Personal Life (12 minutes)

**Module 11: Driving (5 minutes)**

Drowsy Driving

Search NIOSH

CDC A-Z INDEX

Promoting productive workplaces through safety and health research **NIOSH**

## Module 11: Driving<sup>a</sup>

**Objectives**

Shift work and long work hours are key risk factors for sleep-related crashes. Learning how to avoid drowsy driving is important for reducing this risk. This module teaches officers:

- Important drowsy driving statistics
- Warning signs that a person is too drowsy to drive safely
- Strategies to prevent risks linked to drowsy driving

PREVIOUS  
Module 10: References

NEXT  
Drowsy Driving

<sup>a</sup> Selected content in this Module was adapted from the Drowsy Driving by National Sleep Foundation on <http://drowsydriving.org>

https://wwwdev.cdc.gov/niosh/z-lab-945/police\_training/part-two/mod12/1.html

Module 12. Action Steps and Final Comments

The National Institute for Occupational Safety and Health (NIOSH)

NIOSH Training for Law Enforcement on Shift Work and Long Work Hours > Part Two

NIOSH Training for Law Enforcement on Shift Work and Long Work Hours


Part One

**Part Two**

- Module 5. Work Organization Strategies to Promote Alertness and Health in Officers (21 minutes)
- Module 6. Improving Your Sleep and Alertness (17 minutes)
- Module 7. Napping, an Important Fatigue Countermeasure (11.5 minutes)
- Module 8. Day Shift (8 minutes)
- Module 9. Coping with Night and Evening Shifts (12 minutes)
- Module 10. Coping Strategies for Your Personal Life (12 minutes)

Promoting productive workplaces through safety and health research **NIOSH**

## Module 12. Action Steps and Final Comments



We have covered a wide range of health and safety issues linked to shift work and long hours. To make this information work for you, next we suggest action steps for moving toward better health and well-being when working these schedules.

Previous  
Module 11: References

Next  
Objectives

https://wwwdev.cdc.gov/niosh/z-lab-945/police\_training/part-two/mod12/9.html

Final Comments

The National Institute for Occupational Safety and Health (NIOSH)

NIOSH Training for Law Enforcement on Shift Work and Long Work Hours > Part Two > Module 12. Action Steps and Final Comments (8.5 minutes)

NIOSH Training for Law Enforcement on Shift Work and Long Work Hours


Part One

**Part Two**

- Module 5. Work Organization Strategies to Promote Alertness and Health in Officers (21 minutes)
- Module 6. Improving Your Sleep and Alertness (17 minutes)
- Module 7. Napping, an Important Fatigue Countermeasure (11.5 minutes)
- Module 8. Day Shift (8 minutes)
- Module 9. Coping with Night and Evening Shifts (12 minutes)
- Module 10. Coping Strategies for Your Personal Life (12 minutes)
- Module 11. Driving (5 minutes)
- Module 12. Action Steps and Final Comments (8.5 minutes)**

Promoting productive workplaces through safety and health research **NIOSH**

## Final Comments



[Click the link to download a link and hear a police officer give final comments.](#) (MP4 - 32 MB). Note: the final version of the training will use YouTube embedded videos.

Society needs officers to provide critical services around the clock. As a result, shift work is a necessary part of policing.

The scientific community recognizes the challenge that officers on shift work face: the need to work at night (when our physiology sets us up to sleep) and sleep during the day (when our body is normally active). It can be done, but this requires a concerted effort by both officers and their managers.

The goal of this training is to pass along suggestions for doing this better. Applying the latest information can help you improve your health and well-being when working shifts and long hours.

However, science has not answered all of the questions in this area, so remember to look periodically for newly reported findings. A very active community of scientists is working on these issues to help the many shift workers who provide vital services for society around the clock.

Previous  
Support Help!

Next  
References