



College Affordability and Transparency Explanation Form

Original Password:

New Password:

Confirm Password:

Save

Before you proceed, please create a new password. The new password must conform to the following rules:

- Must be between eight and fourteen characters long
- Must contain at least one upper case character (A, B, C ...)
- Must contain at least one lower case character (a, b, c...)
- Must contain at least one numeric character (1, 2, 3 ...)
- Must contain at least one special character (!, @, #, \$, %, ^, & or *)

[Back to Login Page](#)



College Affordability and Transparency Explanation Form

User ID

E-mail Address

Reset

- Please enter your User ID and the e-mail address of the person primarily responsible for completing the CATEF (as entered in Section 1 of the form). If you have not previously accessed the system, this will be the e-mail address of your institution's IPEDS Keyholder.

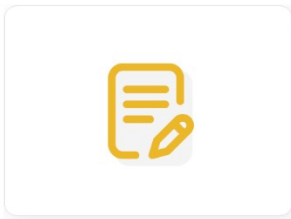
- Click on the "Reset Password" button to submit your password reset request. We will verify the information provided, and once verified, send a temporary password to the e-mail address provided. After you login using the temporary password you will be prompted to create a new password.

[Back to Login Page](#)




College Affordability and Transparency Explanation Form

[Forgot Your Password ?](#)



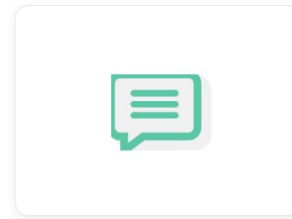
OMB Control Number

According to the Paperwork Reduction Act of 1995, no persons are required to respond to a collection of information unless such collection displays a valid OMB control number. The valid OMB control number for this information collection is 1840-0822.



Time Requirement

Public reporting burden for this collection of information is estimated to average 2.3 hours per response, including time for reviewing instructions, searching existing data sources, gathering and maintaining the data needed, and completing and reviewing the collection of information. The obligation to respond to this collection is mandatory (§132 of the Higher Education Act of 1965 as amended (HEA), 20 U.S.C. §1015a).



Comments & Suggestions

If you have any comments concerning the accuracy of the time estimate, suggestions for improving this individual collection, or if you have comments or concerns regarding the status of your individual form, application or survey, please contact U.S. Department of Education, Office of Postsecondary Education, Freddie Cross at Freddie.cross@ed.gov directly.

Need CATEF Help ?

If you have any comments or concerns regarding the status of your individual submission of this information, contact the CATEF Help Desk



(888) 288-6131




catef@inovas.net



College Affordability and Transparency Explanation Form

[Forgot Your Password](#)



Select Institution

110547 - California State University-Dominguez Hills (Net Price)	Locked
110547 - California State University-Dominguez Hills (Net Price)	Locked
110547 - California State University-Dominguez Hills (Net Price)	Incomplete
110547 - California State University-Dominguez Hills (Net Price)	Incomplete
110547 - California State University-Dominguez Hills (Net Price)	Incomplete

OMB Control Number

According to the Paperwork Reduction Act of 1995, no persons are required to respond to a collection of information unless it displays a valid OMB control number. The valid OMB control number for this information collection is 1840-0822.

Time Requirement

The time required to complete this information is estimated to average 3.27 hours per institution, including the time to review instructions, search existing data resources, gather the data needed, and complete and review the information collection.

Comments & Suggestions

If you have any comments concerning the accuracy of the time estimate or suggestions for improving this collection, please write to: U.S. Department of Education, Washington, DC 20202-4537.

Need CATEF Help ?

If you have any comments or concerns regarding the status of your individual submission of this information, contact the CATEF Help Desk



(888) 288-6131



catef@inovas.net



College Affordability and Transparency Explanation Form

[View/Download the CATEF Handbook](#) (file size: 867kb)

Additional information and resources available on the
[Department of Education's College Affordability and Transparency Page](#).

For immediate assistance with any additional questions or problems related to system usage, please contact the
CATEF Help Desk toll-free at [\(888\) 268-8131](tel:888-268-8131) or via e-mail catef@inovas.net

[Back to Last Page](#)



Sections

Summary Screen



110547 - Example College (Net Price)

Section 1 - General Information

Your institution has been identified as one whose increases in tuition and fees, or net price after grant and scholarship aid, over the most recent three academic years for which data are available fell in the top five percent within your sector. Therefore, you were included on one of the lists that were posted at <http://collegecost.ed.gov/catc/>, on June 30, 2017. According to section 132(e) of the Higher Education Act of 1965, as amended, all institutions included on the highest increase lists are required to provide additional information to the Secretary of Education.

Please complete the following form, which collects information regarding costs at your institution. You must complete this form no later than September 29, 2018.

Contact Information for person filling out the form if other than preloaded IPEDS Keyholder^①

* - field is required

First name *

Last Name *

Position *

Phone Number *

E-Mail Address *

Next



Sections

Summary Screen

- 1
- 2
- 3
- 4
- 5
- 6

110547 - Example College (Net Price)

Section 2 - Cost Area

Data that your institution reported as expenses in the IPEDS Finance (F) component in 2015-16 and 2017-18 have been carried forward below. The three-year percentage change has been calculated for you and the cost areas with the greatest increases have been highlighted.

Your institution's full-time equivalent (FTE) student enrollment¹ counts for the first and last year of the three-year period have also been carried over from the IPEDS 12-month Enrollment Component (E12). The three-year percentage change has also been calculated for you.

If you have questions about the data presented in this section, please contact the IPEDS Keyholder at your institution.

Please select up to 3 cost areas listed below that contributed the most to the increase.

Cost Area <small>(Based on IPEDS Finance component Expenses in Part E)</small>	2015-16 Total Amount	2017-18 Total Amount	3-Year % Change
<input type="checkbox"/> <u>Instruction</u>	\$3,506,627	\$2,593,041	-26%
<input type="checkbox"/> <u>Research</u>	\$3,506,627	\$2,593,041	-26%
<input type="checkbox"/> <u>Public Service</u>	\$3,506,627	\$2,593,041	-26%
<input type="checkbox"/> <u>Academic Support</u>	\$3,506,627	\$2,593,041	-26%
<input type="checkbox"/> <u>Student Services</u>	\$3,506,627	\$2,593,041	-26%
<input type="checkbox"/> <u>Institutional Support</u>	\$3,506,627	\$2,593,041	-26%
<input type="checkbox"/> <u>Auxiliary Enterprises</u>	\$3,506,627	\$2,593,041	-26%
<input type="checkbox"/> <u>Net Grant Aid to Students</u>	\$3,506,627	\$2,593,041	-26%
<input type="checkbox"/> <u>Scholarship and fellowships expenses, excluding discounts & allowances</u>	\$3,506,627	\$2,593,041	-26%
<input type="checkbox"/> <u>Hospital services</u>	\$3,506,627	\$2,593,041	-26%
<input type="checkbox"/> <u>Independent operations</u>	\$3,506,627	\$2,593,041	-26%
<input type="checkbox"/> <u>Other expenses & deductions</u>	\$3,506,627	\$2,593,041	-26%
FTE student enrollment from E12	417	278	-26%

Previous

Next



Sections

Summary Screen



110547 - Example College (Net Price)

Section 3 - Cost Increase Description

Between Year 1 and Year 3 your institution's cost area 1 has increased XX%, cost area 2 has increased XX%, cost area 3 has increased XX%. Please select up to 3 of the reasons listed below that contributed the most to the increase:

Institutional Areas:

- | | |
|-------------------------------------------------------|----------------------------------------------------------|
| <input type="checkbox"/> Added Programs | <input type="checkbox"/> Added Staff |
| <input type="checkbox"/> Benefits | <input type="checkbox"/> Change in Reporting Methodology |
| <input type="checkbox"/> Increased Enrollment | <input type="checkbox"/> Increased Operational Costs |
| <input type="checkbox"/> Purchased Supplies/Equipment | <input type="checkbox"/> Reporting Error |
| <input type="checkbox"/> Salaries and Wages | |

Academic Support, Student Services and Institutional Support:

- | | |
|---------------------------------------------------------|------------------------------------------------|
| <input type="checkbox"/> Increased Institutional Grants | <input type="checkbox"/> Increased Eligibility |
| <input type="checkbox"/> Scholarships/Financial Aid | <input type="checkbox"/> 0% Increase |

Does your institution has explanation about these reasons?

- Yes No

Auxiliary Enterprises:

- | | |
|--------------------------------------------------|----------------------------------------------------|
| <input type="checkbox"/> Repairs and Maintenance | <input type="checkbox"/> Operation and Maintenance |
| <input type="checkbox"/> Contracted Services | <input type="checkbox"/> Renovations |
| <input type="checkbox"/> Athletics | <input type="checkbox"/> Bookstore |
| <input type="checkbox"/> Capital Projects | <input type="checkbox"/> Depreciation and Interest |
| <input type="checkbox"/> Food Services | <input type="checkbox"/> Student Housing |

Does your institution has explanation about these reasons?

- Yes No

Institutional Support:

- | | |
|----------------------------------------------------|----------------------------------------------------------|
| <input type="checkbox"/> Grants | <input type="checkbox"/> Added Campus |
| <input type="checkbox"/> Repairs and Maintenance | <input type="checkbox"/> Renovations |
| <input type="checkbox"/> Other | <input type="checkbox"/> New to Title IV |
| <input type="checkbox"/> Bad Debt | <input type="checkbox"/> Contracted Services |
| <input type="checkbox"/> Operation and Maintenance | <input type="checkbox"/> Capital Projects |
| <input type="checkbox"/> Depreciation and Interest | <input type="checkbox"/> Tech Investments/infrastructure |

Does your institution has explanation about these reasons?

- Yes No

Previous

Next



Sections

Summary Screen



110547 - Example College (Net Price)

Section 3 - Cost Area

Between Year 1 and Year 3 your institution's cost area 1 has increased XX%, cost area 2 has increased XX%, cost area 3 has increased XX%.

Instruction:

- | | |
|----------------------------------------------------|------------------------------------------------------------|
| <input type="checkbox"/> New Degree Levels | <input type="checkbox"/> Physical Expansion |
| <input type="checkbox"/> Capital Projects | <input type="checkbox"/> Renovations |
| <input type="checkbox"/> Decreased Enrollment | <input type="checkbox"/> Professional Development/Training |
| <input type="checkbox"/> Added Campus | <input type="checkbox"/> Curriculum Development |
| <input type="checkbox"/> Higher Credentialed Staff | <input type="checkbox"/> Tech Investments/Infrastructure |
| <input type="checkbox"/> New to Title IV | |

Does your institution has explanation about these reasons?

- Yes No

Research and Public Service:

- | | |
|--------------------------------------|---------------------------------|
| <input type="checkbox"/> 0% Increase | <input type="checkbox"/> Grants |
| <input type="checkbox"/> Other | |

Does your institution has explanation about these reasons?

- Yes No

Other Expenses & Deductions:

- | | |
|--------------------------------------------------|----------------------------------------------------|
| <input type="checkbox"/> Repairs and Maintenance | <input type="checkbox"/> Depreciation and Interest |
| <input type="checkbox"/> Capital Projects | <input type="checkbox"/> Other |

Does your institution has explanation about these reasons?

- Yes No

Grants, Scholarships and Fellowships:

- | | |
|---------------------------------------------------------|------------------------------------------------|
| <input type="checkbox"/> Increased Institutional Grants | <input type="checkbox"/> Increased Eligibility |
| <input type="checkbox"/> Scholarships/Financial Aid | <input type="checkbox"/> 0% Increase |

Does your institution has explanation about these reasons?

- Yes No

Hospital Services:

- | | |
|----------------------------------------------------------|-------------------------------------------------------|
| <input type="checkbox"/> Change in Reporting Methodology | <input type="checkbox"/> Merged |
| <input type="checkbox"/> Tech Investments/Infrastructure | <input type="checkbox"/> Added Campus |
| <input type="checkbox"/> Added Programs | <input type="checkbox"/> Added Staff |
| <input type="checkbox"/> Benefits | <input type="checkbox"/> Purchased Supplies/Equipment |
| <input type="checkbox"/> Salaries and Wages | <input type="checkbox"/> Other |

Does your institution has explanation about these reasons?

- Yes No

Independent Operations:

- | | |
|----------------------------------------------|----------------------------------------------------------|
| <input type="checkbox"/> 0% Increase | <input type="checkbox"/> Change in Reporting Methodology |
| <input type="checkbox"/> Contracted Services | <input type="checkbox"/> Grants |
| <input type="checkbox"/> Natural Disaster | <input type="checkbox"/> Relocated |
| <input type="checkbox"/> Reporting Error | <input type="checkbox"/> Reporting Error |
| <input type="checkbox"/> Other | |

Does your institution has explanation about these reasons?

- Yes No

Previous

Next



Sections

Summary Screen



110547 - Example College (Net Price)

Section 4 - Steps Towards Cost Reduction

Does your institution have/Has your institution implemented any plans to decrease the cost of attendance at your institution ? *

Yes No

⚠ Your institution has been on the Net Price/Tuition and Fees list for two or more consecutive years. Please describe the progress made on the steps to reduce costs that were provided on this form last year.

Does your institution have/Has your institution implemented any plans to decrease the cost of attendance at your institution ? *

Yes No

Previous

Next



Sections

Summary Screen



110547 - Example College (Net Price)

Section 4 - Steps Towards Cost Reduction

Does your institution have/Has your institution implemented any plans to decrease the cost of attendance at your institution ? *

Yes No

Your answer is Yes. Please describe any plans your institution has taken or will take to decrease the cost of attendance at your institution. *

⚠ Your institution has been on the Net Price/Tuition and Fees list for two or more consecutive years. Please describe the progress made on the steps to reduce costs that were provided on this form last year.

Does your institution have/Has your institution implemented any plans to decrease the cost of attendance at your institution ? *

Yes No

Previous

Next



Sections

Summary Screen



110547 - Example College (Net Price)

Section 4 - Steps Towards Cost Reduction

Does your institution have/Has your institution implemented any plans to decrease the cost of attendance at your institution ? *

Yes No

Your answer is No. Please describe any plans your institution has taken or will take to decrease the cost of attendance at your institution. *

▲ Your institution has been on the Net Price/Tuition and Fees list for two or more consecutive years. Please describe the progress made on the steps to reduce costs that were provided on this form last year.

Does your institution have/Has your institution implemented any plans to decrease the cost of attendance at your institution ? *

Yes No

Previous

Next



Sections

Summary Screen



110547 - Example College (Net Price)

Section 5 - Control of Student Charges

Are student charges (tuition and fee rates) within the exclusive control of the institution? *

Yes No

Previous

Next



Sections

Summary Screen



110547 - Example College (Net Price)

Section 5 - Control of Student Charges

Are student charges (tuition and fee rates) within the exclusive control of the institution? *

Yes No

Your answer is No. Please explain the questions below.

A) Identify the agency or agencies responsible for determining the tuition and fee increases *

B) Provide an explanation of the extent to which the institution participates in determining the tuition and fee increases *

Additional Information: Please use this box to provide any other information your institution considers relevant to increases in net prices charged to students at your institution.

Previous

Next



Sections

Summary Screen



110547 - Example College (Net Price)

Section 6 - Burden Estimate

Did you find the estimated burden amount of 2.3 hours to be accurate for this survey ? *

Yes No

Your answer is No. Please enter number of hour(s):

Previous

Next



Error

We are sorry!

The last action resulted in an error. The information about the error was stored automatically. We will investigate its cause.

For further assistance, please contact the CATEF Help Desk at 1-888-288-6131.

Back



Help

[View/Download the CATEF Handbook](#) (file size: 867kb)

Additional information and resources available on the
[Department of Education's College Affordability and Transparency Page](#).

For immediate assistance with any additional questions or problems related
to system usage, please contact the

CATEF Help Desk toll-free at [\(888\) 268-8131](tel:8882688131) or via e-mail catfef@inovas.net

[Back](#)