

Attachment #1:

Individual Survey

1. Where do you live in the region (“your area”)?
[Drop down with all cities and towns in region]
2. What do you like best about the outdoor environment in your area?
[Character-limited space to add text]
3. What do you think are the biggest problems for the outdoor environment in your area?
[Character-limited space to add text]

4. How does the outdoor environment impact you and your family’s health in your area?

- 1 - Very negatively
- 2 - Somewhat negatively
- 3 - Sometimes negatively/Sometimes positively
- 4 - Somewhat positively
- 5 - Very positively

5. How would you rate the safety of your drinking water?

- 1 - Very unsafe
- 2 - A little unsafe
- 3 - Adequate
- 4 - Fairly safe
- 5 - Very safe

6. How do you describe the condition of rivers, lakes, and/or beaches in your town?

- 1 - Very polluted
- 2 - A little polluted
- 3 - Adequate
- 4 - Fairly clean
- 5 - Very clean

7. How impacted have you been by flooding in your area?

- 1 - Deeply impacted
- 2 - Moderately impacted
- 3 - Slightly impacted
- 4 - Not impacted

8. Do you have public access outdoor spaces (e.g., parks, streams, lakes, beaches) within a mile of your area?

- 1 - No options
- 2 - Very few options
- 3 - Moderate options
- 4 - Many options

9. How would you rate the quality of the outdoor spaces in your area (e.g., cleanliness, safety, natural beauty)?

- 1 - Very poor
- 2 - Poor
- 3 - Fair
- 4 - Good
- 5 - Very good

10. How concerned are you about your ability to fish, hunt, or harvest wild resources in your area based on the condition of the outdoor environment?

- 0 - I don't fish, hunt, or harvest
- 1 - Not at all concerned
- 2 - Slightly concerned
- 3 - Somewhat concerned
- 4 - Moderately concerned
- 5 - Extremely concerned

11. How often do you use public outdoor spaces in your area?

- 1 - Never
- 2 - Rarely
- 3 - Occasionally
- 4 - A moderate amount
- 5 - A great deal

12. How often do you choose to visit outdoor areas outside your local area (that is, in other parts of the state)?

- 1 - Never
- 2 - Rarely
- 3 - Occasionally
- 4 - Almost every time
- 5 - Every time

13. How often do you get to share your perspective to local leaders about the outdoor environment and its impact on your health?

- 0 - I don't know
- 1 - Never
- 2 - Rarely
- 3 - Sometimes
- 4 - Very often

14. Please evaluate this statement: "I trust my local leaders to work in the best interest of my family and community."

- 1 - Usually not true
- 2 - Rarely true
- 3 - Occasionally true
- 4 - Often true
- 5 - Usually true

15. What values are important to you about your property (rental or owned)? Pick all that apply.

- Place to live
- Place to visit
- Financial asset
- Pass on to children
- Preserve natural landscape and setting
- Other _____.

16. What impact has new land development (e.g., new houses, commercial buildings) had on your area?

- 1 - Very negative
- 2 - Somewhat negative
- 3 - Sometimes negative/Sometimes positive
- 4 - Somewhat positive
- 5 - Very positive

17. Which special features of your area are important to you to preserve for future residents? Pick all that apply.

- Homestead/family history
- Culture, tradition, heritage
- Wildlife observation and resources
- Forestry or agricultural use
- Topographical or geological
- Stream frontage, ponds, water access, etc.
- Other _____.

18. What impact do you feel public art (like murals) have in your community?

- 1 - Very negative
- 2 - Somewhat negative
- 3 - Sometimes negative/Sometimes positive
- 4 - Somewhat positive
- 5 - Very positive


19. Do you feel satisfied with your access and/or your family's access to environmental education and experiences in outdoors?

- 1 – Not at all satisfied
- 2 – slightly satisfied
- 3 – moderately satisfied
- 4 – Very satisfied
- 5 – Extremely satisfied


20. How concerned are you about having to move your residence, get a new job, or change the places you visit based on the condition of the outdoor environment?

- 1 – Not at all concerned
- 2 – Slightly concerned
- 3 – Somewhat concerned
- 4 – Moderately concerned
- 5 – Extremely concerned


21. How much a part of your personal identity is nature?



22. How much a part of your personal identity is the ocean/coast?



23. How much a part of your personal identity is Narragansett Bay?



24. How much a part of your personal identity is your town?



25. How long have you lived in your town?

- 1 – 0-2 years
- 2 – 3-5 years
- 3 – 6-10 years
- 4 – 10+ years

26. How likely are you to continue to live in your town in the next 10 years?

- 1 – Extremely unlikely
- 2 – Unlikely
- 3 – Neutral
- 4 – Likely
- 5 – Extremely likely

27. We would love to hear in your own words: What improvements do you think are most important for the outdoor environment in your area?

[Character-limited space to add text]

28. We want you to stay involved. What would be the best ways for you to continue being involved in representing your family and community's needs in the Narragansett Bay Estuary Program's Vision 2032 planning? (select all that apply)

- Share this survey with my family/peers/co-workers/neighbors.
- Get updates via this website.
- Get updates via social media.
- Talk/email with Narragansett Bay Estuary Program staff.
- Participate in Vision 2032 meetings (open-to-public and virtually hosted on Zoom).
- Gather my peers/co-workers/neighbors for a listening session on the topics in this survey (please inquire directly).
- Other _____.
- Other _____.
- I'm not interested in staying involved.

Organizational Survey

1. What is the name of your organization?

_____.

2. What is the current geographic focus for your organization?

[Map using ArcGIS Survey that enable respondents to identify the geography they serve]

[Option to upload a shapefile, if technology supports it]

3. What topics have been your priority over the last three years? Select all that apply.

Water quality.

Public health.

Wastewater/septic.

Farming.

Stormwater.

Fishing.

Habitat.

Forestry.

Wildlife.

Business.

Climate.

Environmental justice.

Land use.

Cultural resources.

Energy.

History/heritage resources.

Other: _____.

Other: _____.

4. What types of work have been your priority over the last three years? Select all that apply.

Convening.

Data analysis.

Planning.

Fundraising.

Engineering.

Economic development.

Construction.

Community development.

Project management.

Legal.

Restoration

Advocacy.

Preservation

Education.

Natural Resource management.

Job training.

Monitoring.

Art.

Research.

Citizen/volunteer initiatives

Other: _____

Other: _____

5. What are the biggest challenges you face in advancing your mission? Select all that apply.

Information/data deficiencies.

Inadequate solutions to problems.

Insufficient regulations.

Lack of economic drivers.

Short staff or internal capacity.

Not enough funding for programs or projects.

Lack of public awareness.

Apathy / behavior change barriers.

Lack of contact with decision-makers.

Other _____.

Other _____.

Other _____.

6. What are five actions related to the broad categories of water quality, wildlife, and quality of life your organizations would like to see over the next ten years that could help advance your mission? *[Character-limited space to add text below]*

- a. _____.
- b. _____.
- c. _____.
- d. _____.
- e. _____.

7. We want you to stay involved. What would be the best ways for you to represent your community's needs in the Narragansett Bay Estuary Program's Vision 2032 planning? Select all that apply.

- Share this survey with your organization's network and peers/family/friends.
- Get updates via this website.
- Get updates via social media.
- Talk/email with Narragansett Bay Estuary Program staff.
- Participate in Vision 2032 meetings (open-to-public and virtually hosted on Zoom).
- Gather co-workers/peers/friends for a listening session to complete/discuss survey.
- Provide written comments.
- Other _____.
- Other _____.
- I'm not interested in staying involved.

PRA Burden Statement:

This collection of information is approved by OMB under the Paperwork Reduction Act, 44 U.S.C. 3501 et seq. (OMB Control No. 2010-0042). Responses to this collection of information are voluntary. An agency may not conduct or sponsor, and a person is not required to respond to, a collection of information unless it displays a currently valid OMB control number. The public reporting and recordkeeping burden for this collection of information is estimated to be approximately 15 minutes per response. Send comments on the Agency's need for this information, the accuracy of the provided burden estimates and any suggested methods for minimizing respondent burden to the Regulatory Support Division Director, U.S. Environmental Protection Agency (2821T), 1200 Pennsylvania Ave., NW, Washington, D.C. 20460. Include the OMB control number in any correspondence. Do not send the completed form to this address.

Attachment #2:

Respondent pool for surveys includes those who steward, reside, work, or visit our region, as defined by the following list of towns.

Abington, MA	Kingston, MA	South Kingstown, RI
Attleboro, MA	Lakeville, MA	Stoughton, MA
Auburn, MA	Leicester, MA	Sutton, MA
Avon, MA	Lincoln, RI	Swansea, MA
Barrington, RI	Little Compton, RI	Taunton, MA
Bellingham, MA	Mansfield, MA	Tiverton, RI
Berkley, MA	Mendon, MA	Upton, MA
Blackstone, MA	Middleborough, MA	Uxbridge, MA
Boylston, MA	Middletown, RI	Walpole, MA
Bridgewater, MA	Milford, MA	Warren, RI
Bristol, RI	Millbury, MA	Warwick, RI
Brockton, MA	Millville, MA	Webster, MA
Burrillville, RI	Narragansett, RI	West Boylston, MA
Carver, MA	New Bedford, MA	West Bridgewater, MA
Central Falls, RI	Newport, RI	West Greenwich, RI
Coventry, RI	Norfolk, MA	West Warwick, RI
Cranston, RI	North Attleborough, MA	Westborough, MA
Cumberland, RI	North Kingstown, RI	Westport, MA
Dartmouth, MA	North Providence, RI	Weymouth, MA
Dighton, MA	North Smithfield, RI	Whitman, MA
Douglas, MA	Northbridge, MA	Woonsocket, RI
East Bridgewater, MA	Norton, MA	Worcester, MA
East Greenwich, RI	Oxford, MA	Wrentham, MA
East Providence, RI	Pawtucket, RI	
Easton, MA	Paxton, MA	
Exeter, RI	Pembroke, MA	
Fall River, MA	Plainville, MA	
Foster, RI	Plymouth, MA	
Foxborough, MA	Plympton, MA	
Franklin, MA	Portsmouth, RI	
Freetown, MA	Providence, RI	
Glocester, RI	Raynham, MA	
Grafton, MA	Rehoboth, MA	
Halifax, MA	Rochester, MA	
Hanson, MA	Rockland, MA	
Holbrook, MA	Scituate, RI	
Holden, MA	Seekonk, MA	
Hopedale, MA	Sharon, MA	
Hopkinton, MA, MA	Shrewsbury, MA	
Jamestown, RI	Smithfield, RI	
Johnston, RI	Somerset, MA	