

Insure Kids Now

Dental Provider Data Submission Technical Information

Version 3.8

Effective date: [TBD]

Centers for Medicare & Medicaid Services (CMS)

Health Resource Services and Administration

(HRSA)

Insure Kids

Table of Contents

<u>Section</u>	<u>Page</u>
Contents	
<i>List of Tables</i>	3
<i>Page</i>	3
<i>Document Change History</i>	4
1. Introduction	1
Key Concepts and Deadlines.....	1
Technical Assistance Resources.....	2
IKN Security Policy.....	2
2. Getting Started with the IKN Data Management Website	3
Log in and Registration Page.....	4
Managing Organization Information.....	6
2.2.1 Add New Organization Feature.....	6
2.2.2 Remove Organization Feature.....	7
2.2.3 Manage Organizational Profile Feature.....	8
Managing Individual User Information.....	10
2.3.1 View/Update Profile.....	11
2.3.2 Manage Password.....	11
2.3.3 Manage Registered Organizations.....	13
3. Provider Data File Requirements	14
What Constitutes a Provider Record.....	14
Required Data Fields.....	15
File Structure.....	16
4. Strategies for Submitting The Provider Data File	18
Upload to IKN Data Management Website.....	18
Edit Provider Data Feature.....	19
5. Editing Coverage Plan Names and Removing Duplicates	20
Key Definitions.....	20
Program/Health Plan Name Validation.....	20
Manage Existing Data.....	23
Certify Provider Data Feature.....	24
6. Data Validation	25
Data File Submission and Validation Receipt.....	25

Insure Kids

Geophone Report.....	26
Provider Duplicates.....	30
Find a Dentist - Report a Problem Form.....	30
7. <i>Updating the Summary of Benefits</i>	31
<i>Appendix A: Entry of Group Practice and Federally Qualified Health Centers Provider Data</i>	34
<i>Appendix B: Text Data File Submission Fields and Information</i>	35

Insure Kids

Table of Figures

	<u>Page</u>
Figure 1: IKN Data Management Website Login Page.....	5
Figure 2: IKN Data Management Website Home Page.....	6
Figure 3: Add New Organization Feature.....	7
Figure 4: Remove Organization Feature.....	8
Figure 5: Manage Organization Profile Feature.....	9
Figure 6: View/Update Profile Feature.....	11
Figure 7: Manage Password Feature.....	12
Figure 8: My Registered Organizations.....	13
Figure 9: Example of Provider Data File.....	16
Figure 10: Upload Provider Data Feature.....	18
Figure 11: Edit Provider Data Feature.....	19
Figure 12: Certify Provider Data Feature.....	24
Figure 13: Data File Submission and Validation Receipt.....	26
Figure 14: Geophone Report: Summary Tab.....	28
Figure 15: Geophone Report: Raw Results.....	29
Figure 16: Find a Dentist - Report a Problem Form.....	30
Figure 17: Summary of Benefits Feature (Landing Page).....	31
Figure 18: Summary of Benefits Feature (Benefits Form).....	32

List of Tables

	<u>Page</u>
Table 1: Significant Change History.....	iv
Table 2: System Roles.....	3
Table 3: List of Data Fields.....	15
Table 4: Sample Program Name/Health Plan Name Combinations on Validation Page.....	21
Table 5: Sample Data File Content and Outcomes.....	22
Table 6: Data Validation Checks.....	25
Table 7: Text Data File Submission Fields and Information.....	35

Document Change History

Table 1 lists the significant changes to the document, with the most recent changes listed first. Changes to spelling, punctuation, minor re-wording, and other revisions are not explicitly called out or described.

Table 1: Significant Change History

Version	Date	Change Description
3.8	TBD	<ul style="list-style-type: none"> Added content about the IKN Find a Dentist – Report a Problem Form
3.7	November 2019	<ul style="list-style-type: none"> Removed the System Role content that is specific to the Upload Admin role – manage organization user permissions were removed. Removed the Manage Organization Users section. Removed content that recommends users to contact their State Administrators regarding account issues.
3.6	September 2019	<ul style="list-style-type: none"> Updated Figures and text to reflect the new re-designed website.
3.5	November 2017	<ul style="list-style-type: none"> Removed content referencing the IKN Client Submission Tool
3.4	September 2017	<ul style="list-style-type: none"> Added content about the IKN security policy, new system changes regarding the remove organization feature and made minor updates to text.
3.3	August 2016	<ul style="list-style-type: none"> Added information about new security requirements in the Login and Registration Page and Manage Password sections.
3.2	May 2016	<ul style="list-style-type: none"> Revised the structure of the document. Used the term Coverage Plan Name consistently throughout the document to describe the name displayed on the IKN Dentist Locator (combination of Program Name and Health Plan Name). Updated document to reflect the following system changes: <ul style="list-style-type: none"> Revised submission rules for summary of benefits content. Program Type field is now required on the Program/Health Plan Name validation page. Revised validation procedures to incorporate validation on program type field against the content entered on Program/Health Plan Name validation page. New services added to summary of benefits template.
3.1	July 10, 2015	<ul style="list-style-type: none"> Added information about duplicated content rejection rules under data validation section.

Insure Kids

Version	Date	Change Description
3.0	February 18, 2015	<ul style="list-style-type: none"> Modified the following fields to indicate they will become optional after February 18, 2015: Services_Mobility; Sedation; and Services_Intellectual_Disability. Added instructions to upgrade IKN Client Tool to latest version. Minor editorial revisions.
2.9	December 7, 2013	<ul style="list-style-type: none"> Added content indicating that Program Name is now a required field. Added content indicating that all submission files must contain column headers for all fields, including optional fields. All files must now contain 27 columns total. Added description of new features: Program/Health Plan Name Validation Page and Manage Existing Data Page. Added section describing features of IKN Data Management website
2.8	October 17, 2012	<ul style="list-style-type: none"> Modified the following fields to indicate they will become required after January 4, 2013: Services_Mobility; Sedation; and Services_Intellectual_Disability.
2.7	October 12, 2012	<ul style="list-style-type: none"> Removed note indicating the following fields will become required after October 1, 2012: Services_Mobility; Sedation; and Services_Intellectual_Disability. These fields will remain optional until further notice.
2.6	July 17, 2012	<ul style="list-style-type: none"> Added new content regarding five new data fields. Removed references to eRoom, as states are no longer to submit data via eRoom. Added content regarding new website checks. Added content regarding validation processes and flagged data report. Modified text regarding IKN Client Tool configuration for secure socket layers (SSL) for versions of the tool older than May 2012.
2.5	February 09, 2011	<ul style="list-style-type: none"> Removed the business rule that allows multiple Specialty entries only when Group Name is provided.

Insure Kids

Version	Date	Change Description
2.4	December 15, 2010	<ul style="list-style-type: none">• Changed requirement for the content of New Patients, Phone Number, and Street Address to be required. Files will no longer be acceptable with nulls in these fields.• Added words describing new validation requirements on Street Address rejecting anything that is a Post Office Box.• Raise the acceptable threshold from 20% to 3% error tolerance.• Changed the Specialty list and business rule to allow multiple Specialty entries only when Group Name is provided.

Insure Kids

Version	Date	Change Description
2.3 (draft)	April 5, 2010	<ul style="list-style-type: none"> • Re-worded introduction to describe the project, required data submission frequency, and submission process goals. • Added policy statement regarding certification of data's currency and accuracy in the introduction. • Added a list of upcoming submission deadlines in the introduction. • Added a section describing the IKN data submission service. • Added clarification to the Appendix B regarding required fields (when they must appear in the file header versus when they must contain data). • Re-ordered this table so that the most recent changes are listed first.
2.2 (final)	December 29, 2009	<ul style="list-style-type: none"> • Updated Appendix B to reflect the decision that columns marked as "Optional" may be omitted from submissions if they do not contain any data. • Added clarification of Prof_Aff usage and list of accepted values. • Added "Both" as an acceptable value in Program_Type, to eliminate the need to create otherwise-redundant listings. • Added note about omitting Active_Dt and Inactive_Dt in the data element table in Appendix B.
2.2 (draft)	December 7, 2009 (draft)	<ul style="list-style-type: none"> • Added this table. • Added version number on title page. • Removed data submission option 3 (links to external sites). • Added planned / contemplated validation rules and details to the data elements listed in Appendix B.
(not numbered)	October 10, 2009 (still dated October 1, 2009)	<ul style="list-style-type: none"> • Removed reference to data submission option 3 (links to other website) being obsolete after 2009.
(not numbered)	October 1, 2009	<ul style="list-style-type: none"> • Added notation to data submission option 3 (links to other websites) that after November 2009 this option would no longer be available; • Eliminated MS Access data submission format. • Eliminated text file data submission format specification that was included in the main document—only the format in Appendix B was retained.

Insure Kids

Version	Date	Change Description
		<ul style="list-style-type: none">• Provided additional / expanded examples and definitions for data elements and scenarios.• Revised data file submission naming standard / conventions.• Expanded the guidance for submitting group practice and FQHC data.• Re-ordered the items in the data submission format in Appendix B.
(not numbered)	July 16, 2009	<ul style="list-style-type: none">• Original version

1. Introduction

Under the Children's Health Insurance Program Reauthorization Act (CHIPRA) of 2009, states are required to report to the federal government information on the dental providers in their state that serve children enrolled in Medicaid and the Children's Health Insurance Program (CHIP). States must also report the dental benefits provided under these programs. This information is posted on the Insure Kids Now (IKN) website (www.insurekidsnow.gov) to support access to dental care for children enrolled in Medicaid and CHIP. The Centers for Medicare & Medicaid Services (CMS) and Health Resources and Services Administration (HRSA) developed an automated data submission and management approach to support states in reporting this information. This document provides states with the technical guidance needed to meet these reporting requirements.

1.1 Key Concepts and Deadlines

Provider Data File: States must submit a file (or multiple files) that contains specified information about the Medicaid and CHIP providers in the state that provide dental care to children. The data are collected and reported such that each listing represents a “provider” who sees patients that are members of a particular Coverage Plan (also referred to as Program Name + Health Plan Name) at a specific location.

States – or their contractors and managed care organizations – are required to submit the updated Provider Data File(s) on a quarterly basis by the following dates:

- February 4th
- May 4th
- August 4th
- November 4th

States are encouraged to submit data on a more frequent basis to ensure it is as up to date as possible.

Summary of Benefits: States must also provide specified information about the scope of Medicaid and CHIP dental benefits, or summary of benefits, and update this information at least once in each twelve-month period. The annual submission deadline for a given state is set to a date one year after the state’s most recent submission.

Role of the IKN Data Management website: States upload the Provider Data File and update summary of benefits information through the IKN Data Management website, developed by CMS and HRSA. To ensure beneficiaries have access to the most up-to-date information possible, states can upload data through this website as often as desired.

IKN Data Management website: <https://ikndata.insurekidsnow.gov/WebExternal/Login.aspx>

Insure Kids

1.2 Technical Assistance Resources

CMS tracks state compliance with the CHIPRA requirements. If data are not submitted by the submission deadline, a representative from CMS may follow up with the State Administrator to identify a solution to ensure data are accurate and up to date.

CMS and HRSA are eager to provide technical assistance to states to support them in the data submission process and promote data completeness and accuracy. While states can seek technical assistance through multiple avenues, there is no wrong door, and technical assistance providers work closely to support states during the submission process.

- HRSA IKN Technical Help Desk (IKNTechnicalHelp@hrsa.gov): The help desk can provide technical support related to the IKN Data Management website, data validation issues, and reporting requirements.
- NetCloud Technical Assistance (iknsupport@netcloud.us): NetCloud can support states to improve the quality of their data and trouble-shoot issues with the Provider Data File. In addition, NetCloud can help states identify effective data collection strategies.

1.3 IKN Security Policy

To increase the security of the data in the IKN Data Management System, CMS and HRSA have implemented a security policy requiring all user accounts to be disabled after 90 days of continuous inactivity. To avoid your account being disabled, it is recommended that users log into the system at least once within each 90 day period.

To help remind users who have not logged into the system and are in jeopardy of having their account disabled, users will receive three automated email reminders upon ten and five calendar days and 24 hours prior to the account being disabled.

If your account has been disabled, the account can be reactivated by submitting a request to the IKN Technical Mailbox at IKNTechnicalHelp@hrsa.gov.

Insure Kids

2. Getting Started with the IKN Data Management Website

States meet their IKN data submission requirements through the IKN Data Management website. All users may log in to the IKN Data Management website to upload Provider Data Files and manage personal and organization information. Users with the State Administrator role may edit Program Name + Health Plan Name combinations, manage existing data, and edit summary of benefits information. System roles for the IKN Data Management website are contained in Table 2.

Table 2: System Roles

System Roles	Privileges	Accessible Features
State Administrator (Upload Admin)	<ul style="list-style-type: none">• Upload and edit data submission files for their own state.• Create or remove an organization.• Manage organization profile.• Manage personal profile.• Edit summary of benefits information.• Edit program/health plan name combinations.• Manage existing data.• Certify provider data.	<ul style="list-style-type: none">• Certify Data• Manage Organization Profile• Manage Users• Submit Data
State Uploader (Uploader)	<ul style="list-style-type: none">• Upload and edit data submission files for their linked state(s).• Manage personal profile.	<ul style="list-style-type: none">• Submit Data

Insure Kids

2.1 Log in and Registration Page

Users access the IKN Data Management through:

<https://ikndata.insurekidsnow.gov/WebExternal/Login.aspx>. Figure 1 displays the page where users log in or register for the first time.

New users must create accounts by clicking 'Register' and registering it to an existing organization. If a user's organization does not yet exist in the system, the user must contact the State Administrator and ask them to create a new organization. (Typically, this only pertains to users affiliated with contractors or managed care organizations who upload data on the state's behalf). Users can only be registered to one organization. Once a new user has registered to an organization, the IKN technical help staff must assign them the appropriate privileges after written approval to assign upload privileges for their state is received from the State Administrator.

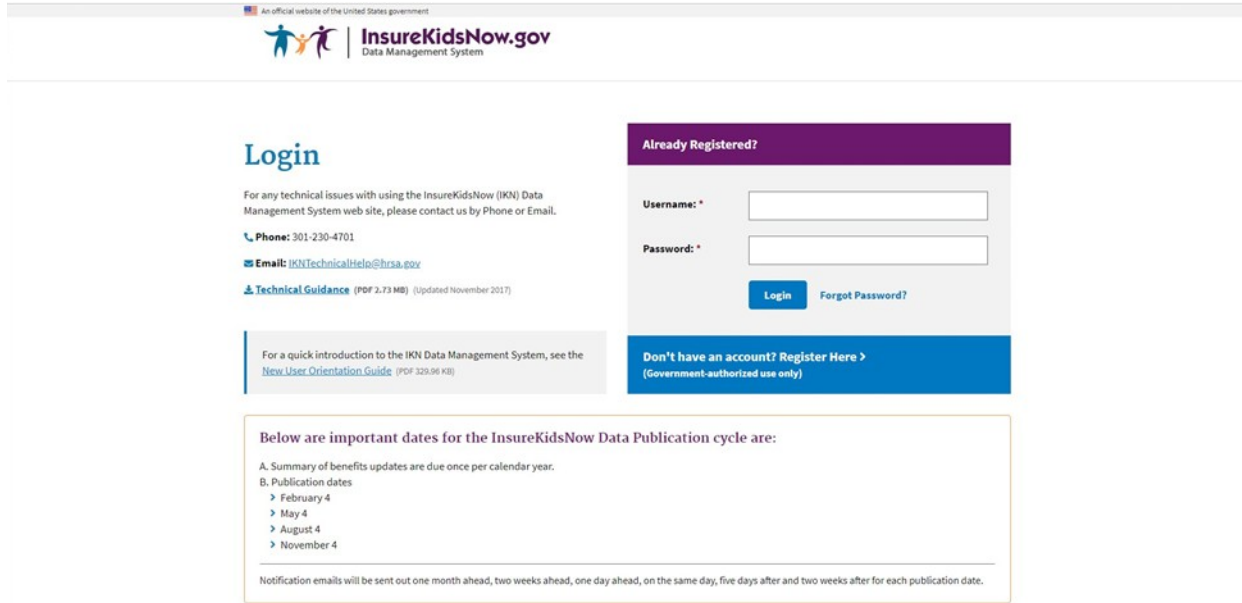
State Administrators must register to a valid state government organization. To acquire State Administrator privileges, users must email IKNTechnicalHelp@hrsa.gov to request privileges. If the request comes from a valid state government email address, IKN technical help staff will then assign the user with State Administrator privileges.

If an account needs to be removed/disabled due to staff changes or some other reason, the account owner themselves should email the IKNTechnicalHelp@hrsa.gov and request that the account be disabled. This action will prevent the user from accessing the data management site and will discontinue all automatic email messages directed to the email address associated with that account.

If users have trouble registering/managing privileges, they can contact the IKN Technical Help Desk for assistance at IKNTechnicalHelp@hrsa.gov.

Insure Kids

Figure 1: IKN Data Management Website Login Page



Once a user logs in, they are taken to the IKN Data Management website home page, pictured in Figure 2. The user will primarily use the navigation bar or quick links on this home page to navigate through the site.

Insure Kids

Figure 2: IKN Data Management Website Home Page

An official website of the United States government

InsureKidsNow.gov
Data Management System

Home | Upload Provider Data | Edit Provider Data | Reports | Logout
Logged in as: mwhite Role: Site Administrator From: hrsa.gov

Manage Program and Health Plan Names | Certify Provider Data | Summary of Benefits | Master Medicaid/CHIP Program List by State | Manage Organization | Manage Person

Welcome to IKN Data Management System

For a quick introduction to the InsureKidsNow Data Management System, read the [New User Orientation Guide](#) (PDF 328.96 KB).

For additional information about InsureKidsNow data management and file uploads, please view our [Technical Guidance](#) (PDF 2.73 MB).

For further assistance with site navigation, file content, and file uploads, please contact IKNTechnicalHelp@hrsa.gov.

Webinars

- New Data Processing Rules for IKN Provider Data**
July 28, 2016
Presentation slides: [New Data Processing Rules for IKN Provider Data](#) (PDF 2.37 MB)
Q&A: [New Data Processing Rules for IKN Provider Data Questions and Answers](#) (PDF 349.49 KB)
- Submitting the Summary of Benefits**
May 11, 2016
Presentation slides: [Submitting the Summary of Benefits](#) (PDF 2.37 MB)
- Structuring the IKN Data, Common Issues, and Tips to Resolve Them**
January 20, 2016
Presentation slides: [Structuring the IKN Data, Common Issues, and Tips to Resolve Them](#) (PDF 5.05 MB)

2.2 Managing Organization Information

The State Administrator may manage the organizations on the IKN Data Management website. They may add a new organization, remove an organization, manage an existing organization profile, or manage users of the organization.

2.2.1 Add New Organization Feature

The State Administrator may create a new organization for a contractor/managed care organization if the organization does not already exist in the system. By adding the new organization, new users may register to the correct organization (illustrated in Figure 3). This feature may be accessed by selecting 'Add New Organization' under the 'Manage Organization' option in the navigation bar on the IKN Data Management website home page.

Figure 3: Add New Organization Feature

The screenshot shows the 'Add New Organization' page on the InsureKidsNow.gov website. The page has a purple navigation bar at the top with the following menu items: 'Manage Program and Health Plan Names', 'Certify Provider Data', 'Summary of Benefits', 'Master Medicaid/CHIP Program List by State', 'Manage Organization', and 'Manage Person'. The main content area is titled 'Add New Organization' and contains the following text: 'You are currently requesting to authorize a new organization to upload data on your behalf for the state of Alabama, Alaska, Arizona, Arkansas, California, Colorado, Connecticut, Delaware, District of Columbia, Florida, Georgia, Hawaii, Idaho, Illinois, Indiana, Iowa, Kansas, Kentucky, Louisiana, Maine, Maryland, Massachusetts, Michigan, Minnesota, Mississippi, Missouri, Montana, Nebraska, Nevada, New Hampshire, New Jersey, New Mexico, New York, North Carolina, North Dakota, Ohio, Oklahoma, Oregon, Pennsylvania, Rhode Island, South Carolina, South Dakota, Tennessee, Texas, Utah, Vermont, Virginia, Washington, West Virginia, Wisconsin, Wyoming.' Below this text is a form with a text input field for 'Organization Name' and three radio button options for 'Insurance Program': 'CHIP', 'MEDICAID', and 'BOTH'. A blue 'Save' button is located at the bottom of the form.

2.2.2 Remove Organization Feature

The State Administrator may remove a contractor/managed care organization association from their state. By removing the association, users of the organization will not be able to view, edit, or update data on the states' behalf. State Administrators can only remove the association with the organizations that are associated with their state (illustrated in Figure 4). This feature may be accessed by selecting 'Remove Organization' under the 'Manage Organization' option in the navigation bar on the IKN Data Management website home page.

Figure 4: Remove Organization Feature

The screenshot shows the InsureKidsNow.gov website interface. At the top, there is a navigation bar with the following items: Home, Upload Provider Data, Edit Provider Data, Reports, Logout, Logged in as: mwhite, Role: Site Administrator, From: hrsa.gov. Below the navigation bar is a purple header with the following menu items: Manage Program and Health (Plan Names), Certify Provider Data, Summary of Benefits, Master Medicaid/CHIP Program List by State, Manage Organization (dropdown), and Manage Person (dropdown). The main content area is titled 'Remove Organization' and contains a 'Select Organization' section with a dropdown menu showing the following options: adph.state.al.us - (Authorized state: Alabama), Aetna Better Health - (Authorized state: Pennsylvania), ahca.myflorida.com - (Authorized state: Florida), and ahs.state.vt.us - (Authorized state: Vermont). Below the dropdown menu is a 'Show Details' button. The 'Search Results' section contains the following input fields: Organization Name: *, Street Address 1:, Street Address 2:, and City: *.

2.2.3 Manage Organizational Profile Feature

The State Administrator also has rights to edit organizational details by using the 'Manage Organization Profile' feature under the 'Manage Organization' option in navigation bar on the IKN Data Management website home page. The 'Manage Organization Profile' page is shown in Figure 5.

Insure Kids

Figure 5: Manage Organization Profile Feature

An official website of the United States government

InsureKidsNow.gov
Data Management System

Home | Upload Provider Data | Edit Provider Data | Reports | Logout
Logged in as: mwhite | Role: Site Administrator | From: hrsa.gov

Manage Program and Health Plan Names v | Certify Provider Data | Summary of Benefits | Master Medicaid/CHIP Program List by State | **Manage Organization v** | Manage Person v

Manage Organization Profile

Select Organization

Organization:

- adph.state.al.us - (Authorized state: Alabama)
- Aetna Better Health - (Authorized state: Pennsylvania)
- ahca.myflorida.com - (Authorized state: Florida)
- ahs.state.vt.us - (Authorized state: Vermont)

Show Details

Search Results

Organization Name: *

Street Address 1:

Street Address 2:

City: *

2.3 Managing Individual User Information

All users have the ability to manage their personal details, password, and related organizations on the IKN Data Management website.

Insure Kids

2.3.1 View/Update Profile

All users have the option to edit their personal details by selecting 'View/Update Profile' under the 'Manage Person' option in the navigation bar on the IKN Data Management website home page. The 'View/Update Profile' page is depicted in Figure 6.

Figure 6: View/Update Profile Feature

The screenshot displays the 'View/Update Profile' page on the InsureKidsNow.gov website. The page features a navigation bar at the top with the following links: Home, Upload Provider Data, Edit Provider Data, Reports, Logout, Logged in as: mwhite, Role: Site Administrator, From: hrsa.gov. Below the navigation bar, there is a purple header with the following menu items: Manage Program and Health, Certify Provider Data, Summary of Benefits, Master Medicaid/CHIP Program List by State, Manage Organization, and Manage Person. The main content area is titled 'View/Update Profile' and contains two sections: 'User Information' and 'Contact Information'. The 'User Information' section has the following fields: User Name (mwhite), Title, Salutation (Mr/Ms/Dr etc.), First Name (Michael), Middle Name, and Last Name (White). The 'Contact Information' section is currently empty.

2.3.2 Manage Password

All users have the option to edit their password by selecting 'Manage Password' under the 'Manage Person' option in the navigation bar on the IKN Data Management website home page. The 'Manage Password' page is depicted in Figure 7. Users may also update their security questions and answers by using the 'Manage Password' feature.


Users are responsible for managing the privacy of their passwords. Users should not write down or share passwords or User IDs.

Insure Kids

Users must create and use passwords consisting of at least eight (8) characters that cannot be easily guessed. Passwords must contain a combination of at least three out of four of the following criteria: English upper-case (A-Z) and lower-case characters (a-z), numerical digits (0-9), and at least one special character (e.g. @, !, \$, %). Users are required to change their passwords every 90 days. Users are also prohibited from reusing the previous twenty four (24) passwords. Passwords may only be changed once every 24 hours. If a user attempts to log in five times within 15 minutes with invalid credentials, the account will be locked for 120 minutes upon the fifth invalid attempt.

Figure 7: Manage Password Feature

An official website of the United States government

 **InsureKidsNow.gov**
Data Management System

Home | Upload Provider Data | Edit Provider Data | Reports | Logout

Logged in as: mwhite | Role: Site Administrator | From: hrsa.gov

Manage Program and Health Plan Names | Certify Provider Data | Summary of Benefits | Master Medicaid/CHIP Program List by State | Manage Organization | Manage Person

Change Password

User the form below to change your password.
New passwords are required to be a minimum of 8 characters in length.

Account Information

Old Password:

New Password:

Confirm New Password:

[Change Password Security Question](#)


Insure Kids

2.3.3 Manage Registered Organizations

All users have the option to view the organizations they are registered under by selecting 'My Registered Organizations' option in the navigation bar on the IKN Data Management website home page. The 'My Registered Organizations' page is depicted in Figure 8.

Figure 8: My Registered Organizations

An official website of the United States government

 **InsureKidsNow.gov**
Data Management System

Home | Upload Provider Data | Edit Provider Data | Reports | Logout

Logged in as: mwhite Role: Site Administrator From: hrsa.gov

Manage Program and Health Plan Names ▾ Certify Provider Data Summary of Benefits Master Medicaid/CHIP Program List by State Manage Organization ▾ Manage Person ▾

My Registered Organizations

Organization Name	hrsa.gov
Street Address 1	
Street Address 2	
City	
State	
Zip Code	

3. Provider Data File Requirements

States are required to submit one or more Provider Data Files on a quarterly basis with information on each dental provider in the state that treats children insured through Medicaid and CHIP. States may submit more than one file (e.g., one for Medicaid and one for CHIP, or one for each Coverage Plan the state offers). Each file is required to be clearly identified.

3.1 What Constitutes a Provider Record

Each record in the Provider Data File should be a unique combination of:

- **Provider:** An individual, group practice, or health center/other facility. Each record must have at least one of these three items included. Listing individual providers is preferred, when possible.
- **Coverage Plan:** This is the name displayed on the IKN Dentist Locator. It is the combination of the state Program Name and Health Plan Name. The Program Name is the name by which a Medicaid or CHIP program is known to beneficiaries (e.g., TennCare, Kids First, Denti-Cal). The Health Plan Name is any subsidiary plan or option associated with the program (e.g., Blue Cross/Blue Shield, Mercy Care Plan). For more information on Coverage Plans, see Chapter 5.
- **Service Location:** A specific *physical* address to which patients could be directed to receive care. Mailing addresses, such as Post Office boxes, do not qualify as a physical address.

Example scenarios: Here are some provider and location scenarios and the expected records that would be submitted for each:

- **One Provider in One Plan at One Location:** If a provider has one location and sees patients only from one Coverage Plan, then submit a single complete record for that provider.
- **One Provider in One Plan at Multiple Locations:** If a provider sees patients from a single Coverage Plan, but has multiple locations (e.g., three), then submit three complete records for that provider.
- **One Provider in Multiple Plans at One Location:** If a provider sees patients from more than one plan, but does so at a single location, then submit a complete record for each plan in which the provider participates.
- **One Provider, Multiple Plans, at Multiple Locations:** If a provider participates in more than one plan, and sees patients in those plans at more than one location, then submit a complete record for each combination of provider, plan, and location. *NOTE: Not all providers necessarily see patients from each plan in which they participate at every*

Insure Kids

location where the provider sees patients. That should be accounted for in the data records submitted.

- Practice with More than One Provider and One Location:** If a practice has two providers at a single location, submit two complete records (i.e., one for each provider) if the providers are willing to be listed by name. Otherwise, submit a single record for the group practice as an entity, but no details on the individual providers in the practice.
- Practice with More than One Provider and Multiple Locations:** If a practice has two providers and multiple locations, then submit a complete record for each provider associated with each location at which that provider practices.

3.2 Required Data Fields

For each file, states must report a column heading for 27 different data elements, listed in Table 3. However, some of these fields are optional, meaning that the data can be left blank. For more information regarding the specific field requirements, please refer to Table 7 in Appendix B.

Table 3: List of Data Fields

Data Element Name	Description	Required/Optional
Provider_ID*	UniqueProviderIdentifier	Required
Prov_Aff	ProviderAffiliation	Optional
First_Nm	Provider First Name	Required, if applicable
Middle_Nm	ProviderMiddleName	Optional
Last_Nm	Provider Last Name	Required, if applicable
Grp_Prac_Nm	Group Practice Name	Required, if applicable
Fac_Nm	Facility Name	Required, if applicable
Lang_Spoken	Languages Spoken	Optional
Specialty	Provider Specialty	Required
Website	Website address of provider	Optional
Program_Type	Type of Program	Required
Program_Name	Name of Program	Required
Health_Plan_Name	Name of entity providing coverage	Required, if applicable
Phy_Street_Addr	Provider Physical Site Street Address	Required
City	Provider City	Required
State_Abbr	Provider State	Required
ZIP	Provider ZIP Code	Required
Phone_Num	Phone Number	Required
FAX_Num	FAX Number	Optional

Insure Kids

Data Element Name	Description	Required/Optional
New_Patients	Accepts New Patients	Required
Special_Needs	Can Accommodate Special Needs	Required
Active_Ind	Active Status	Required
Central_appointment_line	Central Appointment Line	Optional
License_Num	Dental License Number	Optional
Services_Mobility	Facility Can Provide Services for Children with Mobility Limitations	Optional
Sedation	Facility Can Provide Sedation for Children with Complex Medical or Behavioral Conditions	Optional
Services_Intellectual_Disability	Facility Can Provide Services for Children Who May Have Difficulty Communicating or Cooperating Such as Those with Autism, Mental Retardation, or Intellectual Disability	Optional

*The file must use some method to individually identify providers. IKN prefers the National Provider Identification number, but another identifier is acceptable so long as it is “persistent” (i.e., does not change over time), unique to a provider, and used consistently through all data submitted by the state and its managed care contractors. In cases where only a group practice or facility (e.g., health center) is represented, use the identifier for the practice or facility rather than an identifier for a particular individual.

Please refer to **Appendix A, Entry of Federally Qualified Health Centers and Group Practice Provider Data** for special instructions for handling FQHC data.

3.3 File Structure

The Provider Data File is a text file. Each data value should be vertical pipe (|) delimited. (The pipe symbol separates the fields.), as shown in Figure 9.

Figure 9: Example of Provider Data File

```

Provider_ID|Prov_Aff|First_Nm|Middle_Nm|Last_Nm|Fac_Nm|Phy_Street_Addr|City|...
12345|FQHC|John||Smith|Family Dentistry|123 Elm Street|Topeka|...
```

All fields listed in Table 3 must be included as column headers in all file submissions, even if the columns contain no data. Every file should have 27 column headers total.

In the data records themselves, for values left blank, two pipes will be together with nothing in between. Figure 9 shows the first few data fields of the first two lines in a data file. Note that John Smith has no middle name, but the position is maintained by the two pipes with nothing in between. Some data elements are optional. An entry may remain blank if there is no content for these data elements.

Insure Kids

For fields that allow for multiple entries within them (e.g., Language), please use a comma (,) to separate the multiple entries (e.g., ...|Spanish, Chinese|...).

4. Strategies for Submitting The Provider Data File

Two mechanisms are currently available for the Provider Data File:

1. Upload files to the IKN Data Management website:
website: <https://ikndata.insurekidsnow.gov/WebExternal/Login.aspx>
2. Online editing via the IKN Data Management website:
website: <https://ikndata.insurekidsnow.gov/WebExternal/Login.aspx>

(Please refer to Appendix B for the details of how these files need to be laid out and formatted.) Each of these options is described in the following sections and related appendices.

4.1 Upload to IKN Data Management Website

Users can upload their Provider Data Files to the IKN Data Management website. To do so, they select the 'Upload Provider Data' from the quick links on the IKN Data Management website home page. The Upload Provider Data feature is pictured in Figure 10. The user must then select the state and Program Type (i.e., CHIP, Medicaid, or Both) for which they are uploading and specify the file to be uploaded. Once the file has been specified, they may use the 'Upload' button to upload their data. If the user does not want to complete the upload, then the user may select the 'Cancel' button.

Figure 10: Upload Provider Data Feature

The screenshot shows the 'Data File Upload' page on the InsureKidsNow.gov website. The page header includes the InsureKidsNow.gov logo and navigation links: Home, Upload Provider Data, Edit Provider Data, Reports, and Logout. The user is logged in as 'mwhite' with the role of 'Site Administrator' from 'hrsa.gov'. The main navigation bar contains links for 'Manage Program and Health Plan Names', 'Certify Provider Data', 'Summary of Benefits', 'Master Medicaid/CHIP Program List by State', 'Manage Organization', and 'Manage Person'. The 'Data File Upload' section features a dropdown menu for 'Choose the State / Program to upload data for:' with 'Alaska' selected. Below this is a file selection area with a 'Choose File' button and the text 'No file chosen'. At the bottom of the form are 'Upload' and 'Cancel' buttons. The page ID 'CMS-10291' is visible in the top right corner.

4.2 Edit Provider Data Feature

Users also have the option of editing existing data directly by selecting the 'Edit Provider' quick links on the IKN Data Management website home page, illustrated in Figure 11. Select the Coverage Plan that contains the record(s) you would like to edit by clicking "edit" in the first column of the appropriate row. A complete list of records for that Coverage Plan will appear. You can filter by Provider Name, Facility Name, or Group Practice name to find the individual record(s) you would like to edit. You can edit Provider ID, Provider Last Name, Provider First Name, Accommodates Special Needs, Accepts New Patients, Specialty, Phone Number, Address, City, State, Facility Name, and Group Practice Name. You can also add or delete individual record(s).

Figure 11: Edit Provider Data Feature

Insure Kids

An official website of the United States government



InsureKidsNow.gov
Data Management System

Home | Upload Provider Data | Edit Provider Data | Reports | Logout
Logged in as: mwhite Role: Site Administrator From: hrsa.gov

Manage Program and Health Plan Names

Certify Provider Data

Summary of Benefits

Master Medicaid/CHIP Program List by State

Manage Organization

Manage Person

Edit Your Data

CMS-10291

Choose a Data Block Below to Edit

Choose the State / Program to upload data for:

[Get Data](#)

Pick a Data Block Below to Edit

Action	State	Program Type	Program Name	Plan Name	Total Records	Status	Status Last Changed	Notes	User
Edit Abandon	AK	BOTH	DENALI KID CARE AND ALASKA MEDICAID	FEE FOR SERVICE	1677	certified	11/15/2018 1:52:40 PM	certify history	MHansen

5. Editing Coverage Plan Names and Removing Duplicates

The Provider Data File includes fields for Program Name and Health Plan Name. The Program Name and the Health Plan Name combined uniquely identify a specific Coverage Plan in which beneficiaries might be enrolled. Families use this Coverage Plan Name to search for providers on the IKN Dentist Locator. When a state uploads a Provider Data File with the same Program Name and Health Plan Name combination (i.e., Coverage Plan Name) as an existing file, the previously uploaded data are overwritten. To ensure the proper data are overwritten and the state does not unintentionally create Coverage Plan Name duplicates (the same plan with slightly different names), the IKN Data Management website requires states to input the Program Type, Program Name, and Health Plan Name into the Program/Health Plan Name Validation page. All names in Provider Data Files are checked against the names on this page at upload.

5.1 Key Definitions

- **Program Type:** The program associated with the Provider Data File: Medicaid, CHIP, or Both. This name does not appear on the IKN Dentist Locator, but is used to validate consistency in Coverage Plan Names.
- **Program Name:** The name by which a Medicaid or CHIP program is known to beneficiaries (e.g., TennCare, Kids First, Medicaid, CHIP, etc.) This is the “brand name” that beneficiaries would see on their membership card.
- **Health Plan Name:** The name of a Health Plan, if any, that is operated under the program listed in Program Name.

5.2 Program/Health Plan Name Validation

The purpose of the Program/Health Plan Name Validation page is to improve data quality and reduce duplication. This page allows State Administrators to provide a list of Coverage Plan Names (also referred to as the Program Name + Health Plan Name) against which data submissions can be validated. Only State Administrators have access to this page.

Insure Kids

The Program Type, Program Names, and Health Plan Names entered on the Program Name/Health Plan Name Validation page are used to validate Program Type, Program Name, and Health Plan Name combinations submitted in data files for that state. If the Program Type, Program Name, and Health Plan Name combinations submitted in a specific file do not exactly match any of the Program Type, Program Name, and Health Plan Name combinations entered on the Program Name/Health Plan Name Validation page, the file will fail validation and will not be accepted for publication.

State Administrators have the option to add or modify Program Type, Program Name, and Health Plan Name combinations through the Program/Health Plan Name Validation page. Together, the Program Name and the Health Plan Name identify a specific Coverage Plan in

Insure Kids

which beneficiaries might be enrolled. Program Type is a required field for validation purposes, but it is not displayed to consumers using the Dentist Locator tool. Please keep in mind the following important facts when updating the Program/Health Plan name validation page:

- Program Type is required
- Program Name is required
- Health Plan Name is optional, but recommended, if applicable
- Each combination of Program Type, Program Name, and Health Plan Name should be unique
- Program Name + Health Plan Name = Coverage Plan Name (website display name)

Table 4 represents the Program Type, Program Name, and Health Plan Name combinations identified by the State Administrator as the Coverage Plan Name for which they expect to submit data that quarter.

Table 4: Sample Program Name/Health Plan Name Combinations on Validation Page

Program Type	Program Name (Program_Name)	Health Plan Name (Health_Plan_Name)	Coverage Plan Name (Website display name)
Medicaid	Healthy Kids	Aetna	Healthy Kids Aetna
Medicaid	Medicaid		Medicaid
CHIP	Healthy Smiles	Delta Dental	Healthy Smiles Delta Dental
Both	Healthy Smiles	Health Net	Healthy Smiles Health Net

When compared against the Program Name and Health Plan Name combinations contained in Table 4, a data file with the content displayed in Table 5 would produce the outcomes shown in the table.

Insure Kids

Table 5: Sample Data File Content and Outcomes

Program Type	Program Name (Program_Name)	Health Plan Name (Health_Plan_Name)	Rows Accepted/Rejected	Reason for rejection
Medicaid	Healthy Kids	Aetna	Accepted	N/A
Medicaid	Medicaid		Accepted	N/A
CHIP	Healthy Smiles	Delta Dental	Accepted	N/A
Both	Healthy Smiles	Health Net	Accepted	N/A
Medicaid	HealthyKids	Aetna	Rejected	Spelling of HealthyKids is not consistent with program name identified on Program/Health Plan Name Validation page (Healthy Kids).
Medicaid		Medicaid	Rejected	Program name is required. Combination of Program Name and Health Plan Name does not match combination identified on Program/Health Plan Name Validation page.
CHIP	Healthy Kids	Delta Dental	Rejected	Delta Dental is not associated with the Program Name Healthy Kids in the Program/Health Plan Name Validation page.
Both	Healthy Smiles Health Net		Rejected	The Program/Health Plan Name Validation page does not include any combinations where Healthy Smiles Health Net is the Program Name and the Health Plan Name is blank.

Insure Kids

Program Type	Program Name (Program_Name)	Health Plan Name (Health_Plan_Name)	Rows Accepted/Rejected	Reason for rejection
CHIP	Healthy Kids	Aetna	Rejected	Program Type does not match the Program Type associated with the specified Program Name and Health Plan Name identified on the Program/Health Plan Name Validation page.

5.3 Manage Existing Data

The purpose of the Manage Existing Data page is to improve data quality and reduce duplication by allowing State Administrators to delete outdated data. Only State Administrators have access to this page.

Existing data that is older than one year will be automatically deleted. The Manage Existing Data page displays the Coverage Plan Names currently displayed on the IKN website, along with the associated content for the following fields:

- Program Type
- Program Name
- Health Plan Name
- Date of last file upload
- Name and username of the person who uploaded the most recent data file associated with that Coverage Plan.

The Coverage Plans displayed on the Manage Existing Data page are divided into two tables: Table 1: Attention Needed, and Table 2: No Action Required.

- **Table 1: Attention Needed:** This table lists Coverage Plans where the Program Name/Health Plan Name combinations displayed on the IKN website do not match the Program Name/Health Plan Name combinations listed on the Program/Health Plan Name Validation page. Coverage plans without the Program Name are also listed. It is recommended that State Administrators delete the data listed in this table.
- **Table 2: No Action Required:** This table lists Coverage Plans where the Program Name/Health Plan Name combinations displayed on the IKN website exactly match the Program Name/Health Plan Name combinations listed on the Program/Health Plan Name Validation page. No action is required. If the next file submission matches the Program Name/Health Plan Name combinations listed here, the data in the new file will

Insure Kids

automatically replace the data listed in this table. State Administrators have the option to delete data from this table if they wish to, but it is not required.

5.4 Certify Provider Data Feature

State Administrators can use the 'Certify Provider Data' feature to certify that the data submitted for their state is accurate and up to date. This feature is accessed by selecting the 'Certify Provider Data' menu option from the navigation bar on the IKN Data Management website Home Page. Figure 12 pictures the 'Certify Provider Data' feature.

Figure 12: Certify Provider Data Feature

An official website of the United States government

InsureKidsNow.gov
Data Management System

Home | Upload Provider Data | Edit Provider Data | Reports | Logout
Logged in as: mwhite | Role: Site Administrator | From: hrsa.gov

Manage Program and Health Plan Names | Certify Provider Data | Summary of Benefits | Master Medicaid/CHIP Program List by State | Manage Organization | Manage Person

Insure Kids Now: Data Certification Form

NOTICE: This form is to be used by authorized State Medicaid and CHIP officials to certify that the data contained in the Insure Kids Now Oral Health providers database are complete, correct, and accurate as of the close of the indicated quarterly update and reporting cycle.

By checking the box(es) below, you are creating an official certification record.

State: Alabama
Certifying Official: White, Michael
Certification for: Aug 2019

The summary information in the tables below are provided to help you determine whether the data on file in the Insure Kids Now Oral Health Provider Locator website are current, complete, and accurate. You are not certifying that the summary below is accurate and up-to-date, but rather the data on which the summary is based.

Program Type	Program or Plan Name	Total Listing Count	Approximate Distinct Provider Count	Current Status Note
CHIP	ALL KIDS BLUE CROSS BLUE SHIELD ALABAMA (Show submission details)	2516	1789	---

Certification

I understand that updates to the data for the Insure Kids Now Oral Health Provider Locator must be provided at least quarterly according to the timetable established in the legislation.

6. Data Validation

To improve access to dental care, the information on the IKN Dentist Locator must be complete and accurate. To promote completeness and accuracy the IKN Data Management website conducts validation checks on the Provider Data Files upon upload. Some validation checks result in the entire file being rejected, other validation checks result in individual records being rejected. Provider Data Files with more than 3% of rejected records will be rejected in their entirety. For a list of common data validation checks, please see Table 6.

Table 6: Data Validation Checks

Common Data Validation Issues	File Rejection	Record Rejection
The file header row does not have 27 data elements	<input type="checkbox"/>	
The data elements in the header row are not named correctly (see Appendix B)	<input type="checkbox"/>	
The Coverage Plan Name (i.e., Plan Name + Health Plan Name) does not match the name on the Program/Health Plan Name Validation Page on the IKN Data Management website	<input type="checkbox"/>	
Data is not reported in required fields		<input type="checkbox"/>
ZIP code is in the incorrect format		<input type="checkbox"/>
Sate is in the incorrect format		<input type="checkbox"/>
There is an extra pipe delimiter	<input type="checkbox"/>	

6.1 Data File Submission and Validation Receipt

After a user uploads a file, a system generated email is sent to the email address registered under the user's profile to confirm receipt of the submission. The email includes a Data File Submission and Validation Receipt (referred to hereafter as the submission receipt) as an attachment. A sample of this receipt is illustrated in Figure 13. The submission receipt indicates to users that their file was a) accepted with no rejected rows; b) accepted with rejected rows; or c) rejected. If a file is rejected, the reason for rejection is provided, but individual rejected rows are not identified. If a file is accepted with rejected rows, the rejected rows are identified along with the reason(s) for rejection.

Insure Kids

Figure 13: Data File Submission and Validation Receipt

Insure Kids Now
Data File Submission and Validation Receipt

Submitted File	IKN Medicaid_IL-Medical Assistance_130129.txt		
Timestamp	2/5/2013 10:40 AM		
Submitted By	Gina Swehla (gina.swehla@illinois.gov)		
Date Examined	2/5/2013 10:41 AM		
Examination Results	Accepted with rejected rows	Technical Guidance for Data Requirement	

Examination Details			
Header found	Yes	Data Row Count	4,499
Delimiter found	Yes	Accepted row count	4,497
Header column count	29	Rejected row count	2
All required columns present	Yes	Number of distinct NPI values	1,783
Data column count equals header column count	Yes		

Health Plan Names Illinois Health and Family Services - Medicaid

2/5/2013 10:47:41 AM Page 1 of 2

Insure Kids Now
Data File Submission and Validation Receipt

Detail Information for Rejected Rows										
Line	PROVIDER NAME FOUND	PHONE VALID	ADDRESS VALID	PROGRAM TYPE VALID	BRAND NAME VALID	NEW PATIENT VALID	PLAN NAME VALID	WEBSITE VALID	SPECIAL NEEDS VALID	REASON FOR REJECTION
607	True	False	True	True	True	True	True	True	True	Phone number is not valid.
4460	True	False	True	True	True	True	True	True	True	Phone number is not valid.

Geophone Report

The email containing the submission receipt also includes links to Geophone reports, which list data validation process results and help identify potentially invalid data. The IKN data management team uses a third party subscription-based electronic service called DOTS Geophone to check the quarterly submission's data against information available within public telephone directories. Reports are generated automatically to identify data that may be invalid. It is important to note that there is a 24-hour delay between receipt of the email submission receipt and when the Geophone report links are live due to the time required to validate submitted data.

The Geophone report is provided as an added service to states to help identify specific lines of data, which may be invalid, without the expense of extensive manual checks. The validation process checks every line of data submitted in a single data submission file against their certified data and categorizes the phone numbers based on the business rules outlined in the summary tab of the report. However, there may be instances when data flagged as suspect by

Insure Kids

Geophone is in fact correct. If states find upon investigation that data flagged as suspect was in fact correct as originally submitted, then no further action is required. The intent of the report is not to categorically declare that certain data is good or bad, but rather to serve as a tool to assist states in conducting quality control checks on their data.

The following validation rules are used to categorize data in Geophone reports:

- Green: The phone number is good, the name matches on provider name, group name, or facility, and the address.
- Blue: a) Name does not match. b) Street address, city, state, and zip all match.
- Yellow: Neutral. Geophone has no data.
- Orange: a) Name does not match. b) Street address, city, state, or zip matches.
- Red: a) The phone number is invalid and the line of data is rejected or b) No name or geographical information.

A Geophone report is associated with a single data submission file. The report includes two tabs, a summary tab and a raw results tab:

- Summary: The summary tab (shown in Figure 14) includes a breakdown of how all data rows, for both good and suspect data, were categorized as well as the rules used to categorize the data. Data categorized as blue or green is considered to have a high probability of being able to connect a Medicaid or CHIP family to a specific dental provider. Data categorized as orange or red is considered to have a high probability of being invalid (i.e., unable to connect a Medicaid or CHIP family to a dental provider). Data categorized as yellow is data which cannot be verified (i.e., Geophone has no data against which to validate state data or the numbers were unlisted).

Insure Kids

Figure 14: Geophone Report: Summary Tab

IKN GeoPhone Data Quality Details InsureKidsNow.gov		
File Submission ID 3129		
Color Rating	Count of Rows	% of Total Rows
Yellow	359	61.79%
Green	105	18.07%
Blue	106	18.24%
Red	11	1.89%
Total	581	100.00%

Geophone Rules for Flagged Data Reports

- Green: The phone number is good, the name matches on provider name, group name, or facility, and the address
- Blue : a) Name does not match. b) Street address, city, state, and zip all match.
- Yellow: Neutral. Geophone has no data.
- Orange: a) Name does not match. b) Street address, city, state, or zip matches.
- Red: a) The phone number is invalid and the line of data is rejected or b) No name or geographical information

- Raw Results: The raw results tab (shown in Figure 15) includes data submitted by the state and data supplied by Geophone. Data to the left of the black dividing line is the data submitted by the state, while data to the right is the Geophone data against which the state data was compared. The raw results tab does not include data verified as good data. This tab only includes data rows for suspect data (i.e., color rated as orange or red).

Insure Kids

Figure 15: Geophone Report: Raw Results

File Submission ID	Submitting State Abbreviation	Geophone Rating	Phone Number	Name Match Type	Name Matched	Address Matches	Provider Full Name	Group Practice Name	Facility Name	Physical Street Address	City	State Abbreviation	ZIP Code	Geo Phone Cor
3129	AK	Red	907-522-0068	No_Match	Contact is null	N	No name provided	RICHARD L DAY DDS APC	No name provided	10998 OMALLEY CENTRE DR STE A	ANCHORAGE	AK	99515-3069	DAY RICHARD L
3129	AK	Red	907-694-8234	No_Match	Contact is null	N	No name provided	Eagle Summit Dental Group	No name provided	10928 Eagle River Rd Ste 240	Eagle River	AK	99577-8080	FULLER MICHAEL
3129	AK	Red	907-694-8234	No_Match	Contact is null	N	No name provided	Eagle Summit Dental Group	No name provided	10928 Eagle River Rd Ste 240	Eagle River	AK	99577-8080	LAND ALFRED M
3129	AK	Red	907-694-8234	No_Match	Contact is null	N	No name provided	Eagle Summit Dental Group	No name provided	10928 Eagle River Rd Ste 240	Eagle River	AK	99577-8080	SANDERS MICHAEL PC
3129	AK	Red	503-494-8417	No_Match	Contact is null	N	No name provided	UNIVERSITY PROFESSIONAL SVCS	No name provided	3181 SW Sam Jackson Park Rd	Portland	OR	97239-3011	OREGON HEALTH SCIENCE UNIV OF OHSU HEALTH SERVICES BILLING-OHSU MEDICAL GROUP
3129	AK	Red	503-494-8417	No_Match	Contact is null	N	No name provided	UNIVERSITY PROFESSIONAL SVCS	No name provided	3181 SW Sam Jackson Park Rd	Portland	OR	97239-3011	OREGON HEALTH SCIENCE UNIV OF OHSU HEALTH SERVICES BILLING-OHSU MEDICAL GROUP
3129	AK	Red	360-533-7735	No_Match	Contact is null	N	BACHE, FRED J	No name provided	No name provided	19446 Shore Line Dr	Thorne Bay	AK	99919	BACHE FRED DDS
3129	AK	Red	210-224-4026	No_Match	Contact is null	N	WHITLEY, JOE B	No name provided	No name provided	2206 E Commerce St	San Antonio	TX	78203-1902	WHITLEY JOE B DDS
3129	AK	Red	907-522-1567	No_Match	Contact is null	N	ENGIBOUS, PAUL J	No name provided	No name provided	330 E Tudor Rd	Anchorage	AK	99503-7369	ENGIBOUS PAUL
3129	AK	Red	907-522-1567	No_Match	Contact is null	N	ENGIBOUS, PAUL J	No name provided	No name provided	330 E Tudor Rd	Anchorage	AK	99503-7369	PEDIATRIC DENT ASSOCIATES
3129	AK	Red	503-418-5339	No_Match	Contact is null	N	LAX, PETER	No name provided	No name provided	707 SW Gaines St	Portland	OR	97239-2901	OR HLTH SCIENCE UNIV OF OHSU HEALTH SERVICES BILLING-OHSU MEDICAL GROUP
3129	AK	Red	907-563-3011	No_Match	Contact is null	N	No name provided	ALASKA DENTAL OUTREACH CNSTRM	No name provided	9170 Jewel Lake Rd Ste 293	Anchorage	AK	99502-5390	DENTAL ALASKA
3129	AK	Red	503-494-8417	No_Match	Contact is null	N	No name provided	UNIVERSITY PROFESSIONAL SVCS	No name provided	3181 SW Sam Jackson Park Rd	Portland	OR	97239-3011	OREGON HEALTH SCIENCE UNIV OF OHSU HEALTH SERVICES BILLING-OHSU MEDICAL GROUP
3129	AK	Red	503-494-8417	No_Match	Contact is null	N	No name provided	UNIVERSITY PROFESSIONAL SVCS	No name provided	3181 SW Sam Jackson Park Rd	Portland	OR	97239-3011	OREGON HEALTH SCIENCE UNIV OF OHSU HEALTH SERVICES BILLING-OHSU MEDICAL GROUP
3129	AK	Red	206-543-5800	No_Match	Contact is null	N	No name provided	UNIVERSITY OF WASHINGTON	No name provided	6222 NE	SEATTLE	WA	98115-3000	UOWASHINGTON

Once users have reviewed the Geophone report, they have the option of either correcting suspect data and resubmitting the file or using the online editing feature in the IKN Data Management website to correct the data. If the user chooses not to correct the data, the same potential errors will be reported with each submission. Data in the raw results tab is not unique. If the Geophone data contained more than one provider name for a phone number, it would report each line of the Geophone data with each provider the state submitted for that phone number.

Insure Kids

6.3 Provider Duplicates

If the validation process determines that more than 5% of the file content is duplicate data, then the file will be rejected. Duplicates are individual rows containing exactly the same content in all columns, including the same spacing. If duplicate content exists but is less than 5% of the file content, the file will be accepted, but duplicate records will be displayed as a single row of data in the IKN Dentist Locator tool. If the whole file is rejected because the 5% limit is exceeded, the duplicate rows should be corrected or removed and the file resubmitted in order to be accepted.

6.4 Find a Dentist – Report a Problem Form

To further promote completeness and accuracy of the data within the IKN Dental Locator tool, HRSA and CMS developed the Find a Dentist – Report a Problem form (shown in Figure 16) for users to report inaccurate or out-of-date data to registered State Administrators within the IKN Data Management System. The form is accessible to the public through the interface of the Dental Locator tool via the “See something wrong?” hyperlink, located on all dental provider records within the results page. Within the form there are data elements about the data shown on the dental provider record and options for users to select depending on the discrepancies in the data they have found. After the form is submitted, the form is emailed to the State Administrators to review and validate the information. We encourage the state to validate the information reported and update the data within the IKN Data Management System if the discrepancies reported were found to be true errors in the data.

Figure 16: Find a Dentist – Report a Problem Form

Find a Dentist - Report a Problem

You have found something wrong with the data on this provider. Please use this form to tell us what is wrong. Please choose at least one item. After you submit the form we will send your report to your state's Medicaid office.

Link to dental provider record: <https://datawarehouse.dev.hrsa.gov/IKN/Detail.aspx?id=18278994>

Provider Data	Problem
Accepts New Patients:	<input type="radio"/> The website says this dental provider accepts new patients, but they do not. <input type="radio"/> The website says this dental provider does not accept new patients, but they do.
Telephone:	<input type="radio"/> The telephone number for this dental provider is not correct. Enter the correct telephone number, if known: <input type="text"/>
Can Accommodate Special Needs:	<input type="radio"/> The website says this dental provider accommodates special needs, but they do not. <input type="radio"/> The website says this dental provider does not accommodate special needs, but they do.
Languages Spoken:	<input type="checkbox"/> There are languages listed on the website that are not spoken at the dental provider's location. Enter the language(s) not spoken at the provider's location, if known: <input type="text"/> <input type="checkbox"/> Other languages are spoken at the dental provider location, but they are not listed on the website. Enter the language(s) spoken at the provider's location, if known: <input type="text"/>

7. Updating the Summary of Benefits

State Administrators must update the description of dental benefits, or summary of benefits, at least once every year through the 'Summary of Benefits' feature. If a state's dental benefits have not changed, to meet the annual update requirement the state must still log on and click 'Submit' on the 'Summary of Benefits' form (see below for details). This action will register as an update. The annual update deadline for a given state is set to a date one year after the state's most recent Summary of Benefits update.

States that have separate CHIP programs will need to submit two summaries: one for Medicaid and one for CHIP. States that have implemented their CHIP program entirely as a Medicaid expansion will need to submit only one summary, the one for Medicaid, as the CHIP dental benefits will be identical to the Medicaid dental benefits.

Medicaid dental benefits and CHIP dental benefits (if applicable) are recorded on two separate web forms. A State Administrator should be presented with links to the appropriate form(s) for their state on the landing page of the 'Summary of Benefits' feature.

The 'Summary of Benefits' feature is accessed by selecting the 'Summary of Benefits' menu option from the navigation bar on the IKN Data Management website home page. To update the summary of benefits information for their state, State Administrators must select the program for which they are updating benefits as shown in Figure 17.

Figure 17: Summary of Benefits Feature (Landing Page)

The screenshot shows the InsureKidsNow.gov website interface. At the top, there is a navigation bar with links for Home, Upload Provider Data, Edit Provider Data, Reports, and Logout. Below this is a purple navigation bar with menu items: Manage Program and Health Plan Names, Certify Provider Data, Summary of Benefits, Master Medicaid/CHIP Program List by State, Manage Organization, and Manage Person. The main content area features a heading "Description of Dental Benefits Provided Under Medicaid and the Children's Health Insurance Program(CHIP)". Below the heading is a paragraph of text explaining the information provided and a link to the IKN Technical Team. A dropdown menu labeled "Choose the State:" is set to "Alabama". Below this, there is a section for "Medicaid Program" with a green checkmark icon, a warning icon, and an information icon. Two buttons are visible: "View Form" and "View current Summary of Benefits". At the bottom of this section, there is a small text block with the following information: "Last Updated: 02/04/2019", "Last Updated By: Bettye Blount, ebhaker@hrsa.gov", "Next Submission Due: 02/04/2020", and "Submission Status: Update due in 140 day(s)".

Insure Kids

After selecting the program for which they wish to update the summary of benefits, State Administrators can update the benefits provided using the form pictured in Figure 18. The form is pre-populated with the information submitted from the previous year, so states only need to input any changes to their benefits and click 'Submit.' Once submitted, this data is published on www.insurekidsnow.gov as 'Description of Dental Benefits,' and available through links to non-editable (i.e., pdf) reports under each state. These reports are dynamically generated based on the data entered by the State Administrators in the Summary of Benefits feature of the IKN Data Management website.

State Administrators will be expected to provide the following content on the summary of benefits form:

- Whether or not the services listed on the form are covered under the selected program
- Whether or not specific services are available only with prior authorization
- The frequency at which beneficiaries are entitled to receive the specified services (for example, twice a year)
- Service specific limitations (for example, age limits, cost thresholds, etc.)
- Any specific criteria for coverage

Figure 18: Summary of Benefits Feature (Benefits Form)

Manage Program and Health Plan Names
Certify Provider Data
Summary of Benefits
Master Medicaid/CHIP Program List by State
Manage Organization
Manage Person

Summary of Benefits Form

CMS-10291

Program Type: MEDICAID
State: Alabama

As a convenience for state users, summary of benefits information entered on this form is pre-populated based on the most recent submission. Also, please note that in order to ensure the information on the public website remains current and relevant, the information on these forms will be cleared if no update has been submitted in more than two years.

PRA Disclosure Statement: According to the Paperwork Reduction Act of 1995, no persons are required to respond to a collection of information unless it displays a valid OMB control number. The valid OMB control number for this information collection is 0938-1065 (Expires: 6/30/2021). The time required to complete this information collection of dental benefits information is estimated to average 25 hours annually per response, including the time to review instructions, search existing data resources, gather the data needed, and review the information collection. If you have comments concerning the accuracy of the time estimate(s) or suggestions for improving this form, please write to CMS, 7500 Security Boulevard, Attn: PRA Reports Clearance Officer, Mail Stop C4-26-05, Baltimore, Maryland 21244-1850.

Children's Dental Services	Is The Service Covered?			Frequency (Specify periodicity)	List Any Service-specific Limitations (eg. age limits, tooth-specific limits, or a cost or dollar threshold above which prior authorization is required)	Criteria for Coverage
	Yes	Only With Prior Authorization	No			
I. Preventive Services						
A. Cleanings	<input checked="" type="radio"/>	<input type="radio"/>	<input type="radio"/>	2 x year		
B. Fluoride treatments (including fluoride varnishes)	<input checked="" type="radio"/>	<input type="radio"/>	<input type="radio"/>	2 x year	0-18, PROVISION BY HYGINEIST MUST BE UNDER SUPERVISION OF DENTIST	
C. Sealants (list any tooth-specific limits)	<input checked="" type="radio"/>	<input type="radio"/>	<input type="radio"/>	Please select:	AGE 5 TO AGE 13 - COVERED ONLY FOR TEETH (02,03,14,15,18,19,30,31)	

Insure Kids

State Administrators will receive automated email reminders prior to the submission deadline at the following intervals:

- 90 days before the submission deadline
- 60 days before the submission deadline
- 30 days before the submission deadline
- 2 weeks before the submission deadline
- One day before the submission deadline
- Day of the submission deadline

Once the summary of benefits information has been submitted for the specified program, the State Administrator will stop receiving email reminders until the next year's submission cycle.

If a State Administrator fails to either update or verify the summary of benefits information for two years in a row, the summary of benefits information will be deleted from the system. If this information is deleted, a State Administrator will need to fill out a blank summary of benefits form.

Appendix A: Entry of Group Practice and Federally Qualified Health Centers Provider Data

Many Federally Qualified Health Centers (FQHC) provide dental services through contracts with local private practices. Some contracted oral health providers supplying these services may not want their practice information listed on IKN. If the billing is done through the FQHC's National Provider Identifier (NPI), the user does not have to provide the names and addresses of individual oral health providers that are seeing clients through contracts with FQHCs. Instead, when providing information for FQHCs, the user should separately list the addresses of all clinic locations that provide oral health services. For entries identified as an FQHC, IKN will only list the facility name, address, and phone number but not the provider's name.

If the data include group practices, please identify each member of the practice with the applicable NPI, if possible. If providers who are members of a group practice do not wish to have their individual names listed on the website, the user may submit one record for each location where members of a group practice see patients, using only the group practice name for the listing. The user should include a unique identifier for these practices just as they would when identifying an FQHC. As with FQHCs, this identifier should NOT be the NPI for an individual.

Do not put group practice or facility names in the columns reserved for names of individuals.

Appendix B: Text Data File Submission Fields and Information

Table 7: Text Data File Submission Fields and Information

Data Element Name	Description	Required	Comments	Test / Validation Plan
Provider_ID	Unique Provider Identifier	Required	<p>Must be unique to a provider in your state.</p> <p>For individual providers, the National Provider Identifier (NPI) is preferred, but IKN will accept an Alternate (e.g., State Medicaid Provider ID) as long as it is used for ALL submitted files from your state and any contractor organizations.</p> <p>For group practices and health centers, please include an alternate ID that uniquely identifies the practice or facility.</p> <p>IKN will not display this data element, but it may be used for “behind-the-scenes” activities such as data cleansing and statistics.</p>	<ul style="list-style-type: none"> • Test for length. • Test for non-numeric characters which is possible if the ID is not the NPI. • Test for duplication (i.e., does a given number appear in conjunction with multiple names? The number should be unique as a combination of Provider, “Coverage Plan” and Service Location.) • Format: Does the data conform to the format for an NPI? (See http://www.cms.hhs.gov/NationalProviderIdentifierStand/Downloads/npifinalrule.pdf). Failure to meet this standard triggers a manual scrutiny of the data. • Column name must be present in file header.

Data Element Name	Description	Required	Comments	Test / Validation Plan
Prov_Aff	Provider Affiliation	Optional	<p>Select one or more of the two-letter codes from the Following list:</p> <p>PP = Private Practice</p> <p>CHC = Community Health Center</p> <p>FQHC = Federally Qualified Health Center</p> <p>HD = Health Department</p> <p>OTH = Other</p> <p>NOTE: Use a comma (,) to separate multiple entries</p>	<ul style="list-style-type: none"> • Validate against the list of accepted values provided in the Comments column. • Codes are preferred to text. • Use as many values as apply to the specific location. • The list of accepted values is likely to change overtime. • Column name must be present in file header. • Data may be blank on individual data lines.
First_Nm	Provider First Name	<p>Required, if applicable</p> <p>(Must be present in file header; may be blank on individual data lines)</p>	<p>Refer to Group Practice / FQHC exception specified in Appendix A.</p> <p>Please do not enter special symbols or middle name for this field.</p>	<ul style="list-style-type: none"> • If present, Last_Nm must also contain a value. • No numbers or punctuation except hyphens. • Column name must be present in file header. • Data may be blank on individual data lines.

Data Element Name	Description	Required	Comments	Test / Validation Plan
Middle_Nm	Provider Middle Name	Optional	Refer to Group Practice / FQHC exception specified in Appendix A.	<ul style="list-style-type: none"> No numbers or punctuation except hyphens and periods for initials. Column name must be present in file header. Data may be blank on individual data lines.
Last_Nm	Provider Last Name	Required, if applicable (Must be present in file header; may be blank on individual data lines)	Refer to Group Practice / FQHC exception specified in Appendix A.	<ul style="list-style-type: none"> If present, First_Nm must also contain a value. If missing, either Grp_Prac_Nm or Fac_Nm must have a value. No numbers No punctuation except for comma, apostrophe, period, or hyphen. If commas or periods are present, must contain "Jr.", "Sr.", etc. No credentials (e.g., "DDS", "MD", etc.) No group practice names or facility names. Column name must be present in file header. Data may be blank on individual data lines.

Data Element Name	Description	Required	Comments	Test / Validation Plan
Grp_Prac_Nm	Group Practice Name	Required, if applicable (Must be present in file header; may be blank on individual data lines)	Only if applicable.	<ul style="list-style-type: none"> No facility names. If blank/empty, either individual name or facility name must have a value. Column name must be present in file header Data may be blank on individual data lines. Double quotes and special characters like '/', '\', ';' are not allowed.
Fac_Nm	Facility Name	Required, if applicable (Must be present in file header; may be blank on individual data lines)	Applies in cases where the practice location is associated with or contained in a facility such as a hospital, school, or community health center.	<ul style="list-style-type: none"> No group practice names. If blank/empty, either individual name or group practice name must have a value. Column name must be present in file header. Data may be blank on individual data lines. Double Quotes and special characters like '/', '\', ';' are not allowed.

Data Element Name	Description	Required	Comments	Test / Validation Plan
Lang_Spoken	Languages Spoken	Optional	<p>Only enter languages other than English that are spoken at the facility. A blank entry indicates that only English is spoken.</p> <p>NOTE: Use a comma (,) to separate multiple entries.</p>	<ul style="list-style-type: none"> • Will be standardized to match the list. • Must use commas as the delimiter. No other punctuation will be recognized as a delimiter. • No numbers. • “All” and “Other” will be removed. • Special instructions (e.g. “Translator required” <i>may</i> be removed.) • Column name must be present in file header • Data may be blank on individual data lines.
Specialty	Provider Specialty	Required	<p>Select one or more from the following list:</p> <ul style="list-style-type: none"> • Endodontics • General Dentistry • Oral and Maxillofacial Surgery • Orthodontics and Dentofacial Orthopedics • Pediatric Dentistry <p>NOTE: Use a comma (,) to separate multiple entries.</p>	<ul style="list-style-type: none"> • All submitted values will be standardized to match the list. • Must use commas as the delimiter. No other punctuation will be recognized as a delimiter. • Specialties not in the list will be stripped from the content. • Column name must be present in file header.

Data Element Name	Description	Required	Comments	Test / Validation Plan
Website	Website address of provider	Optional	<p>Provider's website, if any.</p> <p>Sites will be checked to ensure the URL is associated with a functioning site and that the site includes content related to dentistry.</p>	<ul style="list-style-type: none"> Column name must be present in file header. Data may be blank on individual data lines. If not null, validate the applicability of the result page against dentistry (i.e., dds, dentist, dental, chip, medicaid, kids, health, smile, orthodontic, pediatric, oral, dentistry, llc, orthopedics, maxillofacial, dentofacial, periodontics, and prosthodontics.)
Program_Type	Type of Program	Required	<p>Select from:</p> <ul style="list-style-type: none"> CHIP (i.e., CHIP Standalone/Separate) Medicaid (i.e., Medicaid or Medicaid Expansion) Both 	<ul style="list-style-type: none"> Column name must be present in file header. Must be CHIP, Medicaid, or Both. "Both" can be used when a given listing would be identical in all other respects (including Program Name and Health Plan Name), to eliminate duplication.

Data Element Name	Description	Required	Comments	Test / Validation Plan
Program_Name	Name of Program	Required (Must be present in file header; may be blank on individual data lines)	<p>The name by which a Medicaid or CHIP program is known to beneficiaries (e.g., TennCare, Kids First, Medicaid, CHIP, etc.) This is the “brand name” that beneficiaries would see on their membership card. When used in combination with the Health_Plan_Name, this uniquely identifies a specific Coverage Plan in which beneficiaries might be enrolled. The Program Name plus Health Plan Name combined is the Coverage Plan which families use to search for providers on the public IKN Website.</p> <p>Avoid using the same value for both Program Name and Health Plan Name. For example, filling each value with “Medicaid” would result in a listing labeled “Medicaid”.</p>	<ul style="list-style-type: none"> • Validate quarterly data submissions against Program and Health Plan name combinations identified on “Program/Health Plan Name Validation” page in IKN Data Management Website. • Column name must be present in file header. • Avoid using the same name for both the Program Name and the Health Plan Name.

Data Element Name	Description	Required	Comments	Test / Validation Plan
Health_Plan_Name	Name of entity providing coverage	Required, if applicable (Must be present in file header; may be blank on individual data lines)	The name of a Health Plan, if any, that is operated under the program listed in Program_Name. This is the second part of the “brand name”. When used in combination with the Program_Name, this uniquely identifies a specific Coverage Plan in which beneficiaries might be enrolled. The Program Name plus Health Plan Name combined is the Coverage Plan which families use to search for providers on the public IKN Website. Avoid using the same value for both Program Name and Health Plan Name. For example, filling each value with “Medicaid” would result in a listing labeled “Medicaid Medicaid”.	<ul style="list-style-type: none"> Validate quarterly data submissions against Program and Health Plan name Combinations identified on “Program/Health Plan Name Validation” page in IKN Data Management Website. Column name must be present in file header Data may be blank on individual data lines. Avoid using the same name for both the Program Name and the Health Plan Name.
			Must match Health Plan name listed on “Program/Health Plan Name Validation” on IKN Data Management Website to prevent duplication.	
Phy_Street_Addr	Provider PhysicalSite StreetAddress	Required	Physical location (i.e., street address) where services are provided. Please include Floor Number and Room Number, where applicable. Mailing addresses such as P.O. Box or Rural Route information will be rejected. This information will be used to display the practice location on a map, and to provide routing instructions to patients. Mailing addresses such as P.O. boxes or rural route numbers cannot be used for this purpose.	<ul style="list-style-type: none"> Should be the actual practice location, not a billing office. Will be standardized using bulk mailing support software and data. P.O. Box/Drawer will be rejected. Column name must be present in file header.

Data Element Name	Description	Required	Comments	Test / Validation Plan
City	Provider City	Required	City or town in which the provider/practice is located.	<ul style="list-style-type: none"> U.S. addresses will be standardized using bulk mailing support software and data (e.g. "Balto" would be replaced with "Baltimore" for an address in Baltimore, MD.) Must agree with the indicated State and ZIP code. Must not contain state abbreviation as part of the city name. Column name must be present in file header.
State_Abbr	Provider State	Required	Two character postal abbreviation.	<ul style="list-style-type: none"> Must be a valid two-character USPS state or territory postal abbreviation, or a standard Canadian provincial abbreviation. Column name must be present in file header.

Data Element Name	Description	Required	Comments	Test / Validation Plan
ZIP	Provider ZIP Code	Required (see NOTE following table) (Must be present in file header; may be blank on individual data lines)	99999-9999 (last four digits optional) for U.S. addresses or Letter-number-letter number-letter-number for Canadian Postal Codes (e.g., XOX OX0)	<ul style="list-style-type: none"> • Column name must be present in file header. • Where the State_Abbr is in the U.S. or its territories, or where it is NULL: <ul style="list-style-type: none"> ○ Only numeric characters and, optionally, a hyphen between the fifth and sixth digits if the total length is more than 5 characters. ○ After any non-numeric characters have been removed, value must be exactly five or exactly nine characters in length. ○ Six character input (i.e., five digits and a trailing hyphen) are acceptable. The hyphen will be removed during processing. ○ Will be standardized using bulk mailing support software and data. • Where the State_Abbr is a Canadian Province: <ul style="list-style-type: none"> ○ Must be 6 alphanumeric characters, optionally separated into two groups of three characters with a space. ○ Must be in the proper format for, and meet the validation rules for, Canadian Postal Codes (see http://www.infinitegravity.ca/postalcodeformat.htm for a description of the format and validation.)

Data Element Name	Description	Required	Comments	Test / Validation Plan
Phone_Num	Phone Number	Required	<p>999-999-9999x999(extension optional)</p> <p>Phone number must be in service.</p> <p>Phone number verification will be checked using geophone system.</p>	<ul style="list-style-type: none"> • Contains only digits and, optionally, Standard telephone number punctuation/formatting. • Minimum of ten digit-only characters after all non-numeric characters have been removed. • Inputs whose length exceeds ten characters after non-numeric characters have been removed will display any remaining digits as extensions. • Valid with geophone system, otherwise, feedback to data owner. • Column name must be present in file header.
FAX_Num	FAX Number	Optional	<p>999-999-9999x999(extension optional)</p>	<ul style="list-style-type: none"> • Contains only digits and, optionally, Standard telephone number punctuation/formatting. • Minimum of ten digit-only characters after all non-numeric characters have been removed. • Inputs whose length exceeds ten characters after non-numeric characters have been removed will display any remaining digits as extensions. • Column name must be present in file header. • Data may be blank on individual data lines.

Data Element Name	Description	Required	Comments	Test / Validation Plan
New_Patients	Accepts New Patients	Required	Enter Y, N, or U.	<ul style="list-style-type: none"> Column name must be present in file header. Data cannot be blank on individual data lines. 'Y' for yes, 'N' for no, or 'U' for unknown are valid values.
Special_Needs	Can Accommodate Special Needs	Required	Enter Y, N, or U. Note: The data will be displayed along with a notation that the provider should be contacted for details in cases where the indicator is 'Y'.	<ul style="list-style-type: none"> Column name must be present in file header. 'Y' for yes, 'N' for no, or 'U' for unknown are valid values.
Active_Ind	Active Status	Required (Must be present in file header; may be blank on individual data lines)	Enter the provider's status as of the date of the update. Use 'Y' to indicate that the provider is currently active and 'N' if inactive. Only active providers will be displayed on the national provider locator website. Note: If a given provider will remain inactive for the entire reporting cycle, they do not need to be included.	<ul style="list-style-type: none"> Column name must be present in file header. Data may be blank on individual data lines. 'Y' for active or 'N' for inactive are valid values. If not supplied, the assumption is that the provider is active in the indicated Coverage Plan at the indicated practice location. However, 'Y' will not be entered in the data, so searches that explicitly include this term will not select records where the value is blank.

Data Element Name	Description	Required	Comments	Test / Validation Plan
Central_	Central	Optional	Enter Y, N, or U.	<ul style="list-style-type: none"> Column name must be present in file

Publication Date
TBD

appointment_line	Appointment Line		Use 'Y' to indicate that the phone number is a centralized billing or appointment line that serves multiple providers and 'N' if it is not. Use 'U' if it is unknown.	<p>header.</p> <ul style="list-style-type: none"> 'Y', 'N', or 'U' are valid values.
License_Num	Dental License Number	Optional (However, states must submit data either in this field OR in the Provider_ID field)	<p>Data must be entered as text.</p> <p>Must be unique to a specific provider.</p>	<ul style="list-style-type: none"> Column name must be present in file header. May contain letters and numbers. No punctuation. No credentials (i.e., DDS, MD, etc.)
Services_Mobility	Facility Can Provide Services for Children with Mobility Limitations	Optional	<p>Enter Y, N, or U.</p> <p>Use 'Y' to indicate that the facility is equipped to provide dental services for children who have mobility limitations such as those who use a wheelchair and 'N' if it is not. Use 'U' if it is unknown.</p>	<ul style="list-style-type: none"> Column name must be present in file header. 'Y' for yes, 'N' for no, or 'U' for unknown are valid values.

Data Element Name	Description	Required	Comments	Test / Validation Plan
Sedation	Facility Can Provide Sedation for Children with Complex Medical or Behavioral Conditions	Optional	Enter Y, N, or U. Use 'Y' to indicate that the facility can provide sedation if needed by children with complex medical or behavioral conditions and 'N' if it cannot. Use 'U' if it is unknown.	<ul style="list-style-type: none"> Column name must be present in file header. 'Y' for yes, 'N' for no, or 'U' for unknown are valid values.
Services_Intellectual_Disability	Facility Can Provide Services for Children Who May Have Difficulty Communicating or Cooperating Such as Those With Autism, Mental Retardation, or Intellectual Disability	Optional	Enter Y, N, or U. Use 'Y' to indicate that the facility can provide services for children who may have difficulty communicating or cooperating such as those with autism, mental retardation, or intellectual disability and 'N' if it cannot. Use 'U' if it is unknown.	<ul style="list-style-type: none"> Column name must be present in file header. 'Y' for yes, 'N' for no, or 'U' for unknown are valid values.

NOTE: The purpose of these data is to help beneficiaries (prospective patients) locate dental health care providers that accept the beneficiaries' coverage. It is important to know where the provider practices in order to do so, and a means for the beneficiary to contact the provider to obtain more information.

