

## Web page:

<https://www.aphis.usda.gov/aphis/resources/pests-diseases/hungry-pests/the-threat/gypsy-moth-free/>



LEAVE HUNGRY PESTS BEHIND

The Threat

How They Spread

What You Can Do

Pest Tracker

Resources

Español

## Your Move Gypsy Moth Free

Print

**SAVE A FOREST. KILL A FOREST.  
IT ALL DEPENDS ON YOUR NEXT MOVE.**

The gypsy moth is one of the most destructive pests of trees and shrubs to ever be introduced into the United States. Gorging themselves on leaves, gypsy moth caterpillars defoliate, weaken, and can kill more than 300 different species of trees. Since 1970, gypsy moths have defoliated more than 75 million acres in the United States. To help prevent the further spread of this destructive pest, the U.S. Department of Agriculture requires homeowners to inspect and remove gypsy moth egg masses from household goods prior to moving from an infested to a non-infested area.

If you are moving from a location within the gypsy moth quarantine area to a location outside the quarantine area, you must inspect your outdoor household items for the gypsy moth and remove all life stages of this destructive insect before you move. You and your moving company may face penalties if you are required to inspect but fail to do so. Fortunately the inspection is easy to do, and you will protect your new neighborhood from this invasive pest that can attack 300 kinds of trees and shrubs.

Step 1: Check the Map

Step 2: Look for Gypsy Moth Life Stages on All of Your Outdoor Items

Step 3: Certify It!

Moving companies:

Let your customers know they can stop the gypsy moth. Download the factsheet today. It's your move.

Gypsy Moth Factsheet with Checklist 


Gypsy Moth Partner Toolkit


Watch Video: Gypsy Moths Send Forest Animals Packing PSA 


APHIS Gypsy Moth Information Page

View USDA Regulatory Information

Visit the Slow the Spread Foundation 

Learn More from the U.S. Forest Service 

Please Remember: Don't Move Firewood 



## Check the online map to find out if you live in a quarantine

Print

# SAVE A FOREST. KILL A FOREST. IT ALL DEPENDS ON YOUR NEXT MOVE.

The gypsy moth is one of the most destructive pests of trees and shrubs to ever be introduced into the United States. Gorging themselves on leaves, gypsy moth caterpillars defoliate, weaken, and can kill more than 300 different species of trees. Since 1970, gypsy moths have defoliated more than 75 million acres in the United States. To help prevent the further spread of this destructive pest, the U.S. Department of Agriculture requires homeowners to inspect and remove gypsy moth egg masses from household goods prior to moving from an infested to a non-infested area.

If you are moving from a location within the gypsy moth quarantine area to a location outside the quarantine area, you must inspect your outdoor household items for the gypsy moth and remove all life stages of this destructive insect before you move. You and your moving company may face penalties if you are required to inspect but fail to do so. Fortunately the inspection is easy to do, and you will protect your new neighborhood from this invasive pest that can attack 300 kinds of trees and shrubs.

### Step 1: Check the Map



Check the map to find out whether you live in a quarantine area. If you do, you will need to inspect your household goods for gypsy moth if you're moving outside the quarantine area.

### Step 2: Look for Gypsy Moth Life Stages on All of Your Outdoor Items

### Step 3: Certify It!

Moving companies:

Let your customers know they can stop the gypsy moth. Download the factsheet today. It's your move.

[Gypsy Moth Factsheet with Checklist](#)

[Gypsy Moth Partner Toolkit](#)

[Watch Video: Gypsy Moths Send Forest Animals Packing PSA](#)


[APHIS Gypsy Moth Information Page](#)

[View USDA Regulatory Information](#)

[Visit the Slow the Spread Foundation](#)

[Learn More from the U.S. Forest Service](#)

[Please Remember: Don't Move Firewood](#)




## Inspect Items and destroy egg masses and other life stages found.

### Step 1: Check the Map

### Step 2: Look for Gypsy Moth Life Stages on All of Your Outdoor Items



Carefully inspect all of your outdoor household articles like patio furniture, children's toys, and lawn equipment for gypsy moth egg masses and other life stages (see photos below). Remove and destroy any egg masses or life stages you find. Use this checklist  to make sure you don't miss anything.

#### Inspection Tips:

Use the self-inspection checklist or hire a qualified certified pesticide applicator to inspect your outdoor household articles. If you are moving between April and August, you should complete the inspection on moving day, if possible. If you cannot complete the inspection on moving day, you must protect the items from the possibility of infestation by sealing them under a tarp or keeping them indoors or in a closed moving truck.

For self-inspection, follow these steps:

- Carefully inspect all surfaces and crevices of your outdoor household articles such as patio furniture, lawn equipment, toys, grills, trailers, and vehicles for gypsy moth egg masses.
- Remove and destroy any egg masses you find. Scrape them off with a putty knife, stiff brush, or similar hand tool. Dispose of egg masses and other life stages in a container of hot, soapy water, or place them in a plastic bag, seal it, and set it in the sun.
- Check each item off on your checklist as you go, and complete the requested information.

If a qualified certified applicator performs the inspection, be sure you get a copy of the completed, signed checklist.



Egg mass on lawn mower tire



Egg masses on the underside of a picnic table




Egg masses on outdoor furniture



Pupae



Larvae



Adult gypsy moth



Adult female gypsy moth laying eggs



Adult male gypsy moth

Photo credits: (top row) egg mass on lawn mower tire, USDA photo by Susan Lane; egg masses on the underside of a picnic table, U.S. Forest Service; egg mass on outdoor furniture, Amy Stone, Ohio State University; pupae, Pennsylvania Department of Conservation and Natural Resources, Bugwood.org; (bottom row) larvae, USDA photo; adult gypsy moth, John Ghent, Bugwood.org; adult female gypsy moth laying eggs, ihorhvozdetskiy, Stock.adobe.com; adult male gypsy moth, ihorhvozdetskiy, Stock.adobe.com.

## Self-Certify and keep copy of certificate

### Your Move Gypsy Moth Free

 Print

# SAVE A FOREST. KILL A FOREST. IT ALL DEPENDS ON YOUR NEXT MOVE.

The gypsy moth is one of the most destructive pests of trees and shrubs to ever be introduced into the United States. Gorging themselves on leaves, gypsy moth caterpillars defoliate, weaken, and can kill more than 300 different species of trees. Since 1970, gypsy moths have defoliated more than 75 million acres in the United States. To help prevent the further spread of this destructive pest, the U.S. Department of Agriculture requires homeowners to inspect and remove gypsy moth egg masses from household goods prior to moving from an infested to a non-infested area.

If you are moving from a location within the gypsy moth quarantine area to a location outside the quarantine area, you must inspect your outdoor household items for the gypsy moth and remove all life stages of this destructive insect before you move. You and your moving company may face penalties if you are required to inspect but fail to do so. Fortunately the inspection is easy to do, and you will protect your new neighborhood from this invasive pest that can attack 300 kinds of trees and shrubs.

#### ▼ [Step 1: Check the Map](#)

#### ▼ [Step 2: Look for Gypsy Moth Life Stages on All of Your Outdoor Items](#)

#### ▼ [Step 3: Certify !!!](#)



Complete and sign a copy of the [self-inspection checklist](#) or complete [this online form](#) to self-certify that your outdoor household items are free of gypsy moth. Keep a copy of your certificate in the moving van in case it is requested by a USDA or State official at any point during your trip.

Need help? Contact your State department of agriculture or nearest USDA Animal and Plant Health Inspection Service (APHIS) office.

Moving companies:

Let your customers know they can stop the gypsy moth. Download the factsheet today. It's your move.

[Gypsy Moth Factsheet with Checklist](#)

[Gypsy Moth Partner Toolkit](#)

[Watch Video: Gypsy Moths Send Forest Animals Packing PSA](#)


[APHIS Gypsy Moth Information Page](#)

[View USDA Regulatory Information](#)

[Visit the Slow the Spread Foundation](#)

[Learn More from the U.S. Forest Service](#)

[Please Remember: Don't Move Firewood](#)



## Proposed New Simplified Online form (377-A)

### RECORD OF SELF-INSPECTION FOR GYPSY MOTH

**Instructions:** Carefully inspect all of your outdoor household articles for gypsy moth egg masses and other life stages. Remove and destroy any egg masses or other life stages you find, and then complete this form to self-certify that your outdoor household items are free of gypsy moth. Visit [www.YourMoveGypsyMothFree.com](http://www.YourMoveGypsyMothFree.com) for more information.

<b>Moving from</b>
Company Name, if applicable <input type="text"/>
* Name <input type="text"/>
Phone Number <input type="text"/> <small>555-555-5555</small>
* Street Address <input type="text"/>
* City <input type="text"/>
* State <input type="text"/>
* Zip code <input type="text"/>
<b>Moving to</b>
* State <input type="text"/>

By typing my name below, I agree that I am legally signing this document and affirming that I have inspected all outdoor household articles for all life stages of gypsy moth in accordance with the procedures on this form, as required by Title 7, Code of Federal Regulations, part 301.45-4(a).

* Signature <input type="text"/>	* Date <input type="text" value="8/9/2021"/> 
-------------------------------------	---

According to the Paperwork Reduction Act of 1995, an agency may not conduct or sponsor, and a person is not required to respond to, a collection of information unless it displays a valid OMB control number. The valid OMB control number for this information collection is 0579-0104. The time required to complete this information collection is estimated to average 1 hour per response, including the time for reviewing instructions, searching existing data sources, gathering and maintaining the data needed, and completing and reviewing the collection of information.

OMB APPROVED  
0579-0104  
EXP. DATE  
09/30/2021

## Completed form and Certification



**United States Department of Agriculture**  
Animal and Plant Health Inspection Service

### RECORD OF SELF-INSPECTION FOR GYSPY MOTH

PPQ Form 377 -September 2018

Print this form and keep a copy in the vehicle carrying your outdoor household items in case a U.S. Department of Agriculture (USDA) or State official requests it at any point during your trip. If you are not driving, provide a copy to the driver. This form is an official certificate that will satisfy the requirements outlined in Title 7 of the *Code of Federal Regulations*, part 301.45-4(a). Once your move is complete, you may want to keep the form with your moving materials for at least 5 years in case you need it in the future.

[Print Completed Form](#)

Originating Address:

[REDACTED]

Street Name

Annapolis, Maryland 21049

Destination State

Arizona

I agree that I am legally signing this document and affirming that I have inspected all outdoor household articles for all life stages of gypsy moth in accordance with the procedures on this form, as required by Title 7, *Code of Federal Regulations*, part 301.45-4(a).

Signature:

[REDACTED]

Date: 8/9/2021

[Cancel](#)