

Overview

I-765, Application for Employment Authorization

Certain foreign nationals who are in the United States may file Form I-765, Application for Employment Authorization, to request employment authorization and an Employment Authorization Document (EAD). Other foreign nationals whose immigration status authorizes them to work in the United States without restrictions may also use Form I-765 to apply for an EAD that shows such authorization.

Foreign nationals may also apply for a Social Security number and card on Form I-765.

If you are a lawful permanent resident, a conditional permanent resident, or a nonimmigrant only authorized for employment with a specific employer under 8 CFR 214a.22(b), do not use Form I-765. Learn more about [employment authorization](#).

Before You Start Your Application

Eligibility

Only certain F-1 students seeking optional practical training (OPT) may file Form I-765 online. This includes:

- Pre-completion OPT - (C)(3)(A) eligibility category;
- Post-completion OPT - (C)(3)(B) eligibility category; or
- a 24-month extension for STEM students (students holding a degree in science technology, engineering, or mathematics) - (C)(3)(C) eligibility category.

For all other eligibility categories, you must submit a paper [Form I-765](#).

(C)(3)(A) eligibility category: Submit your application up to 90 days before being enrolled as an F-1 foreign student for one full academic year at an educational institution approved by U.S. Immigration and Customs Enforcement and Exchange Visitor Program (ICE SEVP). Your period of employment should not start before you have completed one full academic year. If you completed the one-year requirement while in another valid nonimmigrant status and you are now in valid F-1 status, you are still eligible to apply for OPT.

(C)(3)(B) eligibility category: Submit your application up to 90 days before, but no later than 60 days after your program end date. You must submit your application within 30 days of the date that your designated school official (DSO) enters the recommendation for OPT into your Student and Exchange Visitor Information System (SEVIS) record. If you fail to do so, we will deny your OPT request.

(C)(3)(C) eligibility category: Submit your application up to 90 days before your current OPT expires, but you must submit within 60 days of the DSO's approval of STEM OPT.

Note: If you are an F-1 student filing for initial or extension of OPT, your OPT and your employment authorization will be automatically terminated if you change educational program levels or transfer to another school. Working in the United States without authorization may result in your removal from the United States or denial of re-entry. Consult your DSO for additional details.

Fee

Fee: \$410.

Refund policy:

USCIS does not refund fees, regardless of any action we take on your application, petition or request, or how long USCIS takes to reach a decision. By continuing this transaction, you acknowledge that you must submit fees in the exact amount and that you are paying the fees for a government service.

Please refer to the instructions for the form(s) you are filing for additional information or you may call the USCIS Contact Center at 800-375-5283. For TTY (deaf or hard of hearing) 800-767-1833.

Documents you may need

Most applicants must upload:

- A copy of your Form I-94, Nonimmigrant Arrival-Departure Record (front and back), a printout of your electronic Form I-94 from [www.cbp.gov/i94](#), passport, or other travel document.

- A copy of your last EAD (front and back). If you were not previously issued an EAD, you must submit a copy of a government-issued identity document (such as a passport) showing your picture, name, and date of birth;

a birth certificate with photo ID; a visa issued by a foreign consulate; or a national ID document with photo

and/or fingerprint. The identity document photocopy must clearly show your facial features and contain your biographical information.

- Two identical color passport-style photographs of yourself taken recently.

We will automatically inform you which documents and additional evidence you may need to provide as you fill out your application. These recommendations for additional information will be based on the information you provide in the application, such as your personal history and circumstances.

Any document containing foreign language submitted to USCIS must be accompanied by a full English language translation that the translator has certified as complete and accurate, and by the translator's certification that he or she is competent to translate from the foreign language into English.

Biometric services appointment

USCIS may require that you appear for an interview or provide biometrics (fingerprints, photograph, and/or signature) at any time to verify your identity, obtain additional information, and conduct background and security checks, including a check of criminal history records maintained by the Federal Bureau of Investigation (FBI), before making a decision on your application or petition. After USCIS receives your application and ensures it is complete, we will inform you in writing if you need to attend a biometric services appointment.

After you submit your application

Track your case online

After you submit your form, you can track its status through your USCIS account. Sign in to your account often to check your case status and read any important messages from USCIS.

Respond to requests for information

If we need more information from you, we will send you a Request for Evidence (RFE) or Request for Information (RFI). You can respond to our request and upload your documents through your USCIS account.


Receive your decision

The decision on Form I-765 involves a determination of whether you have established eligibility for the immigration benefits you are seeking. USCIS will notify you of the decision in writing. If your application is approved, we will either mail your EAD to you or we may require you to visit your local USCIS office to pick it up.

Next



U.S. Citizenship and Immigration Services



Topics

- Adoption
- Appeals
- Archive
- Avoid Scams
- Citizenship Resource Center
- Executive Actions on Immigration
- Family
- File Online
- Forms
- Green Card
- History and Genealogy
- Humanitarian
- Military
- Outreach
- Visit the U.S.
- Working in the U.S.

Verification

- E-Verify
- I-9 Central
- myE-Verify

Policies

- Accessibility
- Act and Privacy Act
- Adobe Reader
- No FEAR Act
- Plug-ins
- Privacy and Legal Disclosures
- Social Media Policy
- Translation Disclaimer
- USCIS Freedom of Information

Government

- U.S. Department of Homeland Security
- U.S. Customs & Border Protection
- U.S. Immigration & Customs Enforcement
- U.S. Department of State
- Passports
- White House
- Visa Bulletin
- USA.gov

Contact Us

Completing your form online

Filing online

Submitting your application online is the same as mailing in a completed paper form. They both gather the same information.

Complete the Getting Started section first

You should answer all questions in the Getting Started section first so we can best customize the rest of your online form experience.

Provide as many responses as you can

You should provide as many responses as you can. Incomplete fields or sections and missing information can slow down the process after you submit your form.

We will automatically save your responses

We will automatically save your information when you select next to go to a new page or navigate to another section of the form. We will save your information for 30 days from today, or from the last time you worked on the form.

How to continue filling out your form

After you start your form, you can sign in to your account to continue where you left off.

DHS Privacy Notice

AUTHORITIES: The information requested on this application, and the associated evidence, is collected under the Immigration and Nationality Act, 8 U.S.C. section 1324a, and 8 CFR 274a.13.

PURPOSE: The primary purpose for providing the requested information on this application is to determine eligibility for certain aliens who are temporarily in the United States requesting an Employment Authorization Document. DHS uses the information you provide to grant or deny the benefit you are seeking.

DISCLOSURE: The information you provide is voluntary. However, failure to provide the requested information, including your Social Security number, and any requested evidence may delay a final decision or result in a rejection or denial of your application.

ROUTINE USES: DHS may, where allowable under relevant confidentiality provisions, share the information you provide on this application and any additional requested evidence with other Federal, state, local, and foreign government agencies and authorized organizations. DHS follows approved routine uses, as described in the associated published system of records notices (DHS/USCIS/ICE/CRP-00) Alien File, Index, and National File Tracking System; DHS/USCIS/007 Benefit Information System; DHS/USCIS/010 Nonimmigrant Information and Pre-Screening; and, DHS/USCIS/017 Refugee Case Processing and Security Screening Information System; DHS/USCIS/018 Immigration Biometric and Background Check) and the published privacy impact assessments (DHS/USCIS/PIA-016(a) Computer Linked Application Information Management System and Associated Systems; DHS/USCIS/PIA-027 Asylum Division; DHS/USCIS/PIA-056 USCIS Electronic Immigration System; and DHS/USCIS/PIA-068 Refugee Case Processing and Security Vetting), which can be found at www.dhs.gov/privacy (<https://www.dhs.gov/topic/privacy>). DHS may also share this information as appropriate for law enforcement purposes or in the interest of national security.

Paperwork Reduction Act

An agency may not conduct or sponsor an information collection, and a person is not required to respond to a collection of information, unless it displays a currently valid Office of Management and Budget (OMB) control number. The public reporting burden for this collection of information is estimated to average 4 hours per response, including the time for reviewing instructions, gathering the required documentation and information, completing the application, preparing statements, attaching necessary documentation, and submitting the application. The collection of biometrics is estimated to require 1 hour and 10 minutes. The public reporting burden for the collection of information for Form I-753WS is estimated at 30 minutes per response, including the time for reviewing instructions, gathering the required documentation and information, completing the application, preparing statements, attaching necessary documentation, and submitting the application. Send comments regarding this burden estimate or any other aspect of this collection of information, including suggestions for reducing this burden, to:

U.S. Citizenship and Immigration Services
Office of Policy and Strategy, Regulatory Coordination Division
5900 Capital Gateway Drive, Mail Stop #2140
Camp Springs, MD 20758-0009

Do not mail your completed Form I-765 to this address.

OMB No. 1615-0040
Expires: 07/31/2022



Security Reminder


If you do not work on your form for more than 30 days, we will delete your data in order to prevent storing personal information indefinitely.

[Back](#)

[Start application](#)



U.S. Citizenship and Immigration Services



Topics

- Adoption
- Appeals
- Archive
- Avoid Scams
- Citizenship Resource Center
- Executive Actions on Immigration
- Family
- File Online
- Forms
- Green Card
- History and Genealogy
- Humanitarian
- Military
- Outreach
- Visit the U.S.
- Working in the U.S.

Verification

- E-Verify
- I-9 Central
- myE-Verify

Policies

- Accessibility
- Act and Privacy Act
- Adobe Reader
- No FEAR Act
- Plug-ins
- Privacy and Legal Disclaimers
- Social Media Policy
- Translation Disclaimer
- USCIS Freedom of Information

Government

- U.S. Department of Homeland Security
- U.S. Customs & Border Protection
- U.S. Immigration & Customs Enforcement
- U.S. Department of State Passports
- White House
- Visa Bulletin
- USA.gov

Getting Started

I-765, Application for Employment Authorization

Getting Started

Basis of eligibility

Reason for applying

Preparer and interpreter information

About You 

Evidence 

Additional Information 

Review and Submit 

What is your eligibility category?


Select one 

Next

Cancel



U.S. Citizenship and Immigration Services



Topics

- Adoption
- Appeals
- Archive
- Avoid Scams
- Citizenship Resource Center
- Executive Actions on Immigration
- Family
- File Online
- Forms
- Green Card
- History and Genealogy
- Humanitarian
- Military
- Outreach
- Visit the U.S.
- Working in the U.S.

Verification

- E-Verify
- I-9 Central
- myE-Verify

Policies

- Accessibility
- Act and Privacy Act
- Adobe Reader
- No FEAR Act
- Plug-ins
- Privacy and Legal Disclaimers
- Social Media Policy
- Translation Disclaimer
- USCIS Freedom of Information

Government

- U.S. Department of Homeland Security
- U.S. Customs & Border Protection
- U.S. Immigration & Customs Enforcement
- U.S. Department of State Passports
- White House
- Visa Bulletin
- USA.gov

I-765, Application for Employment Authorization

Getting Started 

Basis of eligibility


Reason for applying

Preparer and interpreter information

About You 

Evidence 

Additional Information 

Review and Submit 

What is your eligibility category?

(c)(3)(C) STEM Extension 

What is your degree?

What is your employer's name as listed in E-Verify?


What is your employer's E-Verify company identification number or a valid E-verify client company identification number?

Next

Cancel



U.S. Citizenship and Immigration Services



Topics

- Adoption
- Appeals
- Archive
- Avoid Scams
- Citizenship Resource Center
- Executive Actions on Immigration
- Family
- File Online
- Forms
- Green Card
- History and Genealogy
- Humanitarian
- Military
- Outreach
- Visit the U.S.
- Working in the U.S.

Verification

- E-Verify
- I-9 Central
- myE-Verify

Policies

- Accessibility
- Act and Privacy Act
- Adobe Reader
- No FEAR Act
- Plug-ins
- Privacy and Legal Disclaimers
- Social Media Policy
- Translation Disclaimer
- USCIS Freedom of Information

Government

- U.S. Department of Homeland Security
- U.S. Customs & Border Protection
- U.S. Immigration & Customs Enforcement
- U.S. Department of State Passports
- White House
- Visa Bulletin
- USA.gov



I-765, Application for Employment Authorization

Getting Started

Basis of eligibility

Reason for applying

Preparer and interpreter information

About You

Evidence

Additional Information

Review and Submit

What is your reason for applying?

- Initial permission to accept employment
- Replacement of lost, stolen, or damaged employment authorization document or correction of my employment authorization document NOT DUE to US Citizenship and Immigration Services error
- Renewal of permission to accept employment.

Have you previously filed Form I-765?


- Yes
- No

Back

Next



U.S. Citizenship and Immigration Services



Topics

- Adoption
- Appeals
- Archive
- Avoid Scams
- Citizenship Resource Center
- Executive Actions on Immigration
- Family
- File Online
- Forms
- Green Card
- History and Genealogy
- Humanitarian
- Military
- Outreach
- Visit the U.S.
- Working in the U.S.

Verification

- E-Verify
- I-9 Central
- myE-Verify

Policies

- Accessibility
- Act and Privacy Act
- Adobe Reader
- No FEAR Act
- Plug-ins
- Privacy and Legal Disclaimers
- Social Media Policy
- Translation Disclaimer
- USCIS Freedom of Information

Government

- U.S. Department of Homeland Security
- U.S. Customs & Border Protection
- U.S. Immigration & Customs Enforcement
- U.S. Department of State Passports
- White House
- Visa Bulletin
- USA.gov

I-765, Application for Employment Authorization

Getting Started

[Basis of eligibility](#)

[Reason for applying](#)

[Preparer and interpreter information](#)

[About You](#) 

[Evidence](#) 

[Additional Information](#) 

[Review and Submit](#) 

Is someone assisting you with completing this application?

Yes


No

[Back](#)

[Next](#)



U.S. Citizenship and Immigration Services



Topics

[Adoption](#)

[Appeals](#)

[Archive](#)

[Avoid Scams](#)

[Citizenship Resource Center](#)

[Executive Actions on Immigration](#)

[Family](#)

[File Online](#)

[Forms](#)

[Green Card](#)

[History and Genealogy](#)

[Humanitarian](#)

[Military](#)

[Outreach](#)

[Visit the U.S.](#)

[Working in the U.S.](#)

Verification

[E-Verify](#)

[I-9 Central](#)

[myE-Verify](#)

Policies

[Accessibility](#)

[Act and Privacy Act](#)

[Adobe Reader](#)

[No FEAR Act](#)

[Plug-ins](#)

[Privacy and Legal Disclaimers](#)

[Social Media Policy](#)

[Translation Disclaimer](#)

[USCIS Freedom of Information](#)

Government

[U.S. Department of Homeland Security](#)

[U.S. Customs & Border Protection](#)

[U.S. Immigration & Customs Enforcement](#)

[U.S. Department of State Passports](#)

[White House](#)

[Visa Bulletin](#)

[USA.gov](#)



I-765, Application for Employment Authorization

Getting Started

Basis of eligibility

Reason for applying

Preparer and interpreter information

Preparer information

Interpreter information

About You

Evidence

Additional Information

Review and Submit

Is someone assisting you with completing this application?

- Yes
- No

Is a preparer assisting you with completing this application?

A preparer is anyone who completes or helps you complete all or part of your application using information and answers that you provide.

- Yes
- No

Is an interpreter assisting you with completing this application?

An interpreter is anyone who translates or helps you translate all or part of your application using information and answers that you provide.


- Yes
- No

Back

Next



U.S. Citizenship and Immigration Services



Topics

- Adoption
- Appeals
- Archive
- Avoid Scams
- Citizenship Resource Center
- Executive Actions on Immigration
- Family
- File Online
- Forms
- Green Card
- History and Genealogy
- Humanitarian
- Military
- Outreach
- Visit the U.S.
- Working in the U.S.

Verification

- E-Verify
- I-9 Central
- myE-Verify

Policies

- Accessibility
- Act and Privacy Act
- Adobe Reader
- No FEAR Act
- Plug-ins
- Privacy and Legal Disclaimers
- Social Media Policy
- Translation Disclaimer
- USCIS Freedom of Information

Government

- U.S. Department of Homeland Security
- U.S. Customs & Border Protection
- U.S. Immigration & Customs Enforcement
- U.S. Department of State Passports
- White House
- Visa Bulletin
- USA.gov

I-765, Application for Employment Authorization

- Getting Started
 - Basis of eligibility
 - Reason for applying
 - Preparer and interpreter information
 - Preparer information**
 - Interpreter information

- About You
- Evidence
- Additional Information
- Review and Submit

What is your preparer's full name?

Given name (first name)

Family name (last name)

What is your preparer's business or organization name?

My preparer is not part of a business or organization.

What is your preparer's mailing address?

Country

Address line 1

Street number and name

Address line 2

Apartment, suite, unit, or floor


City or town State Zip code

What is your preparer's contact information?

Daytime phone number

Mobile telephone number My preparer does not have a mobile telephone number

Email Address My preparer does not have an email address.



Topics

- Adoption
- Appeals
- Archive
- Avoid Scams
- Citizenship Resource Center
- Executive Actions on Immigration
- Family
- File Online
- Forms
- Green Card
- History and Genealogy
- Humanitarian
- Military
- Outreach

Verification

- E-Verify
- I-9 Central
- myE-Verify

Policies

- Accessibility
- Act and Privacy Act
- Adobe Reader
- No FEAR Act
- Plug-ins
- Privacy and Legal Disclaimers
- Social Media Policy
- Translation Disclaimer
- USCIS Freedom of Information

Government

- U.S. Department of Homeland Security
- U.S. Customs & Border Protection
- U.S. Immigration & Customs Enforcement
- U.S. Department of State Passports
- White House
- Visa Bulletin
- USA.gov

I-765, Application for Employment Authorization

Getting Started

- Basis of eligibility
- Reason for applying
- Preparer and interpreter information
- Preparer information
- Interpreter information

About You

- Evidence
- Additional Information
- Review and Submit

What is your interpreter's full name?

Given name (first name) Family name (last name)

What is your interpreter's business or organization name?

My interpreter is not part of a business or organization.

What is your interpreter's mailing address?

Country

Address line 1

Street number and name

Address line 2

Apartment, suite, unit, or floor

City or town State Zip code

What is your interpreter's contact information?

Daytime phone number

Mobile telephone number

My interpreter does not have a mobile telephone number.

Email Address

My interpreter does not have an email address.

What language is your interpreter using to interpret this application for you?



Topics

- Adoption
- Appeals
- Archive
- Avoid Scams
- Citizenship Resource Center
- Executive Actions on Immigration
- Family
- File Online
- Forms
- Green Card
- History and Genealogy
- Humanitarian
- Military
- Outreach
- Visit the U.S.
- Working in the U.S.

Verification

- E-Verify
- I-9 Central
- myE-Verify

Policies

- Accessibility
- Act and Privacy Act
- Adobe Reader
- No FEAR Act
- Plug-ins
- Privacy and Legal Disclaimers
- Social Media Policy
- Translation Disclaimer
- USCIS Freedom of Information

Government

- U.S. Department of Homeland Security
- U.S. Customs & Border Protection
- U.S. Immigration & Customs Enforcement
- U.S. Department of State Passports
- White House
- Visa Bulletin
- USA.gov

About You

I-765, Application for Employment Authorization

Getting Started ▼

About You ▲

- Your name
- Your contact information
- Describe yourself
- When and where you were born
- Your immigration information
- Additional information

Evidence ▼

Additional Information ▼

Review and Submit ▼

What is your current legal name?

Your current legal name is the name on your birth certificate, unless it changed after birth by a legal action such as marriage or court order. Do not provide any nicknames here.

Given name (first name) Middle name

Family name (last name)

Have you used any other names since birth?

Other names used may include nicknames, aliases, and maiden names.

Yes
 No

Given name (first name) Middle name

Family name (last name)


[+ Add another name](#)

[Back](#)

[Next](#)



U.S. Citizenship and Immigration Services



Topics

- Adoption
- Appeals
- Archive
- Avoid Scams
- Citizenship Resource Center
- Executive Actions on Immigration
- Family
- File Online
- Forms
- Green Card
- History and Genealogy
- Humanitarian
- Military
- Outreach
- Visit the U.S.
- Working in the U.S.

Verification

- E-Verify
- I-9 Central
- myE-Verify

Policies

- Accessibility
- Act and Privacy Act
- Adobe Reader
- No FEAR Act
- Plug-ins
- Privacy and Legal Disclaimers
- Social Media Policy
- Translation Disclaimer
- USCIS Freedom of Information

Government

- U.S. Department of Homeland Security
- U.S. Customs & Border Protection
- U.S. Immigration & Customs Enforcement
- U.S. Department of State Passports
- White House
- Visa Bulletin
- USA.gov

I-765, Application for Employment Authorization

- Getting Started
- About You**
 - Your name
 - Your contact information
 - Describe yourself
 - When and where you were born
 - Your immigration information
 - Additional information
- Evidence
- Additional Information
- Review and Submit

How may we contact you?

Daytime telephone number

Mobile telephone number (if any)

This is the same as my mobile telephone number.

Email address

What is your current U.S. mailing address?

We will use your current mailing address to contact you throughout the application process. We may not be able to contact you if you do not provide a complete and valid address. Please provide a U.S. address only.

In care of name (if any)

Address line 1

Street number and name

Address line 2

Apartment, suite, unit, or floor

City or town State ZIP code

Is your current mailing address the same as your physical address?

- Yes
- No

Where in the United States do you live?

Address line 1

Street number and name

Address line 2

Apartment, suite, unit, or floor

City or town State ZIP code

Back

Next



Topics

- Adoption
- Appeals
- Archive
- Avoid Scams
- Citizenship Resource Center
- Executive Actions on Immigration
- Family
- File Online
- Forms
- Green Card
- History and Genealogy
- Humanitarian
- Military
- Outreach
- Visit the U.S.
- Working in the U.S.

Verification

- E-Verify
- I-9 Central
- myE-Verify

Policies

- Accessibility
- Act and Privacy Act
- Adobe Reader
- No FEAR Act
- Plug-ins
- Privacy and Legal Disclaimers
- Social Media Policy
- Translation Disclaimer
- USCIS Freedom of Information

Government

- U.S. Department of Homeland Security
- U.S. Customs & Border Protection
- U.S. Immigration & Customs Enforcement
- U.S. Department of State Passports
- White House
- Visa Bulletin
- USA.gov

I-765, Application for Employment Authorization

Getting Started ▾

About You ▲

Your name

Your contact information

Describe yourself

When and where you were born

Your immigration information

Additional information

Evidence ▾

Additional Information ▾

Review and Submit ▾

What is your gender?

- Male
- Female

What is your marital status?


- Single
- Married
- Divorced
- Widowed

Back

Next



U.S. Citizenship and Immigration Services



Topics

- Adoption
- Appeals
- Archive
- Avoid Scams
- Citizenship Resource Center
- Executive Actions on Immigration
- Family
- File Online
- Forms
- Green Card
- History and Genealogy
- Humanitarian

Verification

- E-Verify
- I-9 Central
- myE-Verify

Policies

- Accessibility
- Act and Privacy Act
- Adobe Reader
- No FEAR Act
- Plug-ins
- Privacy and Legal Disclaimers
- Social Media Policy
- Translation Disclaimer
- USCIS Freedom of Information

Government

- U.S. Department of Homeland Security
- U.S. Customs & Border Protection
- U.S. Immigration & Customs Enforcement
- U.S. Department of State Passports
- White House
- Visa Bulletin
- USA.gov



I-765, Application for Employment Authorization

Getting Started

About You

Your name

Your contact information

Describe yourself

When and where you were born

Your immigration information

Additional information

Evidence

Additional Information

Review and Submit

What is your city, town, or village of birth?

What is your state or province of birth?

What is your country of birth?


What is your date of birth?

Back

Next



U.S. Citizenship and Immigration Services



Topics

- Adoption
- Appeals
- Archive
- Avoid Scams
- Citizenship Resource Center
- Executive Actions on Immigration
- Family
- File Online
- Forms
- Green Card
- History and Genealogy
- Humanitarian
- Military
- Outreach
- Visit the U.S.
- Working in the U.S.

Verification

- E-Verify
- I-9 Central
- myE-Verify

Policies

- Accessibility
- Act and Privacy Act
- Adobe Reader
- No FEAR Act
- Plug-ins
- Privacy and Legal Disclaimers
- Social Media Policy
- Translation Disclaimer
- USCIS Freedom of Information

Government

- U.S. Department of Homeland Security
- U.S. Customs & Border Protection
- U.S. Immigration & Customs Enforcement
- U.S. Department of State Passports
- White House
- Visa Bulletin
- USA.gov

I-765, Application for Employment Authorization

- Getting Started
- About You
 - Your name
 - Your contact information
 - Describe yourself
 - When and where you were born
 - Your immigration information
 - Additional information
- Evidence
- Additional Information
- Review and Submit

What is your country of citizenship or nationality?

List all countries where you are currently a citizen or national.

Select one

+ Add Country

What is your Form I-94 Arrival-Departure Record Number (if any)?

When did you last arrive in the United States?

List your arrival date, place of arrival, and status at arrival.

Date of arrival

MM/DD/YYYY

Place of arrival

Select one

Status at last arrival

Select one

What is the passport number of your most recently issued passport?

What is your travel document number (if any)?

What is the expiration date of your passport or travel document?

MM/DD/YYYY

What country issued your passport or travel document?

Select one

What is your current immigration status or category?

Select one

What is your Student and Exchange Visitor Information System (SEVIS) Number (if any)?

Use the "Additional Information" section to include all previously used SEVIS numbers.

N-

Back

Next



U.S. Citizenship and Immigration Services



Topics

- Adoption
- Appeals
- Archive
- Avoid Scams
- Citizenship Resource Center
- Executive Actions on Immigration
- Family
- File Online
- Forms
- Green Card
- History and Genealogy
- Humanitarian
- Military
- Outreach
- Visit the U.S.
- Working in the U.S.

Verification

- E-Verify
- I-9 Central
- myE-Verify

Policies

- Accessibility
- Act and Privacy Act
- Adobe Reader
- No FEAR Act
- Plug-ins
- Privacy and Legal Disclaimers
- Social Media Policy
- Translation Disclaimer
- USCIS Freedom of Information

Government

- U.S. Department of Homeland Security
- U.S. Customs & Border Protection
- U.S. Immigration & Customs Enforcement
- U.S. Department of State Passports
- White House
- Visa Bulletin
- USA.gov



I-765, Application for Employment Authorization

Getting Started

About You

Your name

Your contact information

Describe yourself

When and where you were born

Your immigration information

Additional information

Evidence

Additional Information

Review and Submit

What is your A-Number?

I do not have or know my A-Number.

What is your USCIS Online Account Number?

Providing your unique USCIS Online Account Number (OAN) helps us manage your account. You may already have an OAN if you previously filed certain paper forms and received an Account Access Notice in the mail. You can find the OAN at the top of the notice; it is not the same as an A-Number.

I do not have or know my USCIS Online Account Number

Has the Social Security Administration (SSA) ever officially issued a Social Security card to you?

Yes

No


What is your Social Security number (if known)?

Back

Next



U.S. Citizenship and Immigration Services



Topics

- Adoption
- Appeals
- Archive
- Avoid Scams
- Citizenship Resource Center
- Executive Actions on Immigration
- Family
- File Online
- Forms
- Green Card
- History and Genealogy
- Humanitarian
- Military
- Outreach
- Visit the U.S.
- Working in the U.S.

Verification

- E-Verify
- I-9 Central
- myE-Verify

Policies

- Accessibility
- Act and Privacy Act
- Adobe Reader
- No FEAR Act
- Plug-ins
- Privacy and Legal Disclaimers
- Social Media Policy
- Translation Disclaimer
- USCIS Freedom of Information

Government

- U.S. Department of Homeland Security
- U.S. Customs & Border Protection
- U.S. Immigration & Customs Enforcement
- U.S. Department of State Passports
- White House
- Visa Bulletin
- USA.gov

I-765, Application for Employment Authorization

Getting Started

About You

- Your name
Your contact information
Describe yourself
When and where you were born
Your immigration information

Additional information

Evidence

Additional Information

Review and Submit

What is your A-Number?

I do not have or know my A-Number.

A-

What is your USCIS Online Account Number?

Providing your unique USCIS Online Account Number (OAN) helps us manage your account. You may already have an OAN if you previously filed certain paper forms and received an Account Access Notice in the mail. You can find the OAN at the top of the notice; it is not the same as an A-Number.

I do not have a USCIS Online Account Number.

Has the Social Security Administration (SSA) ever officially issued a Social Security card to you?

- Yes
No

Do you want the SSA to issue you a Social Security card?

- Yes
No

Consent for Disclosure: I authorize disclosure of information from this application to the SSA as required for the purpose of assigning me an SSN and issuing me a Social Security card.

- Yes
No

What is your father's birth name?

Given name (first name) Family name (last name)

What is your mother's birth name?

Given name (first name) Family name (last name)

Back

Next



Topics

- Adoption
Appeals
Archive
Avoid Scams
Citizenship Resource Center
Executive Actions on Immigration
Family
File Online
Forms
Green Card
History and Genealogy
Humanitarian
Military
Outreach
Visit the U.S.

Verification

- E-Verify
I-9 Central
myE-Verify

Policies

- Accessibility
Act and Privacy Act
Adobe Reader
No FEAR Act
Plug-ins
Privacy and Legal Disclaimers
Social Media Policy
Translation Disclaimer
USCIS Freedom of Information

Government

- U.S. Department of Homeland Security
U.S. Customs & Border Protection
U.S. Immigration & Customs Enforcement
U.S. Department of State Passports
White House
Visa Bulletin
USA.gov

Evidence

I-765, Application for Employment Authorization

Getting Started ▼

About You ▼

Evidence ▲

2 x 2 Photo of you

Form I-94

Employment Authorization Document

Proof of enrollment

Post Completion CPT or OPT

Form I-20

College degree

Institution accreditation

Additional Information ▼

Review and Submit ▼

2 x 2 Photo of You

Upload 2 identical recent color photographs of yourself that measures 2 inches by 2 inches, with your face measuring 1 inch to 1 3/8 inch from your chin to the top of your head. Your eyes should be between 1 1/8 inch and 1 3/8 inch from the bottom of the photo.


Make sure your whole face is visible, you are facing the camera directly, and the background is white or off-white. Your head must be bare, unless contrary to your religious beliefs.

If you need help understanding the photo requirements or want to resize, rotate, or crop your photo, you can use to the Department of State's [photo composition tools](#). Please note that we cannot approve your application without your photos.

File requirements

- Clear and readable
- Accepted file formats: JPG, JPEG, PNG
- No encrypted or password-protected files
- If your documents are in a foreign language, upload a full English translation and a translator's certification with each original document
- Accepted characters: English letters, numbers, spaces, periods, hyphens, underscores, and parentheses
- Maximum size: 6MB per file

[Choose](#) or drop files here to upload




[Back](#)

[Next](#)



U.S. Citizenship and Immigration Services



Topics

- Adoption
- Appeals
- Archive
- Avoid Scams
- Citizenship Resource Center
- Executive Actions on Immigration
- Family
- File Online
- Forms
- Green Card
- History and Genealogy
- Humanitarian
- Military
- Outreach
- Visit the U.S.
- Working in the U.S.

Verification

- E-Verify
- I-9 Central
- myE-Verify

Policies

- Accessibility
- Act and Privacy Act
- Adobe Reader
- No FEAR Act
- Plug-ins
- Privacy and Legal Disclaimers
- Social Media Policy
- Translation Disclaimer
- USCIS Freedom of Information

Government

- U.S. Department of Homeland Security
- U.S. Customs & Border Protection
- U.S. Immigration & Customs Enforcement
- U.S. Department of State Passports
- White House
- Visa Bulletin
- USA.gov



I-765, Application for Employment Authorization

Getting Started

About You

Evidence

2 x 2 Photo of you

Form I-94

Employment Authorization Document

Proof of enrollment

Previous CPT or OPT

Form I-20

College degree

Institution accreditation

Additional Information

Review and Submit

Form I-94, Arrival and Departure Record

Upload a copy of one of the following:

- Your Form I-94, Arrival-Departure Record (front and back);
- A printout of your electronic Form I-94 ; or
- Your passport or other travel document.

If you were admitted to the United States by CBP at an airport or seaport after April 30, 2013, CBP may have issued you an electronic Form I-94 instead of a paper Form I-94. You may visit the [CBP website](#) to obtain a paper version of an electronic Form I-94. CBP does not charge a fee for this service. Some travelers admitted to the United States at a land border, airport, or seaport, after April 30, 2013, with a passport or travel document, who were issued a paper Form I-94 by CBP, may also be able to obtain a replacement Form I-94 from the CBP website without charge.

If your Form I-94 cannot be obtained from the CBP website, it may be obtained by filing [Form I-102, Application for Replacement/Initial Nonimmigrant Arrival-Departure Record](#), with USCIS. USCIS does charge a fee for this service.

File requirements

- Clear and readable
- Accepted file formats: JPG, JPEG, PNG
- No encrypted or password-protected files
- If your documents are in a foreign language, upload a full English translation and a translator's certification with each original document
- Accepted characters: English letters, numbers, spaces, periods, hyphens, underscores, and parentheses
- Maximum size: 6MB per file

[Choose](#) or drop files here to upload

Back

Next



U.S. Citizenship and Immigration Services



Topics

- Adoption
- Appeals
- Archive
- Avoid Scams
- Citizenship Resource Center
- Executive Actions on Immigration
- Family
- File Online
- Forms
- Green Card
- History and Genealogy
- Humanitarian
- Military
- Outreach
- Visit the U.S.
- Working in the U.S.

Verification

- E-Verify
- I-9 Central
- myE-Verify

Policies

- Accessibility
- Act and Privacy Act
- Adobe Reader
- No FEAR Act
- Plug-ins
- Privacy and Legal Disclaimers
- Social Media Policy
- Translation Disclaimer
- USCIS Freedom of Information

Government

- U.S. Department of Homeland Security
- U.S. Customs & Border Protection
- U.S. Immigration & Customs Enforcement
- U.S. Department of State Passports
- White House
- Visa Bulletin
- USA.gov



I-765, Application for Employment Authorization

Getting Started

About You

Evidence

2 x 2 Photo of you

Form I-94

Employment Authorization Document

Proof of enrollment

Previous CPT or OPT

Form I-20

College degree

Institution accreditation

Additional Information

Review and Submit

Employment Authorization Document or Government ID

Upload a copy of your last Employment Authorization document (EAD) (front and back). If you were not previously issued an EAD, you must upload a copy of a government-issued identity document (such as a passport) showing your picture, name, and date of birth; a birth certificate with photo ID; a visa issued by a foreign consulate; or a national ID document with photo and/or fingerprint. The identity document photocopy must clearly show your facial features and contain your biographical information.

File requirements

- Clear and readable
- Accepted file formats: JPG, JPEG, PNG
- No encrypted or password-protected files
- If your documents are in a foreign language, upload a full English translation and a translator's certification with each original document
- Accepted characters: English letters, numbers, spaces, periods, hyphens, underscores, and parentheses
- Maximum size: 6MB per file


[Choose](#) or drop files here to upload

Back

Next



U.S. Citizenship and Immigration Services



Topics

Adoption

Appeals

Archive

Avoid Scams

Citizenship Resource Center

Executive Actions on Immigration

Family

File Online

Verification

E-Verify

I-9 Central

myE-Verify

Policies

Accessibility

Act and Privacy Act

Adobe Reader

No FEAR Act

Plug-ins

Privacy and Legal Disclaimers

Social Media Policy

Translation Disclaimer

Government

U.S. Department of Homeland Security

U.S. Customs & Border Protection

U.S. Immigration & Customs Enforcement

U.S. Department of State Passports

White House

Visa Bulletin

I-765, Application for Employment Authorization

Getting Started ▾

About You ▾

Evidence ▲

2 x 2 Photo of you

Form I-94

Employment Authorization Document

Proof of enrollment

Previous CPT or OPT

Form I-20

College degree

Institution accreditation

Additional Information ▾

Review and Submit ▾

Proof of Enrollment

Upload evidence of having been lawfully enrolled on a full-time basis for one full academic year at a college, university, conservatory, or seminary approved by the U.S. Immigration and Customs Enforcement (ICE) Student and Exchange Visitor Program (SEVP) for attendance by F-1 foreign students.

File requirements

- Clear and readable
- Accepted file formats: JPG, JPEG, PNG
- No encrypted or password-protected files
- If your documents are in a foreign language, upload a full English translation and a translator's certification with each original document
- Accepted characters: English letters, numbers, spaces, periods, hyphens, underscores, and parentheses
- Maximum size: 6MB per file


[Choose](#) or drop files here to upload

[Back](#)

[Next](#)



U.S. Citizenship and Immigration Services



Topics

- Adoption
- Appeals
- Archive
- Avoid Scams
- Citizenship Resource Center
- Executive Actions on Immigration
- Family
- File Online

Verification

- E-Verify
- I-9 Central
- myE-Verify

Policies

- Accessibility
- Act and Privacy Act
- Adobe Reader
- No FEAR Act
- Plug-ins
- Privacy and Legal Disclaimers
- Social Media Policy
- Translation Disclaimer

Government

- U.S. Department of Homeland Security
- U.S. Customs & Border Protection
- U.S. Immigration & Customs Enforcement
- U.S. Department of State Passports
- White House
- Visa Bulletin



I-765, Application for Employment Authorization

Getting Started

About You

Evidence

2 x 2 Photo of you

Form I-94

Employment Authorization Document

Proof of enrollment

Post Completion CPT or OPT

Form I-20

College degree

Institution accreditation

Additional Information

Review and Submit

Post Completion CPT or OPT

Upload evidence of any previously authorized CPT or OPT and the academic level at which it was authorized.

File requirements

- Clear and readable
- Accepted file formats: JPG, JPEG, PNG
- No encrypted or password-protected files
- If your documents are in a foreign language, upload a full English translation and a translator's certification with each original document
- Accepted characters: English letters, numbers, spaces, periods, hyphens, underscores, and parentheses
- Maximum size: GMB per file


[Choose](#) or drop files here to upload

Back

Next



U.S. Citizenship and Immigration Services



Topics

- Adoption
- Appeals
- Archive
- Avoid Scams
- Citizenship Resource Center
- Executive Actions on Immigration
- Family
- File Online

Verification

- E-Verify
- I-9 Central
- myE-Verify

Policies

- Accessibility
- Act and Privacy Act
- Adobe Reader
- No FEAR Act
- Plug-ins
- Privacy and Legal Disclaimers
- Social Media Policy
- Translation Disclaimer

Government

- U.S. Department of Homeland Security
- U.S. Customs & Border Protection
- U.S. Immigration & Customs Enforcement
- U.S. Department of State Passports
- White House
- Visa Bulletin



I-765, Application for Employment Authorization

Getting Started

About You

Evidence

2 x 2 Photo of you

Form I-94

Employment Authorization Document

Proof of enrollment

Previous CPT or OPT

Form I-20

College degree

Institution accreditation

Additional Information

Review and Submit

I-20, Certificate of Eligibility for Nonimmigrant Student Status

Upload a copy of the Form I-20, Certificate of Eligibility for Nonimmigrant Student Status endorsed by the Designated School Official (DSO). For the (c)(3)(B) eligibility category, your DSO must have entered the recommendation for OPT into your SEVIS record within 30 days of you submitting Form I-765. If you fail to do so, we will deny your OPT request. For the (c)(3)(C) eligibility category, the Form I-20 must have been endorsed by the DSO within 60 days of submitting Form I-765.

File requirements

- Clear and readable
- Accepted file formats: JPG, JPEG, PNG
- No encrypted or password-protected files
- If your documents are in a foreign language, upload a full English translation and a translator's certification with each original document
- Accepted characters: English letters, numbers, spaces, periods, hyphens, underscores, and parentheses
- Maximum size: 6MB per file


[Choose](#) or drop files here to upload

Back

Next



U.S. Citizenship and Immigration Services



Topics

Adoption

Appeals

Archive

Avoid Scams

Citizenship Resource Center

Executive Actions on Immigration

Family

File Online

Verification

E-Verify

I-9 Central

myE-Verify

Policies

Accessibility

Act and Privacy Act

Adobe Reader

No FEAR Act

Plug-ins

Privacy and Legal Disclaimers

Social Media Policy

Translation Disclaimer

Government

U.S. Department of Homeland Security

U.S. Customs & Border Protection

U.S. Immigration & Customs Enforcement

U.S. Department of State Passports

White House

Visa Bulletin

Please note: this evidence is conditional for eligibility category is (c)(3)(C)



I-765, Application for Employment Authorization

Getting Started

About You

Evidence

2 x 2 Photo of you

Form I-94

Employment Authorization Document

Proof of enrollment

Previous CPT or OPT

Form I-20

College degree

Institution accreditation

Additional Information

Review and Submit

College Degree

Upload evidence the degree that is the basis for the STEM OPT extension is in one of the degree programs currently listed on the [STEM Designated Degree Program List](#) or a copy of your prior STEM degree.

File requirements

- Clear and readable
- Accepted file formats: JPG, JPEG, PNG
- No encrypted or password-protected files
- If your documents are in a foreign language, upload a full English translation and a translator's certification with each original document
- Accepted characters: English letters, numbers, spaces, periods, hyphens, underscores, and parentheses
- Maximum size: 6MB per file


Choose or drop files here to upload

Back

Next



U.S. Citizenship and Immigration Services



Topics

- Adoption
- Appeals
- Archive
- Avoid Scams
- Citizenship Resource Center
- Executive Actions on Immigration
- Family
- File Online
- Forms
- Green Card
- History and Genealogy
- Humanitarian
- Military
- Outreach
- Visit the U.S.
- Working in the U.S.

Verification

- E-Verify
- I-9 Central
- myE-Verify

Policies

- Accessibility
- Act and Privacy Act
- Adobe Reader
- No FEAR Act
- Plug-ins
- Privacy and Legal Disclaimers
- Social Media Policy
- Translation Disclaimer
- USCIS Freedom of Information

Government

- U.S. Department of Homeland Security
- U.S. Customs & Border Protection
- U.S. Immigration & Customs Enforcement
- U.S. Department of State Passports
- White House
- Visa Bulletin
- USA.gov



I-765, Application for Employment Authorization

Getting Started

About You

Evidence

2 x 2 Photo of you

Form I-94

Employment Authorization Document

Proof of enrollment

Previous CPT or OPT

Form I-20

College degree

Institution accreditation

Additional Information

Review and Submit

Institution Accreditation

Upload evidence that the institution that granted your STEM degree is currently accredited by the U.S. Department of Education and certified by the Student Exchange and Visitor Program (SEVP), if this STEM OPT extension is based on a previously earned STEM degree.

File requirements

- Clear and readable
Accepted file formats: JPG, JPEG, PNG
No encrypted or password-protected files
If your documents are in a foreign language, upload a full English translation and a translator's certification with each original document
Accepted characters: English letters, numbers, spaces, periods, hyphens, underscores, and parentheses
Maximum size: 6MB per file


Choose or drop files here to upload

Back

Next



U.S. Citizenship and Immigration Services



Topics

- Adoption
Appeals
Archive
Avoid Scams
Citizenship Resource Center
Executive Actions on Immigration
Family
File Online
Forms
Green Card
History and Genealogy
Humanitarian
Military
Outreach
Visit the U.S.
Working in the U.S.

Verification

- E-Verify
I-9 Central
myE-Verify

Policies

- Accessibility
Act and Privacy Act
Adobe Reader
No FEAR Act
Plug-ins
Privacy and Legal Disclaimers
Social Media Policy
Translation Disclaimer
USCIS Freedom of Information

Government

- U.S. Department of Homeland Security
U.S. Customs & Border Protection
U.S. Immigration & Customs Enforcement
U.S. Department of State Passports
White House
Visa Bulletin
USA.gov

Additional Information



I-765, Application for Employment Authorization

Getting Started

About You

Evidence

Additional information

Additional information

Review and Submit

You may provide additional information for your application

If you need to provide any additional information for any of your answers to the questions in this form, enter it into the space below. You should include the questions that you are referencing.

If you do not need to provide any additional information, you may leave this section blank.

+ Add a Response

Back

Next



U.S. Citizenship and Immigration Services



Topics

Adoption

Appeals

Archive

Avoid Scams

Citizenship Resource Center

Executive Actions on Immigration

Family

File Online

Verification

E-Verify

I-9 Central

myE-Verify

Policies

Accessibility

Act and Privacy Act

Adobe Reader

No FEAR Act

Plug-ins

Privacy and Legal Disclaimers

Social Media Policy

Translation Disclaimer

Government

U.S. Department of Homeland Security

U.S. Customs & Border Protection

U.S. Immigration & Customs Enforcement

U.S. Department of State Passports

White House

Visa Bulletin



I-765, Application for Employment Authorization

Getting Started

About You

Evidence

Additional information

Additional information

Review and Submit

You may provide additional information for your application

If you need to provide any additional information for any of your answers to the questions in this form, enter it into the space below. You should include the questions that you are referencing.

If you do not need to provide any additional information, you may leave this section blank.

Section

Page

Question

Additional information

0 / 500

Save response

Cancel



U.S. Citizenship and Immigration Services



Topics

Adoption

Appeals

Archive

Avoid Scams

Citizenship Resource Center

Verification

E-Verify

I-9 Central

myE-Verify

Policies

Accessibility

Act and Privacy Act

Adobe Reader

No FEAR Act

Plug-ins

Government

U.S. Department of Homeland Security

U.S. Customs & Border Protection

U.S. Immigration & Customs Enforcement

U.S. Department of State

Review and submit

I-765, Application for Employment Authorization

- Getting Started ▾
- About You ▾
- Evidence ▾
- Additional Information ▾

Review and Submit ▲

Review your application

Your application summary

Preparer statement

Preparer signature

Interpreter certification

Interpreter signature

Your statement

Your signature

Check your application before you submit

We will review your application to check for accuracy and completeness before you submit it.

We encourage you to provide as many responses as you can throughout the application, to the best of your knowledge. Missing information can slow down the review process after you submit your application.

You can return to this page to review your application as many times as you want before you submit it.


Your fee

 Your form filing fee is: [XXXX]

Refund Policy: USCIS does not refund fees, regardless of any action we take on your application, petition or request, or how long USCIS takes to reach a decision. By continuing this transaction, you acknowledge that you must submit fees in the exact amount and that you are paying the fees for a government service.

Alerts and warning

A green alert means you have completed all required fields and responses.


 We found no alerts or warnings in your application.

[Back](#)

[Next](#)



U.S. Citizenship and Immigration Services



Topics

- Adoption
- Appeals
- Archive
- Avoid Scams
- Citizenship Resource Center
- Executive Actions on Immigration
- Family
- File Online
- Forms
- Green Card
- History and Genealogy
- Humanitarian
- Military
- Outreach
- Visit the U.S.
- Working in the U.S.

Verification

- E-Verify
- I-9 Central
- myE-Verify





Policies

- Accessibility
- Act and Privacy Act
- Adobe Reader
- No FEAR Act
- Plug-ins
- Privacy and Legal Disclaimers
- Social Media Policy
- Translation Disclaimer
- USCIS Freedom of Information

Government

- U.S. Department of Homeland Security
- U.S. Customs & Border Protection
- U.S. Immigration & Customs Enforcement
- U.S. Department of State Passports
- White House
- Visa Bulletin
- USA.gov

I-765, Application for Employment Authorization

- [Getting Started](#) 
- [About You](#) 
- [Evidence](#) 
- [Additional Information](#) 

Review and Submit

- [Review your application](#)
- [Your application summary](#)**
- [Preparer statement](#)
- [Preparer signature](#)
- [Interpreter certification](#)
- [Interpreter signature](#)
- [Your statement](#)
- [Your signature](#)

Review the I-765 form information

Here is a summary of all the information you provided in your application.

Make sure you have provided responses for everything that applies to you before you submit your application. You can edit your responses by going to each application section using the site navigation.

We also prepared a draft case snapshot with your responses, which you can download below.

[View draft case snapshot](#)

Getting Started

Basis of eligibility

What is your eligibility category? -

What is your degree? -

What is your employer's name as listed in E-Verify? -

What is your employer's E-Verify company identification number or a valid E-Verify client company identification number? -

Reason for applying

What is your reason for applying? -

Have you previously filed Form I-765? -

Preparer and interpreter information

Is someone assisting you with completing this application? -

Is an interpreter assisting you with completing this application? -

Preparer information

What's the preparer's contact information?

Email address -

Mobile telephone number -

Daytime telephone number -

What is your preparer's mailing Address?

Country -

Address line 1 -

Address line 2 -

City or town -

State -

Province -

ZIP code -

Postal code -

What is your preparer's business or organization name? -

What is your interpreter's full name?

Family name (last name) -

Given name (first name) -

What language is your interpreter using to interpret this application for you? -

About You

Your name

What is your current legal name?

Given name (first name) -

Middle name -

Family name (last name) -

Has used additional names -

Your contact information

How may we contact you?

Daytime telephone number -

Mobile telephone number (if any) -

Email address -

What is your current U.S. mailing address?

In care of name (if any) -

Address line 1 -

Address line 2 -

City or town -

State -

ZIP code -

Is your current mailing address the same as your physical address? -

Physical Address

Address line 1 -

Address line 2 -

City or town -

State -

ZIP code -

Describe yourself

What is your gender? -

What is your marital status? -

When and where you were born?

What is your city, town, or village of birth? -

What is your state or province of birth? -

What is your country of birth? -

What is your date of birth? -

Your immigration information

When did you last arrive in the United States?

Place of arrival -

Date of arrival -

Status at last arrival -

What is your Form I-94 Arrival-Departure Record Number (if any)? -

What is the passport number of your most recently issued passport? -

What is your travel document number (if any)? -

What is the expiration date of your passport or travel document? -

What country issued your passport or travel document? -

What is your current immigration status or category? -

What is your Student and Exchange Visitor Information System (SEVIS) Number (if any)? -

Additional information

What is your A-Number? -

What is your USCIS Online Account Number? -

Has the Social Security Administration (SSA) ever officially issued a Social Security card to you? -

What is your Social Security number (if known)? -

Do you want the SSA to issue you a Social Security card? -

Consent for Disclosure: I authorize disclosure of information from this application to the SSA as required for the purpose of assigning me an SSN and issuing me a Social Security card. -

What is your father's birth name?

Given name (first name) -

Family name (last name) -

What is your mother's birth name?

Given name (first name) -

Family name (last name) -

Evidence

Additional information

I-765, Application for Employment Authorization

- Getting Started
- About You
- Evidence
- Additional Information

Review and Submit

- Review your application
- Your application summary
- Preparer statement**
- Preparer signature
- Interpreter certification
- Interpreter signature
- Your statement
- Your signature

Preparer statement

Your preparer must read the statements below and select the statement that applies to him or her.

If your preparer is an attorney or accredited representative whose representation extends beyond preparation of this application, he or she may be obliged to submit a completed Notice of Entry of Appearance as Attorney or Accredited Representative (G-28) with your application.

- I am not an attorney or accredited representative but have prepared this application on behalf of the applicant and with the applicant's consent.
- I am an attorney or accredited representative and my representation of the applicant in this case does not extend beyond the preparation of this application.
- I am an attorney or accredited representative and my representation of the applicant in this case extends beyond the preparation of this application.

Preparer's certification

Your preparer must read and agree to the certification below.



By my signature, I certify, under penalty of perjury, that I prepared this application at the request of the applicant. The applicant then reviewed this completed application and informed me that he or she understands all of the information contained in, and submitted with, his or her application, including the Applicant's Declaration and Certification, and that all of this information is complete, true, and correct. I completed this application based only on information that the applicant provided to me or authorized me to obtain or use.

As the applicant's preparer, you must sign on paper and provide your signature page to the applicant.

Follow these steps:

1. [Download the Preparer Signature page.](#)
2. Print the Preparer Signature page.
3. Read and sign the Preparer Signature page.
4. Give the signed Preparer Signature page to the applicant.


The applicant will need to scan and upload your completed signature page on the next screen.

Back

Next



U.S. Citizenship and Immigration Services



Topics

- Adoption
- Appeals
- Archive
- Avoid Scams
- Citizenship Resource Center
- Executive Actions on Immigration
- Family
- File Online
- Forms
- Green Card
- History and Genealogy
- Humanitarian
- Military
- Outreach
- Visit the U.S.
- Working in the U.S.

Verification

- E-Verify
- I-9 Central
- myE-Verify

Policies

- Accessibility
- Act and Privacy Act
- Adobe Reader
- No FEAR Act
- Plug-ins
- Privacy and Legal Disclaimers
- Social Media Policy
- Translation Disclaimer
- USCIS Freedom of Information

Government

- U.S. Department of Homeland Security
- U.S. Customs & Border Protection
- U.S. Immigration & Customs Enforcement
- U.S. Department of State Passports
- White House
- Visa Bulletin
- USA.gov



I-765, Application for Employment Authorization

- Getting Started ▼
- About You ▼
- Evidence ▼
- Additional Information ▼
- Review and Submit ▲**
 - Review your application
 - Your application summary
 - Preparer statement
 - Preparer signature**
 - Interpreter certification
 - Interpreter signature
 - Your statement
 - Your signature

Preparer signature upload

Scan and upload your preparer's completed signature page below.

File requirements

- Clear and readable
- Accepted file formats: JPG, JPEG, PNG
- No encrypted or password-protected files
- If your documents are in a foreign language, upload a full English translation and a translator's certification with each original document
- Accepted characters: English letters, numbers, spaces, periods, hyphens, underscores, and parentheses
- Maximum size: 6MB per file


[Choose](#) or drop files here to upload

[Back](#)

[Next](#)



U.S. Citizenship and Immigration Services



Topics

- Adoption
- Appeals
- Archive
- Avoid Scams
- Citizenship Resource Center
- Executive Actions on Immigration
- Family
- File Online
- Forms
- Green Card
- History and Genealogy

Verification

- E-Verify
- I-9 Central
- myE-Verify

Policies

- Accessibility
- Act and Privacy Act
- Adobe Reader
- No FEAR Act
- Plug-ins
- Privacy and Legal Disclaimers
- Social Media Policy
- Translation Disclaimer
- USCIS Freedom of Information

Government

- U.S. Department of Homeland Security
- U.S. Customs & Border Protection
- U.S. Immigration & Customs Enforcement
- U.S. Department of State Passports
- White House
- Visa Bulletin
- USA.gov

I-765, Application for Employment Authorization

Getting Started ▾

About You ▾

Evidence ▾

Additional Information ▾

Review and Submit ▴

Review your application

Your application summary

Preparer statement

Preparer signature

Interpreter certification

Interpreter signature

Your statement

Your signature

Interpreter's certification and signature

Your interpreter must read and agree to the certification below.



I certify, under penalty of perjury, that: I am fluent in English and the language provided in the Getting Started section of this application, and I have read to this applicant in the identified language every question and instruction on this application and his or her answer to every question. The applicant informed me that he or she understands every instruction, question, and answer on the application, including the **Applicant's Declaration and Certification**, and has verified the accuracy of every answer.

As the applicant's preparer, you must sign on paper and provide your signature page to the applicant.

Follow these steps:

1. [Download the Preparer Signature page.](#)
2. Print the Preparer Signature page.
3. Read and sign the Preparer Signature page.
4. Give the signed Preparer Signature page to the applicant.


The applicant will need to scan and upload your completed signature page on the next screen.

[Back](#)

[Next](#)



U.S. Citizenship and Immigration Services



Topics

- Adoption
- Appeals
- Archive
- Avoid Scams
- Citizenship Resource Center
- Executive Actions on Immigration
- Family
- File Online
- Forms
- Green Card
- History and Genealogy
- Humanitarian
- Military
- Outreach
- Visit the U.S.
- Working in the U.S.

Verification

- E-Verify
- I-9 Central
- myE-Verify

Policies

- Accessibility
- Act and Privacy Act
- Adobe Reader
- No FEAR Act
- Plug-ins
- Privacy and Legal Disclaimers
- Social Media Policy
- Translation Disclaimer
- USCIS Freedom of Information

Government

- U.S. Department of Homeland Security
- U.S. Customs & Border Protection
- U.S. Immigration & Customs Enforcement
- U.S. Department of State Passports
- White House
- Visa Bulletin
- USA.gov

I-765, Application for Employment Authorization

Getting Started ▾

About You ▾

Evidence ▾

Additional Information ▾

Review and Submit ▲

Review your application

Your application summary

Preparer statement

Preparer signature

Interpreter certification

Interpreter signature

Your statement

Your signature

Interpreter's signature upload

Scan and upload your preparer's completed signature page below.

File requirements

- Clear and readable
- Accepted file formats: JPG, JPEG, PNG
- No encrypted or password-protected files
- If your documents are in a foreign language, upload a full English translation and a translator's certification with each original document
- Accepted characters: English letters, numbers, spaces, periods, hyphens, underscores, and parentheses
- Maximum size: 6MB per file


[Choose](#) or drop files here to upload

[Back](#)

[Next](#)



U.S. Citizenship and Immigration Services



Topics

- Adoption
- Appeals
- Archive
- Avoid Scams
- Citizenship Resource Center
- Executive Actions on Immigration
- Family
- File Online
- Forms
- Green Card
- History and Genealogy
- Humanitarian
- Military
- Outreach
- Visit the U.S.
- Working in the U.S.

Verification

- E-Verify
- I-9 Central
- myE-Verify

Policies

- Accessibility
- Act and Privacy Act
- Adobe Reader
- No FEAR Act
- Plug-ins
- Privacy and Legal Disclaimers
- Social Media Policy
- Translation Disclaimer
- USCIS Freedom of Information

Government

- U.S. Department of Homeland Security
- U.S. Customs & Border Protection
- U.S. Immigration & Customs Enforcement
- U.S. Department of State Passports
- White House
- Visa Bulletin
- USA.gov

I-765, Application for Employment Authorization

[Getting Started](#) ▾

[About You](#) ▾

[Evidence](#) ▾

[Additional Information](#) ▾

[Review and Submit](#) ▴

[Review your application](#)

[Your application summary](#)

[Preparer statement](#)

[Preparer signature](#)

[Interpreter certification](#)

[Interpreter signature](#)

[Your statement](#)

[Your signature](#)

Applicant's statement regarding the Preparer

You must read and agree to the statement below.

- At my request, the preparer named in the Getting Started section of this application prepared this application for me based only upon the information I provided or authorized.

Applicant's statement regarding the Interpreter

You must read and agree to the statement below.


- The interpreter named in the Getting Started section of this application read to me every question and instruction on this application and my answer to every question in the language I specified in the Getting Started section, a language in which I am fluent, and I understood everything.

[Back](#)

[Next](#)



U.S. Citizenship and Immigration Services



Topics

- [Adoption](#)
- [Appeals](#)
- [Archive](#)
- [Avoid Scams](#)
- [Citizenship Resource Center](#)
- [Executive Actions on Immigration](#)
- [Family](#)
- [File Online](#)
- [Forms](#)
- [Green Card](#)
- [History and Genealogy](#)
- [Humanitarian](#)
- [Military](#)
- [Outreach](#)
- [Visit the U.S.](#)
- [Working in the U.S.](#)

Verification

- [E-Verify](#)
- [I-9 Central](#)
- [myE-Verify](#)

Policies

- [Accessibility](#)
- [Act and Privacy Act](#)
- [Adobe Reader](#)
- [No FEAR Act](#)
- [Plug-ins](#)
- [Privacy and Legal Disclaimers](#)
- [Social Media Policy](#)
- [Translation Disclaimer](#)
- [USCIS Freedom of Information](#)

Government

- [U.S. Department of Homeland Security](#)
- [U.S. Customs & Border Protection](#)
- [U.S. Immigration & Customs Enforcement](#)
- [U.S. Department of State Passports](#)
- [White House](#)
- [Visa Bulletin](#)
- [USA.gov](#)

I-765, Application for Employment Authorization

- Getting Started
- About You
- Evidence
- Additional Information

Review and Submit

- Review your application
- Your application summary
- Preparer statement
- Preparer signature
- Interpreter certification
- Interpreter signature
- Your statement
- Your signature**

Applicant's Declaration and Certification

You must read and agree to the certification below. If you knowingly and willfully falsify or conceal a material fact or submit a false document with your application, we can deny your application and may deny any other immigration benefit. You may also face criminal prosecution and penalties provided by the law.



Copies of any documents I have submitted are exact photocopies of unaltered, original documents, and I understand that USCIS may require that I submit original documents to USCIS at a later date. Furthermore, I authorize the release of any information from any and all of my records that USCIS may need to determine my eligibility for the immigration benefit that I seek.

I furthermore authorize release of information contained in this application, in supporting documents, and in my USCIS records, to other entities and persons where necessary for the administration and enforcement of U.S. immigration law.

I understand that USCIS may require me to appear for an appointment to take my biometrics (fingerprints, photograph, and/or signature) and, at that time, if I am required to provide biometrics, I will be required to sign an oath reaffirming that:

- I reviewed and understood all of the information contained in, and submitted with, my application; and
- All of this information was complete, true, and correct at the time of filing.

I certify, under penalty of perjury, that all of the information in my application and any document submitted with it were provided or authorized by me, that I reviewed and understand all of the information contained in, and submitted with, my application and that all of this information is complete, true, and correct.

I have read and agree to the applicant's

Your signature


You must provide your digital signature below by typing your full legal name. We may deny your application if you do not completely fill out this application or fail to submit required documents. We will record the date of your signature with your application.

Your signature

Submit



U.S. Citizenship and Immigration Services



Topics

- Adoption
- Appeals
- Archive
- Avoid Scams
- Citizenship Resource Center
- Executive Actions on Immigration
- Family
- File Online
- Forms
- Green Card
- History and Genealogy
- Humanitarian
- Military
- Outreach
- Visit the U.S.
- Working in the U.S.

Verification

- E-Verify
- I-9 Central
- myE-Verify

Policies

- Accessibility
- Act and Privacy Act
- Adobe Reader
- No FEAR Act
- Plug-ins
- Privacy and Legal Disclaimers
- Social Media Policy
- Translation Disclaimer
- USCIS Freedom of Information

Government

- U.S. Department of Homeland Security
- U.S. Customs & Border Protection
- U.S. Immigration & Customs Enforcement
- U.S. Department of State Passports
- White House
- Visa Bulletin
- USA.gov

I-765, Application for Employment Authorization

- Getting Started ▾
- About You ▾
- Evidence ▾
- Additional Information ▾

Review and Submit ▲

- Review your application
- Your application summary
- Preparer statement
- Preparer signature
- Interpreter certification
- Interpreter signature
- Your statement
- Your signature
- Pay and submit**

Pay for and submit your application

The final step to submit your Form I-765, Application for Employment Authorization, is to pay the required fee

Your application fee is: [XXXX]

Refund Policy: By continuing this transaction, you agree that you are paying for a government service and that the filing fee, biometric services fee and all related financial transactions are final and not refundable, regardless of any action USCIS takes on an application, petition or request, or how long USCIS takes to issue a decision. You must submit all fees in the exact amounts.



We will send you to Pay.gov — our safe, secure payment website — to pay your fees and submit your application online.

Here are the steps in the payment and submission process:

1. Provide your billing information on Pay.gov
2. Provide your credit card of U.S. bank account information
3. Submit your payment


When you have paid your fee, your form will be submitted.

Pay.gov will redirect you to uscis.gov confirmation screen, which will include your receipt number for your records. You can track the status of your application through your USCIS online account.)

[Pay and submit](#)



U.S. Citizenship and Immigration Services



Topics

- Adoption
- Appeals
- Archive
- Avoid Scams
- Citizenship Resource Center
- Executive Actions on Immigration
- Family
- File Online
- Forms
- Green Card
- History and Genealogy
- Humanitarian
- Military
- Outreach
- Visit the U.S.
- Working in the U.S.

Verification

- E-Verify
- I-9 Central
- myE-Verify

Policies

- Accessibility
- Act and Privacy Act
- Adobe Reader
- No FEAR Act
- Plug-ins
- Privacy and Legal Disclaimers
- Social Media Policy
- Translation Disclaimer
- USCIS Freedom of Information

Government

- U.S. Department of Homeland Security
- U.S. Customs & Border Protection
- U.S. Immigration & Customs Enforcement
- U.S. Department of State Passports
- White House
- Visa Bulletin
- USA.gov

Payment happens on pay.gov


You successfully submitted your I-765

We will contact you if we have any questions or need additional information. You can track the status of your application through your USCIS account online.

[Go to my cases](#)



U.S. Citizenship and Immigration Services



Topics

- Adoption
- Appeals
- Archive
- Avoid Scams
- Citizenship Resource Center
- Executive Actions on Immigration
- Family
- File Online
- Forms
- Green Card
- History and Genealogy
- Humanitarian
- Military
- Outreach
- Visit the U.S.
- Working in the U.S.

Verification

- E-Verify
- I-9 Central
- myE-Verify

Policies

- Accessibility
- Act and Privacy Act
- Adobe Reader
- No FEAR Act
- Plug-ins
- Privacy and Legal Disclaimers
- Social Media Policy
- Translation Disclaimer
- USCIS Freedom of Information

Government

- U.S. Department of Homeland Security
- U.S. Customs & Border Protection
- U.S. Immigration & Customs Enforcement
- U.S. Department of State Passports
- White House
- Visa Bulletin
- USA.gov

Alerts

I-765, Application for Employment Authorization

Getting Started

About You

- Your name
- Your contact information
- Describe yourself
- When and where you were born
- Your immigration information

Additional information

Evidence

Additional Information

Review and Submit

What is your A-Number?

I do not have or know my A-Number.

A-

What is your USCIS Online Account Number?

Providing your unique USCIS Online Account Number (OAN) helps us manage your account. You may already have an OAN if you previously filed certain paper forms and received an Account Access Notice in the mail. You can find the OAN at the top of the notice; it is not the same as an A-Number.

I do not have a USCIS Online Account Number.

Has the Social Security Administration (SSA) ever officially issued a Social Security card to you?

- Yes
- No

Do you want the SSA to issue you a Social Security card?

- Yes
- No

You must agree to the Consent for Disclosure
If you answer "Yes", you must also answer "Yes" to the Consent for Disclosure.

Consent for Disclosure: I authorize disclosure of information from this application to the SSA as required for the purpose of assigning me an SSN and issuing me a Social Security card.

- Yes
- No


You must agree to the Consent for Disclosure
To receive a Social Security card, you must select "Yes" to the Consent for Disclosure.

Back

Next



U.S. Citizenship and Immigration Services



Topics

- Adoption
- Appeals
- Archive
- Avoid Scams
- Citizenship Resource Center
- Executive Actions on Immigration
- Family
- File Online
- Forms
- Green Card
- History and Genealogy
- Humanitarian
- Military
- Outreach

Verification

- E-Verify
- I-9 Central
- myE-Verify

Policies

- Accessibility
- Act and Privacy Act
- Adobe Reader
- No FEAR Act
- Plug-ins
- Privacy and Legal Disclaimers
- Social Media Policy
- Translation Disclaimer
- USCIS Freedom of Information

Government

- U.S. Department of Homeland Security
- U.S. Customs & Border Protection
- U.S. Immigration & Customs Enforcement
- U.S. Department of State Passports
- White House
- Visa Bulletin
- USA.gov



I-765, Application for Employment Authorization

- Getting Started
- About You
- Evidence
- Additional Information

Review and Submit

Review your application

- Your application summary
- Preparer statement
- Preparer signature
- Interpreter certification
- Interpreter signature
- Your statement
- Your signature

Check your application before you submit

We will review your application to check for accuracy and completeness before you submit it.

We encourage you to provide as many responses as you can throughout the application, to the best of your knowledge. Missing information can slow down the review process after you submit your application.

You can return to this page to review your application as many times as you want before you submit it.

Your fee

i Your form filing fee is: [SXXX]

Refund Policy: USCIS does not refund fees, regardless of any action we take on your application, petition or request, or how long USCIS takes to reach a decision. By continuing this transaction, you acknowledge that you must submit fees in the exact amount and that you are paying the fees for a government service.

Alerts and warning

A green alert means you have completed all required fields and responses.

i There are errors in Getting Started: Basis of eligibility


[Edit my responses](#)

[Back](#)

[Next](#)



U.S. Citizenship and Immigration Services



Topics

- Adoption
- Appeals
- Archive
- Avoid Scams
- Citizenship Resource Center
- Executive Actions on Immigration
- Family
- File Online
- Forms
- Green Card
- History and Genealogy
- Humanitarian
- Military
- Outreach
- Visit the U.S.

Verification

- E-Verify
- I-9 Central
- myE-Verify

Policies

- Accessibility
- Act and Privacy Act
- Adobe Reader
- No FEAR Act
- Plug-ins
- Privacy and Legal Disclaimers
- Social Media Policy
- Translation Disclaimer
- USCIS Freedom of Information

Government

- U.S. Department of Homeland Security
- U.S. Customs & Border Protection
- U.S. Immigration & Customs Enforcement
- U.S. Department of State Passports
- White House
- Visa Bulletin
- USA.gov