

National Teacher and Principal Survey of 2020–2021 (NTPS 2020–21)

OMB# 1850-0598 v.30

Appendix A1 Supplementary Material for Generic Research Applications

**National Center for Education Statistics (NCES)
U.S. Department of Education**

March 2020

Appendix A1: Supplementary Material for Generic Research Applications

The materials in this section are previously used and cleared copies of the Principal Follow-Up Survey and the Teacher Follow-Up Survey. They are included in this package for clearance so that, upon request by Special Contact Districts, they can be sent to those Districts as examples of the kinds of materials used for those two surveys.

The following materials are contained in this document:

2015-16 Principal Status Form (PFS).....	3
2012-13 Teacher Status Form (TFS).....	7
2012-13 TFS Questionnaire for Former Teachers.....	9
2012-13 TFS Questionnaire for Current Teachers.....	19

Conducted by:
U.S. DEPARTMENT OF EDUCATION
NATIONAL CENTER FOR EDUCATION STATISTICS

Collected by:
U.S. DEPARTMENT OF COMMERCE
Economics and Statistics Administration
U.S. CENSUS BUREAU

PRINCIPAL FOLLOW-UP SURVEY



(Please correct any errors in your name, address, and ZIP Code.)

Please return this form within 2 weeks in the enclosed envelope, or mail it to:

**U.S. CENSUS BUREAU
Attn: DCB-60A
1201 E 10th STREET
JEFFERSONVILLE IN 47132-0001**

NOTICE

This survey is authorized by the Education Sciences Reform Act of 2002, 20 U.S. Code § 9541(b) and § 9543(a). The results will only be produced as statistical summaries.

The National Center for Education Statistics is interested in Principal attrition and mobility. According to our records, you were the principal of

during the 2015-16 school year. Please answer the following question about your current occupational status.

Which of the following best describes your current occupational status?

 Please mark (X) one box.

 If you were not the Principal of last year (2015-16 school year), mark (X) here ⁵⁰ and return the form.

Still working as Principal of the same school

²⁰ Still working as Principal of the same school

Still working as a Principal, but not at the same school

²⁴ Working as a Principal, but in a different public school 

Is your new school in the same District as last year's school?

²¹ Yes

²² No

²³ Don't know

²⁵ Working as a Principal, but in a private school

Still working in a K-12 school, but not as a Principal

²⁶ Working in the same school, but not as Principal

²⁷ Working in a different public school, but not as Principal

²⁸ Working in a private school, but not as Principal

Still working in K-12 Education, but not in a K-12 school

²⁹ Working in a District or Administrative Office as a Superintendent, Assistant Superintendent, or other higher-level Administrator

³⁰ Working in a District or Administrative Office, in a position other than that of Superintendent, Assistant Superintendent, or other higher-level Administrator

³¹ Working at a job associated with K-12 education, but not directly associated with any schools or school system

Working at a job outside of K-12 Education

³² Working at a job outside of K-12 education

Other

³³ Retired – not working outside the home

³⁴ On leave (e.g., maternity/paternity, military, disability, sabbatical)

³⁵ Deceased

³⁶ Other – Specify _____

Paperwork Burden Statement

According to the Paperwork Reduction Act of 1995, no persons are required to respond to a collection of information unless it displays a valid OMB control number. The valid OMB control number for this voluntary information collection is 1850-0934. The time required to complete this information collection is estimated to average 5 minutes per response, including the time to review instructions, search existing data resources, gather the data needed, and complete and review the information collection. If you have any comments concerning the accuracy of the time estimate, suggestions for improving this collection, or comments or concerns about the contents or the status of your individual submission of this questionnaire, please e-mail: addp.education.surveys@census.gov or write directly to: National Teacher and Principal Survey (NTPS), National Center for Education Statistics (NCES), 550 12th St. SW #4014, Washington, DC 20004.

To learn more about this survey and to access reports from earlier collections, see the National Teacher and Principal Survey (NTPS) website at: <http://nces.ed.gov/surveys/ntps>

Additional data collected by the National Center for Education Statistics (NCES) on a variety of topics in elementary, secondary, postsecondary, and international education are available from NCES' website at: <http://nces.ed.gov>

For additional data collected by various Federal agencies, including the Department of Education, visit the Federal Statistics clearinghouse at: <http://www.fedstats.sites.usa.gov>

TEACHER FOLLOW-UP SURVEY 2012-2013 SCHOOL YEAR



(Please correct any errors in name, address, and ZIP Code.)

TEACHER STATUS FORM for PUBLIC AND PRIVATE SCHOOLS

NOTICE

Please return this form within 2 weeks in the enclosed envelope.

This is a voluntary survey and all personally identifiable characteristics may be used only for statistical purposes and may not be disclosed, or used, in identifiable form for any other purpose, except as required by law [*Education Sciences Reform Act of 2002 (ESRA 2002), 20 U.S.C. § 9573*].

Please place your completed questionnaire in the enclosed pre-addressed, postage-paid envelope or mail it to:

U.S. Census Bureau
Attn: DCB/PCSPU, Building 60A
1201 E. 10th Street
Jeffersonville, IN 47132-0001

Thank you very much for your participation in this survey. If you have ANY questions, please contact us, toll-free, at: 1-866-208-7437 or by e-mail at: dsd.education.surveys@census.gov.

To learn more about this survey and to access reports from earlier collections, see the Schools and Staffing Survey (SASS) website at: <http://www.nces.ed.gov/surveys/sass>


Additional data collected by the National Center for Education Statistics (NCES) on a variety of topics in elementary, secondary, postsecondary, and international education are available from the NCES website at: <http://www.nces.ed.gov>

For additional data collected by various Federal agencies, including the Department of Education, visit the Federal Statistics clearinghouse at: <http://www.fedstats.gov>

TEACHER FOLLOW-UP SURVEY

QUESTIONNAIRE FOR FORMER TEACHERS

2012-13 SCHOOL YEAR



(Please correct any errors in name, address, and ZIP Code.)

THIS SURVEY HAS BEEN ENDORSED BY MANY ORGANIZATIONS. THE NAMES OF THESE ORGANIZATIONS ARE SHOWN ON THE NEXT PAGE.



This survey is authorized by the Education Sciences Reform Act of 2002, 20 U.S. Code § 9541(b) and § 9543(a). The results will only be produced as statistical summaries.

V**BACKGROUND INFORMATION****34. Which category represents the total combined BEFORE-TAX income of ALL FAMILY MEMBERS in your household during 2012?**

Include your own income.

Include money from jobs, net business or farm income, pensions, dividends, interest, rent, Social Security payments, and any other income received by family members in your household.

Mark (X) only one box.

- 1525 1 Less than \$35,000
 2 \$35,000 – \$49,999
 3 \$50,000 – \$74,999
 4 \$75,000 – \$99,999
 5 \$100,000 – \$149,999
 6 \$150,000 or more

35. Do you own or rent your primary residence?

Mark (X) only one box.

- 1526 1 Own
 2 Rent
 3 Other living arrangement – Please specify

5526

36. What is your current marital status?

Mark (X) only one box.

- 1527 1 Married
 2 Widowed
 3 Separated
 4 Divorced
 5 Never married
 6 Living with a partner in a marriage-like relationship

37. Including yourself, how many family members were living in your household or were financially dependent on you (or your spouse) during 2012?

1528 Family members

38. How many family members counted in the previous item were 4 years of age or younger?

If none, please mark (X) the box.

1529 0 None or Family members 4 years of age or younger

Dear Teacher:

You have been selected to be part of the Teacher Follow-up Survey because you completed the 2011–12 Schools and Staffing Survey. Your participation is important. Below are answers to some general questions.

What is the purpose of this survey?

The purpose of this survey is to obtain information about current teachers' main assignment field, experiences, and satisfaction, and about former teachers' current employment and reasons for leaving the teaching profession.

Who is conducting this survey?

The U.S. Census Bureau is conducting this survey for the National Center for Education Statistics (NCES) of the U.S. Department of Education. This survey is authorized by the Education Sciences Reform Act of 2002, 20 U.S. Code § 9541(b) and § 9543(a).

Why should you participate in this survey?

Policymakers and educational leaders rely on data from this survey to inform their decisions concerning K–12 schools. Because it is a sample survey, your responses represent the responses of many. Higher response rates give us confidence that the findings are accurate.

Will your responses be kept confidential?

Your responses are protected from disclosure by federal statute (20 U.S.C., § 9573). All responses that relate to or describe identifiable characteristics of individuals may be used only for statistical purposes and may not be disclosed, or used, in identifiable form for any other purpose, unless otherwise compelled by law.

How will your information be reported?

The information you provide will be combined with the information provided by others in statistical reports. No individually-identifiable data will be included in the statistical reports.

Where should you mail your completed questionnaire?

Please return your completed questionnaire in the enclosed pre-addressed, postage-paid envelope or mail it to:

U.S. Census Bureau
 Attn: DCB/PCSPU, Building 60A
 1201 E. 10th Street
 Jeffersonville, IN 47132-0001

We hope you will participate in this voluntary effort.

Sincerely,



Jack Buckley
 Commissioner for Education Statistics
 National Center for Education Statistics

Paperwork Burden Statement

According to the Paperwork Reduction Act of 1995, no persons are required to respond to a collection of information unless it displays a valid OMB control number. The valid OMB control number for this voluntary information collection is 1850-0598. The time required to complete this information collection is estimated to average 19 minutes per response, including the time to review instructions, search existing data sources, gather the data needed, and complete and review the information collection. If you have any comments concerning the accuracy of the time estimate or suggestions for improving this collection, please write to: U.S. Department of Education, Washington, DC 20202-4537. If you have comments or concerns about the contents or the status of your individual submission of this questionnaire, e-mail: dse.education.surveys@census.gov, or write directly to: Teacher Follow-up Survey, National Center for Education Statistics, 1990 K Street, N.W., #9026, Washington, DC 20006.

INSTRUCTIONS

Please print all information clearly in ordinary characters, using a **blue or black ballpoint pen.**

Correct marking example –
(Use care to keep characters in their designated spaces.)

E N G L I S H

- 1 Yes
2 No

Incorrect marking example –

e n g l i s h

- 1 Yes or 1 Yes
2 No or 2 No

- a. If you are the individual named on the cover page label, please complete the questionnaire.
- b. Please do not write any comments near the answer spaces.
- c. If you are unsure about how to answer a question, please give the best answer you can rather than leaving it blank.
- d. If you have any questions, please call us, toll-free, at 1-866-208-7437 or contact us by e-mail at dsd.education.surveys@census.gov. Someone will be available to take your call 7 days a week, between 8:00 a.m. and 12:00 midnight (Eastern Time). At any other time, please leave a message and someone will return your call as soon as possible.

Please correct any errors in name, address, and ZIP Code.

Teacher name

First name

9000

Middle name

9001

Last name

Suffix

9002 9003

Street address

9004

City

9005

State

ZIP Code + 4

9006 9007

31. At what level would you most like to teach?

☛ Mark (X) only one box.

- 1452 1 Elementary (including kindergarten)
2 Junior high/Middle school
3 Senior high

32. Indicate how important each factor would be in influencing your decision to return to the position of a K-12 teacher.

☛ Mark (X) one box on each line.

		Not at all important	Slightly important	Somewhat important	Very important	Extremely important
a. Ability to maintain your teacher retirement benefits	1455	1 <input type="checkbox"/>	2 <input type="checkbox"/>	<input type="checkbox"/>	4 <input type="checkbox"/>	5 <input type="checkbox"/>
b. State certification reciprocity (a state's acceptance of teacher certifications from other states)	1456	1 <input type="checkbox"/>	2 ₃ <input type="checkbox"/>	<input type="checkbox"/>	4 <input type="checkbox"/>	5 <input type="checkbox"/>
c. An easier and less costly way to renew/earn certification	1457	1 <input type="checkbox"/>	2 ₃ <input type="checkbox"/>	<input type="checkbox"/>	4 <input type="checkbox"/>	5 <input type="checkbox"/>
d. Smaller class sizes or smaller student load	1458	1 <input type="checkbox"/>	2 <input type="checkbox"/>	<input type="checkbox"/>	4 <input type="checkbox"/>	5 <input type="checkbox"/>
e. Availability of full-time teaching positions	1459	1 <input type="checkbox"/>	2 ₃ <input type="checkbox"/>	<input type="checkbox"/>	4 <input type="checkbox"/>	5 <input type="checkbox"/>
f. Availability of part-time teaching positions	1460	1 <input type="checkbox"/>	2 ₃ <input type="checkbox"/>	<input type="checkbox"/>	4 <input type="checkbox"/>	5 <input type="checkbox"/>
g. Forgiveness of your student loans	1461	1 <input type="checkbox"/>	2 ₃ <input type="checkbox"/>	<input type="checkbox"/>	4 <input type="checkbox"/>	5 <input type="checkbox"/>
h. Housing incentives (e.g., subsidies, rent assistance, low interest loans, relocation assistance)	1462	1 <input type="checkbox"/>	2 ₃ <input type="checkbox"/>	<input type="checkbox"/>	4 <input type="checkbox"/>	5 <input type="checkbox"/>
i. An increase in salary	1463	1 <input type="checkbox"/>	2 ₃ <input type="checkbox"/>	<input type="checkbox"/>	4 <input type="checkbox"/>	5 <input type="checkbox"/>
j. Availability of suitable childcare options	1464	1 <input type="checkbox"/>	2 ₃ <input type="checkbox"/>	<input type="checkbox"/>	4 <input type="checkbox"/>	5 <input type="checkbox"/>

33. Would any factors other than the ones listed above influence your decision to return to the position of a K-12 teacher?

1465 1 Yes → If "Yes," What factors?

☛ Please list up to two factors.

5466 1.

5467 2.

2 No

IV EDUCATION ACTIVITIES AND FUTURE PLANS

28a. Have you enrolled in college or university courses since the end of last school year?

🍎 Mark (X) only one box.

- 1400
- 1 Yes
- 2 No → GO TO item 29 below.

b. Which of the following best describes your enrollment in these courses?

🍎 Mark (X) only one box.

- 1401
- 1 Individual courses (not part of a program leading to a degree or certificate)
- 2 Vocational certificate program
- 3 Associate's degree granting program
- 4 Bachelor's degree granting program
- 5 Master's degree granting program
- 6 Education specialist or professional diploma program (at least one year beyond Master's level)
- 7 Certificate of Advanced Graduate Studies program
- 8 Doctorate or professional degree granting program (Ph.D., Ed.D., M.D., J.D., D.D.S.)

c. Which of the following best describes the reason you enrolled in these courses?

🍎 Mark (X) only one box.

- 1402
- 1 To obtain or for use in a K–12 TEACHING POSITION
- 2 To obtain or for use in a position in the FIELD OF EDUCATION but NOT AS A K–12 TEACHER → GO TO item 29 below.
- 3 To obtain or for use in a position OUTSIDE THE FIELD OF EDUCATION → GO TO item 29 below.
- 4 For reasons unrelated to obtaining or using in a job (e.g., personal fulfillment) → GO TO item 29 below.

d. Were these courses needed to obtain, renew, or maintain teaching certification?

- 1403
- 1 Yes
- 2 No

29. Would you consider returning to the position of a K–12 teacher?

- 1450
- 1 Yes
- 2 No → GO TO item 34 on page 18.

30. How soon might you return to the position of a K–12 teacher?

🍎 Mark (X) only one box.

- 1451
- 1 Later this school year (2012–13)
- 2 Next school year (2013–14)
- 3 After the 2013–14 school year, but before the 2017–18 school year
- 4 During the 2017–18 school year or later
- 5 Undecided

I EMPLOYMENT STATUS

1a. Do you CURRENTLY TEACH any regularly scheduled class(es) in any of grades pre-K–12?

(Regularly scheduled classes are those taught at least once per week for a full term.)

🍎 If you teach a particular specialty either within or outside of a regular classroom (e.g., you are a special education teacher, an English as a Second Language teacher, or a reading specialist teaching reading), please answer "yes."

🍎 If you work in some other capacity at the school (e.g., principal, library media specialist/librarian, or school counselor) and occasionally teach a single lesson or unit of instruction, please answer "no."

- 1010
- 1 Yes → GO TO item 1c below.
- 2 No

b. Are you currently on: maternity or paternity leave, disability leave, or sabbatical from teaching?

- 1600
- 1 Yes } GO TO item 3 on page 6.
- 2 No }

c. How do you classify your position at your CURRENT school, that is, the activity at which you spend most of your time during this school year?

🍎 Mark (X) only one box.

- 1011
- 1 Regular teacher (full-time or part-time)
- 2 Itinerant teacher (i.e., your assignment requires you to provide instruction at more than one school)
- 3 Long-term substitute (i.e., your assignment requires that you fill the role of a regular teacher on a long-term basis, but you are still considered a substitute)
- 4 Administrator (e.g., principal, assistant principal, director, school head)
- 5 Library media specialist or librarian
- 6 Other professional staff (e.g., counselor, curriculum coordinator, social worker)
- 7 Support staff (e.g., secretary)
- 8 Short-term substitute
- 9 Student teacher
- 10 Teacher aide

d. Which box did you mark in item 1c above?

- 1601
- 1 Box 1, 2, 3, 4, 5, 6, or 7 → Please STOP now and return this questionnaire to the Census Bureau. You will be sent another form for teachers who are still teaching.
- 2 Box 8, 9, or 10 → GO TO item 2 on page 6.

YOUR COMMENTS

25. What is your MAIN occupational status?

- 🍏 Your response should correspond to item 3 on page 6.
- 🍏 Mark (X) only one box.

- 1800
- Working for a school or school district in a position in the field of K–12 education, but not as a regular K–12 classroom teacher
 - Working in the field of K–12 education but not in a school/district
 - Working in the field of pre-K or postsecondary education
 - Working outside the field of education, including military service
 - Other than the above → **GO TO item 28a on page 16.**

26. How would you rate your current position relative to teaching in terms of each of the following aspects?

- 🍏 Mark (X) one box on each line.

		Better in teaching	Not better or worse	Better in current position
a. Salary	1801	1 <input type="checkbox"/>	2 <input type="checkbox"/>	<input type="checkbox"/>
b. Benefits (e.g., health insurance, retirement plan)	1802	1 <input type="checkbox"/>	2 <input type="checkbox"/>	<input type="checkbox"/>
c. Opportunities for professional ADVANCEMENT or PROMOTION	1803	1 <input type="checkbox"/>	2 <input type="checkbox"/>	<input type="checkbox"/>
d. Opportunities for professional DEVELOPMENT	1804	1 <input type="checkbox"/>	2 <input type="checkbox"/>	<input type="checkbox"/>
e. Opportunities for learning from colleagues	1805	1 <input type="checkbox"/>	2 <input type="checkbox"/>	<input type="checkbox"/>
f. Social relationships with colleagues	1806	1 <input type="checkbox"/>	2 <input type="checkbox"/>	<input type="checkbox"/>
g. Recognition and support from administrators/managers	1807	1 <input type="checkbox"/>	2 <input type="checkbox"/>	<input type="checkbox"/>
h. Safety of environment	1808	1 <input type="checkbox"/>	2 <input type="checkbox"/>	<input type="checkbox"/>
i. Influence over workplace policies and practices	1809	1 <input type="checkbox"/>	2 <input type="checkbox"/>	<input type="checkbox"/>
j. Autonomy or control over your own work	1810	1 <input type="checkbox"/>	2 <input type="checkbox"/>	<input type="checkbox"/>
k. Professional prestige	1811	1 <input type="checkbox"/>	2 <input type="checkbox"/>	<input type="checkbox"/>
l. Procedures for performance evaluation	1812	1 <input type="checkbox"/>	2 <input type="checkbox"/>	<input type="checkbox"/>
m. Manageability of workload	1813	1 <input type="checkbox"/>	2 <input type="checkbox"/>	<input type="checkbox"/>
n. Ability to balance personal life and work	1814	1 <input type="checkbox"/>	2 <input type="checkbox"/>	<input type="checkbox"/>
o. Availability of resources and materials/equipment for doing your job	1815	1 <input type="checkbox"/>	2 <input type="checkbox"/>	<input type="checkbox"/>
p. General work conditions	1816	1 <input type="checkbox"/>	2 <input type="checkbox"/>	<input type="checkbox"/>
q. Job security	1817	1 <input type="checkbox"/>	2 <input type="checkbox"/>	<input type="checkbox"/>
r. Intellectual challenge	1818	1 <input type="checkbox"/>	2 <input type="checkbox"/>	<input type="checkbox"/>
s. Sense of personal accomplishment	1819	1 <input type="checkbox"/>	2 <input type="checkbox"/>	<input type="checkbox"/>
t. Opportunities to make a difference in the lives of others	1820	1 <input type="checkbox"/>	2 <input type="checkbox"/>	<input type="checkbox"/>

5c. How would you classify yourself in this job?

- 🍏 Mark (X) only one box.

- An employee of a PRIVATE company, non-profit, business, or individual for wages, salary, or commission
- A FEDERAL government employee
- A STATE government employee
- A LOCAL government employee
- SELF-EMPLOYED in your own business, professional practice, or farm
- Working WITHOUT PAY in a family business or farm
- Working WITHOUT PAY in a volunteer job

GO TO item 7 below.

6. Is your current main occupation a –

- 🍏 If you have more than one position, mark (X) the position for which you spend the most time.
- 🍏 Mark (X) only one box.

- Principal/school head
- Assistant principal
- School district administrator
- Librarian/Library technician
- Instructional coordinator
- Academic coach/specialist
- Teacher assistant/aide
- Counselor or school psychologist
- Short-term substitute
- Other occupation – Please specify ↴

5608

7. Are you employed full-time or part-time?

- 🍏 Mark (X) only one box.

- Employed full-time
- Employed part-time

8. What are your estimated annual before-tax earnings at this job?

- 🍏 If you are in the military service, report military earnings here.
- 🍏 Include earnings from commissions, merit pay bonuses, and other bonuses from this job.
- 🍏 If this is a volunteer position with no annual earnings please record 0.
- 🍏 Report earnings in whole dollars.

1611 \$, .00 Per year

9. How long do you plan to remain in your current position?

☛ Mark (X) only one box.

- 1612 1 As long as I am able
 2 Until I am eligible for retirement benefits from this job
 3 Until I am eligible for retirement benefits from a previous job
 4 Until I am eligible for Social Security benefits
 5 Until a specific life event occurs (e.g., parenthood, marriage)
 6 Until a more desirable job opportunity comes along
 7 Definitely plan to leave as soon as I can
 8 Undecided at this time

10. Do you have any other earned income, such as from a second job?

☛ Do not include money from dividends, interest, rent, Social Security payments, and other non-earned income sources.

☛ Do not include earnings from spouses, partners, or other family members.

- 1615 1 Yes →
 2 No

How much?

☛ Record earnings in whole dollars, then GO TO item 11 below.

1616 \$, .00 Per year

11. Are you currently receiving a retirement pension check paid from a teacher retirement system?

- 1520 1 Yes →
 2 No

How much?

☛ Record amount in whole dollars, then GO TO item 12a below.

1521 \$, .00 Per year

12a. Did you receive an incentive to retire from the position of a K-12 teacher at last year's school?

(An incentive is a monetary bonus or reward used to encourage teachers to retire.)

- 1620 1 Yes
 2 No →

GO TO item 13 on page 9.

b. Would you have remained in teaching if you had not received an incentive to retire?

- 1621 1 Yes
 2 No

20. To what extent do you agree or disagree with each of the following statements about the state or district assessment program at LAST YEAR'S SCHOOL?

☛ Mark (X) one box on each line.

		Strongly agree	Somewhat agree	Somewhat disagree	Strongly disagree
a. I did not receive adequate support in preparing my students for the assessments.	1312	1 <input type="checkbox"/>	<input type="checkbox"/>	3 <input type="checkbox"/>	4 <input type="checkbox"/>
b. I believe that my students were capable of performing well on the assessments.	1313	1 <input type="checkbox"/>	<input type="checkbox"/>	3 <input type="checkbox"/>	4 <input type="checkbox"/>
c. The assessment program influenced the curriculum I taught.	1314	1 <input type="checkbox"/>	<input type="checkbox"/>	3 <input type="checkbox"/>	4 <input type="checkbox"/>
d. My students' knowledge and abilities were reflected accurately through their performance on assessments.	1315	1 <input type="checkbox"/>	<input type="checkbox"/>	3 <input type="checkbox"/>	4 <input type="checkbox"/>
e. Overall, I was satisfied with the assessment program.	1316	1 <input type="checkbox"/>	<input type="checkbox"/>	3 <input type="checkbox"/>	4 <input type="checkbox"/>

21. Were you formally evaluated for your work as a teacher last school year (2011-12)?

- 1320 1 Yes
 2 No →

GO TO item 25 on page 14.

22. To what extent do you agree or disagree with each of the following statements about the formal evaluation of your work as a teacher last school year (2011-12)?

☛ Mark (X) one box on each line.

		Strongly agree	Somewhat agree	Somewhat disagree	Strongly disagree
a. My work as a teacher was assessed fairly in the formal evaluation.	1321	1 <input type="checkbox"/>	<input type="checkbox"/>	3 <input type="checkbox"/>	4 <input type="checkbox"/>
b. I received feedback from the formal evaluation that was helpful in the development of my work as a teacher.	1322	1 <input type="checkbox"/>	<input type="checkbox"/>	3 <input type="checkbox"/>	4 <input type="checkbox"/>
c. I was satisfied with the formal evaluation process.	1323	1 <input type="checkbox"/>	<input type="checkbox"/>	3 <input type="checkbox"/>	4 <input type="checkbox"/>

23. Which of the following best describes the evaluation you received for your work as a teacher last school year (2011-12)?

☛ Mark (X) only one box.

- 1324 1 Excellent / Outstanding / Highly effective
 2 Satisfactory / Effective
 3 Unsatisfactory / Not that effective

24. Last year, how effective do you think you were as a teacher?

☛ Mark (X) only one box.

- 1325 1 Excellent / Outstanding / Highly effective
 2 Satisfactory / Effective
 3 Unsatisfactory / Not that effective



YOUR IMPRESSIONS OF TEACHING AND OF YOUR CURRENT JOB

17. Indicate how effectively your principal or school head performed each of the following at LAST YEAR'S SCHOOL.

☛ Mark (X) one box on each line.

		Not at all effectively	Slightly effectively	Somewhat effectively	Very effectively	Extremely effectively
a. Communicated respect for and value of teachers	1300	1 <input type="checkbox"/>	2 <input type="checkbox"/>	<input type="checkbox"/>	4 <input type="checkbox"/>	5 <input type="checkbox"/>
b. Encouraged teachers to change teaching methods if students were not doing well	1301	1 <input type="checkbox"/>	2 ₃ <input type="checkbox"/>	<input type="checkbox"/>	4 <input type="checkbox"/>	5 <input type="checkbox"/>
c. Worked with staff to meet curriculum standards	1302	1 <input type="checkbox"/>	2 ₃ <input type="checkbox"/>	<input type="checkbox"/>	4 <input type="checkbox"/>	5 <input type="checkbox"/>
d. Encouraged professional collaboration among teachers	1303	1 <input type="checkbox"/>	2 ₃ <input type="checkbox"/>	<input type="checkbox"/>	4 <input type="checkbox"/>	5 <input type="checkbox"/>
e. Worked with teaching staff to solve school or department problems	1304	1 <input type="checkbox"/>	2 ₃ <input type="checkbox"/>	<input type="checkbox"/>	4 <input type="checkbox"/>	5 <input type="checkbox"/>
f. Encouraged the teaching staff to use student assessment results in planning curriculum and instruction	1305	1 <input type="checkbox"/>	2 ₃ <input type="checkbox"/>	<input type="checkbox"/>	4 <input type="checkbox"/>	5 <input type="checkbox"/>
g. Worked to develop broad agreement among the teaching staff about the school's mission	1306	1 <input type="checkbox"/>	2 ₃ <input type="checkbox"/>	<input type="checkbox"/>	4 <input type="checkbox"/>	5 <input type="checkbox"/>
h. Facilitated and encouraged professional development activities of teachers	1307	1 <input type="checkbox"/>	2 ₃ <input type="checkbox"/>	<input type="checkbox"/>	4 <input type="checkbox"/>	5 <input type="checkbox"/>

18. LAST SCHOOL YEAR, did you teach in a public school?

- 1310 1 Yes
- 2 No → GO TO item 21 on page 13.

3

19. LAST SCHOOL YEAR, did any of your students participate in a REQUIRED state or district assessment program in a subject that you taught?

- 1311 1 Yes → GO TO item 20 on page 13.
- 2 No → GO TO item 21 on page 13.



INFORMATION ON LEAVING THE TEACHING PROFESSION

13. Did you leave your K-12 teaching position involuntarily (e.g., contract not renewed, laid off, school closed or merged)?

- 1700 1 Yes
- 2 No → GO TO item 15 below.

14. Which of the following best describes why you involuntarily left your K-12 teaching position?

☛ Mark (X) only one box.

- 1701 1 Budget cuts or budget shortfalls
- 2 Reduced pupil enrollment
- 3 School and/or district merger or school closed
- 4 I did not meet Highly Qualified Teacher (HQT) requirements
(Generally, to be Highly Qualified, teachers must 1) have a bachelor's degree; 2) hold full state certification or licensure, including an "alternative certification"; and 3) demonstrate competency in the subject area(s) they teach. The HQT requirement is a provision under No Child Left Behind [NCLB].)
- 5 I have not taken or could not pass the test(s) required by my school or district
- 6 My contract was not renewed for other reason(s) – Please specify ↘

5701

GO TO item 17 on page 12.

15. Indicate the level of importance EACH of the following played in your decision to leave the position of a K-12 teacher.

☛ Mark (X) one box on each line.

I left the position of a K-12 teacher –

Personal Life Factors

a. Because I wanted to take a job more conveniently located OR because I moved.

	Not at all important	Slightly important	Somewhat important	Very important	Extremely important
1702	1 <input type="checkbox"/>	2 <input type="checkbox"/>	<input type="checkbox"/>	4 <input type="checkbox"/>	5 <input type="checkbox"/>

b. Because of other personal life reasons (e.g., health, pregnancy/childcare, caring for family).

1703	1 <input type="checkbox"/>	2 ₃ <input type="checkbox"/>	<input type="checkbox"/>	4 <input type="checkbox"/>	5 <input type="checkbox"/>
------	----------------------------	---	--------------------------	----------------------------	----------------------------

c. Because I decided to retire or receive retirement benefits from last year's school system.

1704	1 <input type="checkbox"/>	2 ₃ <input type="checkbox"/>	<input type="checkbox"/>	4 <input type="checkbox"/>	5 <input type="checkbox"/>
------	----------------------------	---	--------------------------	----------------------------	----------------------------

Salary and Other Job Benefits

d. Because I wanted or needed a higher salary.

	Not at all important	Slightly important	Somewhat important	Very important	Extremely important
1705	1 <input type="checkbox"/>	2 <input type="checkbox"/>	<input type="checkbox"/>	4 <input type="checkbox"/>	5 <input type="checkbox"/>

e. Because I needed better benefits than I received at last year's school.

1706	1 <input type="checkbox"/>	2 <input type="checkbox"/>	<input type="checkbox"/>	4 <input type="checkbox"/>	5 <input type="checkbox"/>
------	----------------------------	----------------------------	--------------------------	----------------------------	----------------------------

f. Because I was concerned about my job security at last year's school.

1707	1 <input type="checkbox"/>	2 ₃ <input type="checkbox"/>	<input type="checkbox"/>	4 <input type="checkbox"/>	5 <input type="checkbox"/>
------	----------------------------	---	--------------------------	----------------------------	----------------------------

3

15. Continued – Indicate the level of importance EACH of the following played in your decision to leave the position of a K–12 teacher.

☛ Mark (X) one box on each line.

**I left the position of a K–12 teacher –
Career Factors**

	Not at all important	Slightly important	Somewhat important	Very important	Extremely important
g. Because I decided to pursue a position other than that of a K–12 teacher. 1708	1 <input type="checkbox"/>	2 <input type="checkbox"/>	<input type="checkbox"/>	4 <input type="checkbox"/>	5 <input type="checkbox"/>
h. Because I decided to take courses to improve career opportunities WITHIN the field of education. 1709	1 <input type="checkbox"/>	2 ₃ <input type="checkbox"/>	<input type="checkbox"/>	4 <input type="checkbox"/>	5 <input type="checkbox"/>
i. Because I decided to take courses to improve career opportunities OUTSIDE the field of education. 1710	1 <input type="checkbox"/>	2 ₃ <input type="checkbox"/>	<input type="checkbox"/>	4 <input type="checkbox"/>	5 <input type="checkbox"/>
j. Because I was dissatisfied with teaching as a career. 1711	1 <input type="checkbox"/>	2 ₃ <input type="checkbox"/>	<input type="checkbox"/>	4 <input type="checkbox"/>	5 <input type="checkbox"/>
k. Because there were not enough opportunities for leadership roles or professional advancement at last year's school. 1712	1 <input type="checkbox"/>	2 ₃ <input type="checkbox"/>	<input type="checkbox"/>	4 <input type="checkbox"/>	5 <input type="checkbox"/>
Assignment and Classroom Factors					
l. Because I was dissatisfied with my job description or assignment (e.g., responsibilities, grade level, or subject area). 1713	1 <input type="checkbox"/>	2 <input type="checkbox"/>	<input type="checkbox"/>	4 <input type="checkbox"/>	5 <input type="checkbox"/>
m. Because I did not have enough autonomy over my classroom at last year's school. 1714	1 <input type="checkbox"/>	2 ₃ <input type="checkbox"/>	<input type="checkbox"/>	4 <input type="checkbox"/>	5 <input type="checkbox"/>
n. Because I was dissatisfied with the large number of students I taught at last year's school. 1715	1 <input type="checkbox"/>	2 ₃ <input type="checkbox"/>	<input type="checkbox"/>	4 <input type="checkbox"/>	5 <input type="checkbox"/>
o. Because I felt that there were too many intrusions on my teaching time at last year's school. 1716	1 <input type="checkbox"/>	2 ₃ <input type="checkbox"/>	<input type="checkbox"/>	4 <input type="checkbox"/>	5 <input type="checkbox"/>
School Factors					
p. Because I was dissatisfied with workplace conditions (e.g., facilities, classroom resources, school safety) at last year's school. 1717	1 <input type="checkbox"/>	2 <input type="checkbox"/>	<input type="checkbox"/>	4 <input type="checkbox"/>	5 <input type="checkbox"/>
q. Because student discipline problems were an issue at last year's school. 1718	1 <input type="checkbox"/>	2 ₃ <input type="checkbox"/>	<input type="checkbox"/>	4 <input type="checkbox"/>	5 <input type="checkbox"/>
r. Because I was dissatisfied with the administration at last year's school. 1719	1 <input type="checkbox"/>	2 ₃ <input type="checkbox"/>	<input type="checkbox"/>	4 <input type="checkbox"/>	5 <input type="checkbox"/>
s. Because I was dissatisfied with the lack of influence I had over school policies and practices at last year's school. 1720	1 <input type="checkbox"/>	2 ₃ <input type="checkbox"/>	<input type="checkbox"/>	4 <input type="checkbox"/>	5 <input type="checkbox"/>

15. Continued – Indicate the level of importance EACH of the following played in your decision to leave the position of a K–12 teacher.

☛ Mark (X) one box on each line.

**I left the position of a K–12 teacher –
Student Performance Factors**

	Not at all important	Slightly important	Somewhat important	Very important	Extremely important
t. Because I was dissatisfied with how student assessments and school accountability measures impacted my teaching or curriculum at last year's school. 1721	1 <input type="checkbox"/>	2 <input type="checkbox"/>	<input type="checkbox"/>	4 <input type="checkbox"/>	5 <input type="checkbox"/>
u. Because I was dissatisfied with how some of my compensation, benefits, or rewards were tied to the performance of my students at last year's school. 1722	1 <input type="checkbox"/>	2 <input type="checkbox"/>	<input type="checkbox"/>	4 <input type="checkbox"/>	5 <input type="checkbox"/>
v. Because I was dissatisfied with the support I received for preparing my students for student assessments at last year's school. 1723	1 <input type="checkbox"/>	2 <input type="checkbox"/>	<input type="checkbox"/>	4 <input type="checkbox"/>	5 <input type="checkbox"/>
Other Factors					
w. Because of other factors not included in previous items a–v – Please specify 1724	1 <input type="checkbox"/>	2 <input type="checkbox"/>	<input type="checkbox"/>	4 <input type="checkbox"/>	5 <input type="checkbox"/>
5724		3			

16. From the reasons listed in item 15, which do you consider the one most important reason in your decision to leave the position of a K–12 teacher?

☛ Enter the letter from item 15 on pages 9-11.

5725 Most important

YOUR COMMENTS

Please place your completed questionnaire in the enclosed pre-addressed, postage-paid envelope or mail it to:

U.S. Census Bureau
Attn: DCB/PCSPU Building 60A
1201 E. 10th Street
Jeffersonville, IN 47132-0001

Thank you very much for your participation in this survey. If you have ANY questions, please contact us, toll-free, at: 1-866-208-7437 or by e-mail at: dsd.education.surveys@census.gov.

To learn more about this survey and to access reports from earlier collections, see the Schools and Staffing Survey (SASS) website at: <http://www.nces.ed.gov/surveys/sass>

Additional data collected by the National Center for Education Statistics (NCES) on a variety of topics in elementary, secondary, postsecondary, and international education are available from NCES' website at: <http://www.nces.ed.gov>

For additional data collected by various Federal agencies, including the Department of Education, visit the Federal Statistics clearinghouse at: <http://www.fedstats.gov>

TEACHER FOLLOW-UP SURVEY

QUESTIONNAIRE FOR CURRENT TEACHERS

2012-13 SCHOOL YEAR



(Please correct any errors in name, address, and ZIP Code.)

THIS SURVEY HAS BEEN ENDORSED BY MANY ORGANIZATIONS. THE NAMES OF THESE ORGANIZATIONS ARE SHOWN ON THE NEXT PAGE.



This survey is authorized by the Education Sciences Reform Act of 2002, 20 U.S. Code § 9541(b) and § 9543(a). The results will only be produced as statistical summaries.


44. Which category represents the total combined BEFORE-TAX income of ALL FAMILY MEMBERS in your household during 2012?

- ☛ Include your own income.
- ☛ Include money from jobs, net business or farm income, pensions, dividends, interest, rent, Social Security payments, and any other income received by family members in your household.
- ☛ Mark (X) only one box.

- 1525
- 1 Less than \$35,000
 - 2 \$35,000 – \$49,999
 - 3 \$50,000 – \$74,999
 - 4 \$75,000 – \$99,999
 - 5 \$100,000 – \$149,999
 - 6 \$150,000 or more

45. Do you own or rent your primary residence?

- ☛ Mark (X) only one box.

- 1526
- 1 Own
 - 2 Rent
 - 3 Other living arrangement – Please specify 

5526

46. What is your current marital status?

- ☛ Mark (X) only one box.

- 1527
- 1 Married
 - 2 Widowed
 - 3 Separated
 - 4 Divorced
 - 5 Never married
 - 6 Living with a partner in a marriage-like relationship

47. Including yourself, how many family members were living in your household or were financially dependent on you (or your spouse) during 2012?

1528 Family members

48. How many family members counted in the previous item were 4 years of age or younger?

- ☛ If none, please mark (X) the box.

1529 0 None **or** Family members 4 years of age or younger

Dear Teacher:

You have been selected to be part of the Teacher Follow-up Survey because you completed the 2011–12 Schools and Staffing Survey. Your participation is important. Below are answers to some general questions.

What is the purpose of this survey?

The purpose of this survey is to obtain information about current teachers' main assignment field, experiences, and satisfaction, and about former teachers' current employment and reasons for leaving the teaching profession.

Who is conducting this survey?

The U.S. Census Bureau is conducting this survey for the National Center for Education Statistics (NCES) of the U.S. Department of Education. This survey is authorized by the Education Sciences Reform Act of 2002, 20 U.S. Code § 9541(b) and § 9543(a).

Why should you participate in this survey?

Policymakers and educational leaders rely on data from this survey to inform their decisions concerning K–12 schools. Because it is a sample survey, your responses represent the responses of many. Higher response rates give us confidence that the findings are accurate.

Will your responses be kept confidential?

Your responses are protected from disclosure by federal statute (20 U.S.C., § 9573). All responses that relate to or describe identifiable characteristics of individuals may be used only for statistical purposes and may not be disclosed, or used, in identifiable form for any other purpose, unless otherwise compelled by law.

How will your information be reported?

The information you provide will be combined with the information provided by others in statistical reports. No individually-identifiable data will be included in the statistical reports.


Where should you mail your completed questionnaire?

Please return your completed questionnaire in the enclosed pre-addressed, postage-paid envelope or mail it to:

U.S. Census Bureau
Attn: DCB/PCSPU, Building 60A
1201 E. 10th Street
Jeffersonville, IN 47132-0001

We hope you will participate in this voluntary effort.

Sincerely,



Jack Buckley
Commissioner for Education Statistics
National Center for Education Statistics

Paperwork Burden Statement

According to the Paperwork Reduction Act of 1995, no persons are required to respond to a collection of information unless it displays a valid OMB control number. The valid OMB control number for this voluntary information collection is 1850-0598. The time required to complete this information collection is estimated to average 22 minutes per response, including the time to review instructions, search existing data sources, gather the data needed, and complete and review the information collection. If you have any comments concerning the accuracy of the time estimate or suggestions for improving this collection, please write to: U.S. Department of Education, Washington, DC 20202-4537. If you have comments or concerns about the contents or the status of your individual submission of this questionnaire, e-mail: dsd.education.surveys@census.gov, or write directly to: Teacher Follow-up Survey, National Center for Education Statistics, 1990 K Street, N.W., #9026, Washington, DC 20006.

INSTRUCTIONS

Please print all information clearly in ordinary characters, using a **blue or black ballpoint pen**.

Correct marking example –
(Use care to keep characters in their designated spaces.)

E N G L I S H

- 1 Yes
2 No

Incorrect marking example –

e n g l i s h

- 1 Yes or 1 Yes
2 No 2 No

- a. If you are the teacher named on the cover page label, please complete the questionnaire.
- b. Please do not write any comments near the answer spaces.
- c. If you are unsure about how to answer a question, please give the best answer you can rather than leaving it blank.
- d. If you have any questions, please call us, toll-free, at 1-866-208-7437 or contact us by e-mail at dsd.education.surveys@census.gov. Someone will be available to take your call 7 days a week, between 8:00 a.m. and 12:00 midnight (Eastern Time). At any other time, please leave a message and someone will return your call as soon as possible.

Please correct any errors in name, address, and ZIP Code.

Teacher name

First name

9000

Middle name

9001

Last name

9002

Suffix

9003

Street address

9004

City

9005

State

9006

ZIP Code + 4

9007 -

40. DURING THE CURRENT SCHOOL YEAR, do you, or will you, earn any additional compensation from this school system based on your students' performance (e.g., through a merit pay or pay-for-performance agreement)?

- 1509 1 Yes →
2 No

How much?
Record amount in whole dollars, then GO TO item 41 below.
1510 \$, .00 Per year

41. DURING THE CURRENT SCHOOL YEAR, have you earned income from any OTHER sources from your current school system, such as a state supplement, etc.?

- 1511 1 Yes →
2 No

How much?
Record amount in whole dollars, then GO TO item 42a below.
1512 \$, .00 Per year

42a. DURING THE CURRENT SCHOOL YEAR, do you, or will you, earn additional compensation from working in any job OUTSIDE your current school system?

- 1513 1 Yes →
2 No →

How much?
Record amount in whole dollars, then GO TO item 42b below.
1514 \$, .00 Per year

GO TO item 43 below.

b. Which of these best describes this job OUTSIDE your current school system?

Mark (X) only one box.

- 1515 1 Teaching or tutoring
2 Non-teaching, but related to teaching field
3 Other

43. DURING THE CURRENT SCHOOL YEAR, do you, or will you, receive a retirement pension check paid from a teacher retirement system?

- 1520 1 Yes →
2 No

How much?
Record amount in whole dollars, then GO TO item 44 on page 26.
1521 \$, .00

V GENERAL EMPLOYMENT AND BACKGROUND INFORMATION

The following questions refer to your BEFORE-TAX earnings from teaching and other employment.

37. DURING THE SUMMER OF 2012, did you have any earnings from –

a. Teaching summer school in your current or any other school?

1500 1 Yes → **How much?**
 2 No → **Record amount in whole dollars, then GO TO item 37b below.**

1501 \$, .00 Per year

b. Working in a non-teaching job in your current or any other school?

1502 1 Yes → **How much?**
 2 No → **Record amount in whole dollars, then GO TO item 37c below.**

1503 \$, .00 Per year

c. Working in any NONSCHOOL job?

1504 1 Yes → **How much?**
 2 No → **Record amount in whole dollars, then GO TO item 38 below.**

1505 \$, .00 Per year

38. DURING THE CURRENT SCHOOL YEAR, what is your base teaching salary for the entire school year?

Record amount in whole dollars.

1506 \$, .00 For the entire school year

39. DURING THE CURRENT SCHOOL YEAR, do you, or will you, earn any additional compensation from your current school system for extracurricular or additional activities such as coaching, student activity sponsorship, mentoring teachers, or teaching evening classes?

1507 1 Yes → **How much?**
 2 No → **Record amount in whole dollars, then GO TO item 40 on page 25.**

1508 \$, .00 Per year

I CERTIFICATION AND ASSIGNMENTS AT YOUR CURRENT SCHOOL

1a. Do you CURRENTLY TEACH any regularly scheduled class(es) in any of grades pre-K–12?

(Regularly scheduled classes are those taught at least once per week for a full term.)

If you teach a particular specialty either within or outside of a regular classroom (e.g., you are a special education teacher, an English as a Second Language teacher, or a reading specialist teaching reading), please answer “yes.”

If you work in some other capacity at the school (e.g., principal, library media specialist/librarian, or school counselor) and occasionally teach a single lesson or unit of instruction, please answer “no.”

1010 1 Yes
 2 No → **Please STOP now and return this questionnaire to the U.S. Census Bureau. You will be sent a different form to complete.**

b. How do you classify your position at your CURRENT school, that is, the activity at which you spend most of your time during this school year?

Mark (X) only one box.

1011 1 Regular teacher (full-time or part-time)
 2 Itinerant teacher (i.e., your assignment requires you to provide instruction at more than one school)
 3 Long-term substitute (i.e., your assignment requires that you fill the role of a regular teacher on a long-term basis, but you are still considered a substitute)
 4 Administrator (e.g., principal, assistant principal, director, school head)
 5 Library media specialist or librarian
 6 Other professional staff (e.g., counselor, curriculum coordinator, social worker)
 7 Support staff (e.g., secretary)
 8 Short-term substitute
 9 Student teacher
 10 Teacher aide

Please STOP now and return this questionnaire to the U.S. Census Bureau. You will be sent a different form to complete.

2. Are you teaching full-time or part-time?

Mark (X) only one box.

1012 1 Teaching full-time → **GO TO item 4 on page 6.**
 2 Teaching part-time → **GO TO item 3a on page 6.**

3a. Do you have another school position, other than your main position indicated in question 1b?

- 1013
- 1 Yes
- 2 No → **GO TO item 4 below.**

b. Which of the following best describes your OTHER assignment at your current school?

☛ Mark (X) only one box.

- 1014
- 1 Regular teacher
- 2 Itinerant teacher (i.e., your assignment requires you to provide instruction at more than one school)
- 3 Long-term substitute (i.e., your assignment requires that you fill the role of a regular teacher on a long-term basis, but you are still considered a substitute)
- 4 Administrator (e.g., principal, assistant principal, director, school head)
- 5 Library media specialist or librarian
- 6 Other professional staff (e.g., counselor, curriculum coordinator, social worker)
- 7 Support staff (e.g., secretary)
- 8 Other – Please specify ↴

5014

4. This school year, what is your MAIN teaching assignment field at your current school?

(Your main assignment is the field in which you teach the most classes.)

☛ Record one of the teaching assignment and subject matter codes from Table 1 on page 7.

Code Main assignment

1015 5015

YOUR COMMENTS

35. How long do you plan to remain in the position of a pre-K-12 teacher?

☛ Mark (X) only one box.

- 1410
- 1 As long as I am able
- 2 Until I am eligible for retirement benefits from this job
- 3 Until I am eligible for retirement benefits from a previous job
- 4 Until I am eligible for Social Security benefits
- 5 Until a specific life event occurs (e.g., parenthood, marriage)
- 6 Until a more desirable job opportunity comes along
- 7 Definitely plan to leave as soon as I can
- 8 Undecided at this time

36. In the last 12 months, have you applied for a job in an attempt to leave the position of a pre-K-12 teacher?

☛ Answer "no" if you have only applied for summer jobs or other positions to supplement your income from teaching.

☛ Answer "yes" if you have applied for non-teaching positions in the field of education (e.g., administrator) or a position outside the field of education.

- 1411
- 1 Yes
- 2 No

YOUR COMMENTS

IV EDUCATION ACTIVITIES AND FUTURE PLANS

34a. Have you enrolled in college or university courses since the end of last school year?

- 1400
- 1 Yes
- 2 No → **GO TO item 35 on page 23.**

b. Which of the following best describes your enrollment in these courses?

☛ Mark (X) only one box.

- 1401
- 1 Individual courses (not part of a program leading to a degree or certificate)
- 2 Vocational certificate program
- 3 Associate's degree granting program
- 4 Bachelor's degree granting program
- 5 Master's degree granting program
- 6 Education specialist or professional diploma program (at least one year beyond Master's level)
- 7 Certificate of Advanced Graduate Studies program
- 8 Doctorate or professional degree granting program (Ph.D., Ed.D., M.D., J.D., D.D.S.)

c. Which of the following best describes the reason you enrolled in these courses?

☛ Mark (X) only one box.

- 1402
- 1 To obtain or for use in a K–12 TEACHING POSITION
- 2 To obtain or for use in a position in the FIELD OF EDUCATION but NOT AS A K–12 TEACHER → **GO TO item 35 on page 23.**
- 3 To obtain or for use in a position OUTSIDE THE FIELD OF EDUCATION → **GO TO item 35 on page 23.**
- 4 For reasons unrelated to obtaining or using in a job (e.g., personal fulfillment) → **GO TO item 35 on page 23.**

d. Were these courses needed to obtain, renew, or maintain teaching certification?

- 1403
- 1 Yes
- 2 No

Table 1. Teaching Assignment Codes for question 4

General Education

Elementary Education

- 101 Early childhood or pre-K, general
102 Elementary grades, general

Special Education

- 110 Special education, any

Subject-matter Specific

Arts and Music

- 141 Art or arts and crafts
143 Dance
144 Drama or theater
145 Music

English and Language Arts

- 151 Communications
152 Composition
153 English
154 Journalism
155 Language arts
158 Reading
159 Speech

English as a Second Language (ESL)

- 160 ESL or bilingual education: General
161 ESL or bilingual education: Spanish
162 ESL or bilingual education: Other languages

Foreign Languages

- 171 French
172 German
173 Latin
174 Spanish
175 Other foreign language

Health Education

- 181 Health education
182 Physical education

Mathematics and Computer Science

- 191 Algebra I
192 Algebra II
193 Algebra III
194 Basic and general mathematics
195 Business and applied math
196 Calculus and pre-calculus
197 Computer science
198 Geometry
199 Pre-algebra
200 Statistics and probability
201 Trigonometry

Natural Sciences

- 210 Science, general
211 Biology or life sciences
212 Chemistry
213 Earth sciences
214 Engineering
215 Integrated science
216 Physical sciences
217 Physics

Social Sciences

- 220 Social studies, general
221 Anthropology
225 Economics
226 Geography
227 Government or civics
228 History
231 Native American studies
233 Psychology
234 Sociology

Career or Technical Education

- 241 Agriculture and natural resources
242 Business management
243 Business support
244 Marketing and distribution
245 Healthcare occupations
246 Construction trades, engineering, or science technologies (including CADD and drafting)
247 Mechanics and repair
249 Manufacturing or precision production (electronics, metalwork, textiles, etc.)
250 Communications and related technologies (including design, graphics, or printing; not including computer science)
253 Personal and public services (including culinary arts, cosmetology, child care, social work, protective services, custodial services, and interior design)
254 Family and consumer sciences education
255 Industrial arts or technology education
256 Other career or technical education

Miscellaneous

- 262 Driver education
264 Library or information science
265 Military science or ROTC
266 Philosophy
267 Religious studies, theology, or divinity

Other

- 268 Other

5. Which of the following best describes the teaching certificate you currently hold that certifies you to teach in THIS state?

☛ Mark (X) only one box.

- 1020 1 Regular or standard state certificate or advanced professional certificate
- 2 Certificate issued after satisfying all requirements except the completion of a probationary period
- 3 Certificate that requires some additional coursework, student teaching, or passage of a test before regular certification can be obtained
- 4 Certificate issued to persons who must complete a certification program in order to continue teaching
- 5 I do not hold any of the above certifications in THIS state

6. Do you currently teach students in any of these grades at THIS school?

☛ Please mark (X) Yes or No for each grade level.

Prekindergarten	1025	1 <input type="checkbox"/> Yes	2 <input type="checkbox"/> No
Kindergarten	1026	1 <input type="checkbox"/> Yes	2 <input type="checkbox"/> No
1st	1027	1 <input type="checkbox"/> Yes	2 <input type="checkbox"/> No
2nd	1028	1 <input type="checkbox"/> Yes	2 <input type="checkbox"/> No
3rd	1029	1 <input type="checkbox"/> Yes	2 <input type="checkbox"/> No
4th	1030	1 <input type="checkbox"/> Yes	2 <input type="checkbox"/> No
5th	1031	1 <input type="checkbox"/> Yes	2 <input type="checkbox"/> No
6th	1032	1 <input type="checkbox"/> Yes	2 <input type="checkbox"/> No
7th	1033	1 <input type="checkbox"/> Yes	2 <input type="checkbox"/> No
8th	1034	1 <input type="checkbox"/> Yes	2 <input type="checkbox"/> No
9th	1035	1 <input type="checkbox"/> Yes	2 <input type="checkbox"/> No
10th	1036	1 <input type="checkbox"/> Yes	2 <input type="checkbox"/> No
11th	1037	1 <input type="checkbox"/> Yes	2 <input type="checkbox"/> No
12th	1038	1 <input type="checkbox"/> Yes	2 <input type="checkbox"/> No
Ungraded	1039	1 <input type="checkbox"/> Yes	2 <input type="checkbox"/> No

33. How would you rate your CURRENT teaching position relative to LAST YEAR'S teaching position in terms of each of the following aspects?

☛ If you are teaching in the same school as you were last year, report on your current teaching conditions and assignment(s) relative to last year's teaching conditions and assignment(s).

☛ Mark (X) one box on each line.

		Better in last year's position	Not better or worse	Better in current position
a. Salary	1250	1 <input type="checkbox"/>	2 <input type="checkbox"/>	<input type="checkbox"/>
b. Benefits (e.g., health insurance, retirement plan)	1251	1 <input type="checkbox"/>	2 <input type="checkbox"/>	<input type="checkbox"/>
c. Opportunities for professional ADVANCEMENT or PROMOTION	1252	1 <input type="checkbox"/>	2 <input type="checkbox"/>	<input type="checkbox"/>
d. Opportunities for professional DEVELOPMENT	1253	1 <input type="checkbox"/>	2 <input type="checkbox"/>	<input type="checkbox"/>
e. Opportunities for learning from colleagues	1254	1 <input type="checkbox"/>	2 <input type="checkbox"/>	<input type="checkbox"/>
f. Social relationships with colleagues	1255	1 <input type="checkbox"/>	2 <input type="checkbox"/>	<input type="checkbox"/>
g. Recognition and support from administrators/managers	1256	1 <input type="checkbox"/>	2 <input type="checkbox"/>	<input type="checkbox"/>
h. Safety of environment	1257	1 <input type="checkbox"/>	2 <input type="checkbox"/>	<input type="checkbox"/>
i. Influence over workplace policies and practices	1258	1 <input type="checkbox"/>	2 <input type="checkbox"/>	<input type="checkbox"/>
j. Autonomy or control over your own work	1259	1 <input type="checkbox"/>	2 <input type="checkbox"/>	<input type="checkbox"/>
k. Professional prestige	1260	1 <input type="checkbox"/>	2 <input type="checkbox"/>	<input type="checkbox"/>
l. Procedures for performance evaluation	1261	1 <input type="checkbox"/>	2 <input type="checkbox"/>	<input type="checkbox"/>
m. Manageability of workload	1262	1 <input type="checkbox"/>	2 <input type="checkbox"/>	<input type="checkbox"/>
n. Ability to balance personal life and work	1263	1 <input type="checkbox"/>	2 <input type="checkbox"/>	<input type="checkbox"/>
o. Availability of resources and materials/equipment for doing your job	1264	1 <input type="checkbox"/>	2 <input type="checkbox"/>	<input type="checkbox"/>
p. General work conditions	1265	1 <input type="checkbox"/>	2 <input type="checkbox"/>	<input type="checkbox"/>
q. Job security	1266	1 <input type="checkbox"/>	2 <input type="checkbox"/>	<input type="checkbox"/>
r. Intellectual challenge	1267	1 <input type="checkbox"/>	2 <input type="checkbox"/>	<input type="checkbox"/>
s. Sense of personal accomplishment	1268	1 <input type="checkbox"/>	2 <input type="checkbox"/>	<input type="checkbox"/>
t. Opportunities to make a difference in the lives of others	1269	1 <input type="checkbox"/>	2 <input type="checkbox"/>	<input type="checkbox"/>

28. To what extent do you agree or disagree with each of the following statements about the state or district assessment program at LAST YEAR'S SCHOOL?

☛ Mark (X) one box on each line.

		Strongly agree	Somewhat agree	Somewhat disagree	Strongly disagree
a. I did not receive adequate support in preparing my students for the assessments.	1312	1 <input type="checkbox"/>	2 <input type="checkbox"/>	<input type="checkbox"/>	4 <input type="checkbox"/>
b. I believe that my students were capable of performing well on the assessments.	1313	1 <input type="checkbox"/>	2 <input type="checkbox"/>	<input type="checkbox"/>	4 <input type="checkbox"/>
c. The assessment program influenced the curriculum I taught.	1314	1 <input type="checkbox"/>	2 <input type="checkbox"/>	<input type="checkbox"/>	4 <input type="checkbox"/>
d. My students' knowledge and abilities were reflected accurately through their performance on assessments.	1315	1 <input type="checkbox"/>	2 <input type="checkbox"/>	<input type="checkbox"/>	4 <input type="checkbox"/>
e. Overall, I was satisfied with the assessment program.	1316	1 <input type="checkbox"/>	2 <input type="checkbox"/>	<input type="checkbox"/>	4 <input type="checkbox"/>

29. Were you formally evaluated for your work as a teacher last school year (2011-12)?

- 1320 1 Yes
- 2 No → **GO TO item 33 on page 21.**

30. To what extent do you agree or disagree with each of the following statements about the formal evaluation of your work as a teacher last school year (2011-12)?

☛ Mark (X) one box on each line.

		Strongly agree	Somewhat agree	Somewhat disagree	Strongly disagree
a. My work as a teacher was assessed fairly in the formal evaluation.	1321	1 <input type="checkbox"/>	2 <input type="checkbox"/>	<input type="checkbox"/>	4 <input type="checkbox"/>
b. I received feedback from the formal evaluation that was helpful in the development of my work as a teacher.	1322	1 <input type="checkbox"/>	2 <input type="checkbox"/>	<input type="checkbox"/>	4 <input type="checkbox"/>
c. I was satisfied with the formal evaluation process.	1323	1 <input type="checkbox"/>	2 <input type="checkbox"/>	<input type="checkbox"/>	4 <input type="checkbox"/>

31. Which of the following best describes the evaluation you received for your work as a teacher last school year (2011-12)?

☛ Mark (X) only one box.

- 1324 1 Excellent / Outstanding / Highly effective
- 2 Satisfactory / Effective
- 3 Unsatisfactory / Not that effective

32. Last year, how effective do you think you were as a teacher?

☛ Mark (X) only one box.

- 1325 1 Excellent / Outstanding / Highly effective
- 2 Satisfactory / Effective
- 3 Unsatisfactory / Not that effective

7. Which statement best describes the way YOUR classes at your current school are organized?

☛ Mark (X) only one box.

- 1045 1 You instruct several classes of different students most or all of the day in one or more subjects (sometimes called *Departmentalized Instruction*).
- 2 You are an elementary school teacher who teaches only one subject to different classes of students (sometimes called an *Elementary Subject Specialist*).
- 3 You instruct the same group of students all or most of the day in multiple subjects (sometimes called a *Self-Contained Class*).
- 4 You are one of two or more teachers, in the same class, at the same time, and are jointly responsible for teaching the same group of students all or most of the day (sometimes called *Team Teaching*).
- 5 You instruct a small number of selected students released from or in their regular classes in specific skills or to address specific needs (sometimes called a *"Pull-Out" Class* or *"Push-In" Instruction*).

8. Of all the students you teach at your current school, what percent have an Individualized Education Plan (IEP) because they have disabilities or are special education students?

☛ Mark (X) only one box.

- 1046 1 None
- 2 1-24 %
- 3 25-49 %
- 4 50-99 %
- 5 100 %

9. Of all the students you teach at your current school, what percent are of limited-English proficiency (also known as English Language Learners)?

(Students of limited-English proficiency, or English Language Learners, are those whose native or dominant language is other than English, and who have sufficient difficulty speaking, reading, writing, or understanding the English language as to deny them the opportunity to learn successfully in an English-speaking-only classroom.)

☛ Mark (X) only one box.

- 1047 1 None
- 2 1-24 %
- 3 25-49 %
- 4 50-99 %
- 5 100 %

YOUR CURRENT SCHOOL: CONDITIONS AND EXPERIENCES

10. To what extent do you agree or disagree with each of the following statements about your current school?

☛ Mark (X) one box on each line.

		Strongly agree	Somewhat agree	Somewhat disagree	Strongly disagree
a. The school administration's behavior toward the staff is supportive and encouraging.	1100	1 <input type="checkbox"/>	2 <input type="checkbox"/>	<input type="checkbox"/>	4 <input type="checkbox"/>
b. I am satisfied with my teaching salary.	1101	1 <input type="checkbox"/>	2 <input type="checkbox"/>	<input type="checkbox"/>	4 <input type="checkbox"/>
c. The level of student misbehavior in this school (such as noise, horseplay or fighting in the halls, cafeteria, or student lounge) interferes with my teaching.	1102	1 <input type="checkbox"/>	2 <input type="checkbox"/> 3	<input type="checkbox"/>	4 <input type="checkbox"/>
d. I receive a great deal of support from parents for the work I do.	1103	1 <input type="checkbox"/>	2 <input type="checkbox"/>	<input type="checkbox"/>	4 <input type="checkbox"/>
e. Necessary materials such as textbooks, supplies, and copy machines are available as needed by the staff.	1104	1 <input type="checkbox"/>	2 <input type="checkbox"/> 3	<input type="checkbox"/>	4 <input type="checkbox"/>
f. Routine duties and paperwork interfere with my job of teaching.	1105	1 <input type="checkbox"/>	2 <input type="checkbox"/>	<input type="checkbox"/>	4 <input type="checkbox"/>
g. My principal or school head enforces school rules for student conduct and backs me up when I need it.	1106	1 <input type="checkbox"/>	2 <input type="checkbox"/> 3	<input type="checkbox"/>	4 <input type="checkbox"/>
h. Rules for student behavior are consistently enforced by teachers in this school, even for students who are not in their classes.	1107	1 <input type="checkbox"/>	2 <input type="checkbox"/> 3	<input type="checkbox"/>	4 <input type="checkbox"/>
i. Most of my colleagues share my beliefs and values about what the central mission of the school should be.	1108	1 <input type="checkbox"/>	2 <input type="checkbox"/> 3	<input type="checkbox"/>	4 <input type="checkbox"/>
j. The principal or school head knows what kind of school he/she wants and has communicated it to the staff.	1109	1 <input type="checkbox"/>	2 <input type="checkbox"/> 3	<input type="checkbox"/>	4 <input type="checkbox"/>
k. There is a great deal of cooperative effort among the staff members.	1110	1 <input type="checkbox"/>	2 <input type="checkbox"/>	<input type="checkbox"/>	4 <input type="checkbox"/>
l. In this school, staff members are recognized for a job well done.	1111	1 <input type="checkbox"/>	2 <input type="checkbox"/> 3	<input type="checkbox"/>	4 <input type="checkbox"/>
m. I worry about the security of my job because of the performance of my students on state and/or local tests.	1112	1 <input type="checkbox"/>	2 <input type="checkbox"/> 3	<input type="checkbox"/>	4 <input type="checkbox"/>
n. State, district, or local content standards have had a positive influence on my satisfaction with teaching.	1113	1 <input type="checkbox"/>	2 <input type="checkbox"/> 3	<input type="checkbox"/>	4 <input type="checkbox"/>
o. I am given the support I need to teach students with special needs.	1114	1 <input type="checkbox"/>	2 <input type="checkbox"/>	<input type="checkbox"/>	4 <input type="checkbox"/>
p. The amount of student tardiness and class cutting in this school interferes with my teaching.	1115	1 <input type="checkbox"/>	2 <input type="checkbox"/> 3	<input type="checkbox"/>	4 <input type="checkbox"/>
q. I am generally satisfied with being a teacher at this school.	1116	1 <input type="checkbox"/>	2 <input type="checkbox"/>	<input type="checkbox"/>	4 <input type="checkbox"/>
r. I make a conscious effort to coordinate the content of my courses with that of other teachers.	1117	1 <input type="checkbox"/>	2 <input type="checkbox"/> 3	<input type="checkbox"/>	4 <input type="checkbox"/>

25. Indicate how effectively your principal or school head performed each of the following at LAST YEAR'S SCHOOL.

☛ If you are teaching in the same school as you were last year, then report on how effective your principal or school head was last year.

☛ Mark (X) one box on each line

		Not at all effectively	Slightly effectively	Somewhat effectively	Very effectively	Extremely effectively
a. Communicated respect for, and value of, teachers	1300	1 <input type="checkbox"/>	2 <input type="checkbox"/>	<input type="checkbox"/>	4 <input type="checkbox"/>	5 <input type="checkbox"/>
b. Encouraged teachers to change teaching methods if students were not doing well	1301	1 <input type="checkbox"/>	2 <input type="checkbox"/> 3	<input type="checkbox"/>	4 <input type="checkbox"/>	5 <input type="checkbox"/>
c. Worked with staff to meet curriculum standards	1302	1 <input type="checkbox"/>	2 <input type="checkbox"/> 3	<input type="checkbox"/>	4 <input type="checkbox"/>	5 <input type="checkbox"/>
d. Encouraged professional collaboration among teachers	1303	1 <input type="checkbox"/>	2 <input type="checkbox"/> 3	<input type="checkbox"/>	4 <input type="checkbox"/>	5 <input type="checkbox"/>
e. Worked with teaching staff to solve school or department problems	1304	1 <input type="checkbox"/>	2 <input type="checkbox"/> 3	<input type="checkbox"/>	4 <input type="checkbox"/>	5 <input type="checkbox"/>
f. Encouraged the teaching staff to use student assessment results in planning curriculum and instruction	1305	1 <input type="checkbox"/>	2 <input type="checkbox"/> 3	<input type="checkbox"/>	4 <input type="checkbox"/>	5 <input type="checkbox"/>
g. Worked to develop broad agreement among the teaching staff about the school's mission	1306	1 <input type="checkbox"/>	2 <input type="checkbox"/> 3	<input type="checkbox"/>	4 <input type="checkbox"/>	5 <input type="checkbox"/>
h. Facilitated and encouraged professional development activities of teachers	1307	1 <input type="checkbox"/>	2 <input type="checkbox"/> 3	<input type="checkbox"/>	4 <input type="checkbox"/>	5 <input type="checkbox"/>

26. LAST SCHOOL YEAR, did you teach in a public school?

- 1310 1 Yes 3
- 2 No → GO TO item 29 on page 20.

27. LAST SCHOOL YEAR, did any of your students participate in a REQUIRED state or district assessment program in a subject that you taught?

- 1311 1 Yes → GO TO item 28 on page 20.
- 2 No → GO TO item 29 on page 20.

23. Continued – Indicate the level of importance EACH of the following played in your decision to leave LAST YEAR’S SCHOOL.

☛ Mark (X) one box on each line.

I left last year’s school –

School Factors

p. Because there were not enough opportunities for leadership roles or professional advancement at last year’s school.

	Not at all important	Slightly important	Somewhat important	Very important	Extremely important
1244	1 <input type="checkbox"/>	2 <input type="checkbox"/>	<input type="checkbox"/>	4 <input type="checkbox"/>	5 <input type="checkbox"/>

Student Performance Factors

q. Because I was dissatisfied with how student assessments/school accountability measures impacted my teaching or curriculum at last year’s school.

	Not at all important	Slightly important	Somewhat important	Very important	Extremely important
1245	1 <input type="checkbox"/>	2 <input type="checkbox"/>	<input type="checkbox"/>	4 <input type="checkbox"/>	5 <input type="checkbox"/>

r. Because I was dissatisfied with how some of my compensation, benefits, or rewards were tied to the performance of my students at last year’s school.

	Not at all important	Slightly important	Somewhat important	Very important	Extremely important
1246	1 <input type="checkbox"/>	2 <input type="checkbox"/>	<input type="checkbox"/>	4 <input type="checkbox"/>	5 <input type="checkbox"/>

s. Because I was dissatisfied with the support I received for preparing my students for student assessments at last year’s school.

	Not at all important	Slightly important	Somewhat important	Very important	Extremely important
1247	1 <input type="checkbox"/>	2 <input type="checkbox"/>	<input type="checkbox"/>	4 <input type="checkbox"/>	5 <input type="checkbox"/>

Other Factors

t. Because of other factors not included in previous items a-s. – Please specify

	Not at all important	Slightly important	Somewhat important	Very important	Extremely important
1248	1 <input type="checkbox"/>	2 <input type="checkbox"/>	<input type="checkbox"/>	4 <input type="checkbox"/>	5 <input type="checkbox"/>

5248

24. From the reasons listed in item 23, which do you consider the one most important reason in your decision to leave LAST YEAR’S SCHOOL?

☛ Enter the letter from item 23 on pages 17 and 18.

5249 Most important reason in my decision to leave

11. To what extent is each of the following a problem at your current school?

☛ Mark (X) one box on each line.

		Serious problem	Moderate problem	Minor problem	Not a problem
a. Student tardiness	1120	1 <input type="checkbox"/>	2 <input type="checkbox"/>	<input type="checkbox"/>	4 <input type="checkbox"/>
b. Student absenteeism	1121	1 <input type="checkbox"/>	2 <input type="checkbox"/>	<input type="checkbox"/>	4 <input type="checkbox"/>
c. Student class cutting	1122	1 <input type="checkbox"/>	23 <input type="checkbox"/>	<input type="checkbox"/>	4 <input type="checkbox"/>
d. Teacher absenteeism	1123	1 <input type="checkbox"/>	23 <input type="checkbox"/>	<input type="checkbox"/>	4 <input type="checkbox"/>
e. Students dropping out	1124	1 <input type="checkbox"/>	23 <input type="checkbox"/>	<input type="checkbox"/>	4 <input type="checkbox"/>
f. Student apathy	1125	1 <input type="checkbox"/>	23 <input type="checkbox"/>	<input type="checkbox"/>	4 <input type="checkbox"/>
g. Lack of parental involvement	1126	1 <input type="checkbox"/>	23 <input type="checkbox"/>	<input type="checkbox"/>	4 <input type="checkbox"/>
h. Poverty	1127	1 <input type="checkbox"/>	23 <input type="checkbox"/>	<input type="checkbox"/>	4 <input type="checkbox"/>
i. Students come to school unprepared to learn	1128	1 <input type="checkbox"/>	23 <input type="checkbox"/>	<input type="checkbox"/>	4 <input type="checkbox"/>
j. Poor student health	1129	1 <input type="checkbox"/>	23 <input type="checkbox"/>	<input type="checkbox"/>	4 <input type="checkbox"/>

12. To what extent do you agree or disagree with each of the following statements?

☛ Mark (X) one box on each line.

		Strongly agree	Somewhat agree	Somewhat disagree	Strongly disagree
a. The stress and disappointments involved in teaching at this school aren’t really worth it.	1130	1 <input type="checkbox"/>	2 <input type="checkbox"/>	<input type="checkbox"/>	4 <input type="checkbox"/>
b. The teachers at this school like being here; I would describe us as a satisfied group.	1131	1 <input type="checkbox"/>	2 <input type="checkbox"/>	<input type="checkbox"/>	4 <input type="checkbox"/>
c. I like the way things are run at this school.	1132	1 <input type="checkbox"/>	2 <input type="checkbox"/>	<input type="checkbox"/>	4 <input type="checkbox"/>
d. If I could get a higher paying job, I’d leave teaching as soon as possible.	1133	1 <input type="checkbox"/>	2 <input type="checkbox"/>	<input type="checkbox"/>	4 <input type="checkbox"/>
e. I think about transferring to another school.	1134	1 <input type="checkbox"/>	2 <input type="checkbox"/>	<input type="checkbox"/>	4 <input type="checkbox"/>
f. I don’t seem to have as much enthusiasm now as I did when I began teaching.	1135	1 <input type="checkbox"/>	2 <input type="checkbox"/>	<input type="checkbox"/>	4 <input type="checkbox"/>
g. I think about staying home from school because I’m just too tired to go.	1136	1 <input type="checkbox"/>	2 <input type="checkbox"/>	<input type="checkbox"/>	4 <input type="checkbox"/>

13. How many hours a week are you paid to deliver INSTRUCTION to a class of students at your current school?

(Example: If your base contract requires you to work 40 hours a week, with 30 of those hours for delivering instruction and 10 hours for planning, monitoring students outside of class time, etc., you would report 30 hours.)

☛ "PULL-OUT" or "PUSH-IN" TEACHERS: Please include the number of hours you instruct individual students or small groups of students.

☛ Report total weekly hours to the nearest whole hour.

If you do not know what is stated in your base contract, please use the following worksheet to calculate your paid instructional hours.

List the number of classes by length of instructional period in a typical week:

1140 number of classes x 1141 instructional minutes = 1142 minutes

1143 number of classes x 1144 instructional minutes = 1145 minutes

1146 number of classes x 1147 instructional minutes = 1148 minutes

1149 number of classes x 1150 instructional minutes = 1151 minutes

1152 number of classes x 1153 instructional minutes = 1154 minutes

Sum of minutes of each entry above 1155 all classes

Convert to hours: 1156 ÷ 60

Total WEEKLY hours spent delivering instruction 1157

23. Indicate the level of importance EACH of the following played in your decision to leave LAST YEAR'S SCHOOL.

☛ Mark (X) one box on each line.

I left last year's school –

		Not at all important	Slightly important	Somewhat important	Very important	Extremely important
Personal Life Factors						
a. Because I wanted to take a job more conveniently located OR because I moved.	1229	1 <input type="checkbox"/>	2 <input type="checkbox"/>	<input type="checkbox"/>	4 <input type="checkbox"/>	5 <input type="checkbox"/>
b. Because of other personal life reasons (e.g., health, pregnancy/childcare, caring for family).	1230	1 <input type="checkbox"/>	2 ³ <input type="checkbox"/>	<input type="checkbox"/>	4 <input type="checkbox"/>	5 <input type="checkbox"/>
c. Because I wanted to receive retirement benefits from last year's school system.	1231	1 <input type="checkbox"/>	2 <input type="checkbox"/>	<input type="checkbox"/>	4 <input type="checkbox"/>	5 <input type="checkbox"/>
Salary and Other Job Benefits						
d. Because I wanted or needed a higher salary.	1232	1 <input type="checkbox"/>	2 <input type="checkbox"/>	<input type="checkbox"/>	4 <input type="checkbox"/>	5 <input type="checkbox"/>
e. Because I needed better benefits than I received at last year's school.	1233	1 <input type="checkbox"/>	2 <input type="checkbox"/>	<input type="checkbox"/>	4 <input type="checkbox"/>	5 <input type="checkbox"/>
f. Because I was concerned about my job security at last year's school.	1234	1 <input type="checkbox"/>	2 <input type="checkbox"/>	<input type="checkbox"/>	4 <input type="checkbox"/>	5 <input type="checkbox"/>
Assignment and Classroom Factors						
g. Because I was dissatisfied with my job description or assignment (e.g., responsibilities, grade level, or subject area).	1235	1 <input type="checkbox"/>	2 <input type="checkbox"/>	<input type="checkbox"/>	4 <input type="checkbox"/>	5 <input type="checkbox"/>
h. Because I did not have enough autonomy over my classroom at last year's school.	1236	1 <input type="checkbox"/>	2 <input type="checkbox"/>	<input type="checkbox"/>	4 <input type="checkbox"/>	5 <input type="checkbox"/>
i. Because I was dissatisfied with the large number of students I taught at last year's school.	1237	1 <input type="checkbox"/>	2 ³ <input type="checkbox"/>	<input type="checkbox"/>	4 <input type="checkbox"/>	5 <input type="checkbox"/>
j. Because I felt that there were too many intrusions on my teaching time at last year's school.	1238	1 <input type="checkbox"/>	2 ³ <input type="checkbox"/>	<input type="checkbox"/>	4 <input type="checkbox"/>	5 <input type="checkbox"/>
School Factors						
k. Because I wanted the opportunity to teach at my current school.	1239	1 <input type="checkbox"/>	2 <input type="checkbox"/>	<input type="checkbox"/>	4 <input type="checkbox"/>	5 <input type="checkbox"/>
l. Because I was dissatisfied with workplace conditions (e.g., facilities, classroom resources, school safety) at last year's school.	1240	1 <input type="checkbox"/>	2 ³ <input type="checkbox"/>	<input type="checkbox"/>	4 <input type="checkbox"/>	5 <input type="checkbox"/>
m. Because student discipline problems were an issue at last year's school.	1241	1 <input type="checkbox"/>	2 <input type="checkbox"/>	<input type="checkbox"/>	4 <input type="checkbox"/>	5 <input type="checkbox"/>
n. Because I was dissatisfied with the administration at last year's school.	1242	1 <input type="checkbox"/>	2 <input type="checkbox"/>	<input type="checkbox"/>	4 <input type="checkbox"/>	5 <input type="checkbox"/>
o. Because I was dissatisfied with the lack of influence I had over school policies and practices at last year's school.	1243	1 <input type="checkbox"/>	2 ³ <input type="checkbox"/>	<input type="checkbox"/>	4 <input type="checkbox"/>	5 <input type="checkbox"/>

19. Which of the following best describes your move from last year's school to your current school?

(For this question, all charter and BIE/tribal schools are considered public schools.)

☛ Mark (X) only one box.

- 1225
- 1 Moved from one PUBLIC school to another PUBLIC school in the SAME SCHOOL DISTRICT
 - 2 Moved from one PUBLIC school district to ANOTHER PUBLIC SCHOOL DISTRICT
 - 3 Moved from a PRIVATE school to a PUBLIC school
 - 4 Moved from one PRIVATE school to another PRIVATE school
 - 5 Moved from a PUBLIC school to a PRIVATE school
- } GO TO item 21 below.

20. Is the private school in which you currently teach affiliated with the Roman Catholic Church, some other religious organization, or is it nonsectarian?

☛ Mark (X) only one box.

- 1226
- 1 Religious – Roman Catholic
 - 2 Religious – other than Roman Catholic
 - 3 Nonsectarian – not religiously affiliated

21. Did you change schools involuntarily (e.g., contract not renewed, laid off, school closed or merged)?

- 1227
- 1 Yes
 - 2 No → GO TO item 23 on page 17.

22. Which of the following best describes the reason why you changed schools involuntarily?

☛ Mark (X) only one box.

- 1228
- 1 Budget cuts or budget shortfalls
 - 2 Reduced pupil enrollment
 - 3 School and/or district merger or school closed
 - 4 Transfer required by school or district
 - 5 I did not meet Highly Qualified Teacher (HQT) requirements
(Generally, to be Highly Qualified, teachers must 1) have a bachelor's degree; 2) hold full state certification or licensure, including an "alternative certification"; and 3) demonstrate competency in the subject area(s) they teach. The HQT requirement is a provision under No Child Left Behind [NCLB].)
 - 6 I have not taken or could not pass the test(s) required by my school or district
 - 7 My contract was not renewed for other reason(s) – Please specify ↴

5228

GO TO item 25 on page 19.

14. Thinking about a TYPICAL FULL WEEK at your current school, complete items a–d below about the hours you spend on ALL teaching and other school-related activities.

- ☛ **TYPICAL FULL WEEK** refers to a week during the regular school year, NOT during the summer. Include hours spent during the school day, before and after school, and weekends.
- ☛ **BASE CONTRACT HOURS**, or the equivalent, include the number of hours you are required to work to receive your base pay. It does NOT include stipends or extra pay for extra duty.
- ☛ **OTHER PAID HOURS** include hours for which you are paid BEYOND your base pay (e.g., hours for which you receive stipends or extra pay).
- ☛ **UNPAID HOURS** include hours spent on teaching and other school-related activities for which you are NOT paid by your base contract or by stipends or extra pay.
- ☛ **TOTAL HOURS** includes the sum of base contract hours, other paid hours, and unpaid hours you spend on ALL teaching and other school-related activities during a typical FULL WEEK.

		Hours Spent in a TYPICAL FULL WEEK
a. Base Contract Hours	1160	<input type="text"/> <input type="text"/> <input type="text"/>
b. Other Paid Hours	1161	<input type="text"/> <input type="text"/> <input type="text"/>
c. Unpaid Hours	1162	<input type="text"/> <input type="text"/> <input type="text"/>
d. TOTAL (a+b+c)	1163	<input type="text"/> <input type="text"/> <input type="text"/>

15. During this school year, do you or will you –

a. Coach a sport?

- 1170
- 1 Yes
 - 2 No

b. Sponsor any student groups, clubs, or organizations?

- 1171
- 1 Yes
 - 2 No

c. Serve as a department lead or chair?

- 1172
- 1 Yes
 - 2 No

d. Serve as a lead curriculum specialist?

- 1173
- 1 Yes
 - 2 No

e. Serve on a school-wide or district-wide committee or task force?

- 1174
- 1 Yes
 - 2 No

f. Serve as a formal mentor or mentor coordinator in your school or district?

- 1175
- 1 Yes
 - 2 No



INFORMATION ABOUT CHANGES FROM LAST SCHOOL YEAR TO THIS SCHOOL YEAR

16a. Are you currently teaching in the SAME SCHOOL as you were last year (2011-12)?

1200 1 Yes → *GO TO item 25 on page 19.*

2 No

b. Are you currently teaching in the SAME STATE as you were last year (2011-12)?

1201 1 Yes → *GO TO item 17 below.*

2 No

c. Are you currently teaching in a school OUTSIDE the United States?

1202 1 Yes – **In what country?** 5202 → *GO TO item 18 on page 15.*

2 No

17. Please provide the following information about your current school.

Name of school

5203

Street

5204

City

5205

State

ZIP Code + 4

5206 5207 -

Name of school district (if applicable)

5208

Name of county

5209

18. Does your current school offer the following grades?

Please mark (X) Yes or No for each grade level.

		1 <input type="checkbox"/> Yes
Prekindergarten	1210	2 <input type="checkbox"/> No
Kindergarten	1211	1 <input type="checkbox"/> Yes
		2 <input type="checkbox"/> No
1st	1212	1 <input type="checkbox"/> Yes
		2 <input type="checkbox"/> No
2nd	1213	1 <input type="checkbox"/> Yes
		2 <input type="checkbox"/> No
3rd	1214	1 <input type="checkbox"/> Yes
		2 <input type="checkbox"/> No
4th	1215	1 <input type="checkbox"/> Yes
		2 <input type="checkbox"/> No
5th	1216	1 <input type="checkbox"/> Yes
		2 <input type="checkbox"/> No
6th	1217	1 <input type="checkbox"/> Yes
		2 <input type="checkbox"/> No
7th	1218	1 <input type="checkbox"/> Yes
		2 <input type="checkbox"/> No
8th	1219	1 <input type="checkbox"/> Yes
		2 <input type="checkbox"/> No
9th	1220	1 <input type="checkbox"/> Yes
		2 <input type="checkbox"/> No
10th	1221	1 <input type="checkbox"/> Yes
		2 <input type="checkbox"/> No
11th	1222	1 <input type="checkbox"/> Yes
		2 <input type="checkbox"/> No
12th	1223	1 <input type="checkbox"/> Yes
		2 <input type="checkbox"/> No
Ungraded	1224	1 <input type="checkbox"/> Yes
		2 <input type="checkbox"/> No