

Attachment E: Public-Facing Information on the Household Pulse Survey on census.gov

## Household Pulse Survey Background for Survey Respondents and Other Public-Facing Information

HOUSEHOLD PULSE SURVEY BACKGROUND FOR SURVEY RESPONDENTS <https://www.census.gov/programs-surveys/household-pulse-survey.html>

# Household Pulse Survey: Measuring Social and Economic Impacts during the Coronavirus Pandemic

## Overview

The Household Pulse Survey is a 20-minute online survey studying how the coronavirus pandemic is impacting households across the country from a social and economic perspective. The survey asks questions about how education, employment, food security, health, housing, social security benefits, household spending, consumer spending associated with stimulus payments, intention to receive a COVID-19 vaccination, and transportation have been affected by the ongoing crisis.

In order to support the nation's recovery, we need to know the ways this pandemic has affected people's lives and livelihoods. Data from this survey will show the widespread effects of the coronavirus pandemic on individuals, families, and communities across the country.

Your participation will help federal and state officials direct aid, assistance, and support to the people and places that need it most. This survey provides information that cannot be collected elsewhere. Your response is key.

We are currently in Phase 3 of the Household Pulse Survey, which began October 28, 2020 and is anticipated to continue through March 1, 2021. Phase 1 of the survey ran from April 23, 2020 through July 21, 2020 and Phase 2 from August 19, 2020 through October 26, 2020.

## How was I selected to be in this survey?

The Census Bureau randomly chose your address, not you personally, to participate in this survey. A limited number of addresses from across the country were scientifically selected to represent the entire population.

Your participation is important, and your response cannot be replaced by one from another household address.

## How do I complete the survey?

If you have been selected to participate in the Household Pulse Survey, **you will receive an email from [COVID.survey@census.gov](mailto:COVID.survey@census.gov) or a text message from 39242\* (message and data rates may apply)** with a link to complete the survey. If we have not received a response from you, you may receive up to 3 follow-up reminders.

Only those whose addresses have been selected to participate can complete the survey. A limited number of addresses across the country have been invited to answer the Household Pulse Survey.

**All communications from the Census Bureau regarding the Household Pulse Survey, including all emails, texts, and the link to the survey, will originate from a census.gov domain or be sent via text from 39242.**

Your participation in both this survey and the 2020 Census is important. Completing the Household Pulse Survey does not replace your response to the 2020 Census.

**\*Respondents may Reply “Stop” to opt out of receiving text messages.**

[Household Pulse Survey Questionnaire \(In Field Beginning January 6, 2021\)](#)[< 1.0 MB]

[Encuesta del Pulso de los Hogares \(In Field Beginning January 6, 2021\)](#)[< 1.0 MB]

## How do I know my information is safe? Can I be identified by my responses?

The U.S. Census Bureau is required by law to protect your information. The Census Bureau is not permitted to publicly release your responses in a way that could identify you. We are conducting this voluntary survey under the authority of Title 13, United States Code, Sections 8(b), 182 and 196 to study the economic impacts of the coronavirus pandemic in the United States. Federal law protects your privacy and keeps your answers confidential (Title 13, United States Code, Section 9). Per the Federal Cybersecurity Enhancement Act of 2015, your data are protected from cybersecurity risks through screening of the systems that transmit your data.

Your privacy is protected by the Privacy Act (Title 5, U.S. Code, Section 552a). Routine uses of these data are limited to those identified in the Privacy Act System of Record Notice titled, "SORN COMMERCE/Census-3, Demographic Survey Collection (Census Bureau Sampling Frame)." The Census Bureau can use your responses only to produce statistics, and is not permitted to publicly release your responses in a way that could identify you.

## Is this survey authorized by law?

This collection has been approved by the Office of Management and Budget (OMB). This eight-digit OMB approval number, 0607-1013, confirms this approval and expires on 10/31/2023. We are required to display this number to conduct this survey.

We estimate that completing this survey will take 20 minutes on average. Send comments regarding this estimate or any other aspect of this survey, including suggestions for reducing the time it takes to complete this survey to [adrm.pra@census.gov](mailto:adrm.pra@census.gov).

## Who is conducting this survey? How will my responses be used?

The Census Bureau is the designated federal statistical agency conducting this survey. The Household Pulse Survey was designed in collaboration with the Bureau of Labor Statistics (BLS); the Bureau of Transportation Statistics (BTS); the Centers for Disease Control and Prevention (CDC); the National Center for Education Statistics (NCES); the Department of Housing and Urban Development (HUD); the National Center for Health Statistics (NCHS); the Social Security Administration (SSA); and the USDA Economic Research Service (ERS).

All information that you provide is used only to create accurate, relevant statistics about the nation's people, places, and economy. These statistics help inform officials and policymakers about communities and individuals across the United States impacted by the pandemic.

## HOUSEHOLD PULSE SURVEY – VERIFYING SURVEY LEGITIMACY

<https://www.census.gov/programs-surveys/surveyhelp/verify-a-survey.html#email2>

### How to verify an email or text message is from the Census Bureau

Some surveys such as the [Household Pulse Survey](#) or [2020 Census User Experience Survey](#) may contact you via text message. The Household Pulse Survey uses the number **39242** (message and data rates may apply\*) to send a link to complete the survey online. The 2020 Census User Experience Survey uses the numbers: **(833) 972-2561**, **(833) 969-2724**, and **(833) 972-2579** (message and data rates may apply\*).

Emails from the Census Bureau are sent from the official **@census.gov** domain.

Any links included in a Census Bureau email will direct you to an official federal government website ending in **.gov**.

Emails from the Census Bureau will have instructions or information to complete a survey online, by phone with a Census Bureau representative, or by paper. The Census Bureau will not ask you to provide your personal information via email.

The Census Bureau will never ask for your full Social Security number, bank account number, or passwords.

**\*Respondents may Reply “Stop” to opt out of receiving text messages.**

## CENSUS BUREAU EXPERIMENTAL DATA SERIES

<https://www.census.gov/data/experimental-data-products.html>

# What are Experimental Data Products?

SEPTEMBER 30, 2020

Experimental data products are innovative statistical products created using new data sources or methodologies that benefit data users in the absence of other relevant products. We are seeking feedback from data users and stakeholders on the quality and usefulness of these new products.

The development of experimental data is one important path towards the creation of new, regularly occurring statistical products. Experimental data products that meet our quality standards and demonstrate sufficient user demand may enter regular production if resources permit.

Census Bureau experimental data may not meet all of our quality standards. Because of this, we clearly identify experimental data products and include methodology and supporting research with their release.

EXPERIMENTAL DATA SERIES: HOUSEHOLD PULSE SURVEY  
LANGUAGE REFLECTS UPDATES TO BE MADE WITH LAUNCH OF PHASE 3 EXTENSION  
CURRENT URL: <https://www.census.gov/householdpulsedata>

# Measuring Household Experiences during the Coronavirus Pandemic

Household Pulse Survey - Phase 3

(October 28, 2020 - March 1, 2021)

## What is the Household Pulse Survey?

The U.S. Census Bureau, in collaboration with multiple federal agencies, is in a unique position to produce data on the social and economic effects of coronavirus on American households. The Household Pulse Survey is designed to deploy quickly and efficiently, collecting data to measure household experiences during the coronavirus pandemic. Data will be disseminated in near real-time to inform federal and state response and recovery planning.

*The Interactive Tool Application is not supported in Internet Explorer 11 and older versions.*

**[INTERACTIVE TOOL](#)**  
**[PUBLIC USE FILES](#)**

**[DATA TABLES](#)**

If you have been invited to participate in the survey, you will [find more information here](#).

[Household Pulse Survey Questionnaire \(In Field Beginning January 6, 2021\)\[< 1.0 MB\]](#)

[Encuesta del Pulso de los Hogares \(In Field Beginning January 6, 2021\)](#)  
[< 1.0 MB]

What information does the Household Pulse Survey collect?

Phase 1 of the Household Pulse Survey asked individuals about their experiences in terms of employment status, food security, housing, physical and mental health, access to health care, and educational disruption. Phase 1 also included an interactive data tool that has been replaced for Phase 2 and Phase 3, but users can still access all Phase 1 indicators.

[Phase 1 Interactive Data Tool Indicators](#)[<1.0 MB]

For Phase 2 and Phase 3, the survey carries over many of these questions to allow users to understand how these domains are changing as the pandemic continues, and will include additional questions on the application and receipt of benefits, spending patterns, and availability of financial resources, post-secondary education disruptions, capacity to telework, and travel practices.

Phase 3 of the Household Pulse Survey has been extended from its original end date of December 21, 2020 to run through March 1, 2021. Beginning with Week 22 (January 6, 2021 – January 18, 2021), there are slight changes to the questionnaire with the addition of questions regarding individuals' intention to receive a COVID-19 vaccine and the removal of some questions for which utility has declined over time. Questions related to stimulus payments have also resumed. See the Household Pulse Survey Questionnaire (In Field Beginning January 6, 2021) above for current content. We expect further revisions beginning in March.



The questionnaire reflects content provided by the U.S. Census Bureau and multiple federal agencies, including:

- Bureau of Labor Statistics (BLS)
- Bureau of Transportation Statistics (BTS)
- Centers for Disease Control and Prevention (CDC)
- Department of Housing and Urban Development (HUD)
- National Center for Education Statistics (NCES)
- [National Center for Health Statistics \(NCHS\)](#)
- Social Security Administration (SSA)
- USDA Economic Research Service (ERS)

The data collected will enable the Census Bureau to produce statistics at the national and state levels and for the 15 largest Metropolitan Statistical Areas (metro areas).

#### When will Data be Made Available from the Household Pulse Survey?

Data Collection for Phase 3 of the Household Pulse Survey began on October 28, 2020 and ran until December 21, 2020. After a two-week break, Phase 3 resumed on January 6, 2021 and will run through March 1, 2021. The first data release for the Phase 3 extension will be Wednesday, January 27, 2021. Subsequent releases will be made every two weeks through March 10, 2021.

Data collection for Phase 2 of the Household Pulse Survey began on August 19, 2020 and ended October 26, 2020.

Data collection for Phase 1 of the Household Pulse Survey began on April 23, 2020 and ended on July 21, 2020.

#### How is the Household Pulse Survey Different from Other Surveys Conducted by the Census Bureau?

The Census Bureau and its federal statistical partners are considered the preeminent source of the nation's most important benchmark surveys. Many of these surveys have been ongoing for more than 80 years and provide valuable insight on social and economic trends.

The production of these benchmark surveys is by nature a highly deliberative process. While efforts are underway to introduce COVID-19 questions into some of these surveys, that process can take months, sometimes years, before data are made publicly available.

The approach for the Household Pulse Survey is different: it is designed to be a short-turnaround instrument that provides valuable data to aid in the pandemic recovery. The Census Bureau is fielding the Household Pulse Survey as a part of the agency's Experimental Data Series; as such, data products may not meet some of the Census Bureau's statistical quality standards. Data are subject to suppression based on overall response and disclosure avoidance thresholds.

## Household Pulse Survey Phase 3.1: Revision to Existing Collection

# EXAMPLES OF HOUSEHOLD PULSE SURVEY DATA TOOL AND TABLES

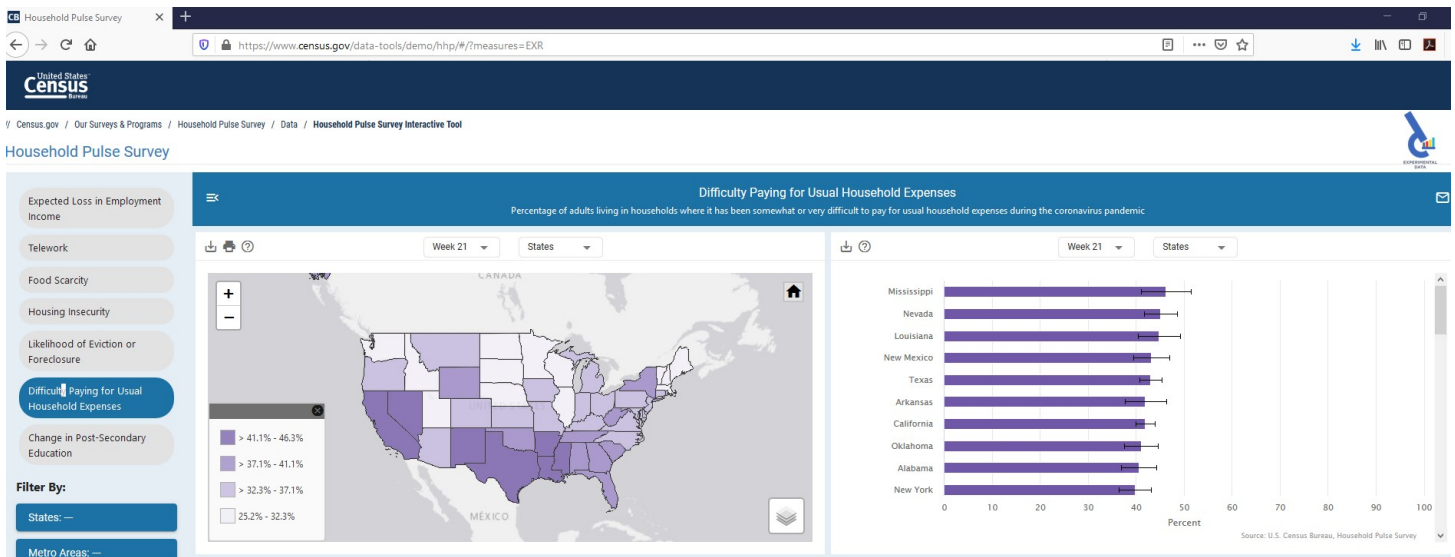
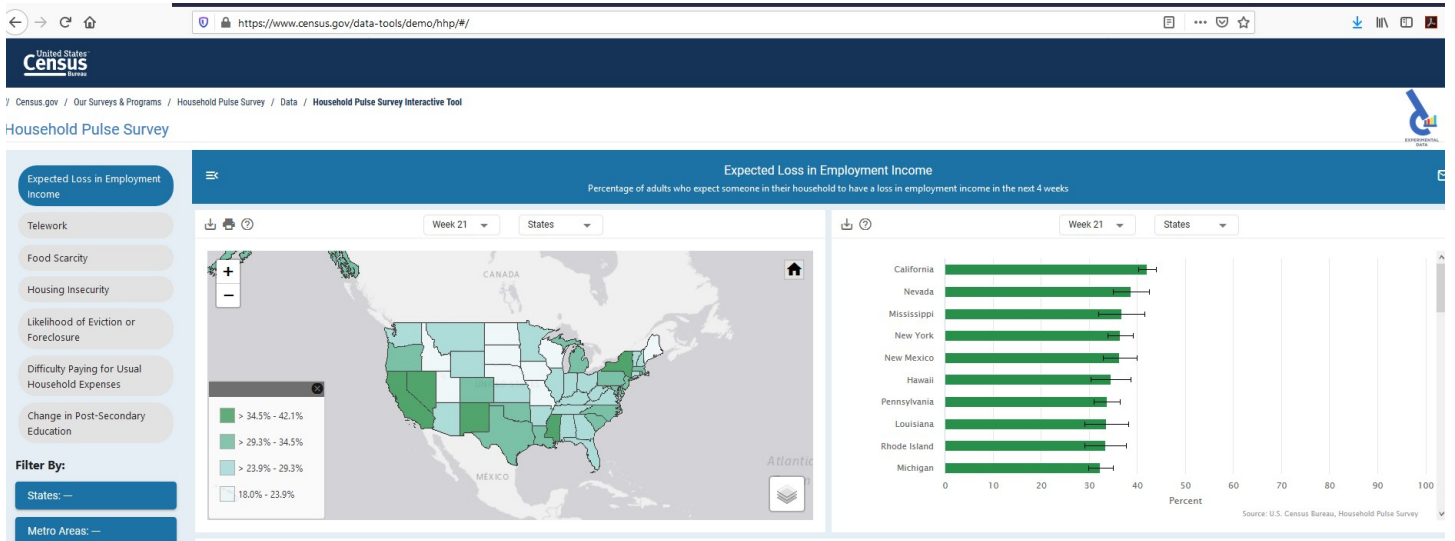
Data Tool: <https://www.census.gov/data-tools/demo/hhp/#/>

Data Tables: <https://www.census.gov/programs-surveys/household-pulse-survey/data.html>

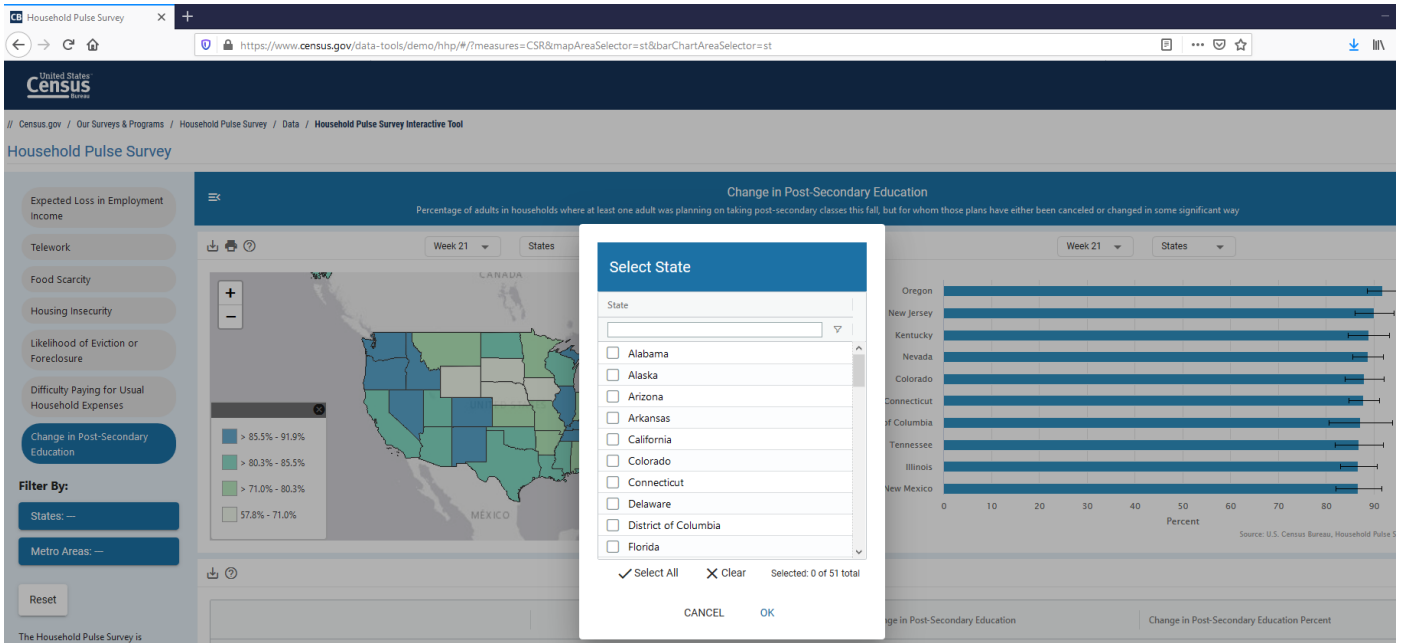
Public Use File:

<https://www.census.gov/programs-surveys/household-pulse-survey/datasets.html>

## Data Tool Snapshots (examples):



# Household Pulse Survey Phase 3.1: Revision to Existing Collection



## Household Pulse Survey Phase 3.1: Revision to Existing Collection

### Data Tables (with selected examples):

#### Detailed Tables

##### Education Tables

- [Table 1. Time Spent in Last Week on Home Based Education for Households with Children in School, by Select Characteristics](#) [[<1.0 MB](#)]
- [Table 2. COVID-19 Pandemic Impact on How Children Received Education, by Select Characteristics](#) [[<1.0 MB](#)]
- [Table 3. Computer and Internet Availability in Households with Children in Public or Private School, by Select Characteristics](#) [[<1.0 MB](#)]
- [Table 4. Provider of Computer and Internet Services for Households with Children in Public or Private School, by Select Characteristics](#) [[<1.0 MB](#)]

##### Employment Tables

- [Table 1. Experienced and Expected Loss of Employment Income by Select Characteristics](#) [[<1.0 MB](#)]
- [Table 2. Employment Status and Sector of Employment, by Select Characteristics](#) [[<1.0 MB](#)]
- [Table 3. Educational Attainment for Adults Not Working at Time of Survey, by Main Reason for Not Working and Paycheck Status While Not Working](#) [[<1.0 MB](#)]

##### Food Sufficiency and Food Security Tables

- [Table 1. Household Food Spending by Select Household Characteristics](#) [[<1.0 MB](#)]
- [Table 2a. Food Sufficiency for Households, Prior to COVID-19 Pandemic, by Select Characteristics](#) [[<1.0 MB](#)]
- [Table 2b. Food Sufficiency for Households, in the Last 7 Days, by Select Characteristics](#) [[<1.0 MB](#)]
- [Table 3a. Food Sufficiency for Households with Children, Prior to COVID-19 Pandemic, by Select Characteristics](#) [[<1.0 MB](#)]
- [Table 3b. Food Sufficiency for Households with Children, in the Last 7 Days, by Select Characteristics](#) [[<1.0 MB](#)]
- [Table 4. Recent Food Insufficiency for Households, by Prior Food Insufficiency \(and Additional Food Related Household Characteristics\)](#) [[<1.0 MB](#)]
- [Table 5. Recent Food Insufficiency for Households with Children, by Prior Food Insufficiency \(and Additional Food Related Household Characteristics\)](#) [[<1.0 MB](#)]

##### Health Tables

- [Table 1. COVID-19 Pandemic Related Problems with Access to Medical Care, in Last 4 weeks, by Select Characteristics](#) [[<1.0 MB](#)]
- [Table 2a. Symptoms of Anxiety Experienced in the Last 7 days, by Select Characteristics](#) [[<1.0 MB](#)]
- [Table 2b. Symptoms of Depression Experienced in the Last 7 Days, by Select Characteristics](#) [[<1.0 MB](#)]
- [Table 3. Current Health Insurance Status, by Select Characteristics](#) [[<1.0 MB](#)]

##### Housing Tables

- [Table 1a. Last Month's Payment Status for Owner Occupied Housing Units, by Select Characteristics](#) [[<1.0 MB](#)]
- [Table 1b. Last Month's Payment Status for Renter Occupied Housing Units, by Select Characteristics](#) [[<1.0 MB](#)]
- [Table 2a. Confidence in Ability to Make Next Month's Payment for Owner Occupied Housing Units, by Select Characteristics](#) [[<1.0 MB](#)]
- [Table 2b. Confidence in Ability to Make Next Month's Payment for Renter Occupied Housing Units, by Select Characteristics](#) [[<1.0 MB](#)]

##### Stimulus Table

- [Table 1. Stimulus Payment Usage, by Select Characteristics](#) [[<1.0 MB](#)]

Note: The U.S. Census Bureau reviewed this data product for unauthorized disclosure of confidential information and approved the disclosure avoidance practices applied to this release. CBDRB-FY20-257.

# Household Pulse Survey Phase 3.1: Revision to Existing Collection

**1 Employment Table 1. Experienced and Expected Loss of Employment Income, by Select Characteristics: United States**  
 2 Source: U.S. Census Bureau Household Pulse Survey, Week 21.  
 3 Note: These data are experimental. Users should take caution using estimates based on subpopulations of the data – sample sizes may be small and the standard errors may be large.\*\*  
 4 Total Population 18 Years and Older

Select characteristics	Total	Experienced loss of employment income since March 13, 2020 (for self or household member)			Expected loss of employment income in next 4-weeks (for self or household member)		
		Yes	No	Did not report	Yes	No	Did not report
<b>Total</b>	249,170,916	122,548,817	124,822,749	1,799,350	76,554,833	170,575,310	2,040,773
<b>Age</b>							
18 - 24	23,359,387	13,639,474	9,548,034	171,878	7,652,007	15,535,502	171,878
25 - 39	67,492,318	37,990,759	29,095,857	405,702	23,386,527	43,658,256	447,534
40 - 54	62,070,196	34,788,722	26,947,004	334,470	22,424,450	39,234,365	411,381
55 - 64	43,554,002	21,858,431	21,376,967	318,603	14,043,497	29,183,050	327,454
65 and above	52,695,013	14,271,431	37,854,886	568,697	9,048,350	42,964,137	682,526
<b>Sex</b>							
Male	120,531,610	59,139,362	60,386,543	1,005,705	37,914,287	81,518,236	1,099,087
Female	128,639,306	63,409,455	64,436,206	793,645	38,640,545	89,057,073	941,686
<b>Hispanic origin and Race</b>							
Hispanic or Latino (may be of any race)	42,509,611	26,158,630	16,018,929	332,052	18,955,460	23,171,654	382,496
White alone, not Hispanic	156,218,432	68,866,435	86,343,249	1,008,748	38,709,125	116,333,023	1,176,284
Black alone, not Hispanic	27,583,658	15,731,630	11,540,677	311,351	10,701,215	16,556,803	325,640
Asian alone, not Hispanic	12,808,134	6,001,983	6,732,127	74,024	4,052,626	8,663,654	91,854
Two or more races + Other races, not Hispanic	10,051,081	5,790,140	4,187,767	73,175	4,136,407	5,850,175	64,499
<b>Education</b>							
Less than high school	20,690,363	13,015,783	7,393,716	280,863	10,042,151	10,384,971	263,241
High school or GED	76,917,351	39,050,628	37,152,824	713,899	26,542,283	49,552,719	822,350
Some college/associate's degree	75,945,562	40,487,402	35,085,183	372,977	24,534,191	50,950,632	460,739
Bachelor's degree or higher	75,617,640	29,955,004	45,191,025	431,611	15,436,208	59,686,989	494,443
<b>Marital status</b>							
Married	135,636,595	60,834,570	74,563,546	238,479	36,371,495	98,780,031	485,069
Widowed	10,474,806	3,302,475	7,126,479	45,851	2,227,292	6,196,363	51,151
Divorced/separated	35,910,533	19,708,183	16,107,215	95,136	13,501,066	22,283,107	126,360
Never married	64,313,050	37,958,870	26,274,748	79,432	23,806,850	40,437,208	68,993
Did not report	2,835,932	744,719	750,762	1,340,451	648,131	878,601	1,309,200

**1 Household Spending Table 1. Difficulty Paying Usual Household Expenses in the Last 7 Days, by Select Characteristics: United States**  
 2 Source: U.S. Census Bureau Household Pulse Survey, Week 21.  
 3 Note: These data are experimental. Users should take caution using estimates based on subpopulations of the data – sample sizes may be small and the standard errors may be large.\*\*  
 4 Total Population 18 Years and Older

Select characteristics	Total	Difficulty paying for usual household expenses during the coronavirus pandemic				
		Not at all difficult	A little difficult	Somewhat difficult	Very difficult	Did not report
<b>Total</b>	249,170,916	96,975,073	52,599,458	47,053,763	42,703,980	9,838,641
<b>Age</b>						
18 - 24	23,359,387	6,283,829	5,537,490	5,876,659	3,778,988	1,882,421
25 - 39	67,492,318	20,156,575	14,338,029	14,035,948	15,947,949	3,013,817
40 - 54	62,070,196	22,560,000	12,362,928	12,136,222	12,909,290	2,101,756
55 - 64	43,554,002	18,607,718	9,367,050	7,981,053	6,308,921	1,289,261
65 and above	52,695,013	29,366,952	10,993,961	7,023,881	3,758,832	1,551,387
<b>Sex</b>						
Male	120,531,610	49,098,687	25,721,667	21,374,803	19,436,010	4,900,443
Female	128,639,306	47,876,386	26,877,791	25,678,960	23,267,971	4,938,199
<b>Hispanic origin and Race</b>						
Hispanic or Latino (may be of any race)	42,509,611	9,789,318	9,895,337	10,318,204	10,315,888	2,190,863
White alone, not Hispanic	156,218,432	72,453,174	32,400,638	25,604,898	20,637,426	5,122,296
Black alone, not Hispanic	27,583,658	6,391,881	5,382,751	6,485,013	7,875,711	1,448,302
Asian alone, not Hispanic	12,808,134	5,405,250	2,881,143	2,423,104	1,481,102	617,535
Two or more races + Other races, not Hispanic	10,051,081	2,935,450	2,039,589	2,222,545	2,393,853	459,645
<b>Education</b>						
Less than high school	20,690,363	3,624,080	4,750,451	4,415,959	6,386,401	1,513,472
High school or GED	76,917,351	24,413,736	15,762,980	16,839,051	16,189,223	3,712,362
Some college/associate's degree	75,945,562	25,730,041	16,950,371	16,300,388	14,219,294	2,745,467
Bachelor's degree or higher	75,617,640	43,207,216	15,135,656	9,498,365	5,909,063	1,867,341
<b>Marital status</b>						
Married	135,636,595	64,195,802	28,252,082	22,671,678	16,799,203	3,717,830
Widowed	10,474,806	4,507,333	2,614,169	1,696,711	1,316,064	340,528
Divorced/separated	35,910,533	10,328,585	7,357,359	7,914,547	9,388,220	921,821
Never married	64,313,050	17,405,309	14,064,580	14,484,813	14,914,254	3,444,094
Did not report	2,835,932	538,044	311,268	286,014	286,239	1,414,368
<b>Household size</b>						
1 person in the household	19,464,512	8,603,302	3,887,118	3,130,288	3,204,425	639,378
2 people in the household	76,836,413	38,913,062	15,054,772	11,542,245	8,860,332	2,466,003
3 people in the household	48,937,872	18,041,901	10,888,774	9,824,243	8,329,963	1,852,991

## Public Use Files

# Household Pulse Survey Public Use File (PUF)



Microdata files contain individual responses to survey questions. They can be used to create custom tabulations and allow users to delve further into the rich detail collected in the Household Pulse Survey (HPS). All weekly HPS microdata files are released two weeks after the [Household Pulse Survey Data Tables](#).

Each of the weekly releases include a Public Use Data File (PUF), a replicate weight data file, and a data dictionary.



### Sections on this page:

- [Phase 3 PUF Releases](#)
- [Phase 2 PUF Releases](#)
- [Phase 1 PUF Releases](#)

## Phase 3 PUF Releases

Household Pulse Survey PUF: December 9– December 21

 [HPS Week 21 PUF SAS](#) [87.9 MB]

 [HPS Week 21 PUF CSV](#) [69.6 MB]

Household Pulse Survey PUF: November 25 – December 7

 [HPS Week 20 PUF SAS](#) [90.9 MB]

 [HPS Week 20 PUF CSV](#) [72 MB]