

## EPC Entity Profiles & Connectivity Questions

Beginning in FY 2019, Connectivity Questions will no longer appear in the applicant profile.

Additionally, all references to voice services will be removed per Commission rules.

### Managing an Organization's Entity Profile Data - Independent School

SAVE DRAFT

#### Create An Organization

**Name \***  
test\_IS

**Please Select An Organization Type \***  
Applicant

**Applicant Entity Type \***  
School

**Physical Address**

**Address Line 1 \***  
700, 12th St NW

**Address Line 2**

**City \***  
DC

**State \***  
DC

**County**

**Zip Code \***  
20005

**Zip Code Extension**

Click the button below to get standard USPS address

**VERIFY MY ADDRESS**

**Latitude / Longitude**

**User-entered Latitude**

**User-entered Longitude**

**Latitude**

**Longitude**

**LOOKUP URBAN/RURAL STATUS**

The user can enter the Urban/Rural status and the system also calculates this status based on the input Latitude/Longitude values.

#### Latitude / Longitude

**User-entered Latitude**  
38.8987

**User-entered Longitude**  
-77.0286

*We were unable to determine your latitude and longitude. To determine your Urban/Rural status, please enter values in User-entered Latitude and User-entered Longitude fields. For further assistance, please contact USAC's Client Service Bureau at 888-203-8100.*

**LOOKUP URBAN/RURAL STATUS**

**Urban/Rural**

**User Entered Urban/Rural Status**

Rural  
 Urban

**Latitude**

**Longitude**

**Urban/Rural Status**

Rural  
 Urban

### Mailing Address

Mailing address is the same as physical address.

**Address Line 1**  
700 12TH ST NW

**Address Line 2**

**City**  
WASHINGTON

**State**  
DC

**County**

**Zip Code**  
20005

**Zip Code Extension**

### Other Methods of Contact

**Phone Number \***  
202-772-2000

Ex. 000-000-0000

**Phone Number Extension**

**Email**  
test@mallinator.com

**Confirm Email**  
test@mallinator.com

**Website URL**

**FCC Registration Number** ⓘ

When you click 'Continue', below is the next input screen.

## Create An Organization

### School Information

**School Sub-Type \***

Public School

Private School

**Is this school part of a school district? \***

Yes

No

**Number of Full Time Students \***

**Peak Number of Part-Time Students \***

**Total Number of Part-Time Students \***

**Total Number of Students Eligible for National School Lunch Program (NSLP) ⓘ \***

**Community Eligibility Program (CEP)? \***

Yes

No

**Does this organization have an endowment? \***

Yes

No

## School-type: 'Public School'

SAVE DRAFT

### Create An Organization

#### School Information

**School Sub-Type \***

Public School  
 Private School

**Check All That Apply**

Pre-K  
 Head Start  
 Adult Education  
 Juvenile Justice  
 Dormitory  
 Charter School

**Number of Full Time Students \***

**Total Number of Part-Time Students \***

**Community Eligibility Program (CEP)? \***

Yes  
 No

**Does this organization have an endowment? \***

Yes  
 No

**State School Code**

**Is this school part of a school district? \***

Yes  
 No

Tribal School  
 New Construction School  
 ESA School  
 BIE  
 ESA School District with no Schools

**Peak Number of Part-Time Students \***

**Total Number of Students Eligible for National School Lunch Program (NSLP) \***

## School-type: 'Private School'

SAVE DRAFT

### Create An Organization

#### School Information

**School Sub-Type \***

Public School  
 Private School

**Check All That Apply**

Pre-K  
 Head Start  
 Adult Education  
 Juvenile Justice  
 Dormitory

**Number of Full Time Students \***

**Total Number of Part-Time Students \***

**Community Eligibility Program (CEP)? \***

Yes  
 No

**Does this organization have an endowment? \***

Yes  
 No

**NCES Private School ID**

**Is this school part of a school district? \***

Yes  
 No

Charter School  
 Tribal School  
 New Construction School  
 ESA School District with no Schools

**Peak Number of Part-Time Students \***

**Total Number of Students Eligible for National School Lunch Program (NSLP) \***

PREVIOUS CANCEL SUBMIT

If the public school is a 'New Construction School', an additional question if the student counts are based on an estimate is posted.

[SAVE DRAFT](#)

## Create An Organization

### School Information

**School Sub-Type \***

Public School  
 Private School

**Check All That Apply**

Pre-K  
 Head Start  
 Adult Education  
 Juvenile Justice  
 Dormitory  
 Charter School

**Are the student counts based on an estimate? \***

Yes  
 No

**Number of Full Time Students \***

**Peak Number of Part-Time Students \***

**Total Number of Part-Time Students \***

**Total Number of Students Eligible for National School Lunch Program (NSLP) \***

**Community Eligibility Program (CEP)? \***

Yes  
 No

**Does this organization have an endowment? \***

Yes  
 No

**Is this school part of a school district? \***

Yes  
 No

Tribal School  
 New Construction School  
 ESA School  
 BIE  
 ESA School District with no Schools

If the school participates in the National School Lunch Program (NSLP) Community Eligibility Program (CEP), the CEP percentage is required.

**Number of Full Time Students \***

**Peak Number of Part-Time Students \***

**Total Number of Part-Time Students \***

**Total Number of Students Eligible for National School Lunch Program (NSLP) \***

**Community Eligibility Program (CEP)? \***

Yes  
 No

**Does this organization have an endowment? \***

Yes  
 No

**State School Code**

**State LEA Code**

**NCES Public State Code**

**NCES Public District Code**

**NCES Public Building Code**

**CEP Percentage \***

If not CEP, an alternative discount method is required. Also, if the school has an endowment, the current value of the endowment is requested.

<b>Number of Full Time Students *</b> 100	<b>Peak Number of Part-Time Students *</b> 50
<b>Total Number of Part-Time Students *</b> 70	<b>Total Number of Students Eligible for National School Lunch Program (NSLP) *</b> 60
<b>Community Eligibility Program (CEP)? *</b> <input type="radio"/> Yes <input checked="" type="radio"/> No	<b>Alternative Discount Method *</b> None <small>Indicate if an alternative discount mechanism was used to calculate the number of students eligible for NSLP</small>
<b>Does this organization have an endowment? *</b> <input checked="" type="radio"/> Yes <input type="radio"/> No	<b>What is the current value of the endowment?</b> \$0.00
<b>State School Code</b> <input type="text"/>	
<b>State LEA Code</b> <input type="text"/>	
<b>NCES Public State Code</b> <input type="text"/>	
<b>NCES Public District Code</b> <input type="text"/>	
<b>NCES Public Building Code</b> <input type="text"/>	
<input type="button" value="PREVIOUS"/> <input type="button" value="CANCEL"/>	<input type="button" value="SUBMIT"/>

## Manage Connectivity Questions – Independent School

If

**Beginning in FY 2019, Connectivity Questions will no longer appear in the applicant profile.**

‘Other’ option is selected as a response to

the biggest barriers question, then an additional input is requested.

Records / Applicant Entities  
**#17227925 - test\_IS**

Summary Customer Service Modifications Additional Information Discount Rate Category Two Budget Contracts FCC Forms FRN Appeals News **Related Actions**

### Manage Connectivity Questions

**test\_IS (BEN: 17227925)**

The following questions are intended to gather feedback from schools and libraries on the sufficiency of their internet access, wide area network connections and the internal connections (e.g. Wi-Fi) in meeting their needs. These questions are designed to provide comprehensive insight into the current state of connectivity for schools and libraries, including services and equipment not funded by the E-rate program. The questions are informational only and will not affect the funding commitments in any way.

#### Connectivity Questions

**What is the total bandwidth speed from this location (including non E-rate supported services)?**

<b>Download Speed *</b> <input type="text"/>	<b>Download Speed Units *</b> --- Select a Value ---
<b>Upload Speed *</b> <input type="text"/>	<b>Upload Speed Units *</b> --- Select a Value ---

**What is the predominant connection type coming to this location? \***  
--- Select a Value ---

**How sufficient is the quality of the Wi-Fi at this location? \***  
--- Select a Value ---

**What are your biggest barriers to having a robust internal network in your classrooms at this location? \***  
--- Select a Value ---

## Manage Connectivity Questions

test\_IS (BEN: 17227925)

The following questions are intended to gather feedback from schools and libraries on the sufficiency of their Internet access, wide area network connections and the internal connections (e.g. Wi-Fi) in meeting their needs. These questions are designed to provide comprehensive insight into the current state of connectivity for schools and libraries, including services and equipment not funded by the E-rate program. The questions are informational only and will not affect the funding commitments in any way.

### Connectivity Questions

What is the total bandwidth speed from this location (including non E-rate supported services)?

Download Speed \*

100

Download Speed Units \*

Mbps

Upload Speed \*

100

Upload Speed Units \*

Mbps

What is the predominant connection type coming to this location? \*

Cable Modem

How sufficient is the quality of the Wi-Fi at this location? \*

Mostly

What are your biggest barriers to having a robust internal network in your classrooms at this location? \*

Other

If Other, please specify \*

CANCEL

SAVE & CLOSE

## Managing an Organization's Entity Profile Data - School District

SAVE DRAFT

### Create An Organization

Name \*

test-SD

Please Select An Organization Type \*

Applicant

Applicant Entity Type \*

School District

#### Physical Address

Address Line 1 \*

700, 12st NW

County

Address Line 2

Zip Code \*

20005

City \*

DC

Zip Code Extension

State \*

DC

#### Mailing Address

Mailing address is the same as physical address.

Address Line 1

700, 12st NW

County

Address Line 2

Zip Code

20005

City

DC

Zip Code Extension

State

DC

### Other Methods of Contact

**Phone Number \***  **Phone Number Extension**

Ex. 000-000-0000

**Email**

**Confirm Email**

**Website URL**

**FCC Registration Number**

School District Sub-Type: 'Public School District'

### Create An Organization

#### School District Information

**School District Sub-Type \***

- Public School District
- Private School District

**Check All That Apply**

- Charter School District
- ESA School District

**Does this organization have an endowment? \***

- Yes
- No

**State School Code**

**State LEA Code**

**NCES Public State Code**

**NCES Public District Code**

**NCES Public Building Code**

If the school district has an endowment, the current value of the endowment is requested.





Records / Applicant Entities  
**#17227926 - test-SD**

CREATE A NEW USER | ADD OR REMOVE EXISTING USERS | MANAGE ORGANIZATION | ...

Summary | Customer Service | Modifications | Additional Information | Discount Rate | Contracts | FCC Forms | FRN Appeals | News | Related Actions

### Organization Details

**Name** test-SD  
**Entity Number** 17227926  
**FCC Registration Number**

**Applicant Type** School District  
**Status** Active

### Contact Information

**Physical Address** 700, 12st NW  
 DC, DC 20005  
**Mailing Address** 700, 12st NW  
 DC, DC 20005

**Phone Number** 202-772-2000  
**Email** test@mailinator.com  
**Website URL**

### Account Administrator

An Account Administrator has not been indicated.

### General Contact

A General Contact has not been indicated.

### Applicant Attributes

**School District Sub-Type**

- Public School District
- Private School District
- Charter School District
- ESA School District

**Does this organization have an endowment?** No

**State School Code**  
**State LEA Code**  
**NCES Public State Code**  
**NCES Public District**

Records / Applicant Entities  
**#17227924 - Test**

Summary | Customer Service | Modifications | Additional Information | Discount Rate | Contracts | FCC Forms | FRN Appeals | News | Related Actions

## Manage Organization Relationships

Please make a selection below to add or remove an organization relationship

### How would you like to manage your organization relationships?

REMOVE A RELATIONSHIP | ADD AN ESA MEMBER | ADD A CHILD ENTITY | SIGN UP FOR A CONSORTIUM | ADD A CONSULTING FIRM

CANCEL

Adding a child entity:



### Relate to Another Entity

Please enter search criteria below and hit search to continue

#### What organization type are you looking for?

Select an Organization Type \*

School

#### Which organization are you looking for?

BEN Search

Name Search

test

State Search

DC

Zip Code Search

CANCEL PREVIOUS

SEARCH



### Relate to Another Entity

Please select an organization to create a relationship

#### Current School Relationships

BEN	Name	City	State	Zip Code
No Items available				

#### Add School Relationship(s)

<input type="checkbox"/>	BEN	Name	City	State	Zip Code
<input type="checkbox"/>	17226816	test ORG	Crypton	DC	22554
<input checked="" type="checkbox"/>	17227921	test	WASHINGTON	DC	20036

CANCEL PREVIOUS

SUBMIT

## Manage Connectivity Questions – School District

**Beginning in FY 2019, Connectivity Questions will no longer appear in the applicant profile.**

If the school district aggregates internet access for the entire district and responds 'Yes':

Records / Applicant Entities  
#17227924 - Test

Summary Customer Service Modifications Additional Information Discount Rate Contracts FCC Forms FRN Appeals News **Related Actions**

### Manage Connectivity Questions

**Test (BEN: 17227924)**

The following questions are intended to gather feedback from schools and libraries on the sufficiency of their Internet access, wide area network connections and the internal connections (e.g. Wi-Fi) in meeting their needs. These questions are designed to provide comprehensive insight into the current state of connectivity for schools and libraries, including services and equipment not funded by the E-rate program. The questions are informational only and will not affect the funding commitments in any way.

#### District-wide Internet Access Questions

Does your school district currently aggregate Internet access for the entire district (as opposed to buying Internet access on a building-by-building basis)?

Records / Applicant Entities  
#17227924 - Test

Summary Customer Service Modifications Additional Information Discount Rate Contracts FCC Forms FRN Appeals News **Related Actions**

### Manage Connectivity Questions

**Test (BEN: 17227924)**

The following questions are intended to gather feedback from schools and libraries on the sufficiency of their Internet access, wide area network connections and the internal connections (e.g. Wi-Fi) in meeting their needs. These questions are designed to provide comprehensive insight into the current state of connectivity for schools and libraries, including services and equipment not funded by the E-rate program. The questions are informational only and will not affect the funding commitments in any way.

#### District-wide Internet Access Questions

Does your school district currently aggregate Internet access for the entire district (as opposed to buying Internet access on a building-by-building basis)?

**Please give the total (aggregate) Internet access bandwidth speed for the school district (including non E-rate supported services)**

Download Speed *	Download Speed Units *
<input type="text"/>	<input type="text" value="--- Select a Value ---"/>
Upload Speed *	Upload Speed Units *
<input type="text"/>	<input type="text" value="--- Select a Value ---"/>

News Tasks (11) Records Reports Actions Avatar

## Manage Connectivity Questions

**Test (BEN: 17227924)**

The following questions are intended to gather feedback from schools and libraries on the sufficiency of their Internet access, wide area network connections and the internal connections (e.g. Wi-Fi) in meeting their needs. These questions are designed to provide comprehensive insight into the current state of connectivity for schools and libraries, including services and equipment not funded by the E-rate program. The questions are informational only and will not affect the funding commitments in any way.

**Per-Entity Basis Questions**

Entity Name	BEN	Download	Units	Upload	Units	Connection	Wifi Sufficient	Barriers to Robust Network	
test	17227921								Edit

**Connectivity Questions - test**

What is the total bandwidth speed from this location (including non E-rate supported services)?

Download Speed \*  Download Speed Units \*

Upload Speed \*  Upload Speed Units \*

What is the predominant connection type coming to this location? \*  How sufficient is the quality of the Wi-Fi at this location? \*

What are your biggest barriers to having a robust internal network in your classrooms at this location? \*

[SAVE CHANGES](#)

[BACK](#) [CLOSE](#)

If the school district does not aggregate internet access for the entire district and responds 'No':

Records / Applicant Entities

## #17227926 - test-SD

Summary Customer Service Modifications Additional Information Discount Rate Contracts FCC Forms FRN Appeals News **Related Actions**

## Manage Connectivity Questions

**test-SD (BEN: 17227926)**

The following questions are intended to gather feedback from schools and libraries on the sufficiency of their Internet access, wide area network connections and the internal connections (e.g. Wi-Fi) in meeting their needs. These questions are designed to provide comprehensive insight into the current state of connectivity for schools and libraries, including services and equipment not funded by the E-rate program. The questions are informational only and will not affect the funding commitments in any way.

**District-wide Internet Access Questions**

Does your school district currently aggregate Internet access for the entire district (as opposed to buying Internet access on a building-by-building basis)?

[CANCEL](#) [SAVE & CONTINUE](#)



## Manage Connectivity Questions

### test-SD (BEN: 17227926)

The following questions are intended to gather feedback from schools and libraries on the sufficiency of their Internet access, wide area network connections and the internal connections (e.g. Wi-Fi) in meeting their needs. These questions are designed to provide comprehensive insight into the current state of connectivity for schools and libraries, including services and equipment not funded by the E-rate program. The questions are informational only and will not affect the funding commitments in any way.

### Per-Entity Basis Questions

Entity Name	BEN	Download	Units	Upload	Units	Connection	Wifi Sufficient	Barriers to Robust Network	
test	17227921								Edit

### Connectivity Questions - test

What is the total bandwidth speed from this location (including non E-rate supported services)?

Download Speed \*

Download Speed Units \*

Upload Speed \*

Upload Speed Units \*

What is the predominant connection type coming to this location? \*

How sufficient is the quality of the Wi-Fi at this location? \*

What are your biggest barriers to having a robust internal network in your classrooms at this location? \*

SAVE CHANGES

# Managing an Organization's Entity Profile Data - Independent Library

The user can enter the Urban/Rural status and the system also calculates this status based on the input Latitude/Longitude values.

**News** **Tasks (11)** **Records** **Reports** **Actions**

SAVE DRAFT

### Create An Organization

**Name \***  
Test:IDL

**Please Select An Organization Type \***  
Applicant

**Applicant Entity Type \***  
Library

**Physical Address**

**Address Line 1 \***  
700, 12th st NW

**Address Line 2**

**City \***  
DC

**State \***  
DC

**County**

**Zip Code \***  
20005

**Zip Code Extension**

Click the button below to get standard USPS address

**VERIFY MY ADDRESS**

**Latitude / Longitude**

**User-entered Latitude**  
38.8899

**User-entered Longitude**  
-77.009

**Latitude**

**Longitude**

**LOOKUP URBAN/RURAL STATUS**

**Urban/Rural**

**User Entered Urban/Rural Status**  
 Rural  
 Urban

**Urban/Rural Status**  
 Rural  
 Urban

**Mailing Address**

Mailing address is the same as physical address.

**Address Line 1**  
700, 12th st NW

**Address Line 2**

**City**  
DC

**State**  
DC

**County**

**Zip Code**  
20005

**Zip Code Extension**

**Other Methods of Contact**

**Phone Number \***  
202-572-5721  
Ex. 000-000-0000

**Phone Number Extension**

**Email**  
test@mailinator.com

**Confirm Email**  
test@mailinator.com


**Website URL**

**FCC Registration Number**

**CANCEL** **CONTINUE**

When you click 'Continue', the below is the next input screen.

# Library Sub-Type: 'Public Library'

News Tasks (11) Records Reports Actions  Admin

[SAVE DRAFT](#)

## Create An Organization

### Library Information

**Library Sub-Type \***

Public Library  
 Private Library

**Check All That Apply**

Academic  
 Research  
 Tribal Library  
 Bookmobile  
 Kiosk  
 New Construction Library  
 Main Branch  
 State Library Agency - Library

**FSCS KEY**

**FSCS SEQ**

**Is this library part of a library system? \***

Yes  
 No



**Square Footage \***

You will need to provide your square footage in order to apply for any Category 2 funding.

**Locale Code**



If the public library is a 'Main Branch', additional input to determine the associated school district is requested.

News Tasks (11) Records Reports Actions  

SAVE DRAFT

## Create An Organization

### Library Information

**Library Sub-Type \***

Public Library  
 Private Library

**Check All That Apply**

Academic  
 Research  
 Tribal Library  
 Bookmobile  
 Kiosk  
 New Construction Library  
 Main Branch  
 State Library Agency - Library


**is this library part of a library system? \***

Yes  
 No

**Square Footage \***

1750

You will need to provide your square footage in order to apply for any Category 2 funding.

**Locale Code** 

**FSCS KEY**

**FSCS SEQ**

### Associated School District

This Library is currently not associated with a school district. Please Use the search below to associate it with a school district

**Search for School Districts**

**BEN Search**

**Name Search**


**State Search**

**Zip Code Search**

BEN	NAME	CITY	STATE	ZIP CODE
<input checked="" type="checkbox"/>	168 School district1 In review	Washington	DC	20036
<input type="checkbox"/>	608 HT School District Application 1	Washington	DC	22036
<input type="checkbox"/>	682 ESA School Test	fairfax	DC	22030
<input type="checkbox"/>	819 DC School District #1	Washington	DC	20024
<input type="checkbox"/>	864 SB School District 2	EI	DC	74125

<< < 1 - 5 of 144 >>

If the public library is not part of a library system, then additional input to determine the associated school district is requested.

News Tasks (11) Records Reports Actions 

SAVE DRAFT

## Create An Organization

### Library Information

**Library Sub-Type \***

Public Library  
 Private Library

**Check All That Apply**

Academic  
 Research  
 Tribal Library  
 Bookmobile  
 Kiosk  
 New Construction Library  
 Main Branch  
 State Library Agency - Library

**Is this library part of a library system? \***

Yes  
 No

**Square Footage \***

1750

You will need to provide your square footage in order to apply for any Category 2 funding.

**Locale Code**

FSCS KEY

FSCS SEQ

### Associated School District

This Library is currently not associated with a school district. Please Use the search below to associate it with a school district

**Search for School Districts**

**BEN Search**

**Name Search**

**State Search**

**Zip Code Search**

BEN	NAME	CITY	STATE	ZIP CODE
<input checked="" type="checkbox"/>	168 School district1 In reviewr	Washington	DC	20036
<input type="checkbox"/>	608 HT School District Application 1	Washington	DC	22036
<input type="checkbox"/>	682 ESA School Test	fairfax	DC	22030
<input type="checkbox"/>	819 DC School District #1	Washington	DC	20024
<input type="checkbox"/>	864 SB School District 2	EI	DC	74125

« < 1 - 5 of 144 > »

# Library Sub-Type: 'Private Library'

The screenshot shows a web application interface for creating a library organization. At the top, there is a navigation bar with links for 'News', 'Tasks (11)', 'Records', 'Reports', and 'Actions'. A user profile icon is visible in the top right corner. The main content area is titled 'Create An Organization' and includes a 'SAVE DRAFT' button. Below the title is the 'Library Information' section. It features a 'Library Sub-Type' dropdown menu with 'Public Library' and 'Private Library' options, where 'Private Library' is selected. Underneath, there is a 'Check All That Apply' section with several checkboxes: 'Academic', 'Research', 'Tribal Library', 'Bookmobile', 'Kiosk', 'New Construction Library', and 'Main Branch'. To the right of these options, there is a question 'Is this library part of a library system?' with 'Yes' selected. Below this is a 'Square Footage' input field containing the value '1750'. A note states: 'You will need to provide your square footage in order to apply for any Category 2 funding.' At the bottom of this section is a 'Locale Code' input field. At the very bottom of the form, there are three buttons: 'PREVIOUS', 'CANCEL', and 'SUBMIT'.

News Tasks (11) Records Reports Actions

SAVE DRAFT

## Create An Organization

### Library Information

**Library Sub-Type \***

Public Library

Private Library

**Check All That Apply**

Academic

Research

Tribal Library

Bookmobile

Kiosk

New Construction Library

Main Branch

**Is this library part of a library system? \***

Yes

No

**Square Footage \***

1750

You will need to provide your square footage in order to apply for any Category 2 funding.

**Locale Code**

PREVIOUS CANCEL SUBMIT

If the private library is a 'Main Branch', additional input to determine the associated school district is requested.

**Create An Organization**

**Library Information**

Library Sub-Type \*

- Public Library
- Private Library

Check All That Apply

- Academic
- Research
- Tribal Library
- Bookmobile
- Kiosk
- New Construction Library
- Main Branch

Is this library part of a library system? \*

- Yes
- No

Square Footage \*

1750

You will need to provide your square footage in order to apply for any Category 2 funding.

Locale Code

**Associated School District**

This Library is currently not associated with a school district. Please Use the search below to associate it with a school district

**Search for School Districts**

BEN Search

Name Search

State Search

DC

Zip Code Search

CLEAR FILTERS SEARCH

BEN	NAME	CITY	STATE	ZIP CODE
<input checked="" type="checkbox"/>	168 School district1 in review	Washington	DC	20036
<input type="checkbox"/>	608 HT School District Application 1	Washington	DC	22036
<input type="checkbox"/>	682 ESA School Test	fairfax	DC	22030
<input type="checkbox"/>	819 DC School District #1	Washington	DC	20024
<input type="checkbox"/>	864 SB School District 2	EI	DC	74125

PREVIOUS CANCEL SUBMIT

If the private library is not part of a library system, then additional input to determine the associated school district is requested.

News Tasks (11) Records Reports Actions [Profile Icon] [Logout]

SAVE DRAFT

## Create An Organization

### Library Information

**Library Sub-Type \***

Public Library

Private Library

**Check All That Apply**

Academic

Research

Tribal Library

Bookmobile

Kiosk

New Construction Library

Main Branch

**Is this library part of a library system? \***

Yes

No

**Square Footage \***

1750

You will need to provide your square footage in order to apply for any Category 2 funding.

**Locale Code**

### Associated School District

This Library is currently not associated with a school district. Please Use the search below to associate it with a school district

#### Search for School Districts

**BEN Search**

**Name Search**

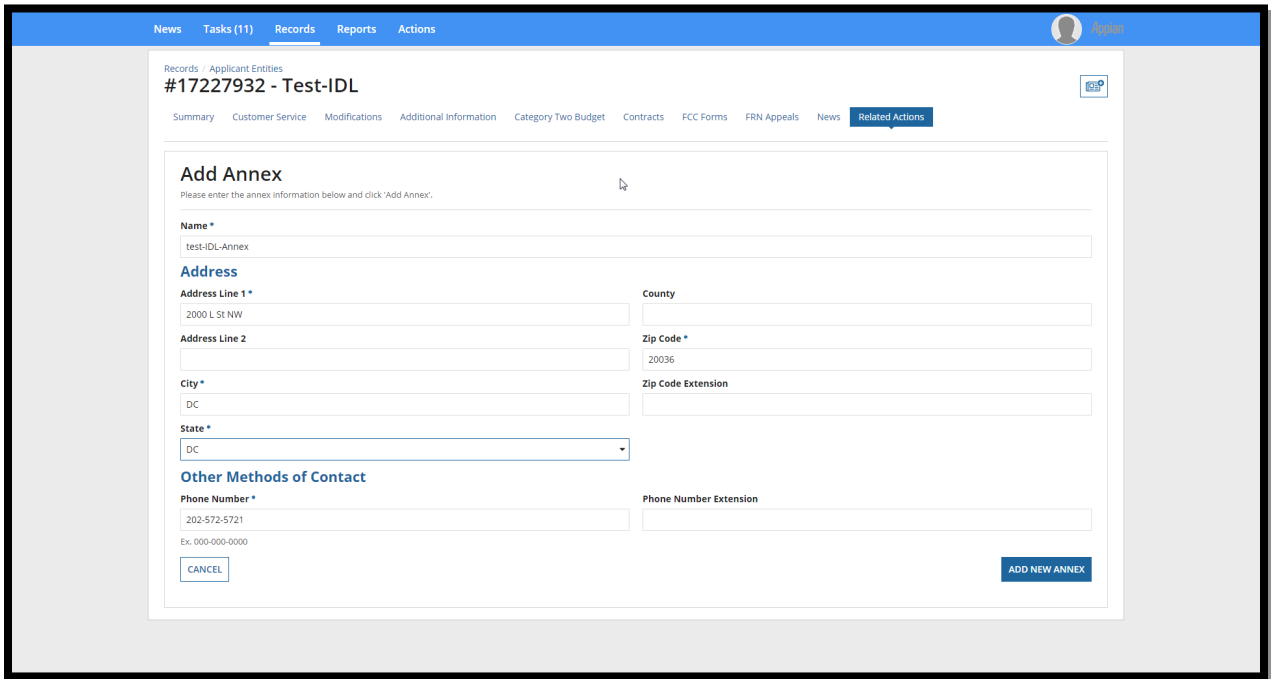
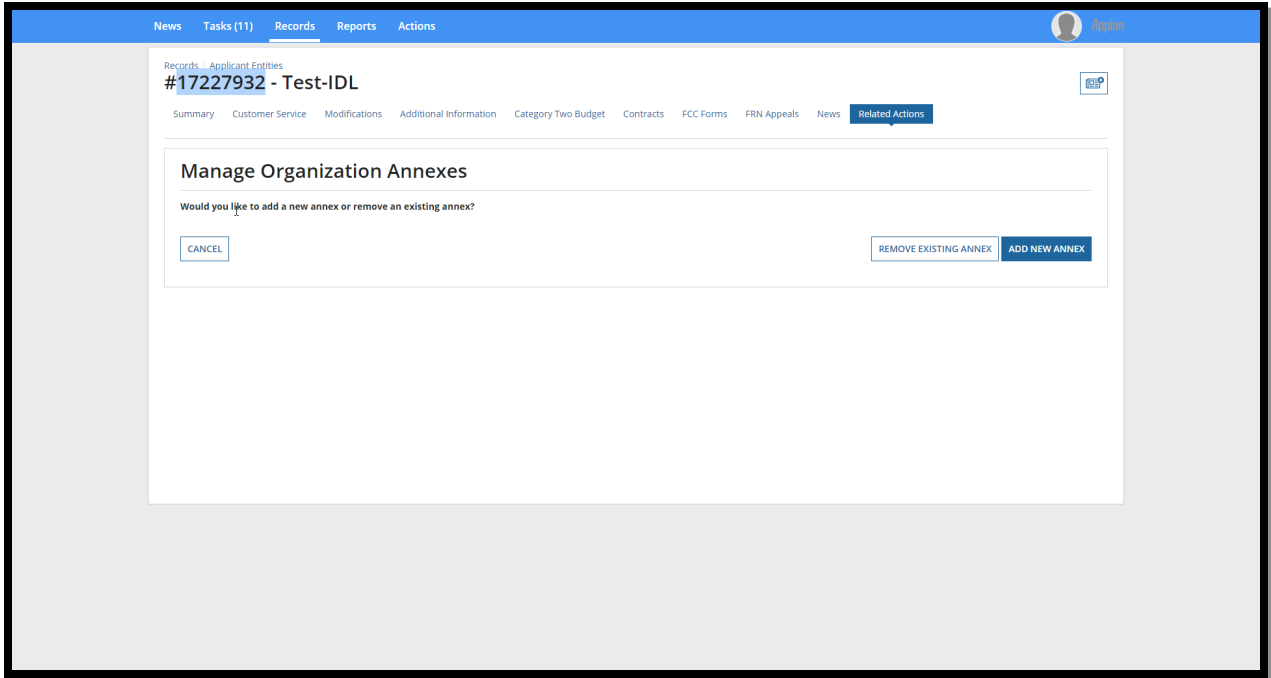
**State Search**

**Zip Code Search**

<input type="checkbox"/>	BEN	NAME	CITY	STATE	ZIP CODE
<input checked="" type="checkbox"/>	168	School district1 In reviewr	Washington	DC	20036
<input type="checkbox"/>	608	HT School District Application 1	Washington	DC	22036
<input type="checkbox"/>	682	ESA School Test	fairfax	DC	22030
<input type="checkbox"/>	819	DC School District #1	Washington	DC	20024
<input type="checkbox"/>	864	SB School District 2	El	DC	74125

« < 1 - 5 of 144 > »

Clicking 'Submit' creates the organization. After a library (organization) is created, it can manage its annexes as below.



Clicking 'Add New Annex' creates the new annex under the Library Organization.

# Manage Connectivity Questions – Independent Library

**Beginning in FY 2019, Connectivity Questions will no longer appear in the applicant profile.**

News Tasks (11) Records Reports Actions

Records Applicant Entities  
**#892 - 924 Library**

Summary Customer Service Modifications Additional Information Discount Rate Category Two Budget Contracts FCC Forms FRN Appeals News **Related Actions**

### Manage Connectivity Questions

**924 Library (BEN: 892)**

The following questions are intended to gather feedback from schools and libraries on the sufficiency of their internet access, wide area network connections and the internal connections (e.g. Wi-Fi) in meeting their needs. These questions are designed to provide comprehensive insight into the current state of connectivity for schools and libraries, including services and equipment not funded by the E-rate program. The questions are informational only and will not affect the funding commitments in any way.

#### Connectivity Questions

What is the total bandwidth speed from this location (including non E-rate supported services)?

Download Speed \*  Download Speed Units \*

Upload Speed \*  Upload Speed Units \*

What is the predominant connection type coming to this location? \*  How sufficient is the quality of the Wi-Fi at this location? \*

What are your biggest barriers to having a robust internal network in your classrooms at this location? \*

If 'Other' is chosen as a response to biggest barriers question, additional information is requested.

Records / Applicant Entities

## #892 - 924 Library



Summary Customer Service Modifications Additional Information Discount Rate Category Two Budget Contracts FCC Forms FRN Appeals News **Related Actions**

### Manage Connectivity Questions

#### 924 Library (BEN: 892)

The following questions are intended to gather feedback from schools and libraries on the sufficiency of their Internet access, wide area network connections and the internal connections (e.g. Wi-Fi) in meeting their needs. These questions are designed to provide comprehensive insight into the current state of connectivity for schools and libraries, including services and equipment not funded by the E-rate program. The questions are informational only and will not affect the funding commitments in any way.

#### Connectivity Questions

What is the total bandwidth speed from this location (including non E-rate supported services)?

Download Speed \*

Download Speed Units \*

Upload Speed \*

Upload Speed Units \*

What is the predominant connection type coming to this location? \*

How sufficient is the quality of the Wi-Fi at this location? \*

What are your biggest barriers to having a robust internal network in your classrooms at this location? \*

If Other, please specify \*

CANCEL

SAVE & CLOSE



# Managing an Organization's Entity Profile Data – Library System

**SAVE DRAFT**

## Create An Organization

**Name \***  
test-LS

**Please Select An Organization Type \***  
Applicant

**Applicant Entity Type \***  
Library System

### Physical Address

**Address Line 1 \***  
700, 12st NW

**Address Line 2**

**City \***  
DC

**State \***  
DC

**County**

**Zip Code \***  
20005

**Zip Code Extension**

### Mailing Address

Mailing address is the same as physical address.

**Address Line 1**  
700, 12st NW

**Address Line 2**

**City**  
DC

**State**  
DC

**County**

**Zip Code**  
20005

**Zip Code Extension**

### Other Methods of Contact

**Phone Number \***  
202-772-2000  
Ex. 000-000-0000

**Phone Number Extension**

**Email**  
test@mailinator.com

**Confirm Email**  
test@mailinator.com

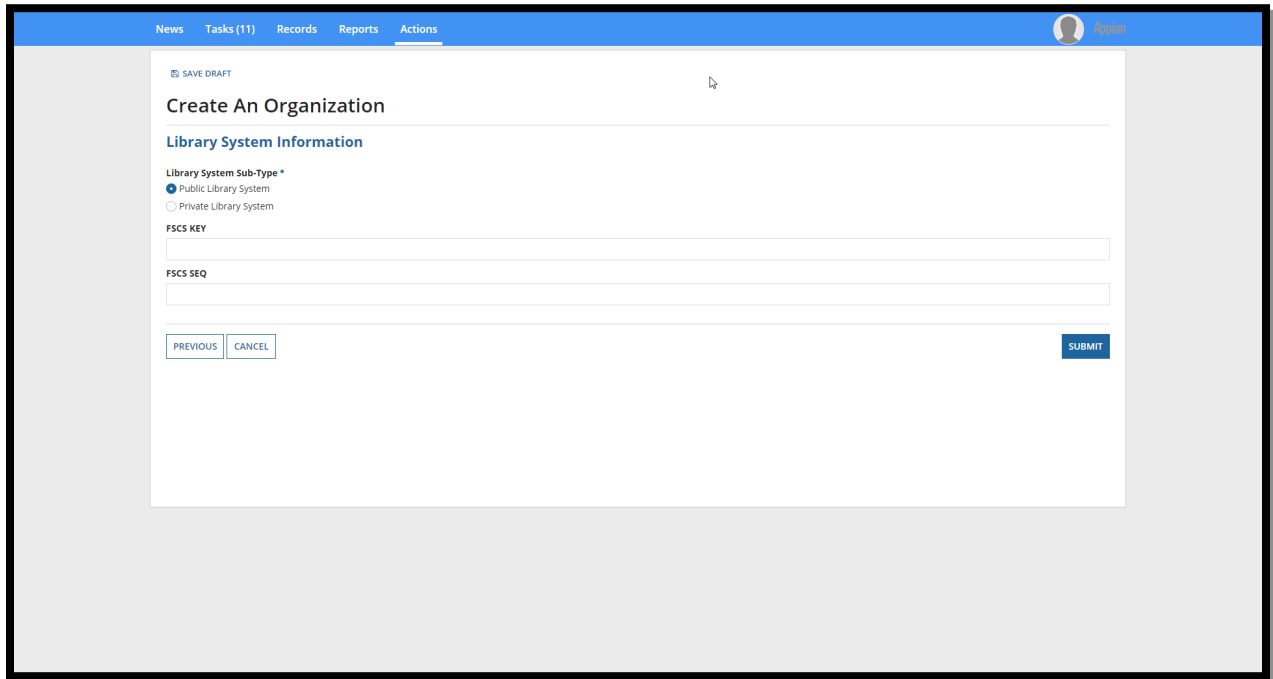
**Website URL**

**FCC Registration Number**

**CANCEL** **CONTINUE**

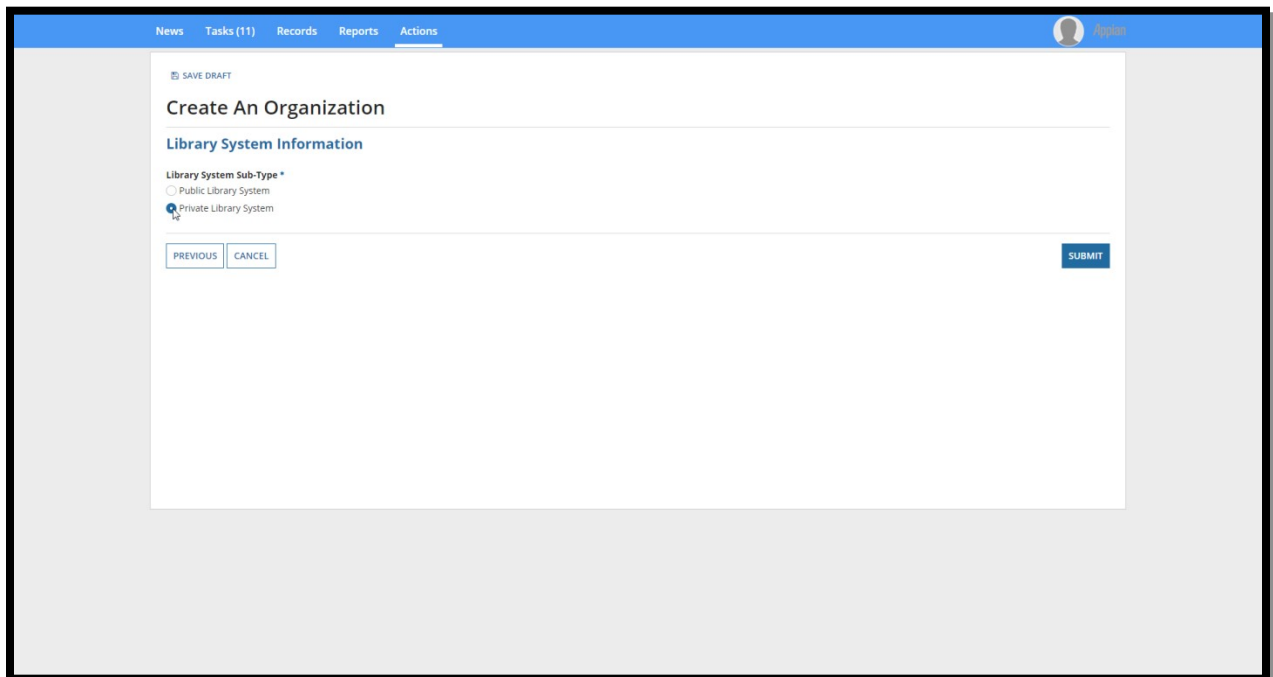
When you click 'Continue', the below is the next input screen.

## Library System Sub-Type: 'Public Library System'



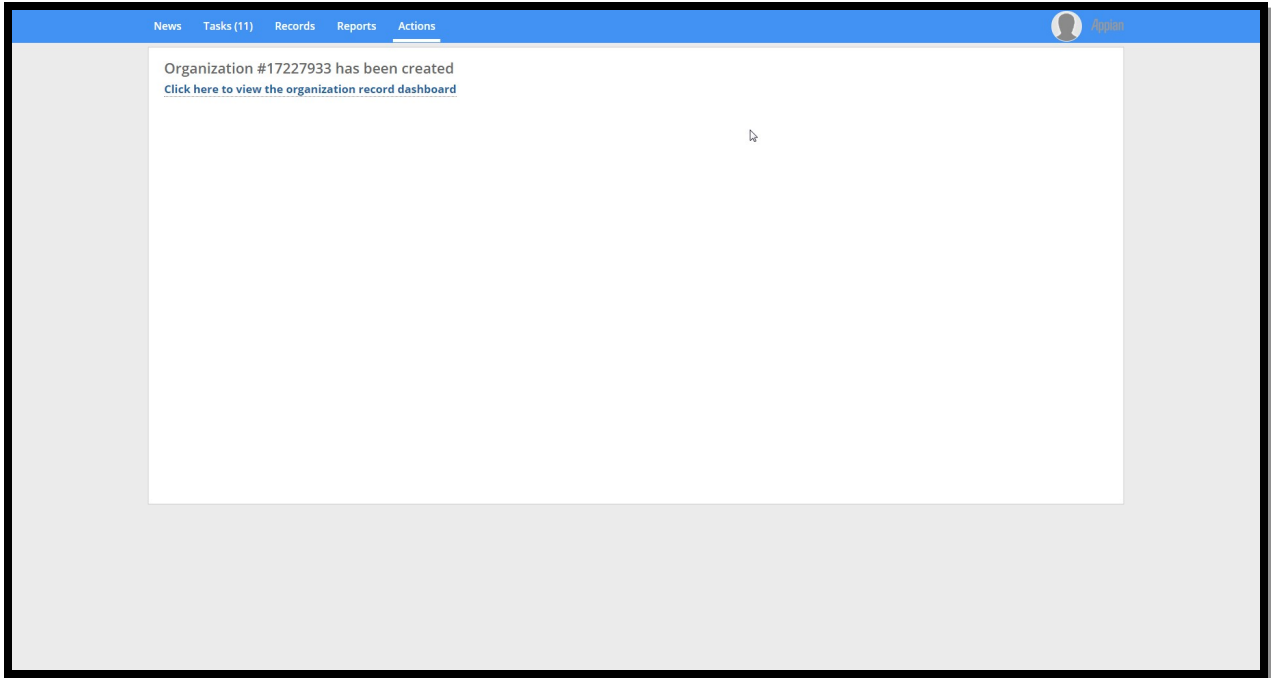
The screenshot shows a web application interface for creating an organization. At the top, there is a blue navigation bar with the following menu items: News, Tasks (11), Records, Reports, and Actions. On the right side of the navigation bar, there is a user profile icon and the name 'Rajeev'. Below the navigation bar, there is a 'SAVE DRAFT' button. The main heading is 'Create An Organization'. Underneath, there is a section titled 'Library System Information'. This section contains a radio button group for 'Library System Sub-Type \*'. The 'Public Library System' option is selected, while 'Private Library System' is unselected. Below the radio buttons, there are two text input fields labeled 'FSCS KEY' and 'FSCS SEQ'. At the bottom of the form, there are three buttons: 'PREVIOUS', 'CANCEL', and 'SUBMIT'.

## Library System Sub-Type: 'Private Library System'

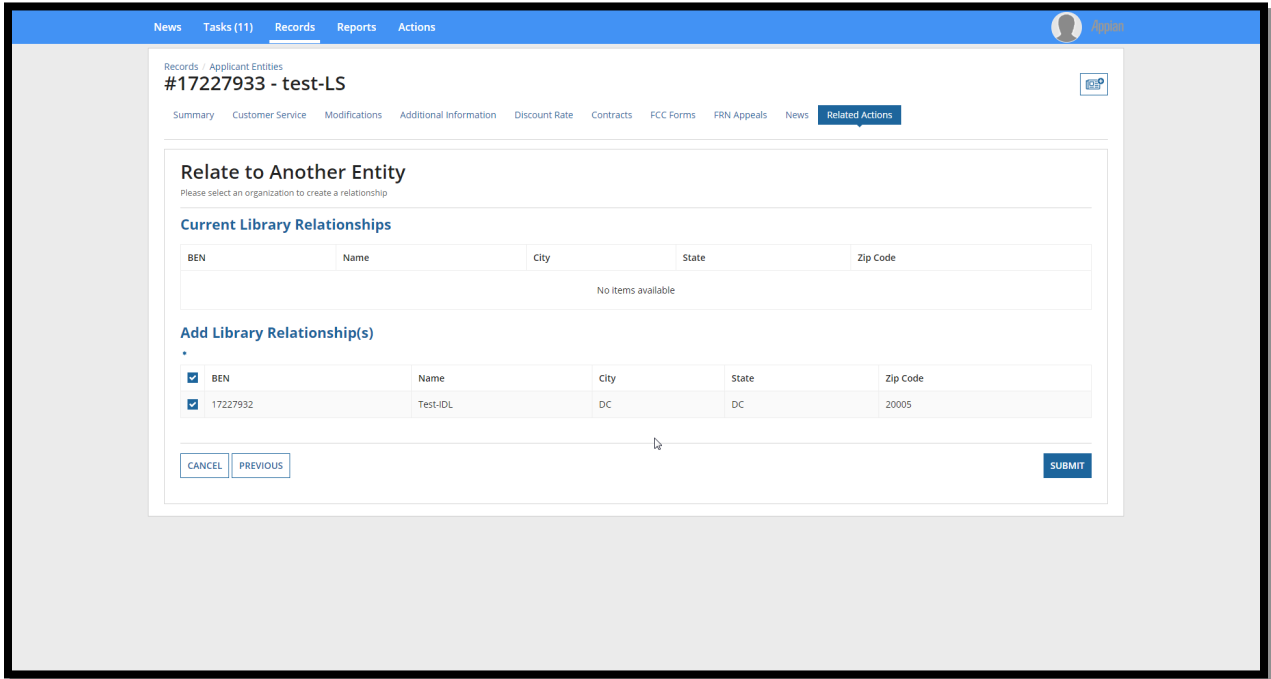


The screenshot shows the same web application interface as the previous one, but with the 'Private Library System' option selected in the 'Library System Sub-Type \*' radio button group. The 'Public Library System' option is now unselected. The 'FSCS KEY' and 'FSCS SEQ' input fields are still present but empty. The 'PREVIOUS', 'CANCEL', and 'SUBMIT' buttons remain at the bottom of the form.

Clicking 'Submit' creates the organization.



Manage Organization Relationships



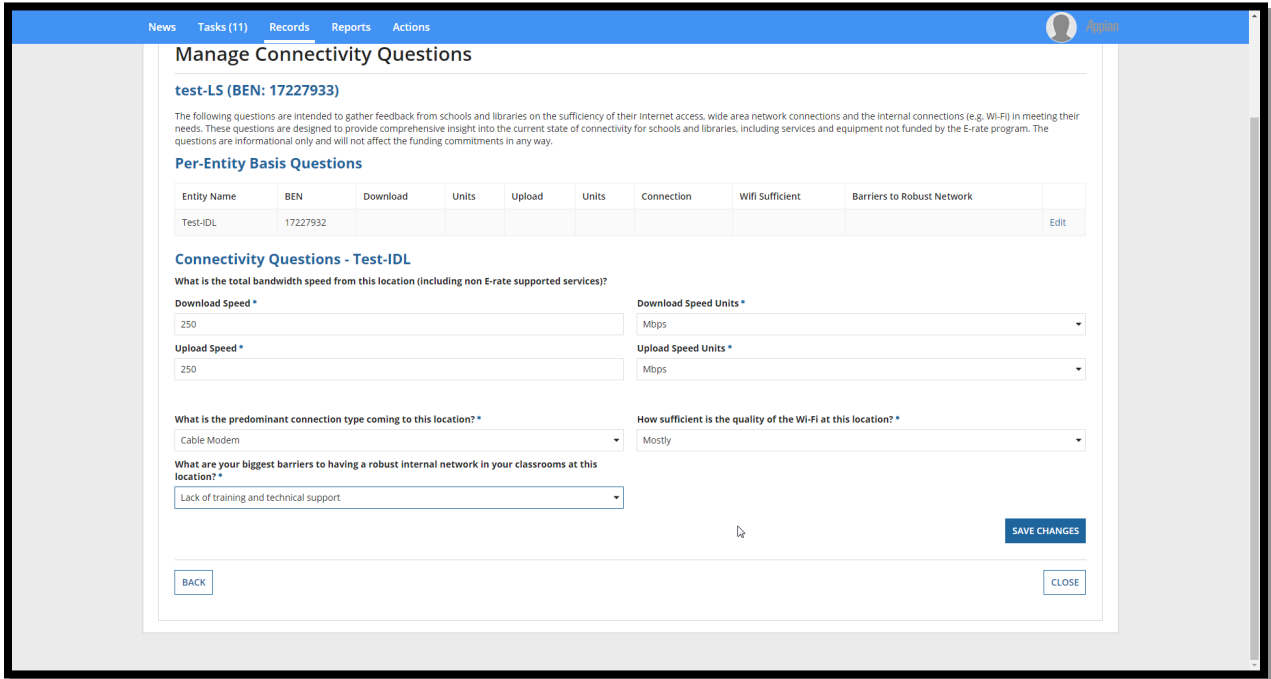
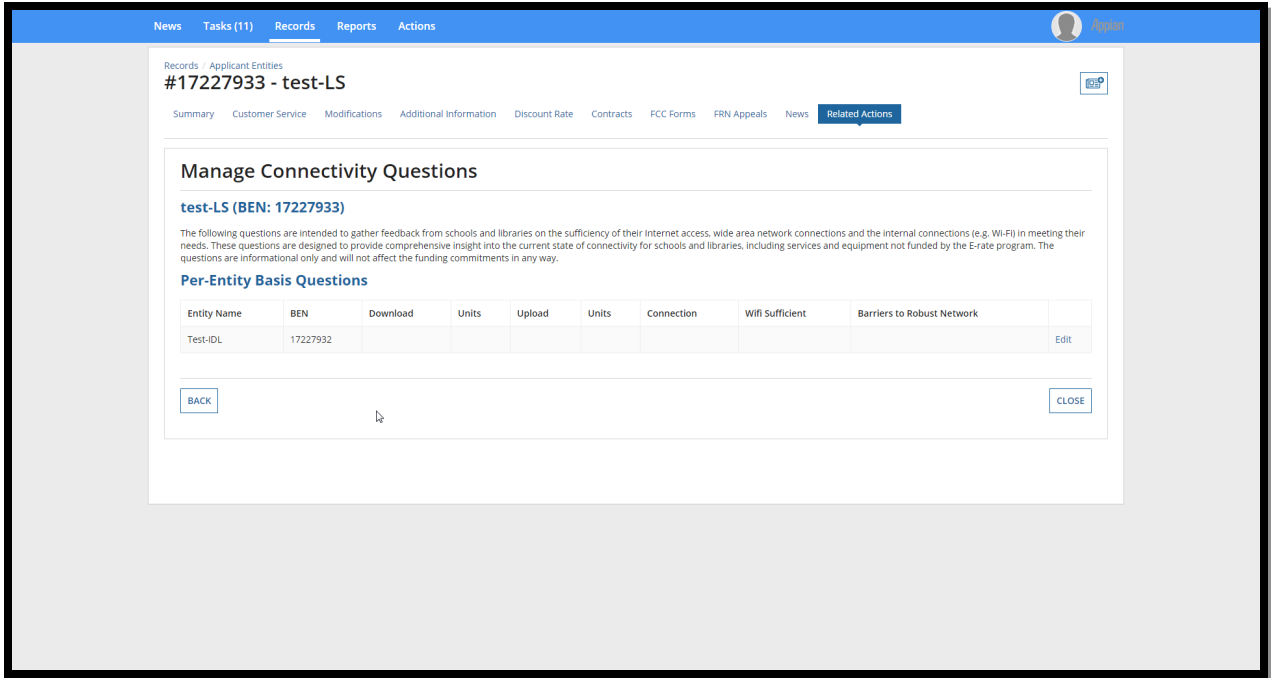
Clicking 'Submit' establishes the relationship.

# Manage Connectivity Questions – Library System

**Beginning in FY 2019, Connectivity Questions will no longer appear in the applicant profile.**

If 'Yes' is the response to the question regarding aggregate internet access for the library system:

The screenshot shows a web application interface for managing connectivity questions. The top navigation bar includes 'News', 'Tasks (11)', 'Records', 'Reports', and 'Actions'. The user is logged in as 'Admin'. The main content area is titled 'Manage Connectivity Questions' for applicant '#17227933 - test-LS'. Below the title, there is a sub-section 'System-wide Internet Access Questions' with a question: 'Does your library system currently aggregate Internet access for the entire system (as opposed to buying Internet access on a building-by-building basis)?'. The 'YES' button is selected. Below this, there are four input fields: 'Download Speed \*', 'Download Speed Units \*', 'Upload Speed \*', and 'Upload Speed Units \*'. The 'Download Speed Units \*' and 'Upload Speed Units \*' fields are dropdown menus with the text '--- Select a Value ---'. At the bottom of the form, there are 'CANCEL' and 'SAVE & CONTINUE' buttons.



If 'Other' is chosen as a response to biggest barriers question, additional information is requested.

News Tasks (11) Records Reports Actions [User Profile]

### Manage Connectivity Questions

**test-LS (BEN: 17227933)**

The following questions are intended to gather feedback from schools and libraries on the sufficiency of their Internet access, wide area network connections and the internal connections (e.g. Wi-Fi) in meeting their needs. These questions are designed to provide comprehensive insight into the current state of connectivity for schools and libraries, including services and equipment not funded by the E-rate program. The questions are informational only and will not affect the funding commitments in any way.

**Per-Entity Basis Questions**

Entity Name	BEN	Download	Units	Upload	Units	Connection	Wifi Sufficient	Barriers to Robust Network	
Test-IDL	17227932								Edit

**Connectivity Questions - Test-IDL**

What is the total bandwidth speed from this location (including non E-rate supported services)?

Download Speed \*  Download Speed Units \*

Upload Speed \*  Upload Speed Units \*

What is the predominant connection type coming to this location? \*

How sufficient is the quality of the Wi-Fi at this location? \*

What are your biggest barriers to having a robust internal network in your classrooms at this location? \*

If Other, please specify \*

[SAVE CHANGES](#)

[BACK](#) [CLOSE](#)

If 'No' is the response to the question regarding aggregate internet access:

News Tasks (11) Records Reports Actions [User Profile]

Records / Applicant Entities

### #17227933 - test-LS

Summary Customer Service Modifications Additional Information Discount Rate Contracts FCC Forms FRN Appeals News **Related Actions**

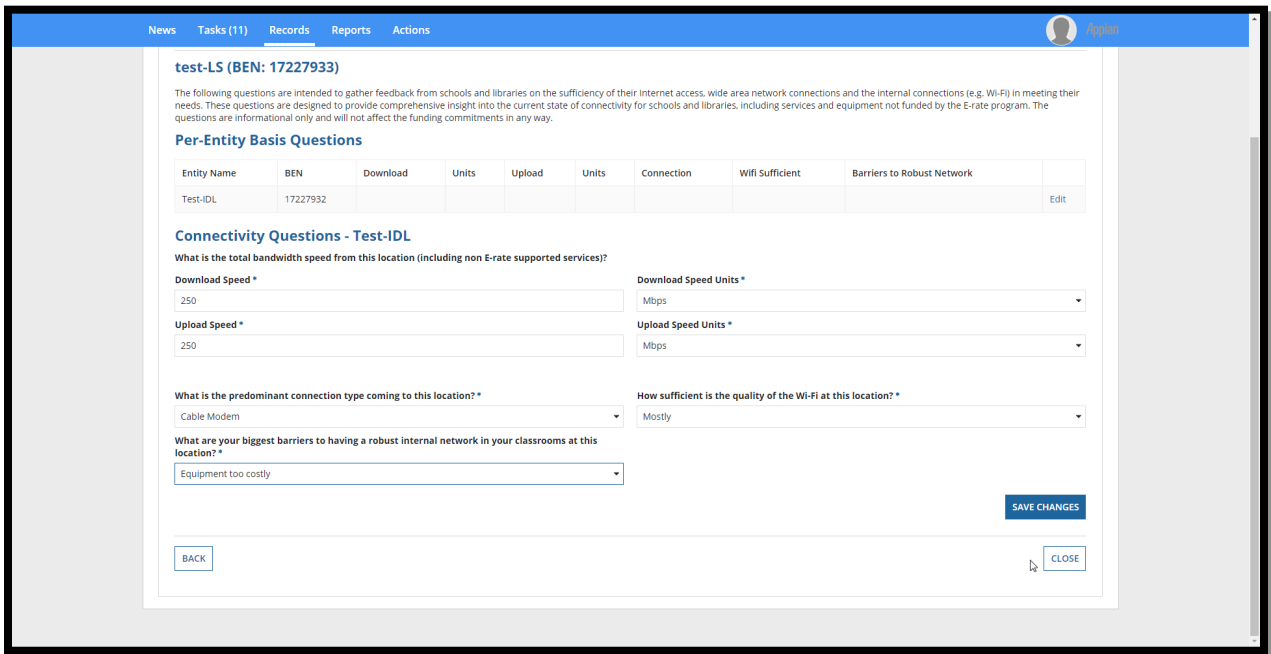
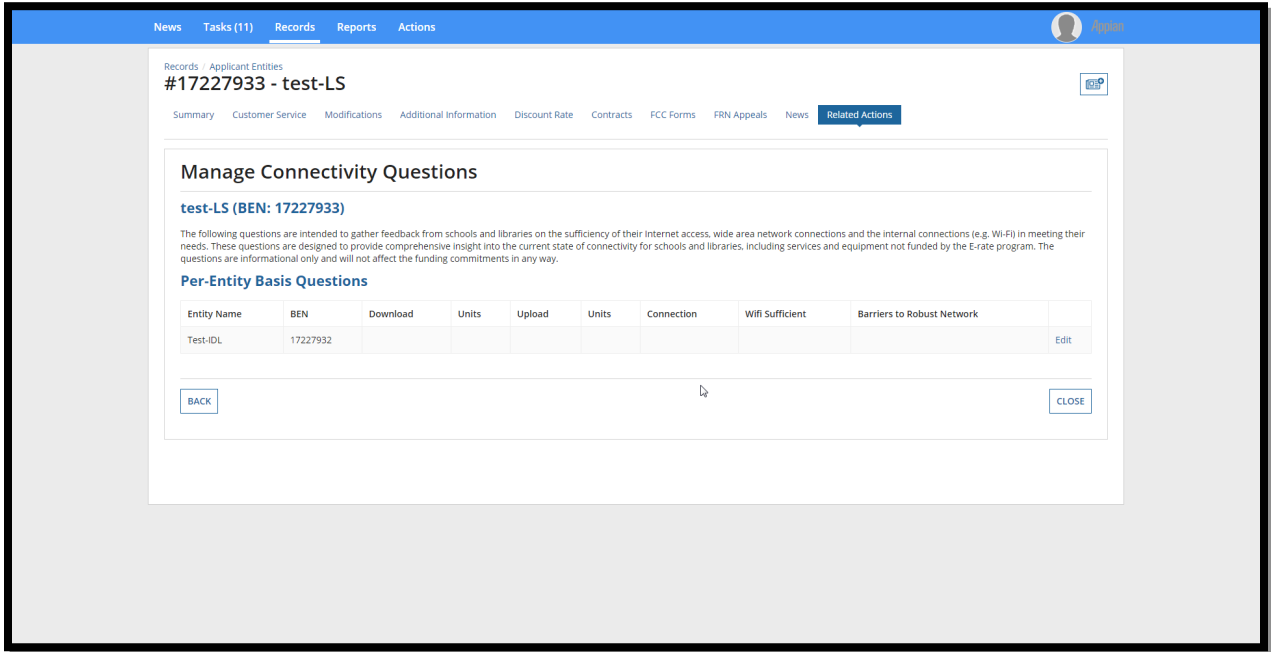
### Manage Connectivity Questions

**test-LS (BEN: 17227933)**

The following questions are intended to gather feedback from schools and libraries on the sufficiency of their Internet access, wide area network connections and the internal connections (e.g. Wi-Fi) in meeting their needs. These questions are designed to provide comprehensive insight into the current state of connectivity for schools and libraries, including services and equipment not funded by the E-rate program. The questions are informational only and will not affect the funding commitments in any way.

**System-wide Internet Access Questions**

Does your library system currently aggregate Internet access for the entire system (as opposed to buying Internet access on a building-by-building basis)?



If 'Other' is chosen as a response to biggest barriers question, additional information is requested.

News Tasks (11) Records Reports Actions Appian

## Manage Connectivity Questions

**test-LS (BEN: 17227933)**

The following questions are intended to gather feedback from schools and libraries on the sufficiency of their Internet access, wide area network connections and the internal connections (e.g. Wi-Fi) in meeting their needs. These questions are designed to provide comprehensive insight into the current state of connectivity for schools and libraries, including services and equipment not funded by the E-rate program. The questions are informational only and will not affect the funding commitments in any way.

### Per-Entity Basis Questions

Entity Name	BEN	Download	Units	Upload	Units	Connection	Wifi Sufficient	Barriers to Robust Network	
Test-IDL	17227932								Edit

### Connectivity Questions - Test-IDL

What is the total bandwidth speed from this location (including non E-rate supported services)?

**Download Speed \***  
 **Download Speed Units \***  
 Mbps

**Upload Speed \***  
 **Upload Speed Units \***  
 Mbps

**What is the predominant connection type coming to this location? \***  
 Cable Modem

**How sufficient is the quality of the Wi-Fi at this location? \***  
 Sometimes

**What are your biggest barriers to having a robust internal network in your classrooms at this location? \***

**If Other, please specify \***

[SAVE CHANGES](#)

[BACK](#) [CLOSE](#)

## Managing an Organization's Entity Profile Data – Consortium

News Tasks (14) Records Reports Actions Appian

[SAVE DRAFT](#)

## Create An Organization

**Name \***

**Please Select An Organization Type \***  
 Applicant

**Applicant Entity Type \***  
 Consortium

### Physical Address

**Address Line 1 \***

**Address Line 2**

**City \***

**State \***


**County**

**Zip Code \***

**Zip Code Extension**

### Mailing Address



News Tasks (14) Records Reports Actions  Admin

Mailing address is the same as physical address.

<b>Address Line 1</b> 700, 12st NW	<b>County</b>
<b>Address Line 2</b>	<b>Zip Code</b> 20005
<b>City</b> DC	<b>Zip Code Extension</b>
<b>State</b> DC	

**Other Methods of Contact**

<b>Phone Number *</b> 202-772-2000 <small>Ex. 000-000-0000</small>	<b>Phone Number Extension</b>
<b>Email</b> test@mailinator.com	
<b>Confirm Email</b> test@mailinator.com	
<b>Website URL</b>	

**FCC Registration Number** ⓘ

When you click 'Continue', the below is the next input screen.

Consortium Sub-Type: 'State -wide'

The screenshot shows a web application interface with a blue header bar containing navigation links: News, Tasks (14), Records, Reports, and Actions. A user profile icon and the name 'Ajay' are visible in the top right corner. Below the header, there is a 'SAVE DRAFT' button. The main heading is 'Create An Organization'. Underneath, the section is titled 'Consortium Information'. It features a 'Consortium System Sub-Type' dropdown menu with the following options: 

- State-wide
- ESA Consortium

Below this, a 'Please select one' section contains four radio button options: 


- State Library Agency - Consortium
- State Education Agency
- Other State Agency
- Non-Profit Purchasing Group

At the bottom of the form, there are three buttons: 'PREVIOUS', 'CANCEL', and 'SUBMIT'.

Consortium Sub-Type: 'ESA Consortium'


This screenshot is identical to the one above, but the 'ESA Consortium' radio button is now selected, and the 'State-wide' checkbox is unchecked. The rest of the interface, including the header, navigation, and other form elements, remains the same.


Clicking 'Submit' creates the organization.

News Tasks (14) Records Reports Actions  Applan

Organization #17227934 has been created  
[Click here to view the organization record dashboard](#)

Manage Organization Relationships

News Tasks (14) Records Reports Actions  Applan

Records / Applicant Entities  
**#17227934 - test-CS** 

Summary Customer Service Modifications Additional Information Contracts FCC Forms FRN Appeals News **Related Actions**

### Manage Organization Relationships

Please make a selection below to add or remove an organization relationship

**How would you like to manage your organization relationships?**

**REMOVE A RELATIONSHIP** **ADD CONSORTIUM MEMBER** **ADD A CONSULTING FIRM**

**CANCEL**

News Tasks (14) **Records** Reports Actions Applan

Summary Customer Service Modifications Additional Information Contracts FCC Forms FRN Appeals News **Related Actions**

### Add Consortium Member

Please enter search criteria below and hit search to continue

**What organization type are you looking for?**

Select an Organization Type \*

Library System

**Which organization are you looking for?**

BEN Search  Name Search

State Search

News Tasks (14) **Records** Reports Actions Applan

Summary Customer Service Modifications Additional Information Contracts FCC Forms FRN Appeals News **Related Actions**

### Add Consortium Member

Please select an organization to create a relationship

**Current Relationship(s)**

BEN	Name	Address	City	State	Zip Code
No items available					

**Add Relationship(s)**

<input checked="" type="checkbox"/>	BEN	Name	Address	City	State	Zip Code
<input checked="" type="checkbox"/>	17227933	test-LS	700, 12st NW	DC	DC	20005

Clicking 'Submit' establishes the relationship and a new consortium member is created.