











PCNASP data collection and transmission diagrams with burden (Revision)

	Awardees' partners*	Awardee	CDC	Burden (annual)		
				Awardees' partners	Awardee	Total
In-hospital data					26	26
Pre-hospital data					6	6
					40	40
Hospital inventory data				325	104	429
TOTAL				325	176	501

* Burden on awardees' partners is not accounted for in-hospital, pre-hospital, or post-hospital data, because data is routinely collected through existing data systems/processes that are not unique to PCNASP. Data is transmitted electronically to awardees.

† Burden of primary data collection is accounted for.

PCNASP data collection and transmission diagrams with burden (OMB No. 0920-1108; expiration 09/30/2022)

	Awardees' partners*	Awardee	CDC	Burden (annual)		
				Awardees' partners	Awardee	Total
In-hospital data					18	18
Pre-hospital data					4	4
					56	56
Post-hospital data					14	14
					8	8
Hospital inventory data				189	72	261
TOTAL				189	172	361

* Burden on awardees' partners is not accounted for in-hospital, pre-hospital, or post-hospital data, because data is routinely collected through existing data systems/processes that are not unique to PCNASP. Data is transmitted electronically to awardees.

† Burden of primary data collection is accounted for.