

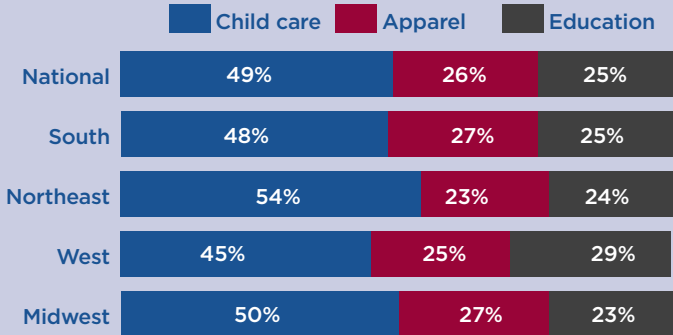
# U.S. CELL PHONE, CHILD CARE, AND TRAVEL EXPENSES

## Consumer Expenditure Survey

Of the money families with children spent on child care, apparel, and education, around 50% was on child care. These data are from 2012 to 2016.

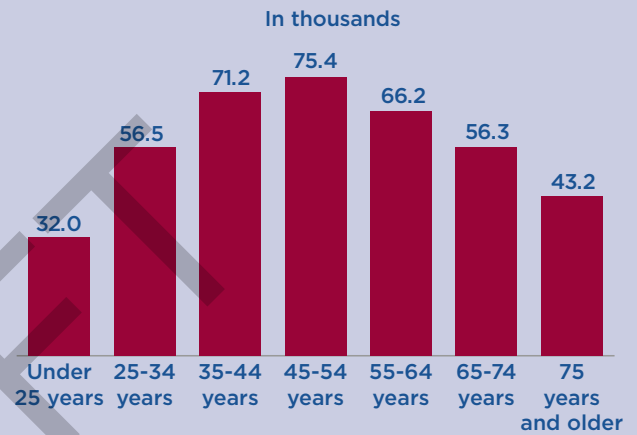
In 2018, average annual spending peaked at 45 to 54 years old, but was lower in older ages.

Shares of Child-Related Expenses among Families with Children, by Region



Source: Consumer Expenditure data, 2012-2016  
[www.bls.gov/opub/btn/volume-7/tradeoffs-in-the-expenditure-patterns-of-families-with-children.htm?view\\_full](http://www.bls.gov/opub/btn/volume-7/tradeoffs-in-the-expenditure-patterns-of-families-with-children.htm?view_full)


Average Annual Expenditures by Age



Source: 2018 Consumer Expenditure Survey

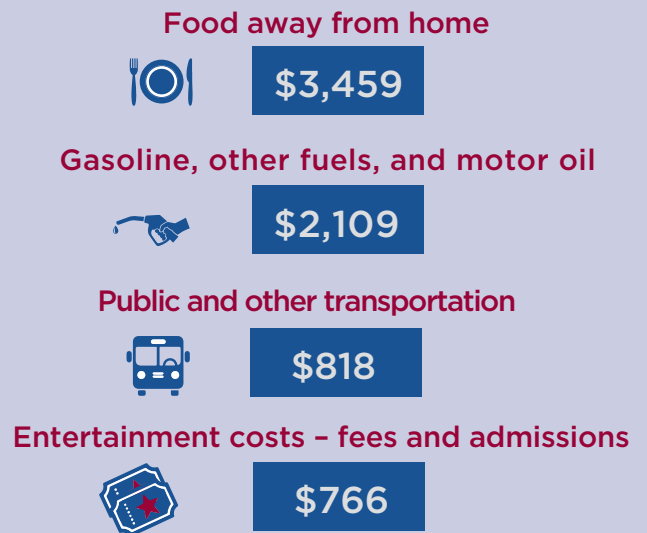


Cellular services cost on average \$99 a month in 2018. Costs ranged from \$55 to \$161 depending on income level, with higher costs for households with higher annual incomes.



Source: 2018 Consumer Expenditure Survey

## Annual Travel Costs in 2018



Source: 2018 Consumer Expenditure Survey