

EPC Entity Profiles & Connectivity Questions

Beginning in FY 2019, Connectivity Questions will no longer appear in the applicant profile.

Additionally, all references to voice services will be removed per Commission rules.

Managing an Organization's Entity Profile Data - Independent School

SAVE DRAFT

Create An Organization

Name *
test_IS

Please Select An Organization Type *
Applicant

Applicant Entity Type *
School

Physical Address

Address Line 1 *
700, 12th St NW

Address Line 2

City *
DC

State *
DC

County

Zip Code *
20005

Zip Code Extension

Click the button below to get standard USPS address

VERIFY MY ADDRESS

Latitude / Longitude

User-entered Latitude

User-entered Longitude

Latitude

Longitude

LOOKUP URBAN/RURAL STATUS

The user can enter the Urban/Rural status and the system also calculates this status based on the input Latitude/Longitude values.

Latitude / Longitude

User-entered Latitude
38.8987

User-entered Longitude
-77.0286

We were unable to determine your latitude and longitude. To determine your Urban/Rural status, please enter values in User-entered Latitude and User-entered Longitude fields. For further assistance, please contact USAC's Client Service Bureau at 888-203-8100.

LOOKUP URBAN/RURAL STATUS

Urban/Rural

User Entered Urban/Rural Status

Rural
 Urban

Latitude

Longitude

Urban/Rural Status

Rural
 Urban

Mailing Address

Mailing address is the same as physical address.

Address Line 1
700 12TH ST NW

Address Line 2

City
WASHINGTON

State
DC

County

Zip Code
20005

Zip Code Extension

Other Methods of Contact

Phone Number *
202-772-2000

Ex. 000-000-0000

Phone Number Extension

Email
test@mallinator.com

Confirm Email
test@mallinator.com

Website URL

FCC Registration Number ⓘ

When you click 'Continue', below is the next input screen.

Create An Organization

School Information

School Sub-Type *

Public School

Private School

Is this school part of a school district? *

Yes

No

Number of Full Time Students *

Peak Number of Part-Time Students *

Total Number of Part-Time Students *

Total Number of Students Eligible for National School Lunch Program (NSLP) ⓘ *

Community Eligibility Program (CEP)? *

Yes

No

Does this organization have an endowment? *

Yes

No

School-type: 'Public School'

SAVE DRAFT

Create An Organization

School Information

School Sub-Type *

Public School
 Private School

Check All That Apply

Pre-K
 Head Start
 Adult Education
 Juvenile Justice
 Dormitory
 Charter School

Number of Full Time Students *

Total Number of Part-Time Students *

Community Eligibility Program (CEP)? *

Yes
 No

Does this organization have an endowment? *

Yes
 No

State School Code

Is this school part of a school district? *

Yes
 No

Tribal School
 New Construction School
 ESA School
 BIE
 ESA School District with no Schools

Peak Number of Part-Time Students *

Total Number of Students Eligible for National School Lunch Program (NSLP) *

School-type: 'Private School'

SAVE DRAFT

Create An Organization

School Information

School Sub-Type *

Public School
 Private School

Check All That Apply

Pre-K
 Head Start
 Adult Education
 Juvenile Justice
 Dormitory

Number of Full Time Students *

Total Number of Part-Time Students *

Community Eligibility Program (CEP)? *

Yes
 No

Does this organization have an endowment? *

Yes
 No

NCES Private School ID

Is this school part of a school district? *

Yes
 No

Charter School
 Tribal School
 New Construction School
 ESA School District with no Schools

Peak Number of Part-Time Students *

Total Number of Students Eligible for National School Lunch Program (NSLP) *

PREVIOUS CANCEL SUBMIT

If the public school is a 'New Construction School', an additional question if the student counts are based on an estimate is posted.

SAVE DRAFT

Create An Organization

School Information

School Sub-Type *

Public School
 Private School

Check All That Apply

Pre-K
 Head Start
 Adult Education
 Juvenile Justice
 Dormitory
 Charter School

Are the student counts based on an estimate? *

Yes
 No

Number of Full Time Students *

Peak Number of Part-Time Students *

Total Number of Part-Time Students *

Total Number of Students Eligible for National School Lunch Program (NSLP) *

Community Eligibility Program (CEP)? *

Yes
 No

Does this organization have an endowment? *

Yes
 No

Is this school part of a school district? *

Yes
 No

Tribal School
 New Construction School
 ESA School
 BIE
 ESA School District with no Schools

If the school participates in the National School Lunch Program (NSLP) Community Eligibility Program (CEP), the CEP percentage is required.

Number of Full Time Students *

Peak Number of Part-Time Students *

Total Number of Part-Time Students *

Total Number of Students Eligible for National School Lunch Program (NSLP) *

Community Eligibility Program (CEP)? *

Yes
 No

Does this organization have an endowment? *

Yes
 No

State School Code

State LEA Code

NCES Public State Code

NCES Public District Code

NCES Public Building Code

CEP Percentage *

If not CEP, an alternative discount method is required. Also, if the school has an endowment, the current value of the endowment is requested.

Number of Full Time Students * 100	Peak Number of Part-Time Students * 50
Total Number of Part-Time Students * 70	Total Number of Students Eligible for National School Lunch Program (NSLP) * 60
Community Eligibility Program (CEP)? * <input type="radio"/> Yes <input checked="" type="radio"/> No	Alternative Discount Method * None
Does this organization have an endowment? * <input checked="" type="radio"/> Yes <input type="radio"/> No	Indicate if an alternative discount mechanism was used to calculate the number of students eligible for NSLP
State School Code _____	What is the current value of the endowment? \$0.00
State LEA Code _____	
NCES Public State Code _____	
NCES Public District Code _____	
NCES Public Building Code _____	
<input type="button" value="PREVIOUS"/> <input type="button" value="CANCEL"/>	<input type="button" value="SUBMIT"/>

Manage Connectivity Questions – Independent School

If

Beginning in FY 2019, Connectivity Questions will no longer appear in the applicant profile.

‘Other’ option is selected as a response to

the biggest barriers question, then an additional input is requested.

Records / Applicant Entities
#17227925 - test_IS

Summary Customer Service Modifications Additional Information Discount Rate Category Two Budget Contracts FCC Forms FRN Appeals News **Related Actions**

Manage Connectivity Questions

test_IS (BEN: 17227925)

The following questions are intended to gather feedback from schools and libraries on the sufficiency of their internet access, wide area network connections and the internal connections (e.g. Wi-Fi) in meeting their needs. These questions are designed to provide comprehensive insight into the current state of connectivity for schools and libraries, including services and equipment not funded by the E-rate program. The questions are informational only and will not affect the funding commitments in any way.

Connectivity Questions

What is the total bandwidth speed from this location (including non E-rate supported services)?

Download Speed * _____	Download Speed Units * --- Select a Value ---
Upload Speed * _____	Upload Speed Units * --- Select a Value ---

What is the predominant connection type coming to this location? *
--- Select a Value ---

How sufficient is the quality of the Wi-Fi at this location? *
--- Select a Value ---

What are your biggest barriers to having a robust internal network in your classrooms at this location? *
--- Select a Value ---

Manage Connectivity Questions

test_IS (BEN: 17227925)

The following questions are intended to gather feedback from schools and libraries on the sufficiency of their Internet access, wide area network connections and the internal connections (e.g. Wi-Fi) in meeting their needs. These questions are designed to provide comprehensive insight into the current state of connectivity for schools and libraries, including services and equipment not funded by the E-rate program. The questions are informational only and will not affect the funding commitments in any way.

Connectivity Questions

What is the total bandwidth speed from this location (including non E-rate supported services)?

Download Speed *

100

Download Speed Units *

Mbps

Upload Speed *

100

Upload Speed Units *

Mbps

What is the predominant connection type coming to this location? *

Cable Modem

How sufficient is the quality of the Wi-Fi at this location? *

Mostly

What are your biggest barriers to having a robust internal network in your classrooms at this location? *

Other

If Other, please specify *

CANCEL

SAVE & CLOSE

Managing an Organization's Entity Profile Data - School District

SAVE DRAFT

Create An Organization

Name *

test-SD

Please Select An Organization Type *

Applicant

Applicant Entity Type *

School District

Physical Address

Address Line 1 *

700, 12st NW

County

Address Line 2

Zip Code *

20005

City *

DC

Zip Code Extension

State *

DC

Mailing Address

Mailing address is the same as physical address.

Address Line 1

700, 12st NW

County

Address Line 2

Zip Code

20005

City

DC

Zip Code Extension

State

DC

Other Methods of Contact

Phone Number * **Phone Number Extension**

Ex. 000-000-0000

Email

Confirm Email

Website URL

FCC Registration Number

School District Sub-Type: 'Public School District'

Create An Organization

School District Information

School District Sub-Type *

- Public School District
- Private School District

Check All That Apply

- Charter School District
- ESA School District

Does this organization have an endowment? *

- Yes
- No

State School Code

State LEA Code

NCES Public State Code

NCES Public District Code

NCES Public Building Code

If the school district has an endowment, the current value of the endowment is requested.

SAVE DRAFT

Create An Organization

School District Information

School District Sub-Type *

Public School District
 Private School District

Check All That Apply

Charter School District
 ESA School District

Does this organization have an endowment? *

Yes
 No

What is the current value of the endowment?

\$0.00

State School Code

State LEA Code

NCES Public State Code

NCES Public District Code

NCES Public Building Code

PREVIOUS CANCEL SUBMIT

School District Sub-Type: 'Private School District'

SAVE DRAFT

Create An Organization

School District Information

School District Sub-Type *

Public School District
 Private School District

Does this organization have an endowment? *

Yes
 No

What is the current value of the endowment?

\$0.00

NCES Private School ID

PREVIOUS CANCEL SUBMIT

After the organization is created, the school district can manage its relationships with other organizations such as adding new child entities.

Records / Applicant Entities
#17227926 - test-SD

CREATE A NEW USER | ADD OR REMOVE EXISTING USERS | MANAGE ORGANIZATION | ...

Summary | Customer Service | Modifications | Additional Information | Discount Rate | Contracts | FCC Forms | FRN Appeals | News | Related Actions

Organization Details

Name test-SD
Entity Number 17227926
FCC Registration Number

Applicant Type School District
Status Active

Contact Information

Physical Address 700, 12st NW
 DC, DC 20005
Mailing Address 700, 12st NW
 DC, DC 20005

Phone Number 202-772-2000
Email test@mailinator.com
Website URL

Account Administrator

An Account Administrator has not been indicated.

General Contact

A General Contact has not been indicated.

Applicant Attributes

School District Sub-Type
 Public School District
 Private School District
 Charter School District
 ESA School District

Does this organization have an endowment? No

State School Code
State LEA Code
NCES Public State Code
NCES Public District

Records / Applicant Entities
#17227924 - Test

Summary | Customer Service | Modifications | Additional Information | Discount Rate | Contracts | FCC Forms | FRN Appeals | News | Related Actions

Manage Organization Relationships

Please make a selection below to add or remove an organization relationship

How would you like to manage your organization relationships?

REMOVE A RELATIONSHIP | ADD AN ESA MEMBER | ADD A CHILD ENTITY | SIGN UP FOR A CONSORTIUM | ADD A CONSULTING FIRM

CANCEL

Adding a child entity:



Relate to Another Entity

Please enter search criteria below and hit search to continue

What organization type are you looking for?

Select an Organization Type *

School

Which organization are you looking for?

BEN Search

Name Search

test

State Search

DC

Zip Code Search

CANCEL PREVIOUS

SEARCH



Relate to Another Entity

Please select an organization to create a relationship

Current School Relationships

BEN	Name	City	State	Zip Code
No items available				

Add School Relationship(s)

<input type="checkbox"/>	BEN	Name	City	State	Zip Code
<input type="checkbox"/>	17226816	test ORG	Crypton	DC	22554
<input checked="" type="checkbox"/>	17227921	test	WASHINGTON	DC	20036

CANCEL PREVIOUS

SUBMIT

Manage Connectivity Questions – School District

Beginning in FY 2019, Connectivity Questions will no longer appear in the applicant profile.

If the school district aggregates internet access for the entire district and responds 'Yes':

Records / Applicant Entities
#17227924 - Test

Summary Customer Service Modifications Additional Information Discount Rate Contracts FCC Forms FRN Appeals News **Related Actions**

Manage Connectivity Questions

Test (BEN: 17227924)

The following questions are intended to gather feedback from schools and libraries on the sufficiency of their Internet access, wide area network connections and the internal connections (e.g. Wi-Fi) in meeting their needs. These questions are designed to provide comprehensive insight into the current state of connectivity for schools and libraries, including services and equipment not funded by the E-rate program. The questions are informational only and will not affect the funding commitments in any way.

District-wide Internet Access Questions

Does your school district currently aggregate Internet access for the entire district (as opposed to buying Internet access on a building-by-building basis)?

Records / Applicant Entities
#17227924 - Test

Summary Customer Service Modifications Additional Information Discount Rate Contracts FCC Forms FRN Appeals News **Related Actions**

Manage Connectivity Questions

Test (BEN: 17227924)

The following questions are intended to gather feedback from schools and libraries on the sufficiency of their Internet access, wide area network connections and the internal connections (e.g. Wi-Fi) in meeting their needs. These questions are designed to provide comprehensive insight into the current state of connectivity for schools and libraries, including services and equipment not funded by the E-rate program. The questions are informational only and will not affect the funding commitments in any way.

District-wide Internet Access Questions

Does your school district currently aggregate Internet access for the entire district (as opposed to buying Internet access on a building-by-building basis)?

Please give the total (aggregate) Internet access bandwidth speed for the school district (including non E-rate supported services)

Download Speed *	Download Speed Units *
<input type="text"/>	<input type="text" value="--- Select a Value ---"/>
Upload Speed *	Upload Speed Units *
<input type="text"/>	<input type="text" value="--- Select a Value ---"/>

News Tasks (11) Records Reports Actions Avatar

Manage Connectivity Questions

Test (BEN: 17227924)

The following questions are intended to gather feedback from schools and libraries on the sufficiency of their Internet access, wide area network connections and the internal connections (e.g. Wi-Fi) in meeting their needs. These questions are designed to provide comprehensive insight into the current state of connectivity for schools and libraries, including services and equipment not funded by the E-rate program. The questions are informational only and will not affect the funding commitments in any way.

Per-Entity Basis Questions

Entity Name	BEN	Download	Units	Upload	Units	Connection	Wifi Sufficient	Barriers to Robust Network	
test	17227921								Edit

Connectivity Questions - test

What is the total bandwidth speed from this location (including non E-rate supported services)?

Download Speed * Download Speed Units *

Upload Speed * Upload Speed Units *

What is the predominant connection type coming to this location? * How sufficient is the quality of the Wi-Fi at this location? *

What are your biggest barriers to having a robust internal network in your classrooms at this location? *

[SAVE CHANGES](#)

[BACK](#) [CLOSE](#)

If the school district does not aggregate internet access for the entire district and responds 'No':

Records / Applicant Entities

#17227926 - test-SD

Summary Customer Service Modifications Additional Information Discount Rate Contracts FCC Forms FRN Appeals News **Related Actions**

Manage Connectivity Questions

test-SD (BEN: 17227926)

The following questions are intended to gather feedback from schools and libraries on the sufficiency of their Internet access, wide area network connections and the internal connections (e.g. Wi-Fi) in meeting their needs. These questions are designed to provide comprehensive insight into the current state of connectivity for schools and libraries, including services and equipment not funded by the E-rate program. The questions are informational only and will not affect the funding commitments in any way.

District-wide Internet Access Questions

Does your school district currently aggregate Internet access for the entire district (as opposed to buying Internet access on a building-by-building basis)?

[CANCEL](#) [SAVE & CONTINUE](#)



Manage Connectivity Questions

test-SD (BEN: 17227926)

The following questions are intended to gather feedback from schools and libraries on the sufficiency of their Internet access, wide area network connections and the internal connections (e.g. Wi-Fi) in meeting their needs. These questions are designed to provide comprehensive insight into the current state of connectivity for schools and libraries, including services and equipment not funded by the E-rate program. The questions are informational only and will not affect the funding commitments in any way.

Per-Entity Basis Questions

Entity Name	BEN	Download	Units	Upload	Units	Connection	Wifi Sufficient	Barriers to Robust Network	
test	17227921								Edit

Connectivity Questions - test

What is the total bandwidth speed from this location (including non E-rate supported services)?

Download Speed *

Download Speed Units *

Upload Speed *

Upload Speed Units *

What is the predominant connection type coming to this location? *

How sufficient is the quality of the Wi-Fi at this location? *

What are your biggest barriers to having a robust internal network in your classrooms at this location? *

SAVE CHANGES

Managing an Organization's Entity Profile Data - Independent Library

The user can enter the Urban/Rural status and the system also calculates this status based on the input Latitude/Longitude values.

News **Tasks (11)** **Records** **Reports** **Actions** Log out

SAVE DRAFT

Create An Organization

Name *
Test:IDL

Please Select An Organization Type *
Applicant

Applicant Entity Type *
Library

Physical Address

Address Line 1 *
700, 12th st NW

Address Line 2

City *
DC

State *
DC

County

Zip Code *
20005

Zip Code Extension

Click the button below to get standard USPS address

VERIFY MY ADDRESS

Latitude / Longitude

User-entered Latitude
38.8899

User-entered Longitude
-77.009

Latitude

Longitude

LOOKUP URBAN/RURAL STATUS

Urban/Rural

User Entered Urban/Rural Status
 Rural
 Urban

Urban/Rural Status
 Rural
 Urban

Mailing Address

Mailing address is the same as physical address.

Address Line 1
700, 12th st NW

Address Line 2

City
DC

State
DC

County

Zip Code
20005

Zip Code Extension

Other Methods of Contact

Phone Number *
202-572-5721
Ex. 000-000-0000

Phone Number Extension

Email
test@mailinator.com

Confirm Email
test@mailinator.com


Website URL

FCC Registration Number

CANCEL **CONTINUE**

When you click 'Continue', the below is the next input screen.

Library Sub-Type: 'Public Library'

News Tasks (11) Records Reports Actions  Admin

[SAVE DRAFT](#)

Create An Organization

Library Information

Library Sub-Type *

Public Library
 Private Library

Check All That Apply

- Academic
- Research
- Tribal Library
- Bookmobile
- Kiosk
- New Construction Library
- Main Branch
- State Library Agency - Library

FSCS KEY

FSCS SEQ

Is this library part of a library system? *

Yes
 No



Square Footage *

You will need to provide your square footage in order to apply for any Category 2 funding.

Locale Code

[PREVIOUS](#) [CANCEL](#) [SUBMIT](#)

If the public library is a 'Main Branch', additional input to determine the associated school district is requested.

News Tasks (11) Records Reports Actions  

SAVE DRAFT

Create An Organization

Library Information

Library Sub-Type *

Public Library
 Private Library

Check All That Apply

Academic
 Research
 Tribal Library
 Bookmobile
 Kiosk
 New Construction Library
 Main Branch
 State Library Agency - Library


is this library part of a library system? *

Yes
 No

Square Footage *

1750

You will need to provide your square footage in order to apply for any Category 2 funding.

Locale Code 

FSCS KEY

FSCS SEQ

Associated School District

This Library is currently not associated with a school district. Please Use the search below to associate it with a school district

Search for School Districts

BEN Search

Name Search

State Search

Zip Code Search

BEN	NAME	CITY	STATE	ZIP CODE
<input checked="" type="checkbox"/>	168 School district1 In review	Washington	DC	20036
<input type="checkbox"/>	608 HT School District Application 1	Washington	DC	22036
<input type="checkbox"/>	682 ESA School Test	fairfax	DC	22030
<input type="checkbox"/>	819 DC School District #1	Washington	DC	20024
<input type="checkbox"/>	864 SB School District 2	EI	DC	74125

« < 1 - 5 of 144 > »

If the public library is not part of a library system, then additional input to determine the associated school district is requested.

The screenshot shows a web application interface for creating an organization. The top navigation bar includes 'News', 'Tasks (11)', 'Records', 'Reports', and 'Actions'. A user profile icon is visible in the top right corner. The main content area is titled 'Create An Organization' and contains a 'Library Information' section and an 'Associated School District' section.

Library Information

Library Sub-Type *

- Public Library
- Private Library

Check All That Apply

- Academic
- Research
- Tribal Library
- Bookmobile
- Kiosk
- New Construction Library
- Main Branch
- State Library Agency - Library

Is this library part of a library system? *

- Yes
- No

Square Footage *

1750

You will need to provide your square footage in order to apply for any Category 2 funding.

Locale Code

FSCS KEY

FSCS SEQ

Associated School District

This Library is currently not associated with a school district. Please Use the search below to associate it with a school district

Search for School Districts

BEN Search

Name Search

State Search

DC

Zip Code Search

CLEAR FILTERS **SEARCH**

BEN	NAME	CITY	STATE	ZIP CODE	
<input checked="" type="checkbox"/>	168	School district1 In reviewr	Washington	DC	20036
<input type="checkbox"/>	608	HT School District Application 1	Washington	DC	22036
<input type="checkbox"/>	682	ESA School Test	fairfax	DC	22030
<input type="checkbox"/>	819	DC School District #1	Washington	DC	20024
<input type="checkbox"/>	864	SB School District 2	EI	DC	74125

« < 1 - 5 of 144 > »

PREVIOUS **CANCEL** **SUBMIT**

Library Sub-Type: 'Private Library'

The screenshot shows a web application interface for creating an organization. At the top, there is a navigation bar with links for 'News', 'Tasks (11)', 'Records', 'Reports', and 'Actions'. A user profile icon is visible in the top right corner. The main content area is titled 'Create An Organization' and includes a 'SAVE DRAFT' button. Below the title is the 'Library Information' section. It features a 'Library Sub-Type' dropdown menu with 'Public Library' and 'Private Library' options, where 'Private Library' is selected. Underneath, there is a 'Check All That Apply' section with several checkboxes: 'Academic', 'Research', 'Tribal Library', 'Bookmobile', 'Kiosk', 'New Construction Library', and 'Main Branch'. To the right of these options, there is a question 'Is this library part of a library system?' with 'Yes' selected. Below this is a 'Square Footage' input field containing the value '1750'. A note states: 'You will need to provide your square footage in order to apply for any Category 2 funding.' At the bottom right of this section is a 'Locale Code' input field. At the bottom of the form, there are three buttons: 'PREVIOUS', 'CANCEL', and 'SUBMIT'.

News Tasks (11) Records Reports Actions

SAVE DRAFT

Create An Organization

Library Information

Library Sub-Type *

Public Library

Private Library

Check All That Apply

Academic

Research

Tribal Library

Bookmobile

Kiosk

New Construction Library

Main Branch

Is this library part of a library system? *

Yes

No

Square Footage *

1750

You will need to provide your square footage in order to apply for any Category 2 funding.

Locale Code

PREVIOUS CANCEL SUBMIT

If the private library is a 'Main Branch', additional input to determine the associated school district is requested.

Create An Organization

Library Information

Library Sub-Type *

Public Library

Private Library

Check All That Apply

Academic

Research

Tribal Library

Bookmobile

Kiosk

New Construction Library

Main Branch

Is this library part of a library system? *

Yes

No

Square Footage *

1750

You will need to provide your square footage in order to apply for any Category 2 funding.

Locale Code

Associated School District

This Library is currently not associated with a school district. Please Use the search below to associate it with a school district

Search for School Districts

BEN Search

Name Search

State Search

DC


Zip Code Search

CLEAR FILTERS SEARCH

BEN	NAME	CITY	STATE	ZIP CODE
<input checked="" type="checkbox"/>	168 School district1 in review	Washington	DC	20036
<input type="checkbox"/>	608 HT School District Application 1	Washington	DC	22036
<input type="checkbox"/>	682 ESA School Test	fairfax	DC	22030
<input type="checkbox"/>	819 DC School District #1	Washington	DC	20024
<input type="checkbox"/>	864 SB School District 2	EI	DC	74125

PREVIOUS CANCEL SUBMIT

If the private library is not part of a library system, then additional input to determine the associated school district is requested.

News Tasks (11) Records Reports Actions 

SAVE DRAFT

Create An Organization

Library Information

Library Sub-Type *

Public Library

Private Library

Check All That Apply

Academic

Research

Tribal Library

Bookmobile

Kiosk

New Construction Library

Main Branch

Is this library part of a library system? *


Yes

No

Square Footage *

1750

You will need to provide your square footage in order to apply for any Category 2 funding.

Locale Code 

Associated School District

This Library is currently not associated with a school district. Please Use the search below to associate it with a school district

Search for School Districts

BEN Search

Name Search

State Search

DC

Zip Code Search

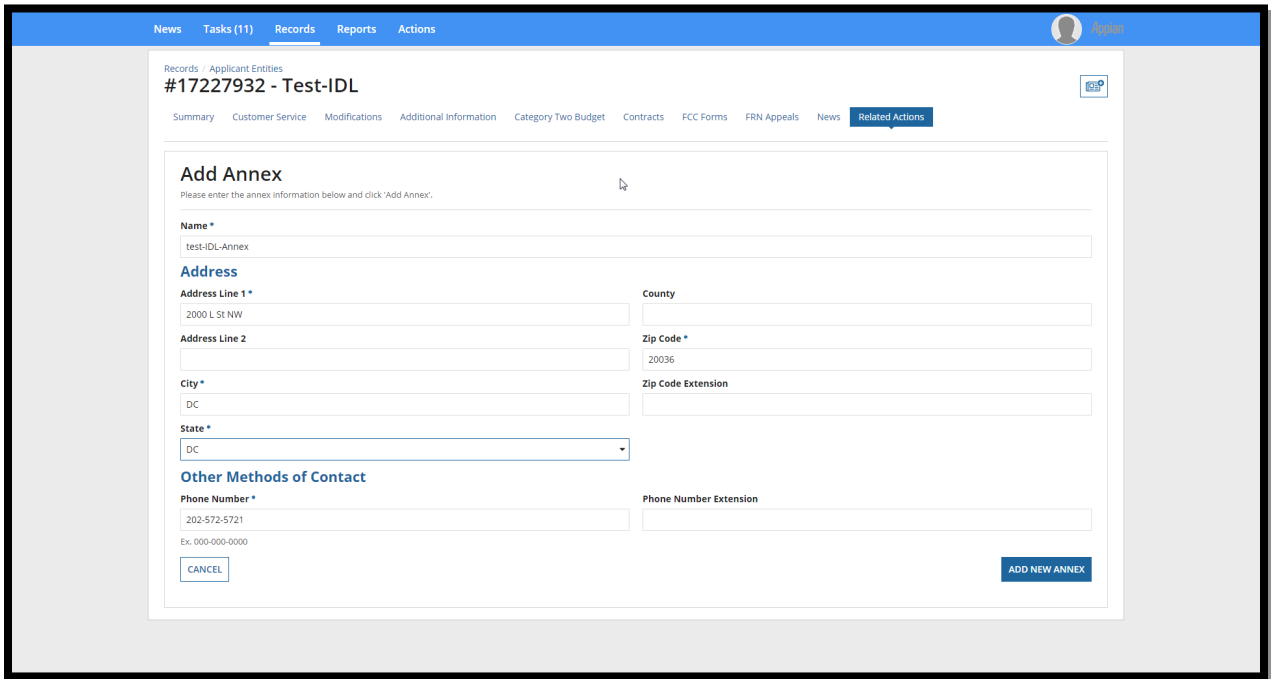
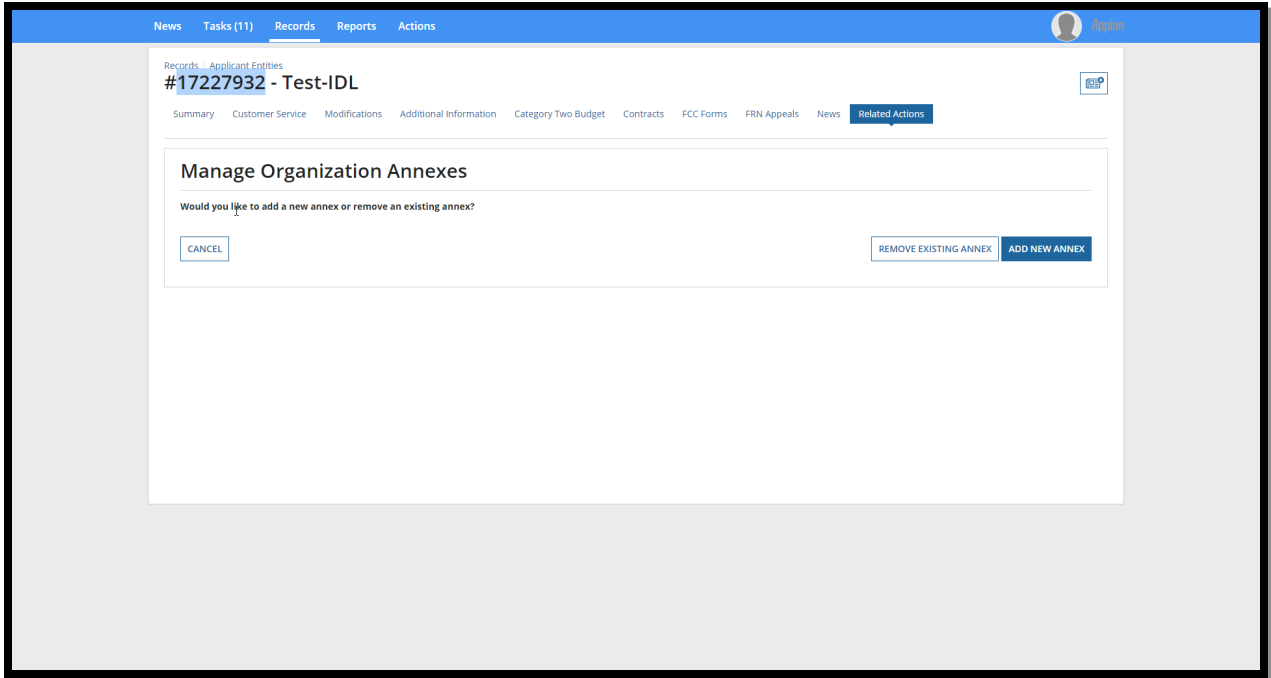
[CLEAR FILTERS](#) [SEARCH](#)

<input type="checkbox"/>	BEN	NAME	CITY	STATE	ZIP CODE
<input checked="" type="checkbox"/>	168	School district1 In reviewr	Washington	DC	20036
<input type="checkbox"/>	608	HT School District Application 1	Washington	DC	22036
<input type="checkbox"/>	682	ESA School Test	fairfax	DC	22030
<input type="checkbox"/>	819	DC School District #1	Washington	DC	20024
<input type="checkbox"/>	864	SB School District 2	EI	DC	74125

« < 1 - 5 of 144 > »

[PREVIOUS](#) [CANCEL](#) [SUBMIT](#)

Clicking 'Submit' creates the organization. After a library (organization) is created, it can manage its annexes as below.



Clicking 'Add New Annex' creates the new annex under the Library Organization.

Manage Connectivity Questions – Independent Library

Beginning in FY 2019, Connectivity Questions will no longer appear in the applicant profile.

News Tasks (11) Records Reports Actions

Records Applicant Entities
#892 - 924 Library

Summary Customer Service Modifications Additional Information Discount Rate Category Two Budget Contracts FCC Forms FRN Appeals News **Related Actions**

Manage Connectivity Questions

924 Library (BEN: 892)

The following questions are intended to gather feedback from schools and libraries on the sufficiency of their internet access, wide area network connections and the internal connections (e.g. Wi-Fi) in meeting their needs. These questions are designed to provide comprehensive insight into the current state of connectivity for schools and libraries, including services and equipment not funded by the E-rate program. The questions are informational only and will not affect the funding commitments in any way.

Connectivity Questions

What is the total bandwidth speed from this location (including non E-rate supported services)?

Download Speed * Download Speed Units *

Upload Speed * Upload Speed Units *

What is the predominant connection type coming to this location? * How sufficient is the quality of the Wi-Fi at this location? *

What are your biggest barriers to having a robust internal network in your classrooms at this location? *

If 'Other' is chosen as a response to biggest barriers question, additional information is requested.

Records / Applicant Entities

#892 - 924 Library



Summary Customer Service Modifications Additional Information Discount Rate Category Two Budget Contracts FCC Forms FRN Appeals News **Related Actions**

Manage Connectivity Questions

924 Library (BEN: 892)

The following questions are intended to gather feedback from schools and libraries on the sufficiency of their Internet access, wide area network connections and the internal connections (e.g. Wi-Fi) in meeting their needs. These questions are designed to provide comprehensive insight into the current state of connectivity for schools and libraries, including services and equipment not funded by the E-rate program. The questions are informational only and will not affect the funding commitments in any way.

Connectivity Questions

What is the total bandwidth speed from this location (including non E-rate supported services)?

Download Speed *

Download Speed Units *

Upload Speed *

Upload Speed Units *

What is the predominant connection type coming to this location? *

How sufficient is the quality of the Wi-Fi at this location? *

What are your biggest barriers to having a robust internal network in your classrooms at this location? *

If Other, please specify *

CANCEL

SAVE & CLOSE

Managing an Organization's Entity Profile Data – Library System

SAVE DRAFT

Create An Organization

Name *
test-LS

Please Select An Organization Type *
Applicant

Applicant Entity Type *
Library System

Physical Address

Address Line 1 *
700, 12st NW

Address Line 2

City *
DC

State *
DC

County

Zip Code *
20005

Zip Code Extension

Mailing Address

Mailing address is the same as physical address.

Address Line 1
700, 12st NW

Address Line 2

City
DC

State
DC

County

Zip Code
20005

Zip Code Extension

Other Methods of Contact

Phone Number *
202-772-2000
Ex. 000-000-0000

Phone Number Extension

Email
test@mailinator.com

Confirm Email
test@mailinator.com

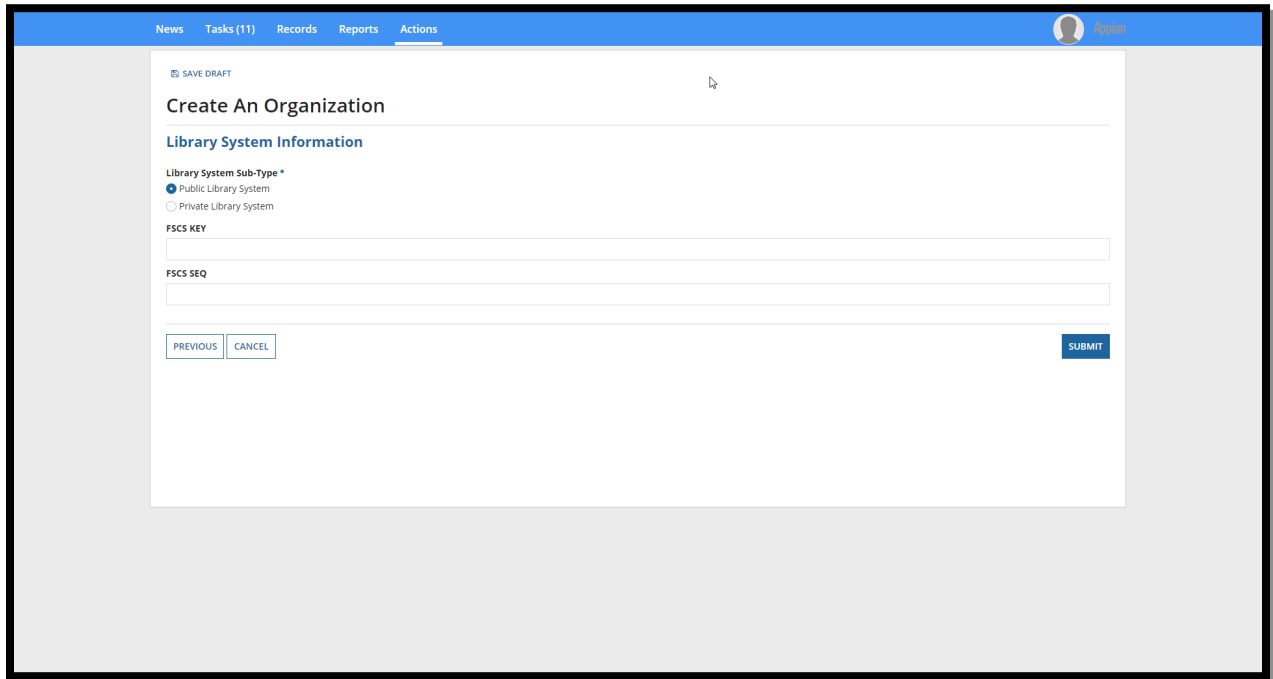
Website URL

FCC Registration Number

CANCEL **CONTINUE**

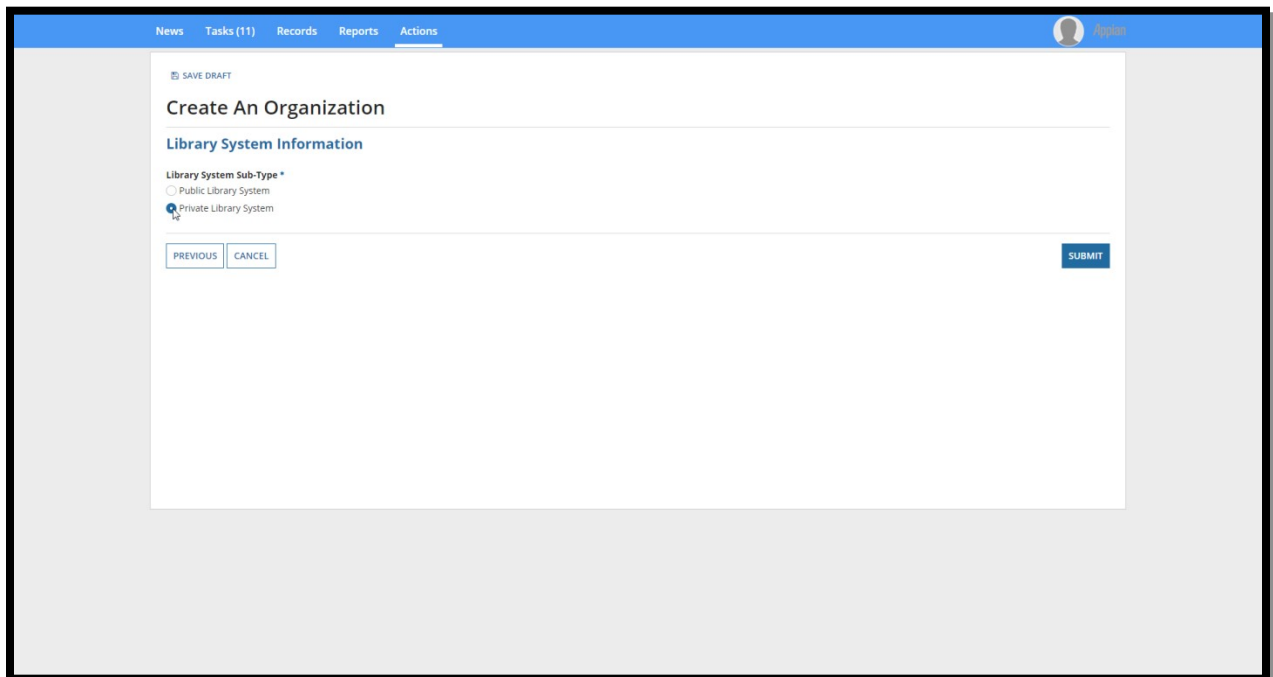
When you click 'Continue', the below is the next input screen.

Library System Sub-Type: 'Public Library System'



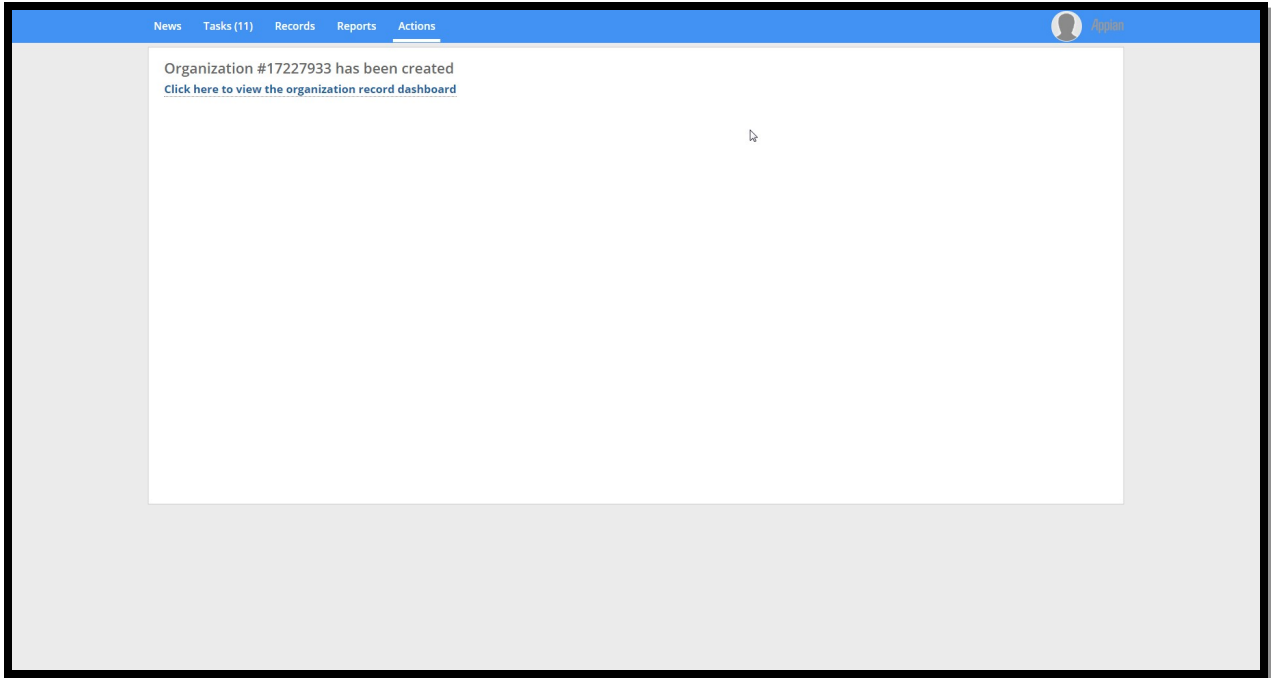
The screenshot shows a web application interface for creating an organization. At the top, there is a blue navigation bar with the following menu items: News, Tasks (11), Records, Reports, and Actions. On the right side of the navigation bar, there is a user profile icon and the name 'Rajeev'. Below the navigation bar, there is a 'SAVE DRAFT' button. The main heading is 'Create An Organization'. Underneath, there is a section titled 'Library System Information'. This section contains a radio button group for 'Library System Sub-Type *'. The 'Public Library System' option is selected, while 'Private Library System' is unselected. Below the radio buttons, there are two text input fields labeled 'FSCS KEY' and 'FSCS SEQ'. At the bottom of the form, there are three buttons: 'PREVIOUS', 'CANCEL', and 'SUBMIT'.

Library System Sub-Type: 'Private Library System'

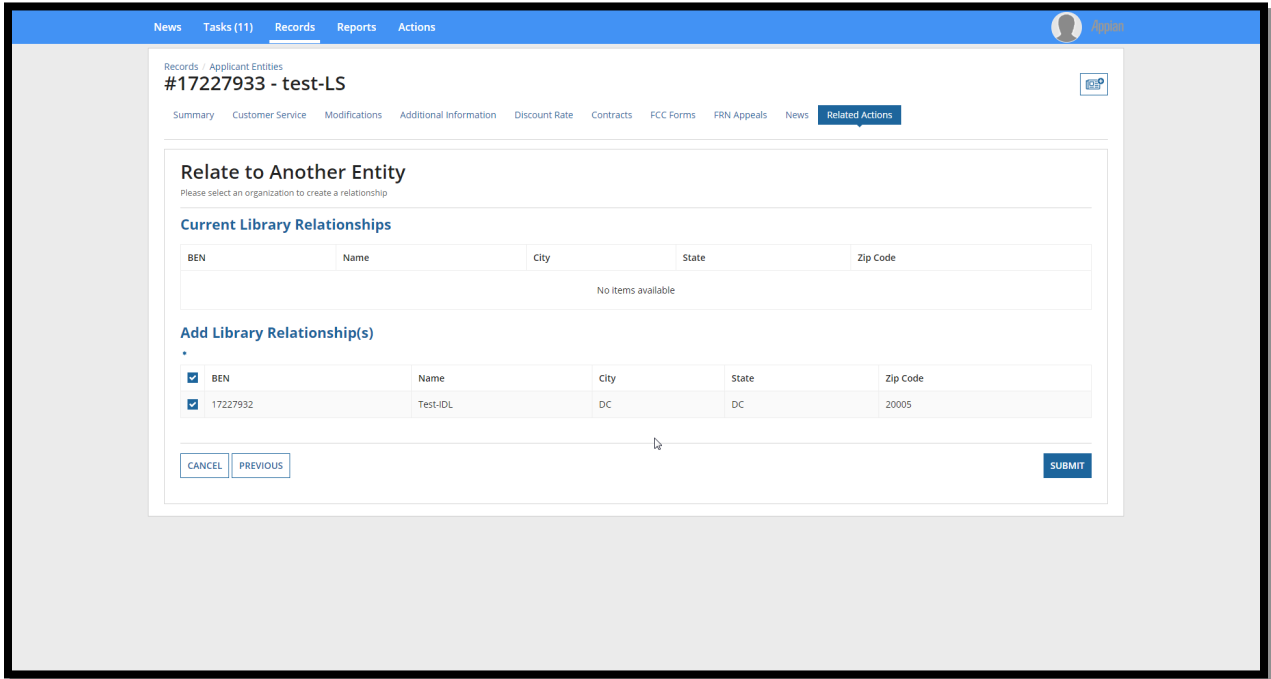


The screenshot shows the same web application interface as the previous one, but with the 'Private Library System' option selected in the radio button group. The 'Public Library System' option is now unselected. The 'FSCS KEY' and 'FSCS SEQ' input fields are still present but empty. The 'PREVIOUS', 'CANCEL', and 'SUBMIT' buttons remain at the bottom of the form.

Clicking 'Submit' creates the organization.



Manage Organization Relationships



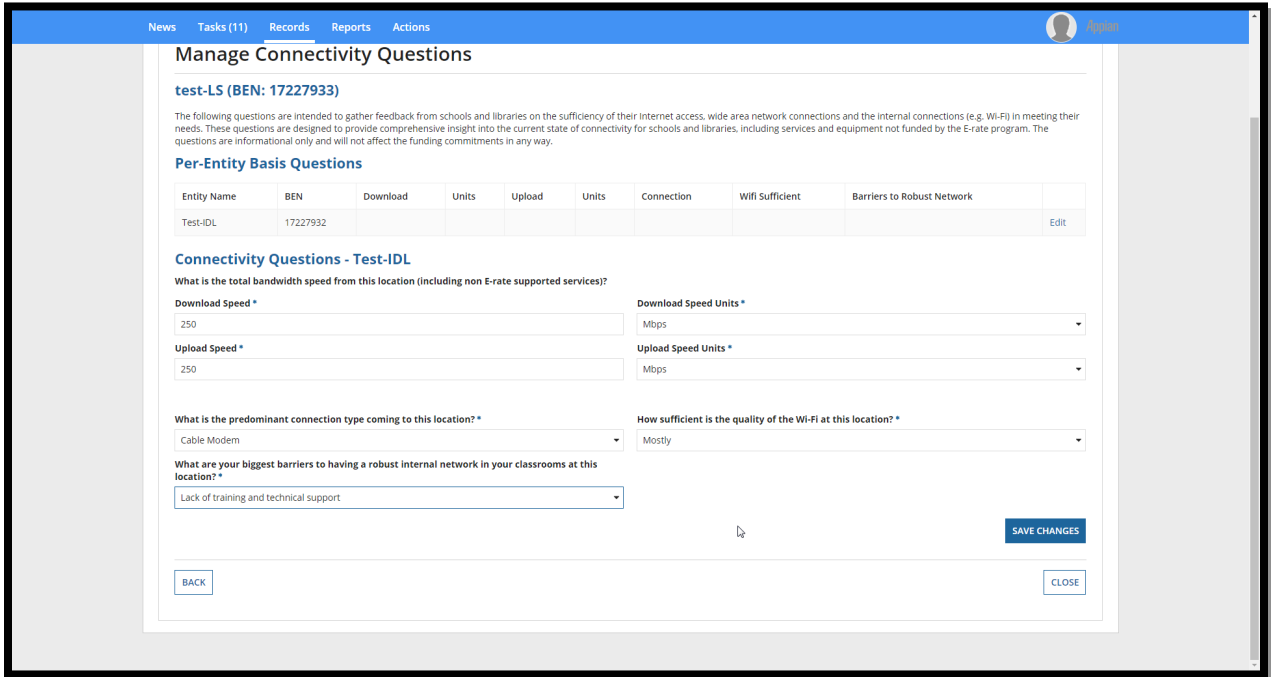
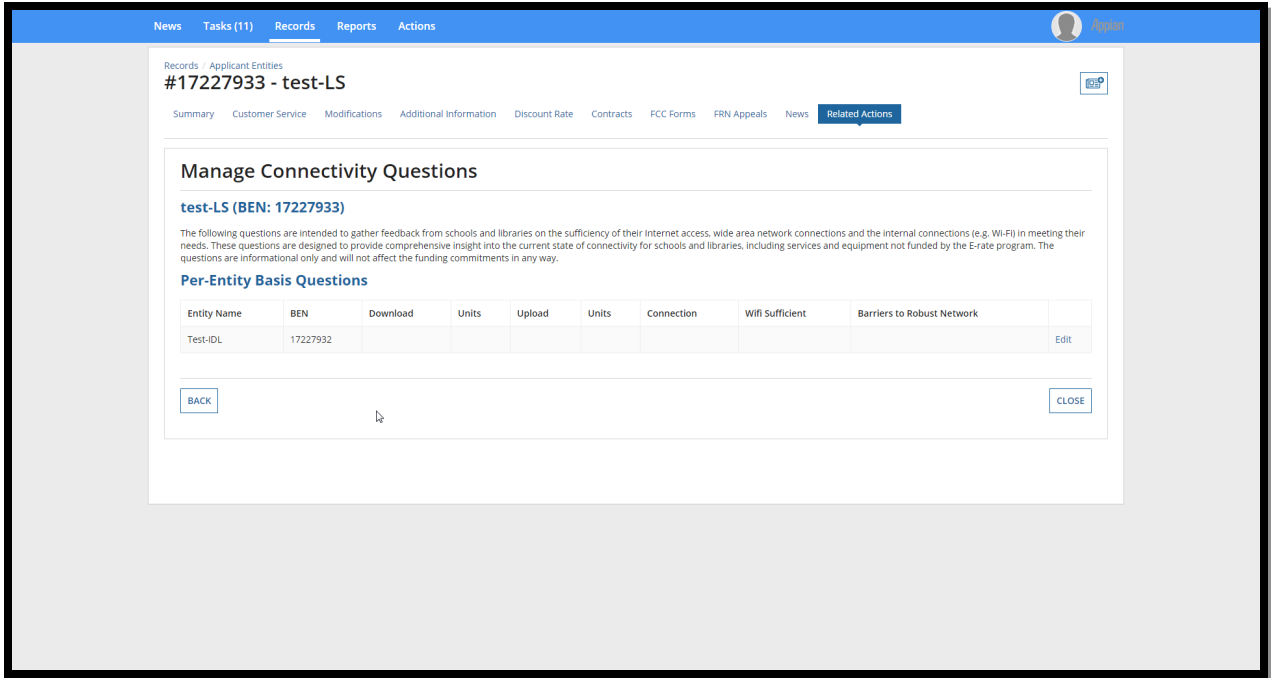
Clicking 'Submit' establishes the relationship.

Manage Connectivity Questions – Library System

Beginning in FY 2019, Connectivity Questions will no longer appear in the applicant profile.

If ‘Yes’ is the response to the question regarding aggregate internet access for the library system:

The screenshot shows a web application interface for managing connectivity questions. At the top, there is a navigation bar with 'News', 'Tasks (11)', 'Records', 'Reports', and 'Actions'. Below this, the user is logged in as 'Admin'. The main content area is titled 'Manage Connectivity Questions' for applicant '#17227933 - test-LS'. A sub-section is titled 'System-wide Internet Access Questions' with the question: 'Does your library system currently aggregate Internet access for the entire system (as opposed to buying Internet access on a building-by-building basis)?'. There are two radio buttons: 'YES' (which is selected) and 'NO'. Below this, a prompt asks for the total (aggregate) Internet access bandwidth speed for the library system, including non E-rate supported services. There are four input fields: 'Download Speed *', 'Download Speed Units *', 'Upload Speed *', and 'Upload Speed Units *'. The 'Download Speed Units *' and 'Upload Speed Units *' fields are dropdown menus with the text '--- Select a Value ---'. At the bottom of the form, there are two buttons: 'CANCEL' and 'SAVE & CONTINUE'.



If 'Other' is chosen as a response to biggest barriers question, additional information is requested.

News Tasks (11) Records Reports Actions [User Profile]

Manage Connectivity Questions

test-LS (BEN: 17227933)

The following questions are intended to gather feedback from schools and libraries on the sufficiency of their Internet access, wide area network connections and the internal connections (e.g. Wi-Fi) in meeting their needs. These questions are designed to provide comprehensive insight into the current state of connectivity for schools and libraries, including services and equipment not funded by the E-rate program. The questions are informational only and will not affect the funding commitments in any way.

Per-Entity Basis Questions

Entity Name	BEN	Download	Units	Upload	Units	Connection	Wifi Sufficient	Barriers to Robust Network	
Test-IDL	17227932								Edit

Connectivity Questions - Test-IDL

What is the total bandwidth speed from this location (including non E-rate supported services)?

Download Speed * Download Speed Units *

Upload Speed * Upload Speed Units *

What is the predominant connection type coming to this location? *

How sufficient is the quality of the Wi-Fi at this location? *

What are your biggest barriers to having a robust internal network in your classrooms at this location? *

If Other, please specify *

[SAVE CHANGES](#)

[BACK](#) [CLOSE](#)

If 'No' is the response to the question regarding aggregate internet access:

News Tasks (11) Records Reports Actions [User Profile]

Records / Applicant Entities

#17227933 - test-LS

Summary Customer Service Modifications Additional Information Discount Rate Contracts FCC Forms FRN Appeals News **Related Actions**

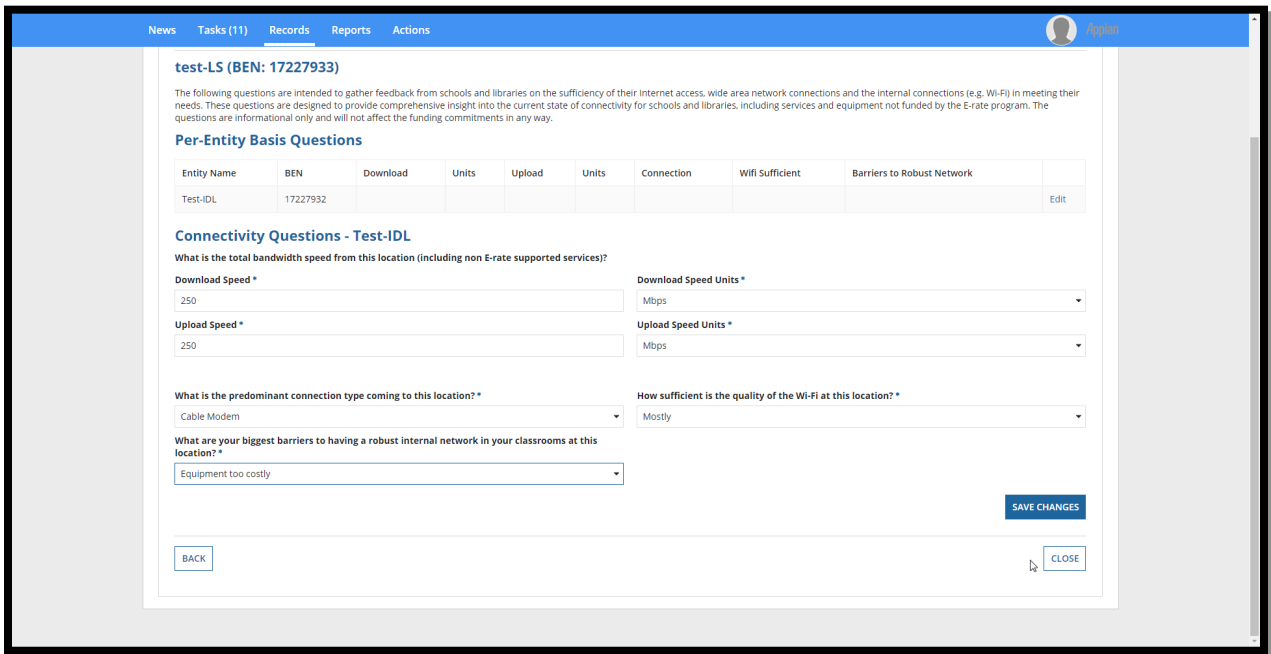
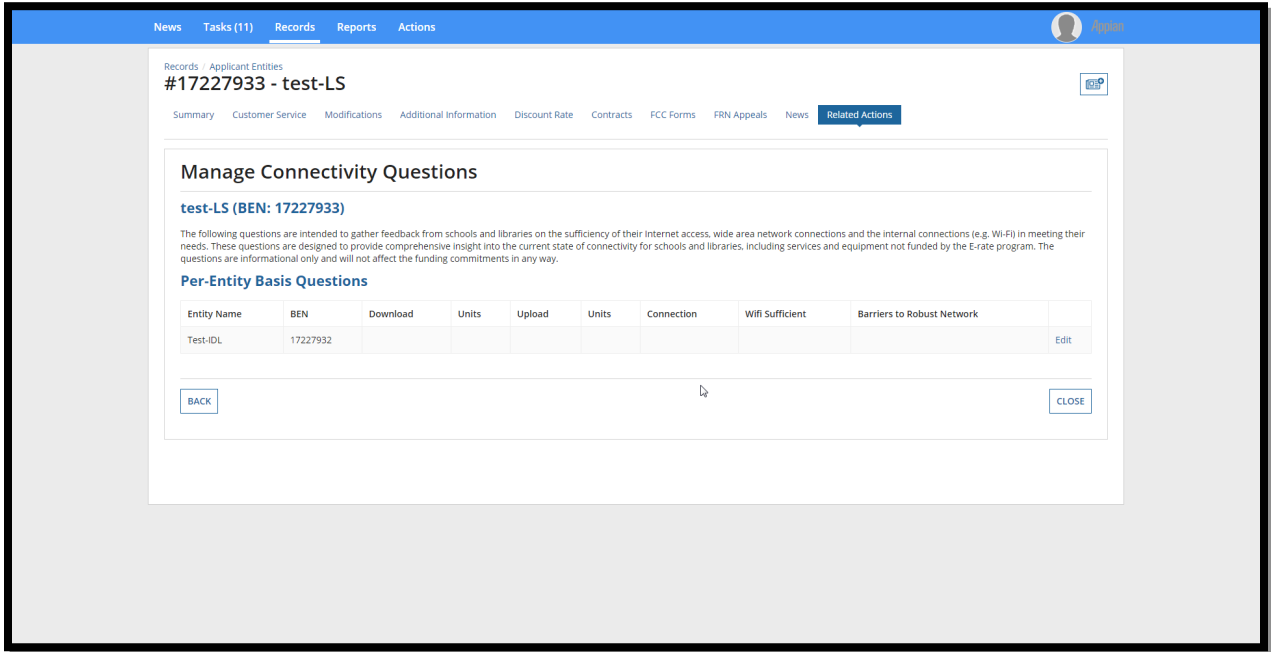
Manage Connectivity Questions

test-LS (BEN: 17227933)

The following questions are intended to gather feedback from schools and libraries on the sufficiency of their Internet access, wide area network connections and the internal connections (e.g. Wi-Fi) in meeting their needs. These questions are designed to provide comprehensive insight into the current state of connectivity for schools and libraries, including services and equipment not funded by the E-rate program. The questions are informational only and will not affect the funding commitments in any way.

System-wide Internet Access Questions

Does your library system currently aggregate Internet access for the entire system (as opposed to buying Internet access on a building-by-building basis)?



If 'Other' is chosen as a response to biggest barriers question, additional information is requested.

News Tasks (11) Records Reports Actions Appian

Manage Connectivity Questions

test-LS (BEN: 17227933)

The following questions are intended to gather feedback from schools and libraries on the sufficiency of their Internet access, wide area network connections and the internal connections (e.g. Wi-Fi) in meeting their needs. These questions are designed to provide comprehensive insight into the current state of connectivity for schools and libraries, including services and equipment not funded by the E-rate program. The questions are informational only and will not affect the funding commitments in any way.

Per-Entity Basis Questions

Entity Name	BEN	Download	Units	Upload	Units	Connection	Wifi Sufficient	Barriers to Robust Network	
Test-IDL	17227932								Edit

Connectivity Questions - Test-IDL

What is the total bandwidth speed from this location (including non E-rate supported services)?

Download Speed * Download Speed Units *

Upload Speed * Upload Speed Units *

What is the predominant connection type coming to this location? *

How sufficient is the quality of the Wi-Fi at this location? *

What are your biggest barriers to having a robust internal network in your classrooms at this location? *

If Other, please specify *

Managing an Organization's Entity Profile Data – Consortium

News Tasks (14) Records Reports Actions Appian

Create An Organization

Name *

Please Select An Organization Type *

Applicant Entity Type *

Physical Address

Address Line 1 *

Address Line 2

City *


State *

County

Zip Code *

Zip Code Extension

Mailing Address

News Tasks (14) Records Reports Actions  Admin

Mailing address is the same as physical address.

Address Line 1 700, 12st NW	County
Address Line 2	Zip Code 20005
City DC	Zip Code Extension
State DC	

Other Methods of Contact

Phone Number * 202-772-2000 <small>Ex. 000-000-0000</small>	Phone Number Extension
Email test@mailinator.com	
Confirm Email test@mailinator.com	
Website URL	

FCC Registration Number ⓘ

When you click 'Continue', the below is the next input screen.

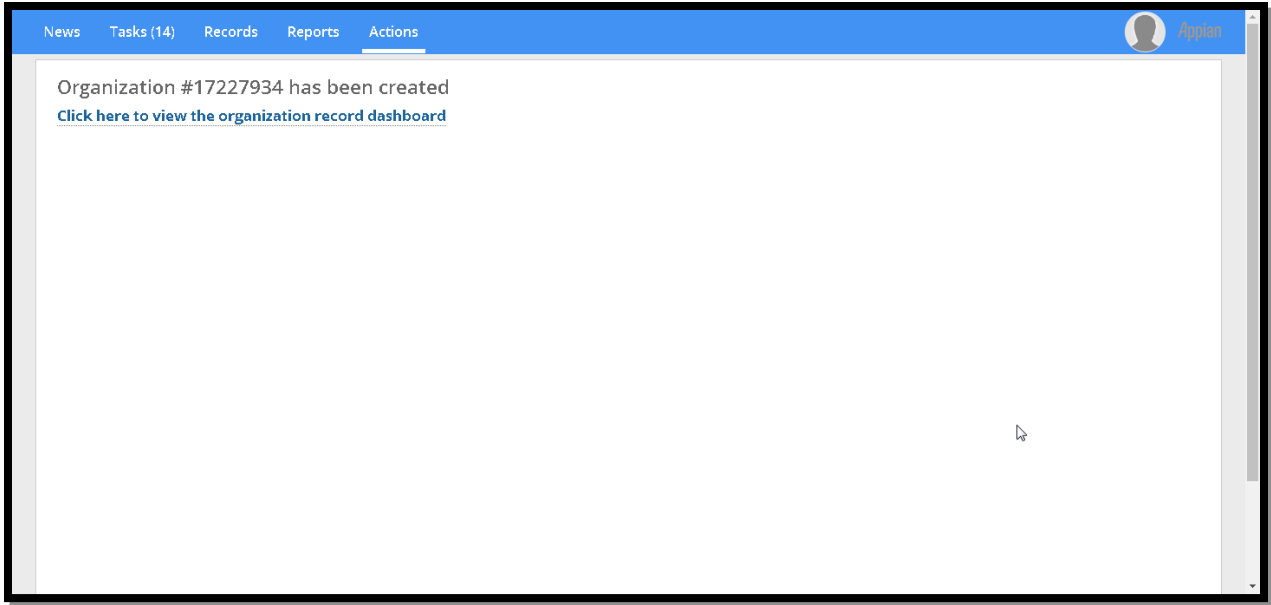
Consortium Sub-Type: 'State -wide'

The screenshot shows a web application interface with a blue header bar containing navigation links: News, Tasks (14), Records, Reports, and Actions. A user profile icon and the name 'Ajay' are visible in the top right corner. Below the header, there is a 'SAVE DRAFT' button. The main heading is 'Create An Organization'. Underneath, the section is titled 'Consortium Information'. A label 'Consortium System Sub-Type' is followed by a dropdown arrow. Below this, there are four radio button options: 'State-wide' (checked), 'ESA Consortium', 'State Library Agency - Consortium', and 'State Education Agency'. Below these options, there is a label 'Please select one' followed by four radio button options: 'State Library Agency - Consortium', 'State Education Agency' (selected), 'Other State Agency', and 'Non-Profit Purchasing Group'. At the bottom of the form, there are three buttons: 'PREVIOUS', 'CANCEL', and 'SUBMIT'.

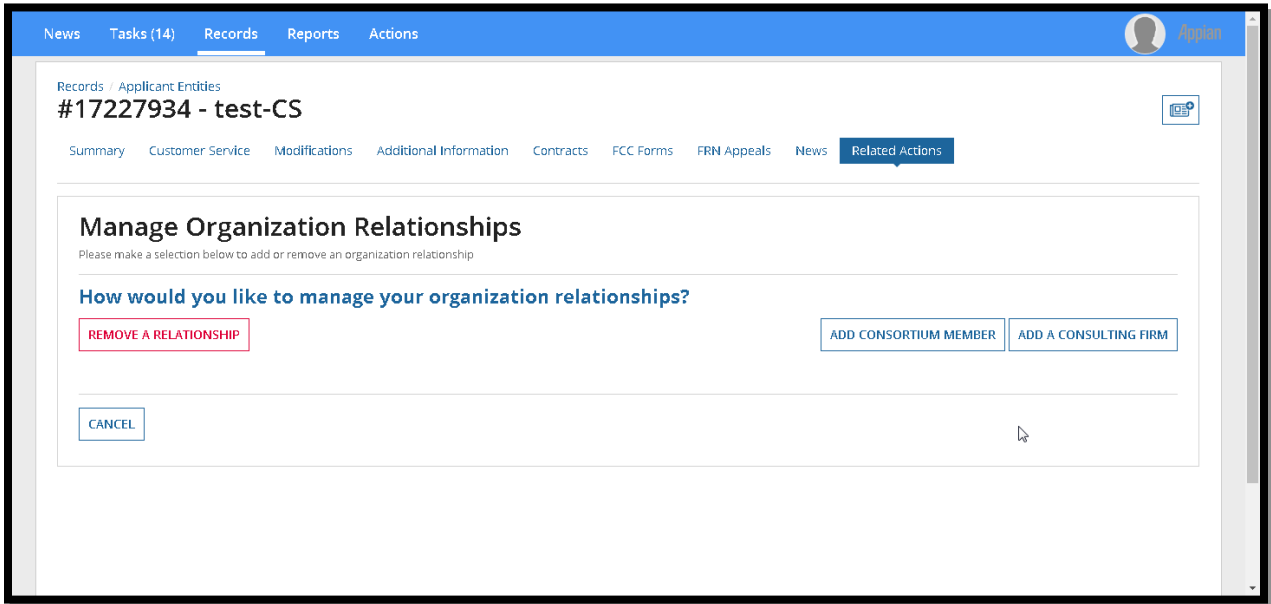
Consortium Sub-Type: 'ESA Consortium'

The screenshot shows the same web application interface as the first image. The 'SAVE DRAFT' button is present. The main heading is 'Create An Organization'. Underneath, the section is titled 'Consortium Information'. A label 'Consortium System Sub-Type' is followed by a dropdown arrow. Below this, there are two radio button options: 'State-wide' (unchecked) and 'ESA Consortium' (checked). At the bottom of the form, there are three buttons: 'PREVIOUS', 'CANCEL', and 'SUBMIT'.

Clicking 'Submit' creates the organization.



Manage Organization Relationships



News Tasks (14) **Records** Reports Actions Applan

Summary Customer Service Modifications Additional Information Contracts FCC Forms FRN Appeals News **Related Actions**

Add Consortium Member

Please enter search criteria below and hit search to continue

What organization type are you looking for?

Select an Organization Type *

Library System

Which organization are you looking for?

BEN Search Name Search

State Search

News Tasks (14) **Records** Reports Actions Applan

Summary Customer Service Modifications Additional Information Contracts FCC Forms FRN Appeals News **Related Actions**

Add Consortium Member

Please select an organization to create a relationship

Current Relationship(s)

BEN	Name	Address	City	State	Zip Code
No items available					

Add Relationship(s)

<input checked="" type="checkbox"/>	BEN	Name	Address	City	State	Zip Code
<input checked="" type="checkbox"/>	17227933	test-LS	700, 12st NW	DC	DC	20005

Clicking 'Submit' establishes the relationship and a new consortium member is created.