

Instructions for TTB F 5110.40, Monthly Report of Production Operations

(https://www.ttb.gov/images/forms_tutorials/f511040/f511040_tutorial.html)

TTBGov TTB Form 5110.40 Tutorial - Profile 1 - Microsoft Edge

https://www.ttb.gov/images/forms_tutorials/f511040/f511040_tutorial.html

TTB.gov
ALCOHOL AND TOBACCO TAX AND TRADE BUREAU
U.S. Department of the Treasury

TTB Form 5110.40

- Before you begin
- FAQ
- Form 5110.40
- Helpful Hints
- How to avoid problems
- Tools (+/-)
- Glossary of Terms
- File online at Pay.gov

Click a link on the left to display a resource for completing TTB Form 5110.40

Pay.gov
PAYMENT MANAGEMENT SERVICES
U.S. DEPARTMENT OF THE TREASURY

Have you tried filing your TTB Form 5110.40 through [Pay.gov](#)?

[Pay.gov](#) offers a free, safe environment for quickly filing accurate original and amended forms. **Try it today - you won't be disappointed!**

To download a PDF file, you must have Adobe Acrobat Reader software installed on your system. To download a free copy of Adobe Reader, [click here](#).

8:08 PM 10/12/2021

**Before You Begin Checklist
TTB Form 5110.40**

Purpose

Form 5110.40 must be filed if distilling/production operations are shown on permit and on registration. You are required to file this report each month.

If there is no activity during the month, you are required to file the report showing zeros.

Deadlines for Filing

This form is to be filed no later than the 15th of the month following the reporting period.

Forward the original to:

Director, National Revenue Center
550 Main Street, Room 8002
Cincinnati, Ohio 45202

SPECIAL NOTES REGARDING COMPLETION OF FORM 5110.40:

- Negative numbers may not be entered on this report. Enter all totals on all original and amended reports.
- Before using blank Lines 13 or 16, consult with your TTB National Revenue Center specialist at 1-877-882-3277.
- See 27 CFR Part 5 and 27 CFR Part 19 requirements and definitions concerning the standards of identity and class or type of spirits products. The columns and lines on the report forms refer to these standards.
- Clearly enter the correct month and year the report covers in the upper right corner block of the report; if you are submitting an amended report, please clearly mark "Amended Report" in the top margin of the form. If you need to file an amended report, you must complete all lines on the amended operational report form. You must fill in each applicable line on the new, amended form even if you are not amending that particular line from the original report.
- Please refer to guidance in [TTB Industry Circular 2004-4](#)

Before You Begin

The following is a list of all the materials and related information you should collect before beginning Form 5110.40.

EIN number

Registry number (Enter in the "Plant Number" block).

Name and address of your bonded premise – exactly as it appears on your registration and permit.

A copy of the completed Form 5110.40 you submitted for the previous month

- Documentation of inventories of spirits received for redistillation and for unfinished spirits held at the end of each calendar quarter.
- Documentation to provide sufficient support for adjustments
- Documentation to provide sufficient support for amounts reported in Part II through Part VI of the form.
- Copies of prior month's Form 5110.11, Form 5110.28, and Form 5110.43, as may be applicable to your operations.
- Documentation of the current month's transactions and summary records that support entries on the Form 5110.40 and other monthly reports.

To download a PDF file, you must have Adobe Acrobat Reader software installed on your system. To download a free copy of Adobe Reader, [click here](#).

=====

Frequently Asked Questions TTB Form 5110.40

Instructions

The TTB Form 5110.40 in this tutorial has been enhanced to provide links to frequently asked questions (FAQ) about various areas of the form.

To display the FAQ information for a relevant section, simply roll over the desired section/field.

To access the form, click the Form link on the left or [click here](#).

Section A Bulk Wines

1. What is a proof gallon and how do I convert regular gallons to proof gallons?

A proof gallon is one liquid gallon of spirits that is 50% alcohol at 60 degrees F. Distilled Spirits* bottled at 80 proof (40% alcohol) would be 0.8 proof gallons per gallon of liquid. At 125 proof, a gallon of liquid would be 1.25 proof gallons. In the industrial and fuel industries, most alcohol is at 190 or 200 degrees of proof. One gallon of alcohol that is 200 proof is equal to 2.0 proof gallons. Refer to 27 CFR Part 19 and 27 CFR Part 30 concerning procedures for determining proof, gauging spirits to determine quantity by weight or volume, or other procedures and regulations concerning measurement of alcohol.

*(also known in beverage and industrial or fuel industries as alcohol or ethanol)

2. Do I fill out my reports in proof gallons or regular gallons?

Three of the required monthly operational reports submitted by a Distilled Spirits Plant (Forms 5110.40 – Production; 5110.11 – Storage; F 5110.28 – Processing) are completed using proof gallons. The fourth report – Form 5110.43 – Processing (Denaturing) – is completed in wine gallons (regular US liquid gallons).

All denatured alcohol and articles manufactured from denatured alcohol are shown in records and reports in wine gallons. Line 11 of Form 5110.28, Used for Denaturation, is expressed in proof gallons. The corresponding line 2 of the Form 5110.43, Produced (denatured spirits) is expressed in wine gallons – it reflects the net quantity of wine gallons of spirits, plus added denaturing materials reflected in the finished denatured alcohol product.

3. I am approved for particular types of operations on my permit, how do I know what reports to file?

All plants must be qualified as a warehouseman or distiller, in addition to any processing operations. Your actual operations and the way that you move spirits between and within your production, storage and processing accounts determine how you report your activity.

- Form TTB F 5110.40 (Monthly Report of Production Operations) – You must file this report if *distilling/production* operations appear on your DSP permit and registration.
- Form TTB F 5110.11 (Monthly Report of Storage Operations) – You must file this report to report storage account activity at a beverage or industrial DSP. You must file this report if the operation of *warehouseman* appears on your DSP permit and registration.
- Form TTB F 5110.28 (Monthly Report of Processing Operations) – You must file this report if you conduct processing (rectifying), bottling, packaging, or denaturing operations at your DSP.
- Form TTB F 5110.43 (Report of Processing (Denaturing) Operations) – You must file this report if you report monthly denaturing activity conducted by industrial DSPs that are authorized to denature spirits and/or manufacture articles.

4. What if I am not doing all the operations that were approved on my permit? Do I still need to file the reports that correspond to that type of operation?

Yes. You must file the reports even though you do not currently have any reportable activity. However, if your inactivity will be for an extended period of time, you may request a variance from regulations allowing you to defer filing until such time as you engage in reportable operations for one of the reports. For example, if you are qualified as a warehouseman and processor, and your style of operations does not currently involve storage of spirits in bulk (spirits are entered into processing account upon receipt at your plant) you may obtain approval from TTB to defer filing of storage reports until you begin storing spirits. Such approvals are granted on a case-by-case basis.

5. What is a 5010 credit and how do I compute?

Under 26 U.S.C. 5001 and 7652 a tax is imposed on all spirits produced in or imported into the United States at \$13.50 per proof gallon. Wines containing more than 24 percent of alcohol by volume are taxed as spirits. A credit against this tax is allowed under 26 U.S.C. 5010 on each proof gallon of alcohol derived from eligible wine or eligible alcohol-containing flavors which do not exceed 2.5 percent of the finished product on a proof gallon basis.

Eligible wines are other than standard (OTS) wines that have not been subject to distillation at a distilled spirits plant and that contain no more than 0.392 g of carbon dioxide per 100 ml. Eligible flavors are those that have been approved by the Nonbeverage Products

Laboratory. The producers or importers of distilled spirits are eligible for this credit if the distilled spirits contain an eligible wine and/or eligible flavor used in producing a batch of spirits produced in accordance with an approved formula.

Production Report F 5110.40 Storage Report F5110.11 Processing Report F5110.24 Wine Tax Return Both the Storage and Processing Report

OMB No. 1513-0047 (09/30/2009)

DEPARTMENT OF THE TREASURY
ALCOHOL AND TOBACCO TAX AND TRADE BUREAU (TTB)
MONTHLY REPORT OF PRODUCTION OPERATIONS
(PREPARE IN DUPLICATE, SEE INSTRUCTIONS BELOW)

1. NAME OF PROPRIETOR
2. MONTH AND YEAR
3. LOCATION OF PLANT
4. PLANT NUMBER DSP

PART I - TRANSACTIONS

TRANSACTION (a)	WHISKY		BRANDY		PROOF GALLONS					OTHER (Identify) (k)	TOTAL (l)
	160° AND UNDER (b)	OVER 160° (c)	170° AND UNDER (d)	OVER 170° (e)	RUM (f)	GIN (g)	VOODKA (h)	ALCOHOL AND SPIRITS 190° AND OVER (Distillation Proof) (i)	UNDER 190° (Distillation Proof) (j)		
1. TAX PAYMENT	TO SHOW ON TAX RETURN		WHEN PRODUCT WAS REMOVED FROM PRODUCTION ACCOUNT								
2. USE OF U.S.											
3. HOSPITAL, SCIENTIFIC, OR EDUCATIONAL USE ¹											
4. EXPORT											
5. TRANSFER TO FOREIGN TRADE ZONE											
6. TRANSFER TO CMBW											
7. USE AS SUPPLIES ON VESSELS OR AIRCRAFT											
8. USE IN WINE PRODUCTION											
9. ENTERED IN PROCESSING ACCOUNT	MUST BE EQUAL OR LESS THAN AMOUNT ON LINE 2 (c) PROCESSING REPORT										
10. ENTERED FOR TRANSFER IN BOND											
11. ENTERED IN STORAGE ACCOUNT	MUST BE EQUAL OR LESS THAN AMOUNT ON LINE 2 STORAGE REPORT										
12. WITHDRAWN FOR RESEARCH, DEVELOPMENT, OR TESTING ²											
13.											
14. PRODUCED (Total, Lines 1 through 13)	Part III Line 1-3	Part III Line 4	Part IV Line 1&2	Part IV Line 3-4				Part II			
15. RECEIVED FOR REDISTILLATION ³	INCLUDE LINE 18 OF STORAGE REPORT AND LINE 17 & 37 OF PROCESSING REPORT ON THIS LINE										
16.											
17. PHYSICAL INVENTORY END OF CALENDAR (a) RECEIVED FOR REDISTILLATION ³ (b) UNFINISHED SPIRITS											

PART II - PRODUCTION OF ALCOHOL AND SPIRITS OF 190° OR MORE OF PROOF, BY KIND OF MATERIAL USED

KIND OF MATERIAL (a)	PROOF GALLONS (b)	PART III - PRODUCTION OF WHISKY BY KIND AND COOPERAGE USED			PART IV - PRODUCTION OF BRANDY BY KIND			PART V - USED IN REDISTILLATION	
		KIND (a)	PROOF GALLONS NEW COOPERAGE (b)	PROOF GALLONS USED COOPERAGE (c)	PROOF GALLONS DEPOSITED IN TANKS (d)	KIND (a)	PROOF GALLON (b)	KIND OF SPIRITS ⁴ (a)	PROOF GALLON (b)
1. GRAIN		1. BOURBON				1. GRAPE BRANDY		1.	
2. FRUIT		2. CORN				2. ALL OTHER BRANDY		2.	
3. MOLASSES		3. RYE				3. NEUTRAL GRAPE BRANDY		3.	
4. ETHYL SULFATE		4. LIGHT				4. ALL OTHER NEUTRAL BRANDY		4.	
5. ETHYLENE GAS		5.				5.		5.	
6. SULPHITE LIQUORS		6.				6.		6.	
7. FROM REDISTILLATION		7.				7.		7.	
8.		8.				8.		8.	

TTB F 5110.40 (01/20)

KIND (4)	PART VI - MATERIALS USED			
	USED IN PRODUCTION OF DISTILLED SPIRITS		USED IN MANUFACTURE OF SUBSTANCES OTHER THAN DISTILLED SPIRITS, IN PROCESSES YIELDING DISTILLED SPIRITS AS A BY-PRODUCT	
	POUNDS (5)	GALLONS (6)	POUNDS (7)	GALLONS (8)
GRAIN AND GRAIN PRODUCTS				
1. CORN				
2. RYE				
3. MALT				
4. WHEAT				
5. SORGHUM GRAIN				
6. BARLEY				
7.				
8.				
FRUIT AND FRUIT PRODUCTS				
9. GRAPE				
10.				
11.				
12.				
13.				
14.				
CANE AND CANE PRODUCTS				
15. MOLASSES				
16.				
17.				
18.				
OTHER MATERIALS				
19. ETHYL SULFATE				
20. ETHYLENE GAS				
21. SULPHATE LIQUORS				
22. BUTANE GAS				
23.				

List all the ingredients used to make the products that have been listed on the front of this form.

Under penalty of perjury, I declare that I have examined this report, and to the best of my knowledge and belief, it is true, correct, and complete and is supported by true, correct, and complete commercial records which are available for inspection.

DATE	PROPRIETOR	BY (Signature and title)
------	------------	--------------------------

INSTRUCTIONS

Every proprietor of a distilled spirits plant must prepare this form monthly, in duplicate. Forward the original to the Director, National Revenue Center, 550 Main St, Ste B020, Cincinnati, OH 45202-5215, not later than the 15th day of the month following that for which the report is rendered. The remaining copy must be retained by the proprietor.

PAPERWORK REDUCTION ACT NOTICE

This information collection request is in accordance with the Paperwork Reduction Act of 1995. The purpose of this information collection is to monitor the operations of industries regulated by TTB. The information is required to verify unusual activities, errors, and omissions on taxable commodities. The information is mandatory by statute (26 U.S.C. 5207).

The estimated average burden associated with this collection of information is 2 hours per respondent or recordkeeper, depending on individual circumstances. Comments concerning the accuracy of this burden should be addressed to the Reports Management Officer, Regulations and Rulings Division, Alcohol and Tobacco Tax and Trade Bureau, Washington, D.C. 20220.

An agency may not conduct or sponsor, and a person is not required to respond to, a collection of information unless it displays a current, valid OMB control number.

How to avoid problems with monthly reports

1. TTB monthly reports must be completed and submitted to [TTB's National Revenue Center \(NRC\)](#) by no later than the 15th day of the month following the reporting period, even if there is no activity during the month.
2. Retain copies of these reports for at least 3 years from the date of the report.
3. When completing the forms:
 - o Be careful that all the information is entered on the right lines of the form.
 - o Review the reports before sending them. Carefully add the numbers to insure they are correct, check for accurate inventory flow (beginning inventory plus additions minus withdrawals equal ending inventory) and check for clerical errors related to missing and/ or incorrectly recorded information.
4. A good way to avoid problems with the reports is by using [Pay.gov](#). It does many of the calculations and totals on the forms. For more information see [Pay.gov User Guides](#)
5. For questions or concerns, please call TTB's National Revenue Center at 1-877-TTB-FAQS (1-877-882-3277) toll free; email ttbinternetquestions@ttb.treas.gov.

=====



TTB Form 5110.40

[Before you begin](#)

[FAQ](#)

[Form 5110.40](#)

[Helpful Hints](#)

[How to avoid problems](#)

[Tools \(+/-\)](#)

- [Line 14 Calculator](#)

[Glossary of Terms](#)

[File online at Pay.gov](#)

F5110.40 Monthly Report of Production Operations
Calculator for Line 14

Enter in the decimal amounts you entered on Form 5110.40 for each line in the available space below.

Line 1	<input type="text" value="0"/>
Line 2	<input type="text" value="0"/>
Line 3	<input type="text" value="0"/>
Line 4	<input type="text" value="0"/>
Line 5	<input type="text" value="0"/>
Line 6	<input type="text" value="0"/>
Line 7	<input type="text" value="0"/>
Line 8	<input type="text" value="0"/>
Line 9	<input type="text" value="0"/>
Line 10	<input type="text" value="0"/>
Line 11	<input type="text" value="0"/>
Line 12	<input type="text" value="0"/>
Line 13	<input type="text" value="0"/>

Total for lines 1 - 13:

Enter this amount in Line 14.

Glossary

Click on the appropriate letter below to access a list of terms beginning with that letter. Then click the term to access the associated definition.

[A](#) [B](#) [C](#) [D](#) [E](#) [F](#) [G](#) [H](#) [I](#) [J](#) [K](#) [L](#) [M](#) [N](#) [O](#) [P](#) [Q](#) [R](#) [S](#) [T](#) [U](#) [V](#) [W](#) [X](#) [Y](#) [Z](#)

=====

Browser tabs: Rocis.Gov: ROCIS Logout Succes... | TTBGov - All Forms | TTBGov - Epayment

Address bar: https://www.ttb.gov/epayment

Header: An official website of the United States government [Here's how you know](#)

TTB Alcohol and Tobacco Tax and Trade Bureau U.S. Department of the Treasury

Navigation: Who We Are | What We Do | TTB Audiences | Resources

REPORT FRAUD: TTB Tips Online

Search

TTB Home / Pay.gov

Pay.gov

Welcome to our page for assisting you in using [Pay.gov](#), a convenient and fast way to make secure electronic tax payments and submit operational reports to TTB.

TIP: Stay current with filing frequencies and operational reports, excise tax, and export due dates by subscribing to receive automated reminders when it is time to file your tax returns and operational reports. Visit our Automated Reminders for Filing Tax Returns and Operational Reports page to subscribe.

Ready to Make a Payment or File a Report?

If you already have an account, login to get started.

[Log into Pay.gov](#) [See TTB's Online Applications](#)

New to Pay.gov?

To become a [Pay.gov](#) user you must have signing authority or power of attorney to submit Federal Excise Tax Returns and/or Reports of Operations for the company for which you are

Related Information

- System Maintenance Schedule
- Average Processing Time
- Required Attachments
- Applying for a Permit
- Release Notices

Tools & Guides

- Business Central
- TTB Learning Center
- Regulations, Laws, and Public Guidance
- Getting Started in TTB-Regulated Industry
- Maintaining Compliance in TTB-Regulated Business

[How helpful is this page?](#)

Taskbar: 8:19 PM 10/12/2021

[Rocis.Gov: ROCIS Logout Success](#) |
 [TTBGov - All Forms](#) |
 [TTBGov - Epayment](#) |
 [TTBGov - Epayment](#)

<https://www.ttb.gov/epayment>





New to Pay.gov?

To become a [Pay.gov](#) user you must have signing authority or power of attorney to submit Federal Excise Tax Returns and/or Reports of Operations for the company for which you are enrolling. If you don't have signing authority or power of attorney, you will not be able to open a [Pay.gov](#) account. Please refer to [TTB F 5000.8 -Power of Attorney](#) for information about completing and submitting a power of attorney form.

In order to view and complete TTB forms on the Pay.gov site you must submit a User Agreement, [TTB F 5000.31](#). Self-Registration within Pay.gov, without prior submission of TTB F 5000.31 will result in a Pay.gov account which will not display TTB Forms. To access the User Agreement select 'Getting Started: Pay.gov Enrollment Instructions'.

[Getting Started: Pay.gov Enrollment Instructions](#) |
 [Pay.gov Customer Page](#)

Help Topics

 Account Information	 Training/Customer Resources	 How Do I...?	 Turnaround (Processing) Times
<ul style="list-style-type: none"> Enrollment instructions User Agreement Pay.gov Disclaimer Obtaining a User ID 	<ul style="list-style-type: none"> Pay.gov Help Pay.gov Technical Support Frequently Asked Questions Version 6.0 Updates 	<ul style="list-style-type: none"> Obtain a User ID Get Guidance on Using FedWire Know My Submission was Accepted Add Additional 	<ul style="list-style-type: none"> Permits Online COLAs Online and Formulas Online Registrations Label Applications


▶ How helpful is this page?

[Maintaining Compliance in a TTB-Regulated Business](#)
[TTB Glossary](#)
Online Services


[Log into Pay.gov](#)


[See all TTB Online applications](#)

- Companies to My Existing User Agreement
- More >>>
- Beverage Alcohol Formula Applications

 **CONTACT US**

For technical questions about Pay.gov contact Technical Support by phone at **800-624-1373**. For general inquiries about taxes and reports, contact the [National Revenue Center](#) online or toll-free at **877-882-3277 / 877-TTB-FAQS**.