

PROMISE NEIGHBORHOODS GRANTEE SURVEY

(GRANTEES FROM FISCAL YEARS 2011 OR 2012)

INTRODUCTION AND INSTRUCTIONS

The National Center for Education Evaluation and Regional Assistance within the Institute of Education Sciences (IES) at the U.S. Department of Education has contracted with Mathematica to conduct a study of the Promise Neighborhoods grant program which includes all current and previous Promise Neighborhood implementation grantees. The study is collecting information on the services implemented by Promise Neighborhood grantees during their 5-year grant period, as well as any challenges related to implementing grant activities.

We would like you to think about the Promise Neighborhood grant you received in Fiscal Year 2011 or Fiscal Year 2012 when responding to data collection materials. Please exclude any planning grants or extension grants you may have received when responding. Focus only on your experiences during the 5-year implementation grant.

Instructions:

- Select your desired response to each question in this Word document. Type your responses if applicable.
- Some of the information we are asking for may be hard to recall or obtain. Please provide your best guess or estimate. We ask that you try to provide a response to each question in the survey. Some questions have a box you can mark if you are unable to provide a response. If you are unsure of how to answer a question you can contact the study team.
- You may complete the survey with the input and contributions of other staff affiliated with the Promise Neighborhood.
- We estimate that the survey will take 75 minutes to complete, including time to locate information and talk with others at your organization. You will receive a \$50 gift card after you submit the survey to the study team.

We would like you to know the following:

- Findings will be aggregated and incorporated into a public report. Your answers will be completely confidential and are protected from disclosure per the policies and procedures required by the Education Sciences Reform Act of 2002, Title I, Part E, Section 183. We will not report information that identifies you, your organization, or your Promise Neighborhood to anyone outside the study team except if required by law. Your responses will be used only for statistical purposes. The reports prepared for this study will summarize findings across the sample and will not associate responses with a specific grantee, organization, Promise Neighborhood, or person. Any willful disclosure of such information for nonstatistical purposes, without your consent, is a class E felony.
- Your answers to questions will not affect your job or any hiring decisions now or in the future and will only be shared with the study team (they will not be shared with anyone from your organization or Promise Neighborhood).
- Participation in this survey does not pose any special risks to you. The study has safeguards in place to ensure respondents' confidentiality, including restricted access to survey data and separating identifying information such as staff and organization names from survey responses. All members of the study team sign a confidentiality pledge, and all staff with access to identifiable study data have received clearance from the U.S. Department of Education and are subject to severe legal consequences for any breach of confidentiality. Any data that identifies you will be destroyed at the end of the study. This survey is voluntary, but your response is critical for producing valid and reliable data. If you have any questions about your rights as a research volunteer, contact HML IRB toll free at 202-246-8504 and reference IRB number 918MATH21.

I have read and I understand the above statements and agree to participate in the survey.

KEY TERMS

TERM	DEFINITION
Your Promise Neighborhood	The entire initiative undertaken by your organization and the organizations you partnered with, as supported by the federal Promise Neighborhoods grant and other funding sources, to improve the educational and developmental outcomes of children and youth in a particular geographical area.
Promise Neighborhood footprint	The geographical area served by a Promise Neighborhood. This is also known as the catchment area.
Grantee organization	The organization that received a 5-year federal Promise Neighborhood implementation grant.
Partner or partner organization	An organization that partnered with the grantee organization to help implement the Promise Neighborhood and/or provide Promise Neighborhood services.
Promise Neighborhood target schools	The schools named in your application as target schools for coordination and implementation of Promise Neighborhood services.
Promise Neighborhood programs	This includes distinct programs, solutions, or other offerings provided to children, families, teachers, and community members by the Promise Neighborhood. Programs are often delivered through services , which can be provided by or with partner organizations. For example, a Promise Neighborhood might provide a wellness program focused on improving physical activity. They might deliver this program through several services , such as running clubs, walking clubs, dance classes, and student fitness classes.
Promise Neighborhood services	Services are the method that providers use to directly deliver programs and solutions to children, families, teachers, and community members. For example, a Promise Neighborhood might provide a wellness program focused on improving physical activity. They might deliver this program through several services , such as running clubs, walking clubs, dance classes, and student fitness classes.
Cradle-to-career pipeline	A coordinated set of services to support success at every stage of a young person's life. The pipeline includes education programs, solutions, and services across four stages: (1) programs during the early childhood years, (2) programs during grades K-12, (3) programs aimed at college and career success, and (4) family and community programs and services such as parenting support, housing assistance, health/nutrition services, workforce development, and community engagement.
Early childhood pipeline stage	Early learning policies, systems, programs, and services for children from birth through Kindergarten entry.
K-12 pipeline stage	Educational reforms, policies, systems, programs, and services for children and youth in Kindergarten through 12th grade.
College and career readiness pipeline stage	Policies, systems, programs, and services that prepare students for and help students persist in college and a career.
Family and community supports pipeline stage	Policies, systems, programs, and services that support families and the community, including health programs and services, safety programs and services, community stability programs and services, and family and community engagement programs and services.

SECTION A: PROGRAMS AND SERVICES PROVIDED BY YOUR PROMISE NEIGHBORHOOD

The first set of questions ask about the programs and services your Promise Neighborhood provided during your grant period. This includes programs and services that were provided (or partially provided) by partner organizations.

A1. In the space provided below, please enter the total number of distinct programs your Promise Neighborhood provided during your grant period.

- Programs include distinct solutions or other offerings provided to children, families, teachers, and community members.
- Programs are often delivered through services, which can be provided by or with partner organizations. For example, a Promise Neighborhood might provide a wellness program focused on improving physical activity. They might deliver this program through several services, such as running clubs, walking clubs, dance classes, and student fitness classes
- Please count each program only once for this question, even if it was provided through multiple services, at multiple times throughout the grant period, or in multiple locations.
- Please count all programs provided during the grant period, even if the program began or ended before or after the grant period.
- Please include all programs provided during the grant period, even if they were funded by sources other than the Promise Neighborhood grant.

TOTAL NUMBER OF PROGRAMS

A2. Now think about the needs of the students and families served by your Promise Neighborhood during your grant period.

- In column A, indicate whether any services were provided during the grant period to address each need.
- If you select Yes in column A, please answer the following question in column B: Compared to the three year period before the grant, were any of these provided services added as a new service during the grant period, improved during the grant period, and/or expanded to serve more recipients during the grant period?

If you select No in column A, please skip column B in that row.

NEEDS OF STUDENTS AND FAMILIES	A	B
	SERVICES WERE PROVIDED TO ADDRESS THIS NEED (If you mark No, skip column B)	ADDITIONS OR CHANGES MADE DURING GRANT PERIOD (Mark all that apply)
a. Improved academic skills	1 <input type="checkbox"/> Yes 0 <input type="checkbox"/> No _____→	1 <input type="checkbox"/> Added new services 2 <input type="checkbox"/> Improved existing services 3 <input type="checkbox"/> Expanded existing services 4 <input type="checkbox"/> No changes
b. Improved kindergarten readiness	1 <input type="checkbox"/> Yes 0 <input type="checkbox"/> No _____→	1 <input type="checkbox"/> Added new services 2 <input type="checkbox"/> Improved existing services 3 <input type="checkbox"/> Expanded existing services 4 <input type="checkbox"/> No changes
c. Improved student attendance	1 <input type="checkbox"/> Yes 0 <input type="checkbox"/> No _____→	1 <input type="checkbox"/> Added new services 2 <input type="checkbox"/> Improved existing services 3 <input type="checkbox"/> Expanded existing services 4 <input type="checkbox"/> No changes
d. Improved high school graduation rates	1 <input type="checkbox"/> Yes 0 <input type="checkbox"/> No _____→	1 <input type="checkbox"/> Added new services 2 <input type="checkbox"/> Improved existing services 3 <input type="checkbox"/> Expanded existing services 4 <input type="checkbox"/> No changes
e. Improved college enrollment, graduation, and vocational certification rates	1 <input type="checkbox"/> Yes 0 <input type="checkbox"/> No _____→	1 <input type="checkbox"/> Added new services 2 <input type="checkbox"/> Improved existing services 3 <input type="checkbox"/> Expanded existing services 4 <input type="checkbox"/> No changes
f. Improved school climate and safety	1 <input type="checkbox"/> Yes 0 <input type="checkbox"/> No _____→	1 <input type="checkbox"/> Added new services 2 <input type="checkbox"/> Improved existing services 3 <input type="checkbox"/> Expanded existing services 4 <input type="checkbox"/> No changes
g. Improved student access to internet and a connected computing device	1 <input type="checkbox"/> Yes 0 <input type="checkbox"/> No _____→	1 <input type="checkbox"/> Added new services 2 <input type="checkbox"/> Improved existing services 3 <input type="checkbox"/> Expanded existing services 4 <input type="checkbox"/> No changes
h. Improved employment, earnings, and income	1 <input type="checkbox"/> Yes 0 <input type="checkbox"/> No _____→	1 <input type="checkbox"/> Added new services 2 <input type="checkbox"/> Improved existing services 3 <input type="checkbox"/> Expanded existing services 4 <input type="checkbox"/> No changes
i. Improved availability of affordable housing	1 <input type="checkbox"/> Yes 0 <input type="checkbox"/> No _____→	1 <input type="checkbox"/> Added new services 2 <input type="checkbox"/> Improved existing services 3 <input type="checkbox"/> Expanded existing services 4 <input type="checkbox"/> No changes

NEEDS OF STUDENTS AND FAMILIES	A	B
	SERVICES WERE PROVIDED TO ADDRESS THIS NEED (If you mark No, skip column B)	ADDITIONS OR CHANGES MADE DURING GRANT PERIOD (Mark all that apply)
j. Improved mental health	1 <input type="checkbox"/> Yes 0 <input type="checkbox"/> No	1 <input type="checkbox"/> Added new services 2 <input type="checkbox"/> Improved existing services 3 <input type="checkbox"/> Expanded existing services 4 <input type="checkbox"/> No changes
k. Increased fruit and vegetable consumption	1 <input type="checkbox"/> Yes 0 <input type="checkbox"/> No _____→	1 <input type="checkbox"/> Added new services 2 <input type="checkbox"/> Improved existing services 3 <input type="checkbox"/> Expanded existing services 4 <input type="checkbox"/> No changes
l. Increased physical activity levels	1 <input type="checkbox"/> Yes 0 <input type="checkbox"/> No _____→	1 <input type="checkbox"/> Added new services 2 <input type="checkbox"/> Improved existing services 3 <input type="checkbox"/> Expanded existing services 4 <input type="checkbox"/> No changes
m. Increased child participation in early learning settings or programs	1 <input type="checkbox"/> Yes 0 <input type="checkbox"/> No _____→	1 <input type="checkbox"/> Added new services 2 <input type="checkbox"/> Improved existing services 3 <input type="checkbox"/> Expanded existing services 4 <input type="checkbox"/> No changes
n. Increased use of non-emergency medical facilities for young children	1 <input type="checkbox"/> Yes 0 <input type="checkbox"/> No _____→	1 <input type="checkbox"/> Added new services 2 <input type="checkbox"/> Improved existing services 3 <input type="checkbox"/> Expanded existing services 4 <input type="checkbox"/> No changes
o. More parents and families who read to or encourage children to read	1 <input type="checkbox"/> Yes 0 <input type="checkbox"/> No _____→	1 <input type="checkbox"/> Added new services 2 <input type="checkbox"/> Improved existing services 3 <input type="checkbox"/> Expanded existing services 4 <input type="checkbox"/> No changes
p. More parent/family discussion about importance of college and career	1 <input type="checkbox"/> Yes 0 <input type="checkbox"/> No _____→	1 <input type="checkbox"/> Added new services 2 <input type="checkbox"/> Improved existing services 3 <input type="checkbox"/> Expanded existing services 4 <input type="checkbox"/> No changes
q. Reductions in student mobility (entries and withdrawals from school)	1 <input type="checkbox"/> Yes 0 <input type="checkbox"/> No _____→	1 <input type="checkbox"/> Added new services 2 <input type="checkbox"/> Improved existing services 3 <input type="checkbox"/> Expanded existing services 4 <input type="checkbox"/> No changes
r. Reductions in juvenile delinquency, conviction, or incarceration	1 <input type="checkbox"/> Yes 0 <input type="checkbox"/> No _____→	1 <input type="checkbox"/> Added new services 2 <input type="checkbox"/> Improved existing services 3 <input type="checkbox"/> Expanded existing services 4 <input type="checkbox"/> No changes
s. Reductions in teen pregnancy	1 <input type="checkbox"/> Yes 0 <input type="checkbox"/> No _____→	1 <input type="checkbox"/> Added new services 2 <input type="checkbox"/> Improved existing services 3 <input type="checkbox"/> Expanded existing services 4 <input type="checkbox"/> No changes
t. Reductions in neonatal and maternal deaths	1 <input type="checkbox"/> Yes 0 <input type="checkbox"/> No _____→	1 <input type="checkbox"/> Added new services 2 <input type="checkbox"/> Improved existing services 3 <input type="checkbox"/> Expanded existing services 4 <input type="checkbox"/> No changes

NEEDS OF STUDENTS AND FAMILIES	A	B
	SERVICES WERE PROVIDED TO ADDRESS THIS NEED (If you mark No, skip column B)	ADDITIONS OR CHANGES MADE DURING GRANT PERIOD (Mark all that apply)
u. Other needs (specify): <div style="border: 1px solid black; height: 50px; width: 100%;"></div>	1 <input type="checkbox"/> Yes 0 <input type="checkbox"/> No 	1 <input type="checkbox"/> Added new services 2 <input type="checkbox"/> Improved existing services 3 <input type="checkbox"/> Expanded existing services 4 <input type="checkbox"/> No changes
v. Other needs (specify): <div style="border: 1px solid black; height: 50px; width: 100%;"></div>	1 <input type="checkbox"/> Yes 0 <input type="checkbox"/> No 	1 <input type="checkbox"/> Added new services 2 <input type="checkbox"/> Improved existing services 3 <input type="checkbox"/> Expanded existing services 4 <input type="checkbox"/> No changes

A3. Now think about the extent of each of these needs among the students and families served by your Promise Neighborhood during your grant period.

In column A, indicate the extent of each need for your Promise Neighborhood. Your answer does not need to correspond with the number of services provided; for example the extent of need might have been high, even if few services focused on the need.

In column B, mark the top 3 needs for your Promise Neighborhood during the grant period by adding an X on three rows.

NEEDS OF STUDENTS AND FAMILIES	A	B
	EXTENT OF NEED DURING GRANT PERIOD (MARK ONE OPTION PER CELL)	TOP 3 NEEDS (MARK ONLY 3).
a. Improved academic skills	0 <input type="checkbox"/> None 1 <input type="checkbox"/> Low 2 <input type="checkbox"/> Moderate 3 <input type="checkbox"/> High	1 <input type="checkbox"/>
b. Improved kindergarten readiness	0 <input type="checkbox"/> None 1 <input type="checkbox"/> Low 2 <input type="checkbox"/> Moderate 3 <input type="checkbox"/> High	2 <input type="checkbox"/>
c. Improved student attendance	0 <input type="checkbox"/> None 1 <input type="checkbox"/> Low 2 <input type="checkbox"/> Moderate 3 <input type="checkbox"/> High	3 <input type="checkbox"/>
d. Improved high school graduation rates	0 <input type="checkbox"/> None 1 <input type="checkbox"/> Low 2 <input type="checkbox"/> Moderate 3 <input type="checkbox"/> High	4 <input type="checkbox"/>
e. Improved college enrollment, graduation, and vocational certification rates	0 <input type="checkbox"/> None 1 <input type="checkbox"/> Low 2 <input type="checkbox"/> Moderate 3 <input type="checkbox"/> High	5 <input type="checkbox"/>
f. Improved school climate and safety	0 <input type="checkbox"/> None 1 <input type="checkbox"/> Low 2 <input type="checkbox"/> Moderate 3 <input type="checkbox"/> High	6 <input type="checkbox"/>
g. Improved student access to internet and a connected computing device	0 <input type="checkbox"/> None 1 <input type="checkbox"/> Low 2 <input type="checkbox"/> Moderate 3 <input type="checkbox"/> High	7 <input type="checkbox"/>
h. Improved employment, earnings, and income	0 <input type="checkbox"/> None 1 <input type="checkbox"/> Low 2 <input type="checkbox"/> Moderate 3 <input type="checkbox"/> High	8 <input type="checkbox"/>
i. Improved availability of affordable housing	0 <input type="checkbox"/> None 1 <input type="checkbox"/> Low 2 <input type="checkbox"/> Moderate 3 <input type="checkbox"/> High	9 <input type="checkbox"/>
j. Improved mental health	0 <input type="checkbox"/> None 1 <input type="checkbox"/> Low 2 <input type="checkbox"/> Moderate 3 <input type="checkbox"/> High	10 <input type="checkbox"/>
k. Increased fruit and vegetable consumption	0 <input type="checkbox"/> None 1 <input type="checkbox"/> Low 2 <input type="checkbox"/> Moderate 3 <input type="checkbox"/> High	11 <input type="checkbox"/>
l. Increased physical activity levels	0 <input type="checkbox"/> None 1 <input type="checkbox"/> Low 2 <input type="checkbox"/> Moderate 3 <input type="checkbox"/> High	12 <input type="checkbox"/>
m. Increased child participation in early learning settings or programs	0 <input type="checkbox"/> None 1 <input type="checkbox"/> Low 2 <input type="checkbox"/> Moderate 3 <input type="checkbox"/> High	13 <input type="checkbox"/>
n. Increased use of non-emergency medical facilities for young children	0 <input type="checkbox"/> None 1 <input type="checkbox"/> Low 2 <input type="checkbox"/> Moderate 3 <input type="checkbox"/> High	14 <input type="checkbox"/>
o. More parents and families who read to or encourage children to read	0 <input type="checkbox"/> None 1 <input type="checkbox"/> Low 2 <input type="checkbox"/> Moderate 3 <input type="checkbox"/> High	15 <input type="checkbox"/>
p. More parent/family discussion about importance of college and career	0 <input type="checkbox"/> None 1 <input type="checkbox"/> Low 2 <input type="checkbox"/> Moderate 3 <input type="checkbox"/> High	16 <input type="checkbox"/>
q. Reductions in student mobility (entries and withdrawals from school)	0 <input type="checkbox"/> None 1 <input type="checkbox"/> Low 2 <input type="checkbox"/> Moderate 3 <input type="checkbox"/> High	17 <input type="checkbox"/>
r. Reductions in juvenile delinquency, conviction, or incarceration	0 <input type="checkbox"/> None 1 <input type="checkbox"/> Low 2 <input type="checkbox"/> Moderate 3 <input type="checkbox"/> High	18 <input type="checkbox"/>
s. Reductions in teen pregnancy	0 <input type="checkbox"/> None 1 <input type="checkbox"/> Low 2 <input type="checkbox"/> Moderate 3 <input type="checkbox"/> High	19 <input type="checkbox"/>
t. Reductions in neonatal and maternal	0 <input type="checkbox"/> None 1 <input type="checkbox"/> Low 2 <input type="checkbox"/> Moderate 3 <input type="checkbox"/> High	20 <input type="checkbox"/>

NEEDS OF STUDENTS AND FAMILIES	A	B
	EXTENT OF NEED DURING GRANT PERIOD (MARK ONE OPTION PER CELL)	TOP 3 NEEDS (MARK ONLY 3).
deaths		
u. Other needs (specify): <input type="text"/>	0 <input type="checkbox"/> None 1 <input type="checkbox"/> Low 2 <input type="checkbox"/> Moderate 3 <input type="checkbox"/> High	21 <input type="checkbox"/>
v. Other needs (specify): <input type="text"/>	0 <input type="checkbox"/> None 1 <input type="checkbox"/> Low 2 <input type="checkbox"/> Moderate 3 <input type="checkbox"/> High	22 <input type="checkbox"/>

A4. We are interested in the extent to which services available to neighborhood residents changed from the three year period before the grant period to during the grant period.

In the grid below, please provide this information by pipeline stage, as defined in the Notice Inviting Applications for Promise Neighborhood grants (see the Key Terms table at the beginning of the survey for definitions of each pipeline stage).

PIPELINE STAGE	HOW DID THE AMOUNT OF SERVICES CHANGE FROM THE 3 YEAR PERIOD <u>BEFORE THE GRANT</u> TO <u>DURING THE GRANT</u> PERIOD?
a. Early childhood	1 <input type="checkbox"/> Fewer services were provided before grant 2 <input type="checkbox"/> More services were provided before grant 3 <input type="checkbox"/> There was no change in the number of services DK <input type="checkbox"/> Don't know
b. K-12 education	1 <input type="checkbox"/> Fewer services were provided before grant 2 <input type="checkbox"/> More services were provided before grant 3 <input type="checkbox"/> There was no change in the number of services DK <input type="checkbox"/> Don't know
c. College and career readiness	1 <input type="checkbox"/> Fewer services were provided before grant 2 <input type="checkbox"/> More services were provided before grant 3 <input type="checkbox"/> There was no change in the number of services DK <input type="checkbox"/> Don't know
d. Family and community supports	1 <input type="checkbox"/> Fewer services were provided before grant 2 <input type="checkbox"/> More services were provided before grant 3 <input type="checkbox"/> There was no change in the number of services DK <input type="checkbox"/> Don't know

We are also interested in understanding how services that existed before the Promise Neighborhoods grant changed during the grant period. In the questions below, please indicate how services in each pipeline stage changed during the Promise Neighborhoods grant period, by comparing them to the three year period before the grant.

If services were not provided in a pipeline stage in the three year period before the grant, please select the box above that grid and skip to the next question.

A5. Changes in services provided in the early childhood pipeline stage

Services were not provided in the early childhood pipeline stage before the grant. → GO TO A6.

During the grant period, did you:	MARK ONE OPTION PER CELL
a. Serve <u>more recipients</u> than before?	1 <input type="checkbox"/> Yes for all services 2 <input type="checkbox"/> Yes for most services 3 <input type="checkbox"/> Yes for some services 4 <input type="checkbox"/> No
b. Serve a <u>new or different population</u> than before?	1 <input type="checkbox"/> Yes for all services 2 <input type="checkbox"/> Yes for most services 3 <input type="checkbox"/> Yes for some services 4 <input type="checkbox"/> No
c. Provide <u>more training to service providers</u> than before?	1 <input type="checkbox"/> Yes for all services 2 <input type="checkbox"/> Yes for most services 3 <input type="checkbox"/> Yes for some services 4 <input type="checkbox"/> No
d. Provide <u>more frequent or more hours of services</u> than before?	1 <input type="checkbox"/> Yes for all services 2 <input type="checkbox"/> Yes for most services 3 <input type="checkbox"/> Yes for some services 4 <input type="checkbox"/> No
e. Provide services that are <u>more likely to be evidence-based</u> than before?	1 <input type="checkbox"/> Yes for all services 2 <input type="checkbox"/> Yes for most services 3 <input type="checkbox"/> Yes for some services 4 <input type="checkbox"/> No

A6. Changes in services provided in the K-12 education pipeline stage

Services were not provided in the K-12 education pipeline stage before the grant. → GO TO A7.

During the grant period, did you:	MARK ONE OPTION PER CELL
a. Serve <u>more recipients</u> than before?	1 <input type="checkbox"/> Yes for all services 2 <input type="checkbox"/> Yes for most services 3 <input type="checkbox"/> Yes for some services 4 <input type="checkbox"/> No
b. Serve a <u>new or different population</u> than before?	1 <input type="checkbox"/> Yes for all services 2 <input type="checkbox"/> Yes for most services 3 <input type="checkbox"/> Yes for some services 4 <input type="checkbox"/> No
c. Provide <u>more training to service providers</u> than before?	1 <input type="checkbox"/> Yes for all services 2 <input type="checkbox"/> Yes for most services 3 <input type="checkbox"/> Yes for some services 4 <input type="checkbox"/> No
d. Provide <u>more frequent or more hours of services</u> than before?	1 <input type="checkbox"/> Yes for all services 2 <input type="checkbox"/> Yes for most services 3 <input type="checkbox"/> Yes for some services 4 <input type="checkbox"/> No
e. Provide services that are <u>more likely to be evidence-based</u> than before?	1 <input type="checkbox"/> Yes for all services 2 <input type="checkbox"/> Yes for most services 3 <input type="checkbox"/> Yes for some services 4 <input type="checkbox"/> No

A7. Changes in services provided in the college and career readiness pipeline stage

Services were not provided in the college and career readiness pipeline stage before the grant. → GO TO A8.

During the grant period, did you:

MARK ONE OPTION PER CELL

a. Serve <u>more recipients</u> than before?	1 <input type="checkbox"/> Yes for all services 2 <input type="checkbox"/> Yes for most services 3 <input type="checkbox"/> Yes for some services 4 <input type="checkbox"/> No
b. Serve a <u>new or different population</u> than before?	1 <input type="checkbox"/> Yes for all services 2 <input type="checkbox"/> Yes for most services 3 <input type="checkbox"/> Yes for some services 4 <input type="checkbox"/> No
c. Provide <u>more training to service providers</u> than before?	1 <input type="checkbox"/> Yes for all services 2 <input type="checkbox"/> Yes for most services 3 <input type="checkbox"/> Yes for some services 4 <input type="checkbox"/> No
d. Provide <u>more frequent or more hours of services</u> than before?	1 <input type="checkbox"/> Yes for all services 2 <input type="checkbox"/> Yes for most services 3 <input type="checkbox"/> Yes for some services 4 <input type="checkbox"/> No
e. Provide services that are <u>more likely to be evidence-based</u> than before?	1 <input type="checkbox"/> Yes for all services 2 <input type="checkbox"/> Yes for most services 3 <input type="checkbox"/> Yes for some services 4 <input type="checkbox"/> No

A8. Changes in services provided in the family and community supports pipeline stage

N Services were not provided in the family and community supports pipeline stage before the grant. → GO TO B1.

During the grant period, did you:	MARK ONE OPTION PER CELL
a. Serve <u>more recipients</u> than before?	1 <input type="checkbox"/> Yes for all services 2 <input type="checkbox"/> Yes for most services 3 <input type="checkbox"/> Yes for some services 4 <input type="checkbox"/> No
b. Serve a <u>new or different population</u> than before?	1 <input type="checkbox"/> Yes for all services 2 <input type="checkbox"/> Yes for most services 3 <input type="checkbox"/> Yes for some services 4 <input type="checkbox"/> No
c. Provide <u>more training to service providers</u> than before?	1 <input type="checkbox"/> Yes for all services 2 <input type="checkbox"/> Yes for most services 3 <input type="checkbox"/> Yes for some services 4 <input type="checkbox"/> No
d. Provide <u>more frequent or more hours of services</u> than before?	1 <input type="checkbox"/> Yes for all services 2 <input type="checkbox"/> Yes for most services 3 <input type="checkbox"/> Yes for some services 4 <input type="checkbox"/> No
e. Provide services that are <u>more likely to be evidence-based</u> than before?	1 <input type="checkbox"/> Yes for all services 2 <input type="checkbox"/> Yes for most services 3 <input type="checkbox"/> Yes for some services 4 <input type="checkbox"/> No

SECTION B: STUDENTS AND SCHOOLS SERVED BY YOUR PROMISE NEIGHBORHOOD

The next set of questions asks about the students and schools served by your Promise Neighborhood during your grant period.

B1. During the grant period, of the children living in your Promise Neighborhood’s footprint, what percentage received at least one service provided by the Promise Neighborhood? Your best estimate is fine.

MARK ONE ONLY

- ← 1 Less than 10% of children
 2 11-25% of children
 3 26-50% of children
 4 51%-75% of children
 5 76%-90% of children
 6 Over 90% of children → GO TO B3

B2. Which of the factors listed below made it difficult to provide at least one service to 90 percent of the children living in your Promise Neighborhood’s footprint?

- In column A, mark all of the factors that made it difficult to serve children living in your Promise Neighborhood.
- In column B, mark the top three factors that made it difficult to serve children.

FACTORS THAT MADE IT DIFFICULT TO PROVIDE SERVICES TO CHILDREN	A	B
	MARK ALL THAT APPLY	TOP FACTORS (MARK ONLY 3)
a. Families or children were not aware of the services offered	1 <input type="checkbox"/>	1 <input type="checkbox"/>
b. Families or children did not feel like they needed the services	2 <input type="checkbox"/>	2 <input type="checkbox"/>
c. Families were reluctant to enroll children in services, due to lack of familiarity with the Promise Neighborhood	3 <input type="checkbox"/>	3 <input type="checkbox"/>
d. Children did not have time to participate in services	4 <input type="checkbox"/>	4 <input type="checkbox"/>
e. Children did not have transportation to access services	5 <input type="checkbox"/>	5 <input type="checkbox"/>
f. Promise Neighborhood had inadequate partner capacity to deliver services	6 <input type="checkbox"/>	6 <input type="checkbox"/>
g. Promise Neighborhood had inadequate financial resources to deliver services	7 <input type="checkbox"/>	7 <input type="checkbox"/>
h. Promise Neighborhood had inadequate non-financial resources to deliver services, such as inadequate space or number of staff members	8 <input type="checkbox"/>	8 <input type="checkbox"/>
i. Promise Neighborhood had inadequate support from district, schools, or district/school staff	9 <input type="checkbox"/>	9 <input type="checkbox"/>
j. Promise Neighborhood intentionally targeted services to certain populations of students	10 <input type="checkbox"/>	10 <input type="checkbox"/>
k. Promise Neighborhood intentionally focused on improving the quality of services rather than increasing the number of children receiving services	11 <input type="checkbox"/>	11 <input type="checkbox"/>

FACTORS THAT MADE IT DIFFICULT TO PROVIDE SERVICES TO CHILDREN	A	B
	MARK ALL THAT APPLY	TOP FACTORS (MARK ONLY 3)
i. Promise Neighborhood was still in the process of scaling services	12 <input type="checkbox"/>	12 <input type="checkbox"/>
m. Other (specify): <div style="border: 1px solid black; height: 40px; width: 100%; margin-top: 5px;"></div>	13 <input type="checkbox"/>	13 <input type="checkbox"/>

B3. How did you select the target school(s) for your Promise Neighborhood?

MARK ALL THAT APPLY

- 1 We partnered with school(s) in the footprint of our Promise Neighborhood
- 2 We partnered with school(s) based on a specific need of the school or students within the school. Specify school/student need(s):

- 3 We partnered with school(s) based on other criteria. Specify other criteria:

B4. Did you exclude any of the following kinds of schools located in your footprint from the target schools for your Promise Neighborhood?

MARK ALL THAT APPLY

- 0 We did not exclude any schools located in the footprint
- 1 Magnet schools
- 2 Charter schools
- 3 Private schools
- 4 Religious schools
- 5 We excluded school(s) for another reason. Specify reason:

B5. Thinking about the years of your grant:

- a. On average, across all years of the grant, what percentage of children living in your Promise Neighborhood's footprint were enrolled in target schools? Your best guess is fine.

%

DK I am unable to provide an estimate

- b. On average, across all years of the grant, what percentage of children who attended target schools lived outside your Promise Neighborhood's footprint? Your best guess is fine.

%

DK I am unable to provide an estimate

- c. For students who lived in your Promise Neighborhood's footprint, but did not attend target schools, what schools did they primarily attend? Please only list schools that a substantial number of these students attended. You do not need to list a school if only a few students from the Promise Neighborhood's footprint attended it.

School name(s)
1.
2.
3.
4.
5.
6.
7.
8.
9.

SECTION C: PROMISE NEIGHBORHOOD FUNDING

The next set of questions asks about the funding received by your Promise Neighborhood during your grant period.

- C1. How much funding—including in-kind contributions—did you receive from sources other than your Promise Neighborhood grant to implement your Promise Neighborhood services across all years of your grant? Your best estimate is fine.**

\$

- C2. We would like to know how resources were allocated across Promise Neighborhood activities. Please indicate what percentage of your total funding was spent on each budget category below. Your best estimates are fine, but your answers across all rows should sum to 100%.**

BUDGET CATEGORY	PERCENTAGE OF FUNDING SPENT
a. Adding new services	<input style="width: 80px;" type="text"/> %
b. Expanding existing services	<input style="width: 80px;" type="text"/> %
c. Investing in staffing and operations for grantee organization, including staff delivering services and staff managing Promise Neighborhood partnerships	<input style="width: 80px;" type="text"/> %
d. Collecting data	<input style="width: 80px;" type="text"/> %
e. Other (specify):	<input style="width: 80px;" type="text"/> %
<div style="border: 1px solid black; width: 100%; height: 100%;"></div>	

- C3. We would like to know how resources were allocated across pipeline stages. Please rank the pipeline stages below, based on the amount of funding spent on each stage. Record a 1 next to the pipeline stage that used the highest amount of your funding. Record a 2 next to the stage that used the second highest amount, and so on. The stage that used the least amount of funding should be indicated with a 4.**

PIPELINE STAGE	RANK (ENTER 1, 2, 3 OR 4) (1 = HIGHEST AMOUNT OF FUNDING; 4= LOWEST AMOUNT OF FUNDING)
a. Early childhood	<input type="text"/>
b. K-12 education	<input type="text"/>
c. College and career readiness	<input type="text"/>
d. Family and community supports	<input type="text"/>

- C4. We would like to know how resources dedicated to services were used across pipeline stages. Please indicate whether funds were spent primarily to expand/improve existing services or to add new services.**

PIPELINE STAGE	PRIMARY USE OF FUNDING (MARK ONE OPTION PER CELL)
a. Early childhood	1 <input type="checkbox"/> Expand/improve existing services 2 <input type="checkbox"/> Add new services
b. K-12 education	1 <input type="checkbox"/> Expand/improve existing services 2 <input type="checkbox"/> Add new services
c. College and career readiness	1 <input type="checkbox"/> Expand/improve existing services 2 <input type="checkbox"/> Add new services
d. Family and community supports	1 <input type="checkbox"/> Expand/improve existing services 2 <input type="checkbox"/> Add new services

SECTION D: SERVICE IMPLEMENTATION

The questions in this section outline important tasks that can be used to achieve results through a Promise Neighborhoods cradle-to-career strategy.

Please indicate how challenging it was for your Promise Neighborhood to accomplish each set of tasks while implementing your grant.

D1. How challenging was it to complete each of the following data use tasks during the grant period?

MARK ONE OPTION PER ROW	NOT CHALLENGING	SOMEWHAT CHALLENGING	VERY CHALLENGING	NOT APPLICABLE
a. Collect data from schools, districts, partner organizations, or service providers	1 <input type="checkbox"/>	2 <input type="checkbox"/>	3 <input type="checkbox"/>	NA <input type="checkbox"/>
b. Develop and use a data system	1 <input type="checkbox"/>	2 <input type="checkbox"/>	3 <input type="checkbox"/>	NA <input type="checkbox"/>
c. Share individual-level data among partners	1 <input type="checkbox"/>	2 <input type="checkbox"/>	3 <input type="checkbox"/>	NA <input type="checkbox"/>
d. Analyze data	1 <input type="checkbox"/>	2 <input type="checkbox"/>	3 <input type="checkbox"/>	NA <input type="checkbox"/>
e. Use data on the performance of the Promise Neighborhood to establish accountability and continuously improve services	1 <input type="checkbox"/>	2 <input type="checkbox"/>	3 <input type="checkbox"/>	NA <input type="checkbox"/>

D2. How challenging was it to complete each of the following tasks related to strategic and accountable partnerships during the grant period?

MARK ONE OPTION PER ROW	NOT CHALLENGING	SOMEWHAT CHALLENGING	VERY CHALLENGING	NOT APPLICABLE
a. Identify partners	1 <input type="checkbox"/>	2 <input type="checkbox"/>	3 <input type="checkbox"/>	NA <input type="checkbox"/>
b. Establish contracts and/or memoranda of understanding with partners to lay out roles and responsibilities	1 <input type="checkbox"/>	2 <input type="checkbox"/>	3 <input type="checkbox"/>	NA <input type="checkbox"/>
c. Engage with partners to develop/provide Promise Neighborhood services	1 <input type="checkbox"/>	2 <input type="checkbox"/>	3 <input type="checkbox"/>	NA <input type="checkbox"/>
d. Scale up partner efforts to increase the number of individuals receiving Promise Neighborhood services	1 <input type="checkbox"/>	2 <input type="checkbox"/>	3 <input type="checkbox"/>	NA <input type="checkbox"/>
e. Manage the performance of partners	1 <input type="checkbox"/>	2 <input type="checkbox"/>	3 <input type="checkbox"/>	NA <input type="checkbox"/>

D3. How challenging was it to complete each of the following community engagement tasks during the grant period?

MARK ONE OPTION PER ROW	NOT CHALLENGING	SOMEWHAT CHALLENGING	VERY CHALLENGING	NOT APPLICABLE
a. Work with community members to help assess needs	1 <input type="checkbox"/>	2 <input type="checkbox"/>	3 <input type="checkbox"/>	NA <input type="checkbox"/>
b. Work with community members to design services to address those needs	1 <input type="checkbox"/>	2 <input type="checkbox"/>	3 <input type="checkbox"/>	NA <input type="checkbox"/>
c. Gain community buy-in for Promise Neighborhood activities/services	1 <input type="checkbox"/>	2 <input type="checkbox"/>	3 <input type="checkbox"/>	NA <input type="checkbox"/>
d. Raise community awareness of the services the Promise Neighborhood offers	1 <input type="checkbox"/>	2 <input type="checkbox"/>	3 <input type="checkbox"/>	NA <input type="checkbox"/>
e. Engage community members to participate in services	1 <input type="checkbox"/>	2 <input type="checkbox"/>	3 <input type="checkbox"/>	NA <input type="checkbox"/>
f. Engage community members to help deliver services	1 <input type="checkbox"/>	2 <input type="checkbox"/>	3 <input type="checkbox"/>	NA <input type="checkbox"/>
g. Use feedback from community members to continuously improve services	1 <input type="checkbox"/>	2 <input type="checkbox"/>	3 <input type="checkbox"/>	NA <input type="checkbox"/>

D4. How challenging was it to complete each of the following sustainable financing tasks during the grant period?

MARK ONE OPTION PER ROW	NOT CHALLENGING	SOMEWHAT CHALLENGING	VERY CHALLENGING	NOT APPLICABLE
a. Estimate the costs associated with providing services	1 <input type="checkbox"/>	2 <input type="checkbox"/>	3 <input type="checkbox"/>	NA <input type="checkbox"/>
b. Secure or redirect resources to support Promise Neighborhood activities/services	1 <input type="checkbox"/>	2 <input type="checkbox"/>	3 <input type="checkbox"/>	NA <input type="checkbox"/>
c. Develop and implement a business plan that allows for the continued delivery of Promise Neighborhood services after the federal grant ends	1 <input type="checkbox"/>	2 <input type="checkbox"/>	3 <input type="checkbox"/>	NA <input type="checkbox"/>
d. Scale up services that work	1 <input type="checkbox"/>	2 <input type="checkbox"/>	3 <input type="checkbox"/>	NA <input type="checkbox"/>









D5. How challenging was it to complete each of the following organizational and strategic capacity tasks during the grant period?

MARK ONE OPTION PER ROW

	NOT CHALLENGING	SOMEWHAT CHALLENGING	VERY CHALLENGING	NOT APPLICABLE
a. Expand staff within the grantee organization and partner organizations to support Promise Neighborhoods activities/services	1 <input type="checkbox"/>	2 <input type="checkbox"/>	3 <input type="checkbox"/>	NA <input type="checkbox"/>
b. Refine and improve processes within the grantee organization and partner organizations	1 <input type="checkbox"/>	2 <input type="checkbox"/>	3 <input type="checkbox"/>	NA <input type="checkbox"/>
c. Build organizational capacity by developing leadership skills	1 <input type="checkbox"/>	2 <input type="checkbox"/>	3 <input type="checkbox"/>	NA <input type="checkbox"/>
d. Plan for and deal with leadership changes and staff turnover	1 <input type="checkbox"/>	2 <input type="checkbox"/>	3 <input type="checkbox"/>	NA <input type="checkbox"/>

D6. If you answered “somewhat challenging” or “very challenging” to any of the tasks in D1 through D5, what strategies did you use to address the challenges and which strategies were the most useful?

- In column A, indicate whether you used the strategy to address challenges.
- In column B, indicate how useful the strategy was.

STRATEGY	A	B
	DID YOU USE THIS STRATEGY? (If you mark No, you can skip column B for that row)	HOW USEFUL WAS THIS STRATEGY FOR ADDRESSING CHALLENGES? (MARK ONE OPTION PER CELL)
a. Worked with a national technical assistance provider	1 <input type="checkbox"/> Yes 0 <input type="checkbox"/> No 	1 <input type="checkbox"/> Always or almost always useful 2 <input type="checkbox"/> Sometimes useful 3 <input type="checkbox"/> Rarely useful 4 <input type="checkbox"/> Never useful
b. Worked with a local consultant or contractor	1 <input type="checkbox"/> Yes 0 <input type="checkbox"/> No 	1 <input type="checkbox"/> Always or almost always useful 2 <input type="checkbox"/> Sometimes useful 3 <input type="checkbox"/> Rarely useful 4 <input type="checkbox"/> Never useful
c. Consulted with another Promise Neighborhood grantee	1 <input type="checkbox"/> Yes 0 <input type="checkbox"/> No 	1 <input type="checkbox"/> Always or almost always useful 2 <input type="checkbox"/> Sometimes useful 3 <input type="checkbox"/> Rarely useful 4 <input type="checkbox"/> Never useful
d. Engaged with a new partner organization or service provider	1 <input type="checkbox"/> Yes 0 <input type="checkbox"/> No 	1 <input type="checkbox"/> Always or almost always useful 2 <input type="checkbox"/> Sometimes useful 3 <input type="checkbox"/> Rarely useful 4 <input type="checkbox"/> Never useful
e. Engaged with a new network (for example, the Promise Neighborhoods National Network Conference)	1 <input type="checkbox"/> Yes 0 <input type="checkbox"/> No 	1 <input type="checkbox"/> Always or almost always useful 2 <input type="checkbox"/> Sometimes useful 3 <input type="checkbox"/> Rarely useful 4 <input type="checkbox"/> Never useful
f. Learned and adapted best practices from other communities	1 <input type="checkbox"/> Yes 0 <input type="checkbox"/> No 	1 <input type="checkbox"/> Always or almost always useful 2 <input type="checkbox"/> Sometimes useful 3 <input type="checkbox"/> Rarely useful 4 <input type="checkbox"/> Never useful
g. Hired new staff with expertise in this area	1 <input type="checkbox"/> Yes 0 <input type="checkbox"/> No 	1 <input type="checkbox"/> Always or almost always useful 2 <input type="checkbox"/> Sometimes useful 3 <input type="checkbox"/> Rarely useful 4 <input type="checkbox"/> Never useful
h. Other strategy (specify): <div style="border: 1px solid black; height: 50px; width: 250px; margin-top: 5px;"></div>	1 <input type="checkbox"/> Yes 0 <input type="checkbox"/> No 	1 <input type="checkbox"/> Always or almost always useful 2 <input type="checkbox"/> Sometimes useful 3 <input type="checkbox"/> Rarely useful 4 <input type="checkbox"/> Never useful

D7. During the implementation period for your Promise Neighborhood, how often did you access or participate in technical assistance provided by the U.S. Department of Education’s

Promise Neighborhoods team, local and national technical assistance providers, or anyone else?

MARK ONE ONLY

- 1 Frequently (more than 5 times a year, on average)
- 2 Sometimes (3-5 times a year, on average)
- 3 Rarely (0-2 times a year)
- 4 Never → GO TO D10

D8. How strongly do you agree or disagree with the following statement about the support and technical assistance you received?

During the Promise Neighborhood implementation period, we received the amount of support and technical assistance that we needed.

MARK ONE ONLY

- 1 Strongly agree
- 2 Agree
- 3 Disagree
- 4 Strongly Disagree

D9. During the implementation period for your Promise Neighborhood, how often was the support or technical assistance you received useful, meaning that it addressed your needs?

MARK ONE ONLY

The support and technical assistance...

- 1 Always or almost always addressed our needs
- 2 Sometimes addressed our needs
- 3 Rarely addressed our needs
- 4 Never addressed our needs

D10. Did the level of district involvement pose any challenges for your Promise Neighborhood at any point during the grant period?

MARK ALL THAT APPLY

- 1 Yes, lack of district involvement made it difficult to implement programming and services

- 2 Yes, lack of district involvement made it difficult to access outcome data
- 3 Yes, lack of district involvement made it difficult to communicate with students and families
- 4 Yes, the level of district involvement caused some other challenge.

Specify challenge:

- 5 No, the level of district involvement did not pose any challenges

D11. Did the level of school involvement pose any challenges for your Promise Neighborhood at any point during the grant period?

MARK ALL THAT APPLY

- 1 Yes, lack of school involvement made it difficult to implement programming and services
- 2 Yes, lack of school involvement made it difficult to access outcome data
- 3 Yes, lack of school involvement made it difficult to communicate with students and families
- 4 Yes, the level of school involvement caused some other challenge.

Specify challenge:

- 5 No, the level of school involvement did not pose any challenges

D12. To what extent did your Promise Neighborhood increase use of the following strategies during the grant implementation period, compared to the 3 years *before the grant was received*? These strategies may be used to align efforts, coordinate programs/services, and connect partners.

If your organization did not exist before the grant, please mark the bubble below this sentence. Please skip to E1.

We did not exist before the Promise Neighborhood grant.

If your organization did exist before the grant, please select one answer in each row below. Please select “Not Applicable” for any activity below that was not relevant to your organization before the Promise Neighborhood grant.

MARK ONE OPTION PER ROW

	NO INCREASE DURING GRANT	INCREASE D SOMEWHAT DURING GRANT	INCREASE D A GREAT EXTENT DURING GRANT	NOT APPLICABLE
a. Invest in staffing and operations for an organization (which may have been the grantee organization), including dedicated staff to manage partnerships	1 <input type="checkbox"/>	2 <input type="checkbox"/>	3 <input type="checkbox"/>	4 <input type="checkbox"/>
b. Organize working groups for partners to coordinate on aligning strategies and advancing results	1 <input type="checkbox"/>	2 <input type="checkbox"/>	3 <input type="checkbox"/>	4 <input type="checkbox"/>
c. Share student and family referrals among partners	1 <input type="checkbox"/>	2 <input type="checkbox"/>	3 <input type="checkbox"/>	4 <input type="checkbox"/>
d. Share intake and/or performance data among partners	1 <input type="checkbox"/>	2 <input type="checkbox"/>	3 <input type="checkbox"/>	4 <input type="checkbox"/>
e. Track common performance measures across partners	1 <input type="checkbox"/>	2 <input type="checkbox"/>	3 <input type="checkbox"/>	4 <input type="checkbox"/>
f. Use continuous quality improvement to inform services and resource allocation (by continuous quality improvement, we mean identifying needs, implementing services and strategies to address those needs, and assessing progress)	1 <input type="checkbox"/>	2 <input type="checkbox"/>	3 <input type="checkbox"/>	4 <input type="checkbox"/>
g. Use a scorecard or data dashboard to share outcomes or performance data	1 <input type="checkbox"/>	2 <input type="checkbox"/>	3 <input type="checkbox"/>	4 <input type="checkbox"/>
h. Develop individualized service plans for children to ensure each child receives a comprehensive and coordinated set of services designed to meet their specific needs	1 <input type="checkbox"/>	2 <input type="checkbox"/>	3 <input type="checkbox"/>	4 <input type="checkbox"/>
i. <u>Collect</u> partner data in a single data system	1 <input type="checkbox"/>	2 <input type="checkbox"/>	3 <input type="checkbox"/>	4 <input type="checkbox"/>
j. <u>Use</u> an integrated case management system to	1 <input type="checkbox"/>	2 <input type="checkbox"/>	3 <input type="checkbox"/>	4 <input type="checkbox"/>

MARK ONE OPTION PER ROW

	NO INCREASE DURING GRANT	INCREASED SOMEWHAT DURING GRANT	INCREASED A GREAT EXTENT DURING GRANT	NOT APPLICABLE
track program participants across multiple partner organizations				
k. Establish outcomes and targets in partner agreements, such as Memorandum of Understanding (MOUs) or contracts	1 <input type="checkbox"/>	2 <input type="checkbox"/>	3 <input type="checkbox"/>	4 <input type="checkbox"/>
l. Have dedicated case managers to ensure each child's services are coordinated and connected to each other	1 <input type="checkbox"/>	2 <input type="checkbox"/>	3 <input type="checkbox"/>	4 <input type="checkbox"/>
m. Meet regularly with partners to discuss how to better coordinate and connect services for students across partner organizations	1 <input type="checkbox"/>	2 <input type="checkbox"/>	3 <input type="checkbox"/>	4 <input type="checkbox"/>
n. Other (specify): <div data-bbox="224 848 846 999" style="border: 1px solid black; height: 72px; width: 383px;"></div>	1 <input type="checkbox"/>	2 <input type="checkbox"/>	3 <input type="checkbox"/>	4 <input type="checkbox"/>

SECTION E: BACKGROUND

E1. As the primary respondent of the survey, what years have you worked (or did you work) at the organization that received the Promise Neighborhood grant?

MARK ALL THE YEARS THAT APPLY

8 2008

15 2015

9 2009

16 2016

10 2010

17 2017

11 2011

18 2018

12 2012

19 2019

13 2013

20 2020

14 2014

21 2021

E2. If you consulted or worked with other staff to complete this survey, what years have those staff worked at the organization that received the Promise Neighborhood grant?

MARK ALL THE YEARS THAT APPLY

8 2008

16 2016

9 2009

17 2017

10 2010

18 2018

11 2011

19 2019

12 2012

20 2020

13 2013

21 2021

14 2014

n Not applicable; I did not consult others

15 2015

Thank you for taking the time to complete this survey!