



# **MC&FP PSB-CY System Reports and DASHBOARD Screenshots**

**ALL DATA REFLECTED IS FICTITIOUS /NOTIONAL  
FOR SYSTEM DEVELOPMENT, TESTING AND  
DEMONSTRATION PURPOSES ONLY**



**Provided by CYAP to DHRA  
24 Sep 21**



# HOME SCREEN

FEEDBACK NOT AUTHORIZED FOR CONTROLLED UNCLASSIFIED INFORMATION Frontend Version: 1.0.9.2772, Backend Version: 1.0.9.2766

PSB-CY CAUTION: TEST DATA ONLY

Lori Anderson  
Role: Global System Admin  
Last Login: 9/24/2021, 9:39 AM

- Home
- Dashboard
- Incidents
- Cases
- MCIO Cases
- Reports**
- Search
- Admin

Home

- Incidents
- Cases
- Reports**

Top Asked Questions

- Which platforms are supported for PSB-CY use?
- My PSB-CY User Account has been disabled/I need...
- What is Role-based Access Control?

FAQS User Guide Training Videos Help Desk

- [Which platforms are supported for PSB-CY use?](#)
- [My PSB-CY User Account has been disabled/I need access to the PSB-CY System. How do I request reinstatement or access?](#)
- [What's the difference between Incidents, Cases, and Reports?](#)
- [I'm searching for a specific Social Security Number that I know is in the system and am using the last four digits as the Keyword in my Search. Why are no results being returned?](#)
- [What is Role-based Access Control?](#)
- [I'm stuck on a page in Incident Intake and it won't let me continue to the next page. The Continue/Save/Update button it's grayed out and unavailable. What do I do?](#)
- [I have an idea on how to improve the System. Where can I send my idea?](#)
- [How do I change an Incident's severity?](#)
- [How do I change a Case's severity?](#)

Quick Actions

- Add Incident
- Help Center
- Give Feedback
- Health Check



# Report Menu

FEEDBACK

NOT AUTHORIZED FOR CONTROLLED UNCLASSIFIED INFORMATION

Frontend Version: 1.0.9.2772, Backend Version: 1.0.9.2766

PSB-CY

CAUTION: TEST DATA ONLY



Lori Anderson  
Role: Global System Admin  
Last Login: 9/24/2021, 9:39 AM

- Home
- Dashboard
- Incidents
- Cases
- MCIO Cases
- Reports
- File Upload
- Search
- Admin

#### Quick Actions

- Add Incident
- Help Center
- Give Feedback
- Health Check

## Reports

[Cases Opened in current Fiscal Year \(FY\) grouped by Gender](#)

[Cautionary and Problematic Incidents with Multiple Impacted or Impacted & Exhibiting Children](#)

[Number of Days that Cases Have been Open](#)

[MCIO Cases Associated to FAP Incidents](#)

[Supporting Service vs. Sponsor Service Report](#)

[User Report](#)

[Detailed User Report \(Download Excel File\)](#)



# Cases Opened in Current FY by Gender

## Reports

[Cases Opened in current Fiscal Year \(FY\) grouped by Gender](#)

[Cautionary and Problematic Incidents with Multiple Impacted or Impacted & Exhibiting Children](#)

[Number of Days that Cases Have been Open](#)

[MCIO Cases Associated to FAP Incidents](#)

[Supporting Service vs. Sponsor Service Report](#)

[User Report](#)

[Detailed User Report \(Download Excel File\)](#)

## Reports

Reports > Report: Cases Opened in current Fiscal Year (FY) grouped by Gender

### Cases Opened in current Fiscal Year (FY) grouped by Gender

Duration: **FY** Service: **All**  
Generated Date: **9/24/2021** Region: **All**  
Generated By: **Lori Anderson** Installation: **All**

Cases in current Fiscal Year (FY) grouped by Gender and Month between 10/1/2020 and 9/30/2021.

Sex	OCT	NOV	DEC	JAN	FEB	MAR	APR	MAY	JUN	JUL	AUG	SEP	Total
Male	14	9	11	16	0	0	0	0	0	0	0	1	51
Female	11	16	10	28	0	1	0	0	0	0	1	0	67
Other	9	17	9	20	0	0	0	0	0	0	0	0	55
Unknown	17	12	16	19	0	0	0	0	0	0	0	0	64
<b>Total</b>	<b>51</b>	<b>54</b>	<b>46</b>	<b>83</b>	<b>0</b>	<b>1</b>	<b>0</b>	<b>0</b>	<b>0</b>	<b>0</b>	<b>1</b>	<b>1</b>	

### Actions

Print Report



# Cautionary and Problematic Incidents with Multiple Impacted or Impacted & Exhibiting Children

## Reports

[Cases Opened in current Fiscal Year \(FY\) grouped by Gender](#)

[Cautionary and Problematic Incidents with Multiple Impacted or Impacted & Exhibiting Children](#)

[Number of Days that Cases Have been Open](#)

[MCIO Cases Associated to FAP Incidents](#)

[Supporting Service vs. Sponsor Service Report](#)

[User Report](#)

[Detailed User Report \(Download Excel File\)](#)

Duration **FY** Service **All**  
 Generated Date **9/24/2021** Region **All**  
 Generated By **Lori Anderson** Installation **All**

Number of **Cautionary** and **Problematic** incidents with more than one (1) impacted or impacted/exhibiting child between 10/1/2020 and 9/30/2021.

### Demonstration

Category	OCT	NOV	DEC	JAN	FEB	MAR	APR	MAY	JUN	JUL	AUG	SEP	Total
Cautionary	6	6	4	16	0	0	0	0	0	0	0	0	32
Problematic	10	11	8	11	0	0	0	0	0	0	0	0	40
<b>Total</b>	<b>16</b>	<b>17</b>	<b>12</b>	<b>27</b>	<b>0</b>	<b>0</b>	<b>0</b>	<b>0</b>	<b>0</b>	<b>0</b>	<b>0</b>	<b>0</b>	

## Reports

Reports > Report: Cautionary and Problematic Incidents with Multiple Impacted or Impacted & Exhibiting Children

### Cautionary and Problematic Incidents with Multiple Impacted or Impacted & Exhibiting Children

Actions  
[Print Report](#)

Duration **FY** Service **All**  
 Generated Date **9/24/2021** Region **All**  
 Generated By **Lori Anderson** Installation **All**

Number of Cautionary and Problematic Incidents with more than one (1) impacted or impacted/exhibiting child between 10/1/2020 and 9/30/2021.

**Rollup**

Category	OCT	NOV	DEC	JAN	FEB	MAR	APR	MAY	JUN	JUL	AUG	SEP	Total
Cautionary	6	6	4	16	0	0	0	0	0	0	0	0	32
Problematic	10	11	8	11	0	0	0	0	0	0	0	0	40
<b>Total</b>	<b>16</b>	<b>17</b>	<b>12</b>	<b>27</b>	<b>0</b>	<b>0</b>	<b>0</b>	<b>0</b>	<b>0</b>	<b>0</b>	<b>0</b>	<b>0</b>	

**By Service**

Category	OCT	NOV	DEC	JAN	FEB	MAR	APR	MAY	JUN	JUL	AUG	SEP	Total
Cautionary	17	15	16	21	0	0	0	0	0	0	0	0	69
Problematic	10	11	13	10	0	0	0	0	0	0	0	1	54
<b>Total</b>	<b>27</b>	<b>26</b>	<b>29</b>	<b>40</b>	<b>0</b>	<b>0</b>	<b>0</b>	<b>0</b>	<b>0</b>	<b>0</b>	<b>0</b>	<b>1</b>	

### US Air Force

Category	OCT	NOV	DEC	JAN	FEB	MAR	APR	MAY	JUN	JUL	AUG	SEP	Total
Cautionary	18	11	18	29	0	0	0	0	0	0	0	0	76
Problematic	16	14	22	18	0	0	0	0	0	0	0	0	70
<b>Total</b>	<b>34</b>	<b>25</b>	<b>40</b>	<b>47</b>	<b>0</b>	<b>0</b>	<b>0</b>	<b>0</b>	<b>0</b>	<b>0</b>	<b>0</b>	<b>0</b>	

### US Army

Category	OCT	NOV	DEC	JAN	FEB	MAR	APR	MAY	JUN	JUL	AUG	SEP	Total
Cautionary	8	9	9	13	0	0	0	0	0	0	0	0	39
Problematic	7	10	11	10	0	0	0	0	0	0	0	0	38
<b>Total</b>	<b>15</b>	<b>19</b>	<b>20</b>	<b>23</b>	<b>0</b>	<b>0</b>	<b>0</b>	<b>0</b>	<b>0</b>	<b>0</b>	<b>0</b>	<b>0</b>	

### US Marine Corps

Category	OCT	NOV	DEC	JAN	FEB	MAR	APR	MAY	JUN	JUL	AUG	SEP	Total
Cautionary	10	8	3	10	0	0	0	0	0	0	0	0	28
Problematic	3	7	5	8	0	0	0	0	0	0	0	0	23
<b>Total</b>	<b>13</b>	<b>15</b>	<b>8</b>	<b>18</b>	<b>0</b>	<b>0</b>	<b>0</b>	<b>0</b>	<b>0</b>	<b>0</b>	<b>0</b>	<b>0</b>	

### US Navy

Category	OCT	NOV	DEC	JAN	FEB	MAR	APR	MAY	JUN	JUL	AUG	SEP	Total
Cautionary	10	8	3	10	0	0	0	0	0	0	0	0	28
Problematic	3	7	5	8	0	0	0	0	0	0	0	0	23
<b>Total</b>	<b>13</b>	<b>15</b>	<b>8</b>	<b>18</b>	<b>0</b>	<b>0</b>	<b>0</b>	<b>0</b>	<b>0</b>	<b>0</b>	<b>0</b>	<b>0</b>	



# Reports

☰ Reports

Report: Supporting Service vs. Sponsor Service Report

## Cases by Supporting Service vs. Sponsor Service

Duration	<b>All Data</b>	Service	<b>All</b>
Generated Date	<b>9/24/2021</b>	Region	<b>All</b>
Generated By	<b>Lori Anderson</b>	Installation	<b>All</b>

Open Cases across all Services broken out by Service of the primary sponsor.

Actions



# Reports

Reports

Report: User Report

## User Report

Duration **Current** Service **All**  
Generated Date **9/24/2021** Region **All**  
Generated By **Lori Anderson** Installation **All**

### Actions

Print Report

User Account Status by Assigned Location

User Location	Enabled	Active in the Last 10 Days	Active in the Last 30 Days	Within 30 Days of Account Lockout	Disabled
OSD	27	4	4	0	0
US Army	8	0	0	0	0
ID-Sustainment	4	0	0	0	0
Aberdeen Proving Ground	12	0	0	0	0
Adelphi	12	0	0	0	0
Anniston Army Depot	12	0	0	0	0
Detroit Arsenal	12	0	0	0	0
Dugway Proving Ground	12	0	0	0	0
Fort A. P. Hill	12	0	0	0	0
Fort Belvoir	12	0	0	0	0
Fort Detrick	12	0	0	0	0
Fort Meade	12	0	0	0	0
Joint Base Myer-Henderson Hall	12	0	0	0	0
Joint Base San Antonio - Fort Sam Houston	12	0	0	0	0
McAlester Ammo Plant	12	0	0	0	0
Natick	12	0	0	0	0
Picatinny Arsenal	12	0	0	0	0
Pine Bluff Arsenal	12	0	0	0	0



# Users

Location	Total User	Total Active	Total Active	Total User	Total Users Within 30 Days Of Account Expiration
OSD	3371	4	4	0	0
US Army	1124	0	0	0	0
ID-Sustain	4	0	0	0	0
ID-Trainin	4	0	0	0	0
ID-Readin	4	0	0	0	0
ID-Pacific	4	0	0	0	0
ID-Europe	4	0	0	0	0
Regional H	4	0	0	0	0
Regional H	4	0	0	0	0
Regional H	4	0	0	0	0
Regional H	4	0	0	0	0
US Navy	1044	0	0	0	0
N68742 –	52	0	0	0	0
NAS Whid	12	0	0	0	0
NAVSTA E	12	0	0	0	0
NAVMAG	12	0	0	0	0
NAVBASE	12	0	0	0	0
N00242 –	124	0	0	0	0
NAVBASE	12	0	0	0	0
NAVBASE	12	0	0	0	0
NAVBASE	12	0	0	0	0





# HOME SCREEN

FEEDBACK NOT AUTHORIZED FOR CONTROLLED UNCLASSIFIED INFORMATION Frontend Version: 1.0.9.2772, Backend Version: 1.0.9.2766

PSB-CY CAUTION: TEST DATA ONLY

Lori Anderson  
Role: Global System Admin  
Last Login: 9/24/2021, 9:39 AM

- Home
- Dashboard**
- Incidents
- Cases
- MCIO Cases
- Reports
- File Upload
- Search
- Admin

Quick Actions

- Add Incident
- Help Center
- Give Feedback
- Health Check

## Home

### Incidents

### Cases

### Reports

### Top Asked Questions

Which platforms are supported for PSB-CY use?

My PSB-CY User Account has been disabled/I need...

What is Role-based Access Control?

### FAQS

### User Guide

### Training Videos

### Help Desk



# Dashboard

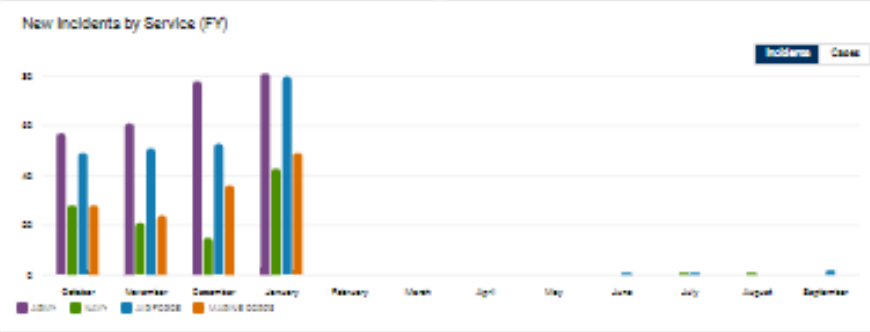
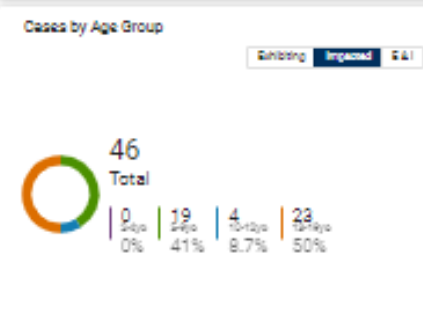
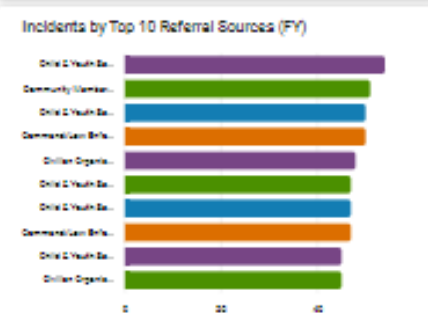
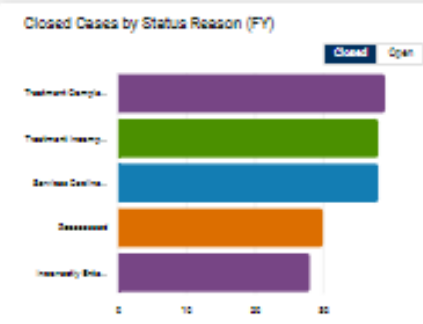
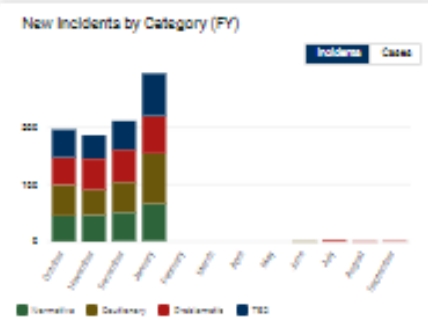
## OSD Summary Dashboard

Open Cases: 127

CATEGORY	INVOLVED CHILDREN
Problematic: 58	Cautionary: 69
Exhibiting: 38	Impacted: 46
	Exhibiting & Impacted: 43

Active Incidents: 884

CATEGORY	HIGH INTEREST
Problematic: 215	Cautionary: 224
Normative: 228	To Be Determined: 219
	Yes: 104
	No: 720





# Dashboard

## OSD Summary Dashboard

Open Cases: **127**

CATEGORY

Problematic: **58** Cautionary: **69**

INVOLVED CHILDREN

Exhibiting: **38** Impacted: **46** Exhibiting & Impacted: **43**

Active Incidents: **884**

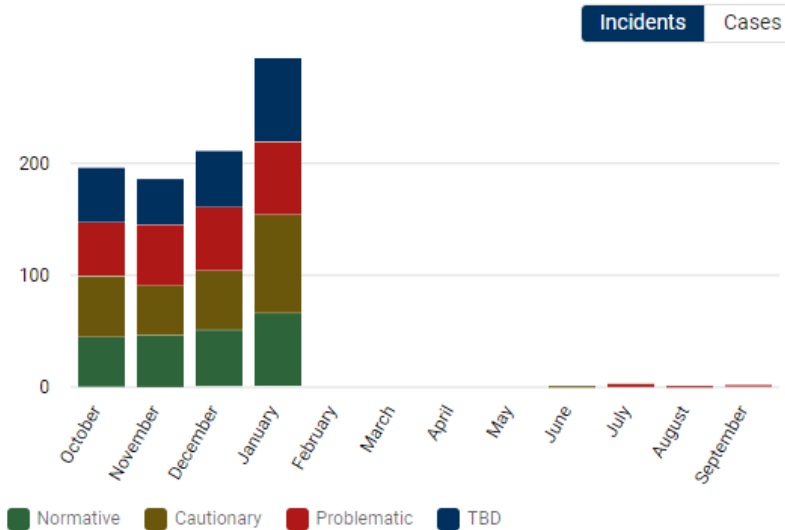
CATEGORY

Problematic: **215** Cautionary: **224** Normative: **226** To Be Determined: **219**

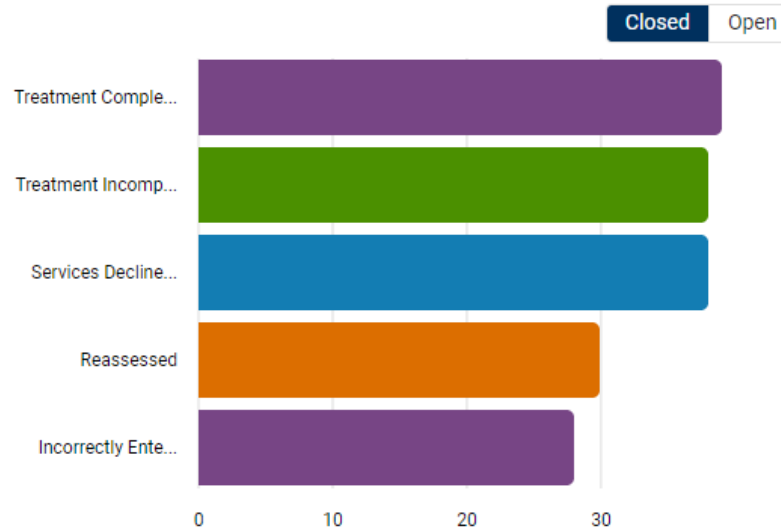
HIGH INTEREST

Yes: **164** No: **720**

### New Incidents by Category (FY)

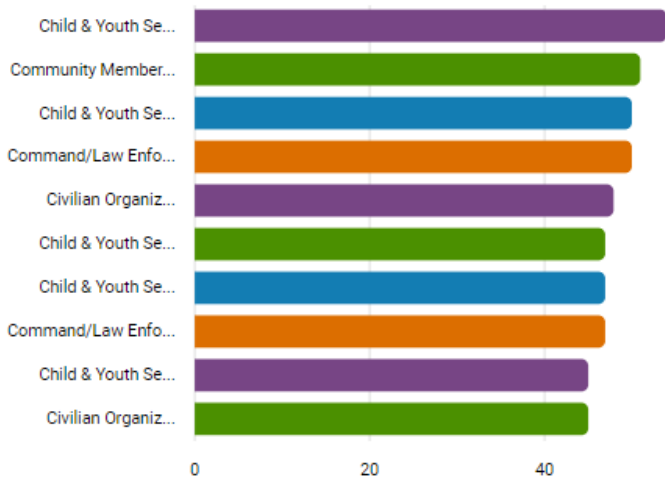


### Closed Cases by Status Reason (FY)

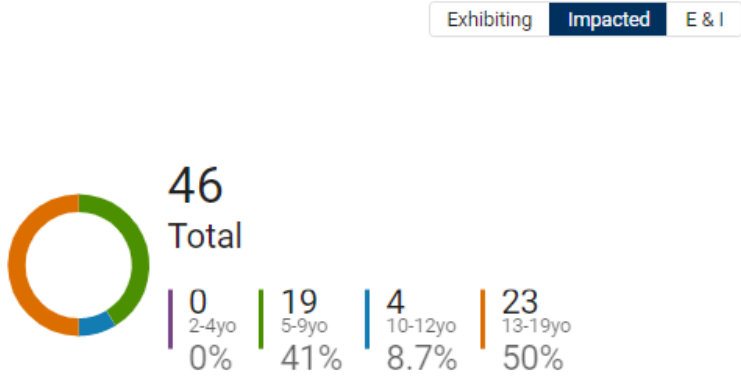




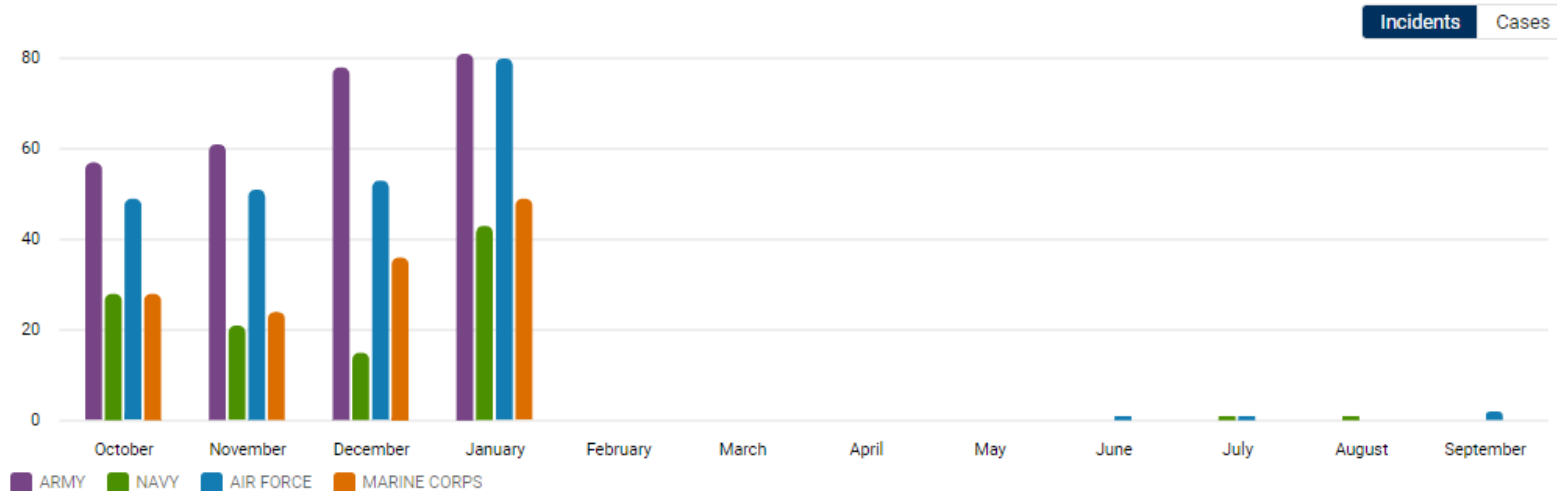
### Incidents by Top 10 Referral Sources (FY)



### Cases by Age Group



### New Incidents by Service (FY)





New Incidents by Service (FY)

