



U.S. Citizenship and
Immigration Services

N-565: Application for Replacement Naturalization/Citizenship Document

United States Citizenship and
Immigration Services

Application for Replacement Naturalization/ Citizenship Document

The Application for Replacement Naturalization/Citizenship Document (N-565) is used to apply to U.S. Citizenship and Immigration Services (USCIS) for a replacement of a certificate of naturalization, Certificate of Citizenship, Declaration of Intention, Repatriation Certificate, or to apply for a special certificate of naturalization to be recognized as a U.S. citizen by a foreign country.

Before You Start Your Application

Eligibility

- You may apply for a replacement document if:
 - You were issued a Certificate of Naturalization, Certificate of Citizenship, Declaration of Intention, or Repatriation Certificate which was lost, stolen, destroyed, or mutilated.
 - You were issued a Certificate of Naturalization, Certificate of Citizenship, Declaration of Intention, or Repatriation Certificate which is incorrect due to a typographical or clerical error by USCIS.
 - Your name was changed by marriage, divorce, annulment, or court order after the document was issued and you seek a document in your new name.
 - You received your Certificate of Citizenship and afterwards you obtained a court order or a document issued by the U.S. government or the government of any U.S. state that changes your date of birth and you seek a certificate with the new date of birth.
 - You were issued a Certificate of Citizenship, a Certificate of Naturalization, Declaration of Intention, or Repatriation Certificate and your change of gender is rightly recognized through a court order, a government issued document, or a letter from a licensed health care professional.
 - You are a naturalized citizen holding a special certificate of naturalization for the purpose of a foreign country recognizing you as a citizen of the United States.

NOTE: USCIS will not change your name without evidence such as a marriage certificate, divorce decree, or court order.

USCIS cannot make any changes to an incorrect date of birth or name on a Certificate of Naturalization if you provided an incorrect date or name on your Application for Naturalization (N-405), and then later sworn to the facts of your application by signing Part 3, Signature at Hearing. We can only change the name on your Certificate of Naturalization if you changed your name after you were naturalized.

Fee

Fee: \$225
If your current document is incorrect due to a typographical or clerical error caused by USCIS, there is no fee.

Refund Policy
USCIS does not refund fees, regardless of any action we take on your application, petition or request, or how long USCIS takes to reach a decision.

By continuing this transaction, you acknowledge that you must submit fees in the exact amount and that you are paying the fees for a government service.

Please refer to the instructions for the form(s) you are filing for additional information, or you may call the USCIS Contact Center at 800-375-5282. For TTY (deaf or hard of hearing) 800-367-5888.

Submitting online

Submitting your application online is the same as mailing in a completed paper form. They both gather the same information and cost the same.

Documents you may need

Before starting the Application for Replacement Naturalization/Citizenship Document (N-565), you may want to gather the documents you will need to support your application. These include your original document, if you still have it.

The other documents you need will depend on the information you provide in the application, such as the reason you are requesting the replacement document. We will tell you which documents you need to submit in the Evidence section of the application.

After you submit your application

Track your application status

After you submit your application, you can track its status through your USCIS account. Sign in to your account often to check on your case status and read any important messages from USCIS.

If you reside in the United States, USCIS may request that you attend an appointment at ASC to have your photograph taken.

Biometric services appointment

USCIS may require that you appear for an interview or provide biometrics (fingerprints, photographs, and/or signatures) at any time to verify your identity, obtain additional information, and conduct background and security checks, including a check of criminal history records maintained by the Federal Bureau of Investigation (FBI), before making a decision on your application or petition. After USCIS reviews your application and ensures it is complete, we will inform you if you need to attend a biometric services appointment. If an appointment is necessary, we will send you the location of your local or designated USCIS application support center (ASC) and the date and time of your appointment(s). If you are currently outside the United States, instruct you to contact a U.S. Embassy, U.S. Consulate, or USCIS office outside the United States to set up an appointment.

If you are required to provide biometrics, at your appointment you must sign an oath reaffirming that:

- You provided or authorized all information in the application;
- You received and understood all of the information contained in, and submitted with, your application; and
- All of this information was complete, true, and correct at the time of filing.

Mail in your original document

USCIS may require you to mail your original document. This is required if you are applying for a new document for one of the reasons below.

- Current document is mutilated
- Current document has a typographical/clerical error caused by USCIS
- Name changed
- Date of birth changed
- Gender changed

You should include your A-Number with your original document.

Mail your original document to:
USCIS National Service Center
805 S. Street
Lincoln, NE 68508

Respond to requests for evidence

If we need more information from you, we will send you a Request for Evidence (RFE) or Request for Information (RFI). You can respond to our request and upload your documents through your USCIS account.



Completing Your Form Online

Completely fill out this application

You should answer all questions in the Getting Started section first so we can best customize the rest of your online application experience.

You should provide as many responses as you can, to the best of your knowledge, throughout the application. Incomplete fields or sections and missing information can slow down the process after you submit your application.

Once USCIS accepts your application, we will check it for completeness. If you do not completely fill out this application, you will not establish a basis for your eligibility and USCIS may reject or deny your application.

We will automatically save your information when you select "next" to go to a new page or navigate to another section of the application. We will save your information for the next 30 days from today, or from the last time you worked on your application.

DHS Privacy Notice

AUTHORITIES: The information requested on this application, and the associated evidence, is collected under the Immigration and Nationality Act sections 103, 208, and 241(b)(3), and 8 CFR sections 103, 208, and 1208.

PURPOSE: The primary purpose for providing the requested information on this form is to determine eligibility for asylum in the United States, and for withholding of removal. The information may also be used to apply for deferral of removal under the Convention Against Torture.

DISCLOSURE: The information you provide is voluntary. However, failure to provide the requested information, and any requested evidence, may delay a final decision or result in the denial of your benefit request.

ROUTINE USES: DHS may share the information you provide on this benefit application with other federal, state, local, and foreign government agencies and authorized organizations. DHS follows approved routine uses described in the associated published system of records notices [DHS/USCIS-001 - Alien File, Index, and National File Tracking and DHS/USCIS-010 - Asylum Information and Pre-Screening] which you can find at www.dhs.gov/privacy and EOIR-001, Records Management Information System, 69 Fed. Reg. 26, 179 (May 11, 2004) or its successors. DHS may also share the information, as appropriate, for law enforcement purposes or in the interest of national security.

Paperwork Reduction Act Burden Disclosure Notice

An agency may or may not conduct or sponsor an information collection, and a person is not required to respond to a collection of information, unless it displays a currently valid Office of Management and Budget (OMB) control number. The public reporting burden for this collection of information is estimated at 1 hour and 20 minutes per response, including the time for reviewing instructions, gathering the required documentation and information, completing the application, attracting necessary documentation, and submitting the application. The collection of biometrics is estimated to require 1 hour and 10 minutes. Send comments regarding this burden estimate or any other aspect of this collection of information, including suggestions for reducing this burden, to:

U.S. Citizenship and Immigration Services
Office of Policy and Strategy, Regulatory Coordination Division
5900 Capital Gateway Drive, Mail Stop #2140
Camp Springs, MD 20588-0009

Do not mail your completed I-565 to this address.

OMB No. 1615-0091
Expires: mm/dd/yyyy

Security Reminder

If you do not work on your form for more than 30 days, we will delete your data in order to prevent storing personal information indefinitely.

[Back](#)

[Start application](#)



Application for Replacement Naturalization/

Getting Started ^

Preparer and interpreter information

Preparer information

Interpreter information

About you

Your Request v

Evidence v

Additional Information v

Review and Submit v

Is someone assisting you with completing this application?

- Yes
- No

Is a preparer assisting you with completing this application?

A preparer is anyone who completes or helps you complete all or part of your application using information and answers that you provide.

- Yes
- No

Is an interpreter assisting you with completing this application?

An interpreter is someone who reads the instructions and questions on this application to you in a language in which you are fluent.

- Yes
- No

Back

Next



Application for Replacement Naturalization/

Getting Started

Preparer and interpreter information

Preparer information

Interpreter information

About you

Your Request

Evidence

Additional Information

Review and Submit

What is your preparer's full name?

Given name (first name) Family name (last name)

What is your preparer's business or organization name?

My preparer is not apart of a business or organization

What is your preparer's mailing address?

Country

Address line 1

Street number and name

Address line 2

Apartment, suite, unit, or floor

City or town Province Postal code

What is your preparer's contact information?

Daytime telephone number

Mobile telephone number

My preparer does not have a mobile telephone number.

Email address

My preparer does not have an email address.

Back

Next



Application for Replacement Naturalization/

- Getting Started ^
- Preparer and interpreter information
- Preparer information
- Interpreter information
- About you
- Your Request v
- Evidence v
- Additional Information v
- Review and Submit v

What is your interpreter's full name?

Given name (first name) Family name (last name)

What is your interpreter's business or organization name?

My interpreter is not apart of a business or organization

What is your interpreter's mailing address?

Country

Address line 1

Street number and name

Address line 2

Apartment, suite, unit, or floor

City or town Province Postal code

What is your interpreter's contact information?

Daytime telephone number

Mobile telephone number
 My interpreter does not have a mobile telephone number.

Email address
 My interpreter does not have an email address.

What language is your interpreter using to interpret this application to you?

Application for Replacement Naturalization

- Setting Started
- Program and category information
- Preparer information
- Integrator information

- Next step
- Your Request
- Details
- Additional Information
- Review and Submit

What is your current legal name?

Given name (First name) Middle name

Family name (Last name)

Have you used any other names since birth?

Other names used may include nicknames, aliases, and maiden names.

Yes

No

Given name (First name) Middle name

Family name (Last name)

+ Add another name

What is your country of former citizenship or nationality?

Country

How can we contact you?

Mobile telephone number

Daytime telephone number

This is the same as my mobile telephone number.

Email address

What is your current mailing address?

In care of name (if any)

Country

Address line 1

Street number and name

Address line 2

Apartment, suite, unit, or floor

City or town Province Postal code

Has your marital status changed since your last document was issued?

Yes

No

What is your current marital status?

- Single
- Married
- Divorced
- Widowed
- Marriage Annulled

What is your A-Number?

My child does not have or know their A-Number.

A-Number

Since becoming a U.S. Citizen, have you lost or renounced your citizenship in any manner?

Yes

No

Provide an explanation.

Explanation

Back Next



Application for Replacement Naturalization/

Getting Started

Your Request

Current certificate or declaration

New document

Evidence

Additional Information

Review and Submit

What is the certificate or declaration number on your current document?

When was this document issued?

Which court or USCIS office issued your document?

The name on my current document matches my legal name.

Given name (first name)

Middle name (if applicable)

Family name (last name)

What is your date of birth on your current document?

The date of birth on my current document matches my current date of birth.

Back

Next



Application for
Replacement
Naturalization/

Getting Started ▾

Your Request ▲

Current certificate or
declaration

New document

Evidence ▾

Additional Information ▾

Review and Submit ▾

Which document are you requesting?

- New Certificate of Citizenship
- New Certificate of Naturalization
- New Certificate of Repatriation
- New Declaration of Intention
- Special Certificate of Naturalization to obtain recognition of my U.S. citizenship by a foreign country

Back

Next





Application for Replacement Naturalization/

Getting Started

Your Request

Current certificate or declaration

New document

Evidence

Additional Information

Review and Submit

What is the name of the foreign country?

What is the name of the foreign official who is requesting this certificate (if known)?

Given name (first name)	Middle name (if applicable)
<input type="text"/>	<input type="text"/>

Family name (last name)

What is the foreign official's title?

What is the foreign official's government agency?

What is the foreign official's address?

Country

Address line 1

Street number and name

Address line 2

Apartment, suite, unit, or floor

City or town	Province	Postal code
<input type="text"/>	<input type="text"/>	<input type="text"/>

Back

Next



Application for Replacement Naturalization/

Getting Started ▾

Your Request ▲

Current certificate or declaration

New document

Evidence ▾

Additional Information ▾

Review and Submit ▾

Why are you requesting a new document?

Select all that apply

- My certificate or declaration was lost, stolen, or destroyed.
- My certificate or declaration is mutilated.
- My certificate or declaration is incorrect due to typographical/clerical error by USCIS.
- My name has legally changed.
- My date of birth has legally changed through a court order or U.S. government-issued document.
- I am seeking to change the gender listed on my document.
- My reason for applying for a new document is not listed above.

Back

Next





Application for
Replacement
Naturalization/

Getting Started ▾

Your Request ▲

Current certificate or
declaration

New document

Evidence ▾

Additional Information ▾

Review and Submit ▾

When, where, and how was your document lost,
stolen, or destroyed?

Back

Next





Application for Replacement Naturalization/

Getting Started

Your Request

Current certificate or declaration

New document

Evidence

Additional Information

Review and Submit

Why are you requesting a new document?

Select all that apply

- My certificate or declaration was lost, stolen, or destroyed.
- My certificate or declaration is mutilated.
- My certificate or declaration is incorrect due to typographical/clerical error by USCIS.
- My name has legally changed.
- My date of birth has legally changed through a court order or U.S. government-issued document.
- I am seeking to change the gender listed on my document.
- My reason for applying for a new document is not listed above.

Back

Next





Application for Replacement Naturalization/

Getting Started ▾

Your Request ▲

Current certificate or declaration

New document

Evidence ▾

Additional Information ▾

Review and Submit ▾

What was the typographical or clerical error in **your document that needs to be corrected?**

- Name
- Date of Birth
- Gender
- Other

Provide an explanation of what is incorrect on your current certificate or declaration.

Back

Next



Application for Replacement Naturalization/

Getting Started ▾

Your Request ▲

Current certificate or declaration

New document

Evidence ▾

Additional Information ▾

Review and Submit ▾

Why are you requesting a new document?

Select all that apply

- My certificate or declaration was lost, stolen, or destroyed.
- My certificate or declaration is mutilated.
- My certificate or declaration is incorrect due to typographical/clerical error by USCIS.
- My name has legally changed.
- My date of birth has legally changed through a court order or U.S. government-issued document.
- I am seeking to change the gender listed on my document.
- My reason for applying for a new document is not listed above.

Back

Next





Application for Replacement Naturalization/

Getting Started

Your Request

Current certificate or declaration

New document

Evidence

Additional Information

Review and Submit

How did your name change?

- Marriage, divorce, **annulment**
- Court order

On what date did your name change?

What is your new legal name?

Given name (first name)

Middle name (if applicable)

Family name (last name)

Back

Next





Application for
Replacement
Naturalization/

Getting Started ▾

Your Request ▲

Current certificate or
declaration

New document

Evidence ▾

Additional Information ▾

Review and Submit ▾

Why are you requesting a new document?

Select all that apply

- My certificate or declaration was lost, stolen, or destroyed.
- My certificate or declaration is mutilated.
- My certificate or declaration is incorrect due to typographical/clerical error by USCIS.
- My name has legally changed.
- My date of birth has legally changed through a court order or U.S. government-issued document.
- I am seeking to change the gender listed on my document.
- My reason for applying for a new document is not listed above.

Back

Next





Application for
Replacement
Naturalization/

Getting Started ▾

Your Request ▲

Current certificate or
declaration

New document

Evidence ▾

Additional Information ▾

Review and Submit ▾

How was your date of birth changed?

- Court order
- U.S. Government issued document**

On what date did your date of birth change?

MM/DD/YYYY

What is your new date of birth?

MM/DD/YYYY

Back

Next





Application for Replacement Naturalization/

Getting Started

Your Request

Current certificate or declaration

New document

Evidence

Additional Information

Review and Submit

Why are you requesting a new document?

Select all that apply

- My certificate or declaration was lost, stolen, or destroyed.
- My certificate or declaration is mutilated.
- My certificate or declaration is incorrect due to typographical/clerical error by USCIS.
- My name has legally changed.
- My date of birth has legally changed through a court order or U.S. government-issued document.
- I am seeking to change the gender listed on my document.
- My reason for applying for a new document is not listed above.

Back

Next





Application for Replacement Naturalization/

Getting Started

Your Request

Current certificate or declaration

New document

Evidence

Additional Information

Review and Submit

How has your gender change been legally recognized?

- Court order **granting change of sex or gender.**
- Government-issued document reflecting the gender change.**
- Certification of **gender** issued by a licensed **health care professional.**

What is your current gender?

- Male
- Female

Back

Next





Application for
Replacement
Naturalization/

Getting Started ▾

Your Request ▲

Current certificate or
declaration

New document

Evidence ▾

Additional Information ▾

Review and Submit ▾

Why are you requesting a new document?

Select all that apply

- My certificate or declaration was lost, stolen, or destroyed.
- My certificate or declaration is mutilated.
- My certificate or declaration is incorrect due to typographical/clerical error by USCIS.
- My name has legally changed.
- My date of birth has legally changed through a court order or U.S. government-issued document.
- I am seeking to change the gender listed on my document.
- My reason for applying for a new document is not listed above.

Back

Next





Application for
Replacement
Naturalization/

Getting Started ▾

Your Request ▲

Current certificate or
declaration

New document

Evidence ▾

Additional Information ▾

Review and Submit ▾

Why are you requesting a new document?

Back

Next



Evidence pt. 1

U.S. Citizenship and Immigration Services | My Account | My Account | Resources | Sign Out

Application for Replacement Naturalization/

Getting Started ▾
Your Request ▾
Evidence ▾
Evidence to support your application
Additional Information ▾
Review and Submit ▾

As part of the application process, you will need to provide evidence to support your application. These documents help us evaluate your application and verify your answers are true.

You are required to provide images or copies of several documents now as part of submitting your application. You may also need to provide additional evidence, depending on how you answered certain questions in the application.

2" x 2" photo of you

If you reside outside the United States, upload a recent color photograph of yourself that measures 2 by 2 inches, with your face measuring 1 inch to 1.33 inch from your chin to the top of your head. Your eyes should be between 1.18 inch and 1.33 inch from the bottom of the photo.

Make sure your whole face is visible, you are facing the camera directly, and the background is white or off white. Your head must be bare, unless contrary to your religious beliefs.

If you need help understanding the photo requirements or want to resize, rotate, or crop your photo, you can use the Department of State's [photo composition tools](#).

Drag files here or choose a file
Maximum size: 5MB per file
Accepted formats: JPG, JPEG, PSD, TIF, or TIFF
No encrypted or password-protected files

Original document from USCIS

Upload an image or copy of your original document.

You also must mail your original document to USCIS to complete your application. You should include your A-Number with your original document.

Mail your original document to:
USCIS Nebraska Service Center
855 S. Street
Lincoln, NE 68508

Drag files here or choose a file
Maximum size: 5MB per file
Accepted formats: JPG, JPEG, PSD, TIF, or TIFF
No encrypted or password-protected files

Evidence of your mutilated document

Upload an image or copy of your mutilated document.

You also must mail your mutilated original document to USCIS to complete your application. You should include your A-Number with your original document.

Mail your original document to:
USCIS Nebraska Service Center
855 S. Street
Lincoln, NE 68508

Drag files here or choose a file
Maximum size: 5MB per file
Accepted formats: JPG, JPEG, PSD, TIF, or TIFF
No encrypted or password-protected files

Evidence of your lost, stolen, or destroyed document

Upload an image or copy of your original document if you have one.

You must upload a copy of a police report and/or a sworn statement explaining what happened to the document and any attempts to retrieve the document.

Drag files here or choose a file
Maximum size: 5MB per file
Accepted formats: JPG, JPEG, PSD, TIF, or TIFF
No encrypted or password-protected files

Evidence of clerical or typographical error

Upload images or copies of documents supporting your explanation of the error and request for a new document.

Drag files here or choose a file
Maximum size: 5MB per file
Accepted formats: JPG, JPEG, PSD, TIF, or TIFF
No encrypted or password-protected files

Evidence pt. 2

Evidence of your name change

Upload an image or copy of the marriage certificate, annulment decree, or divorce decree that shows you're legally changed name.

Drag files here or choose a file.
Maximum size: 4MB per file
Accepted formats: JPG, JPEG, PNG, TIF, or TIFF
No encrypted or password-protected files

Evidence of your name change

Upload an image or copy of the original or certified court order that shows you're legally changed name.

Drag files here or choose a file.
Maximum size: 4MB per file
Accepted formats: JPG, JPEG, PNG, TIF, or TIFF
No encrypted or password-protected files

Evidence of your date of birth change

Upload an image or copy of the original or certified U.S. Government-issued document or court document showing the date of birth change.

A U.S. Government document may include:

- Birth certificate
- Certificate recognizing foreign birth
- Certificate of birth abroad
- Other vital- or civil records issued by the U.S. state where you resided when the document was issued

Drag files here or choose a file.
Maximum size: 4MB per file
Accepted formats: JPG, JPEG, PNG, TIF, or TIFF
No encrypted or password-protected files

Court order granting change of sex or gender

Upload an image or certified copy of the court order granting your change of sex or gender.

Drag files here or choose a file.
Maximum size: 4MB per file
Accepted formats: JPG, JPEG, PNG, TIF, or TIFF
No encrypted or password-protected files

Court order granting change of sex or gender

Upload an image or certified copy of the court order granting your change of sex or gender.

Drag files here or choose a file.
Maximum size: 4MB per file
Accepted formats: JPG, JPEG, PNG, TIF, or TIFF
No encrypted or password-protected files

Government-issued document reflecting the requested gender designation.

Upload an image or certified copy of the official document that shows your legally changed gender.

An official document may include:

- Amended birth certificate
- Passport recognizing the gender change
- Driver's license recognizing the gender change
- Other official document showing identity issued by the U.S. Government, a state or local government in the United States, or a foreign government

Drag files here or choose a file.
Maximum size: 4MB per file
Accepted formats: JPG, JPEG, PNG, TIF, or TIFF
No encrypted or password-protected files

Evidence pt. 3

Evidence supporting your request

Upload images or copies of any documents supporting your request for a replacement document.

Drag files here or choose a file
Maximum size: 6MB per file
Accepted formats: JPG, JPEG, PDF, TIF, or TIFF
No encrypted or password-protected files

Loss of citizenship

Upload any additional documents explaining how and why you lost or renounced your United States citizenship.

Drag files here or choose a file
Maximum size: 6MB per file
Accepted formats: JPG, JPEG, PDF, TIF, or TIFF
No encrypted or password-protected files

Additional evidence you want to provide

Upload any additional documents that support your application and help explain any of your answers on the application.

Drag files here or choose a file
Maximum size: 6MB per file
Accepted formats: JPG, JPEG, PDF, TIF, or TIFF
No encrypted or password-protected files

Evidence of change in marital status

If your marital status has changed since your original document was issued, you must upload an image or copy of the document establishing your change in marital status. Such documents may include your most recent marriage certificate, divorce decree, annulment decree, or spouse's death certificate.

Drag files here or choose a file
Maximum size: 6MB per file
Accepted formats: JPG, JPEG, PDF, TIF, or TIFF
No encrypted or password-protected files


U.S. Government-issued photo identification

Upload an image of your U.S. Government-issued photo identification.

Drag files here or choose a file
Maximum size: 6MB per file
Accepted formats: JPG, JPEG, PDF, TIF, or TIFF
No encrypted or password-protected files

Back

Next



Topics
Adoption

Verification
E-Verify

Policies
Accessibility

Government
U.S. Department of Homeland Security



Application for
Replacement
Naturalization/

Getting Started ▾

Your Request ▾

Evidence ▾

Additional Information ▲

Optional explanation

Review and Submit ▾

You may provide additional information for your request

If you need to provide any additional information for any of your answers to the questions in this form, enter it into the space below. You should include the questions that you are referencing.

If you do not need to provide any additional information, you may leave this section blank.

[Back](#)

[Next](#)





Application for
Replacement
Naturalization/

Getting Started ▾

Your Request ▾

Evidence ▾

Additional Information ▾

Review and Submit ▲

Review your application


Check your application before you submit

We will review your application to check for accuracy and completeness before you submit it.

If you do not completely fill out this application, you will not establish a basis for your eligibility and USCIS may reject or deny your application.

You can return to this page to review your application as many times as you want before you submit it.

Your fee

 Your form filing fee is: \$0

Refund Policy: USCIS does not refund fees, regardless of any action we take on your application, petition or request, or how long USCIS takes to reach a decision. By continuing this transaction, you acknowledge that you must submit fees in the exact amount and that you are paying the fees for a government service.

Alerts and warning

A green alert means you have completed all required fields and responses.

 We found no alerts or warnings in your application.

Back

Next



Application for Replacement Naturalization/

Getting Started

Your Request

Evidence

Additional Information

Review and Submit

Review your application

Your application summary

Your application summary

Here is a summary of all the information you provided in your application.

Make sure you have provided responses for everything that applies to you before you submit your application. You can edit your responses by going to each application section using the site navigation.

[View draft case snapshot](#)

Getting Started

Preparer or interpreter information

Is someone assisting you with completing Yes

Is a preparer assisting you with Yes

Is an interpreter assisting you Yes

Preparer information

Is someone assisting you with completing Yes

Is a preparer assisting you with Yes

Is an interpreter assisting you Yes

Application for Replacement Naturalization/

- Getting Started
- Your Request
- Evidence
- Additional Information

Review and Submit

- Review your application
- Your application summary

Preparer signature

Preparer's statement

Your preparer must read and agree to the certification below. Your preparer must read the statement below and select the statement that applies to him or her.

If your preparer is an attorney or accredited representative whose representation extends beyond preparation of this application, he or she may be obliged to submitted a completed Notice of Entry of Appearance as Attorney or Accredited Representative (G-28) with your application.

- I am not an attorney or accredited representative but have prepared this application on behalf of the applicant and with applicant's consent
- I am an attorney or accredited representative and my representation of the applicant in this case does not extend beyond the preparation of this application
- I am an attorney or accredited representative and my representation of the applicant in this case extends beyond the preparation of this application





Preparer's certification

Your preparer must read and agree to the certification below.



By my signature, I certify, under penalty of perjury, that I have prepared this application at the request of the applicant. The applicant then reviewed this completed application and informed me that he or she understands all of the information contained in, and submitted with, his or her application, including the Applicant's Certification, and that all of this information is complete, true, and correct. I completed this application based only on information that the applicant provided to me or authorized me to obtain or use.

As the applicant's preparer, you must sign on paper and provide your signature page to the applicant. Follow these

-  1. [Download the Preparer Signature page.](#)
-  2. Print the Preparer Signature page.
-  3. Read and sign the Preparer Signature page.
-  4. Give the signed Preparer Signature page to

The applicant will need to scan and upload your completed signature page on the next screen.

Back

Next



Application for
Replacement
Naturalization/

Getting Started ▾

Your Request ▾

Evidence ▾

Additional Information ▾

Review and Submit ▲

Review your application

Your application summary

Preparer signature

Preparer's signature upload

Scan and upload your preparer's completed signature page below.

[Choose](#) or drop files here to upload

Back

Next



Application for
Replacement
Naturalization/

Getting Started

Your Request

Evidence

Additional Information

Review and Submit

Review your application

Your application summary

Preparer signature

Interpreter signature

Interpreter's certification

Your interpreter must read and agree to the certification below.



I certify, under penalty of perjury that: I am fluent in English and the language provided in the Getting Started section of this application, and I have read to this applicant every question and instruction on this application and his or her answer to every question. The applicant informed me that he or she understands every instruction, question, and answer on the application, including the Applicant's Certification, and has verified the accuracy of every answer.

As the applicant's interpreter, you must sign on paper and provide your signature page to the applicant. Follow these steps:

1. [Download the Interpreter Signature page.](#)
2. Print the Interpreter Signature page.
3. Read and sign the Interpreter Signature page.
4. Give the signed Interpreter Signature page to the applicant.

The applicant will need to scan and upload your completed signature page on the next screen.

Back

Next



Application for
Replacement
Naturalization/

Getting Started ▼

Your Request ▼

Evidence ▼

Additional Information ▼

Review and Submit ▲

Review your application

Your application summary

Preparer signature

Interpreter signature

Interpreter's signature upload

Scan and upload your interpreter's completed signature page below.

[Choose](#) or drop files here to upload

Back

Next



Application for Replacement Naturalization/

- Getting Started ▾
- Your Request ▾
- Evidence ▾
- Additional Information ▾

Review and Submit ▲

- Review your application
- Your application summary
- Preparer signature
- Interpreter signature
- Your signature**

Applicant's statement regarding the preparer

At my request, the preparer named in the Getting Started section of this application, prepared this application for me based upon information I provided or authorized.

Applicant's statement regarding the interpreter

The interpreter named in the Getting Started section of this application and my answer to every question in the language I specified in the Getting Started section, a language in which I am fluent, and I understood everything.


Back

Next

Your signature when applicant has preparer and interpreter



U.S. Citizenship and Immigration Services



Topics

Adoption

Verification

E-Verify

Policies

Accessibility

Government

U.S. Department of Homeland Security



Application for Replacement Naturalization/

- Getting Started
- Your Request
- Evidence
- Additional Information
- Review and Submit**
- Review your application
- Your application summary
- Preparer signature
- Interpreter signature
- Your signature**

Applicant's certification and signature

If you knowingly and willfully falsify or conceal a material fact or submit a false document with your Form N-565, we will deny your Form N-565 and may deny any other immigration benefit. In addition, you will face severe penalties provided by law and may be subject to criminal prosecution.



Copies of any documents I have submitted are exact photocopies of unaltered, original documents, and I understand that USCIS may require that I submit original documents to USCIS at a later date. Furthermore, I authorize the release of any information from any of my records that USCIS may need to determine my eligibility for the immigration benefit that I seek.

I further authorize release of information contained in this application, in supporting documents, and in my USCIS records, to other entities and persons where necessary for the administration and enforcement of U.S. immigration laws.

I understand that USCIS may require me to appear for an appointment to take my biometrics and, if I am required to appear, I will be required to sign an oath reaffirming that:

1. I reviewed and provided or authorized all of the information in my application;
2. I understood all of the information contained in, and submitted with, my application; and
3. All of this information was complete, true, and

I certify, under penalty of perjury, that I provided or authorized all of the information in my application, I understand all of the information contained in, and submitted with, my application, and that all of this information is complete, true and correct.

Applicant's signature

You must provide your digital signature below by typing your full legal name. If you do not properly complete this application, or if you do not submit the required documents listed in the Instructions, we may deny your application. We will record the date of your signature with your application.

Applicant's signature

Date of signature

Back

Next



Application for Replacement Naturalization/

Getting Started ▾

Your Request ▾

Evidence ▾

Additional Information ▾

Review and Submit ▲

Review your application

Your application summary

Preparer signature

Interpreter signature

Pay and submit

Pay and submit your application

The final step to submit your Application for Replacement Naturalization/Citizenship Document is to pay the required fee.

Your application fee is: \$0.00



We will send you to Pay.gov — our safe, secure payment website — to pay your fees and submit your application online.

Here are the steps in the payment and submission process:

1. Provide your billing information on Pay.gov
2. Provide your credit card or U.S. Bank account information
3. Submit your payment

When you have paid your fee, your application will be submitted.

Pay.gov will redirect you to a [uscis.gov](#) confirmation screen, which will include your application receipt number. Please keep a copy of your receipt number for your records. You can track the status of your application through your USCIS online account.

[Pay and submit](#)