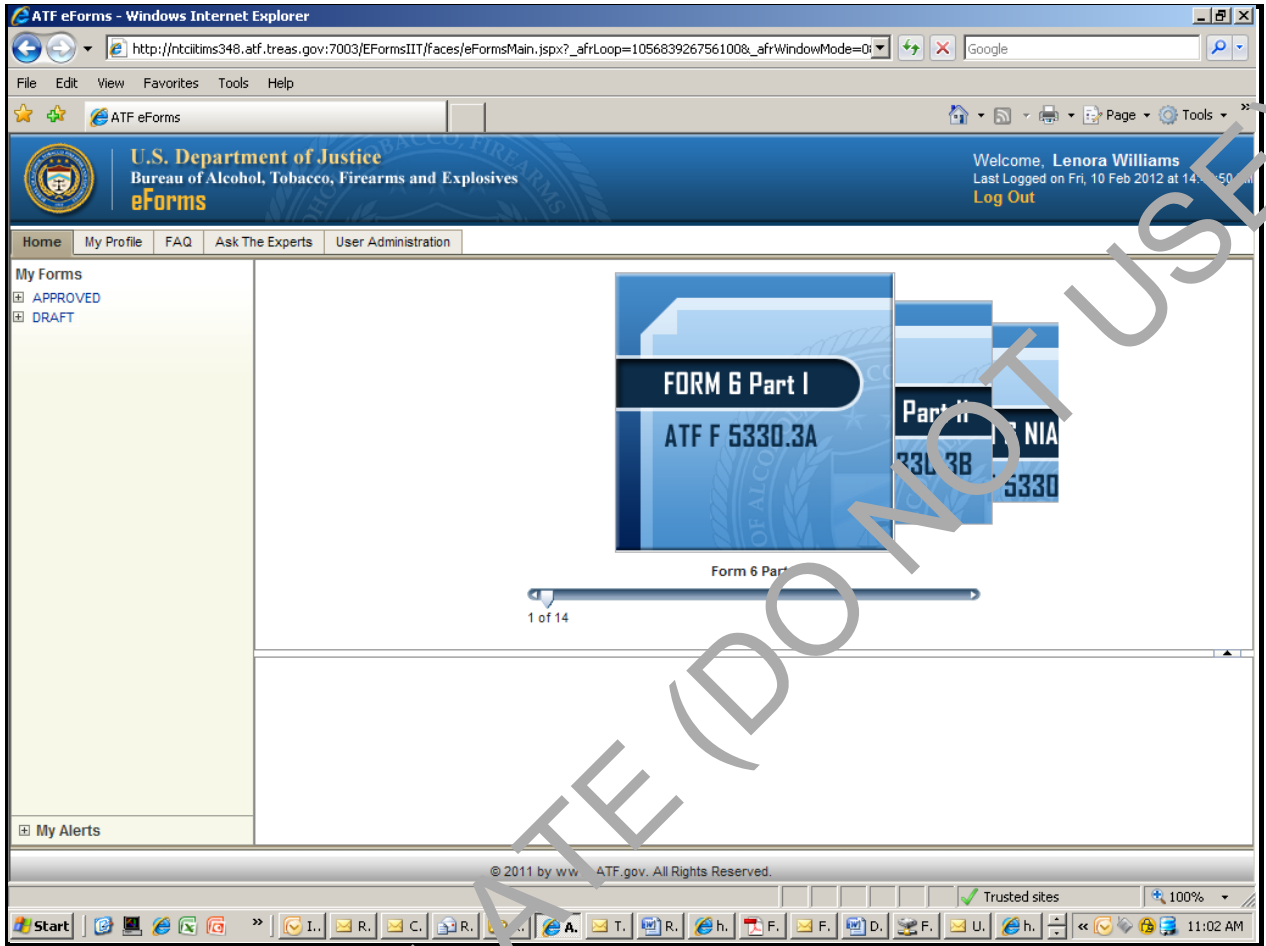


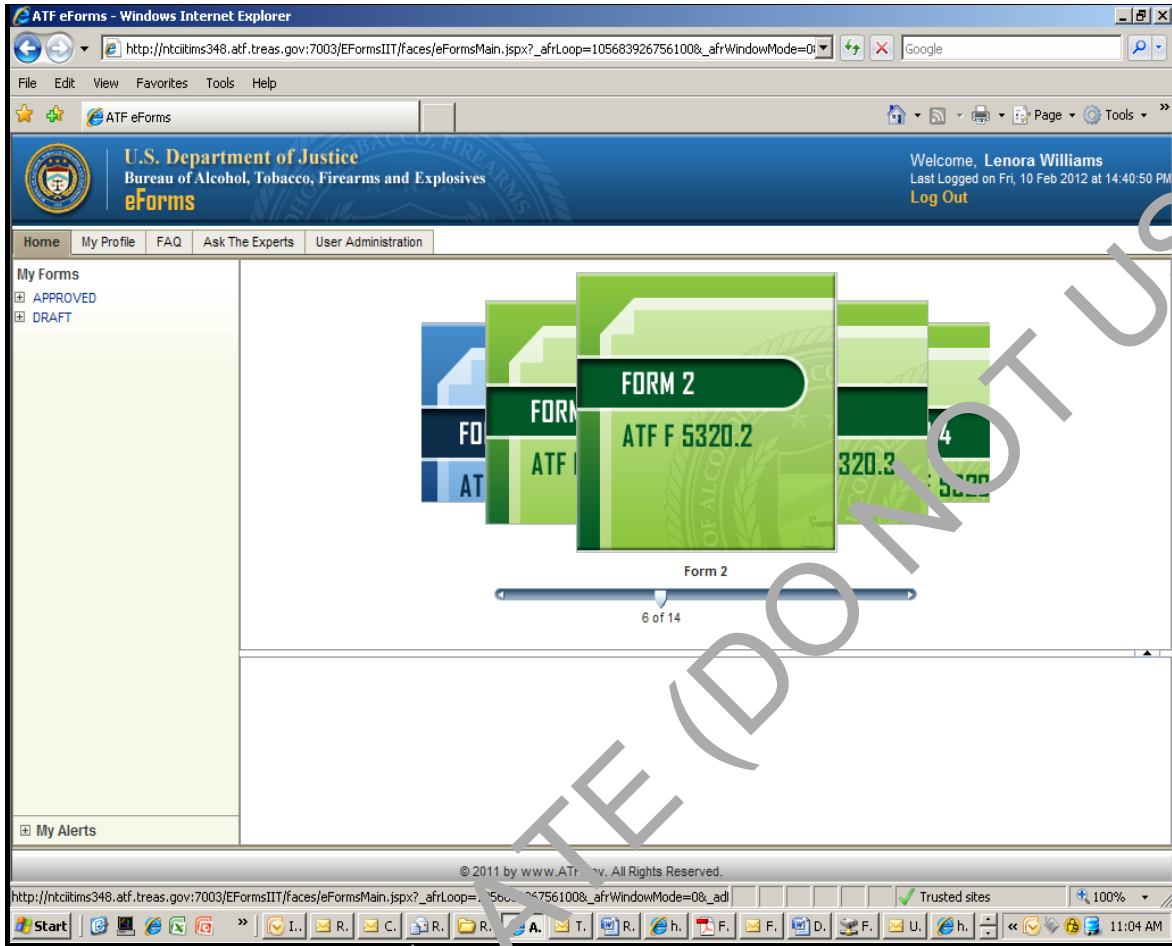
Note:

1. User ID is generated automatically by the system.
2. Once this information is captured by the system it will be automatically populated when the user logs in.

Once user logs in the user is presented with the carousel from which he/she selects the form they wish to complete. The carousel is shown below.



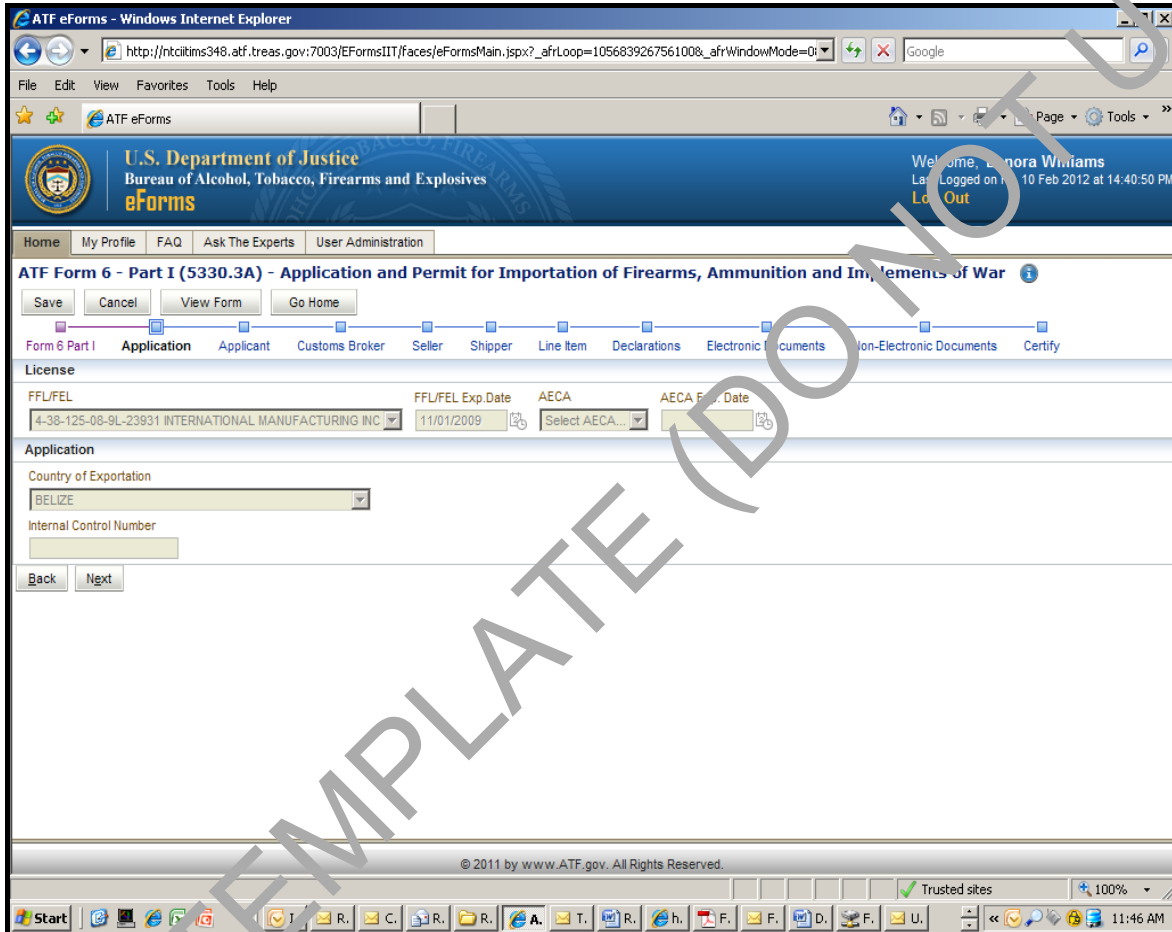
DRAFT TEMPLATE (DO NOT USE)



DRAFT TEMPLATE (DO NOT USE)

Once the user selects the form from the carousel, they begin to complete a series of screen based on the forms that they have selected. Once the pages have been completed the applicant will submit the form electronically to ATF. The system will generate a completed pdf of the OMB approved form that was selected.

Examples of the screen shots are below:



The screenshot shows a web browser window titled "ATF eForms - Windows Internet Explorer". The address bar contains the URL: http://htciltins348.atf.treas.gov:7003/EFFormsIT/faces/eFormsMain.jspx?_afLoop=1056839267561008_afWindowMode=0. The browser's address bar also shows "Google".

The page header includes the U.S. Department of Justice logo and the text "Bureau of Alcohol, Tobacco, Firearms and Explosives eForms". A user greeting reads: "Welcome, Lenora Williams. Last Logged on Fri, 10 Feb 2012 at 14:40:50 PM. Log Out".

The main navigation menu includes: Home, My Profile, FAQ, Ask The Experts, and User Administration.

The title of the form is "ATF Form 6 - Part I (5330.3A) - Application and Permit for Importation of Firearms, Ammunition and Implements of War".

Buttons at the top of the form include: Save, Cancel, View Form, and Go Home.

A progress bar shows the following steps: Form 6 Part I, Application, Applicant (current step), Customs Broker, Seller, Shipper, Line Item, Declarations, Electronic Documents, Non-Electronic Documents, and Certify.

The "Applicant" section contains the following fields:

- Licensee/Permittee Name: INTERNATIONAL MANUFACTURING INC
- Trade Name: (empty)
- Country: UNITED STATES (dropdown menu)
- Address Line 1: 8553 SANDY CREST DR
- Address Line 2: (empty)
- Zip Code: 48386
- City: WHITE LAKE (dropdown menu)
- County: OAKLAND (dropdown menu)
- State: MICHIGAN (dropdown menu)
- Telephone: 1231231234
- Ext.: (empty)
- Email: LALSTONWIL@YAHOO.COM

Buttons at the bottom of the form include: Back and Next.

At the bottom of the page, there is a copyright notice: "© 2011 by www.ATF.gov. All Rights Reserved." and a status bar showing "Done", "Trusted sites", and "100%".

DRAFT TEMPLATE (DO NOT USE)

ATF eForms - Windows Internet Explorer
http://htciltms348.atf.treas.gov:7003/EFormsIT/faces/eFormsMain.jspx?_afLoop=1056839267561008_afWindowMode=Di

U.S. Department of Justice
Bureau of Alcohol, Tobacco, Firearms and Explosives
eForms

Welcome, Lenora Williams
Last Logged on Fri, 10 Feb 2012 at 14:40:50 PM
Log Out

Home My Profile FAQ Ask The Experts User Administration

ATF Form 6 - Part I (5330.3A) - Application and Permit for Importation of Firearms, Ammunition and Implements of War

Save Cancel View Form Go Home

Form 6 Part I Application Applicant **Customs Broker** Seller Shipper Line Item Declarations Electronic Documents Non-Electronic Documents Certify

Customs Broker

Individual Organization
Customs Broker Name
LEE'S BROKERING

Country
UNITED STATES

Address Line 1
99 NEW YORK AVENUE, NE

Address Line 2

Zip Code +4 City County State
20226 WASHINGTON DISTRICT OF COLUMBIA DISTRICT OF COLUMBIA

Telephone Ext. Email
1231231234 LEE.ALSTON-WILLIAMS@ATF.GOV

Check here if permit is to be returned to Customs Broker

Back Next

© 2011 by www.ATF.gov. All Rights Reserved.

Trusted sites 100%

Start I. R. C. R. A. T. R. h. F. F. D. F. U. 11:47 AM

DRAFT TEMPLATE (DO NOT USE)

The screenshot shows a web browser window titled "ATF eForms - Windows Internet Explorer". The address bar contains the URL: http://ntccitms348.atf.treas.gov:7003/EFormsIIT/faces/eFormsMain.jspx?_afLoop=105683926756100&_afWindowMode=0. The browser's title bar and menu bar are visible. The main content area displays the ATF eForms interface. At the top, there is a header for the U.S. Department of Justice, Bureau of Alcohol, Tobacco, Firearms and Explosives, with the "eForms" logo. A user greeting "Welcome, Lenora Williams" and "Last Logged on Fri, 10 Feb 2012 at 14:40:50 PM" is shown, along with a "Log Out" link. Below the header is a navigation menu with "Home", "My Profile", "FAQ", "Ask The Experts", and "User Administration". The main heading is "ATF Form 6 - Part I (5330.3A) - Application and Permit for Importation of Firearms, Ammunition and Implements of War". A progress bar shows the current step is "Seller", with other steps including "Form 6 Part I", "Application", "Applicant", "Customs Broker", "Shipper", "Line Item", "Declarations", "Electronic Documents", "Non-Electronic Documents", and "Certification". The "Seller" section includes radio buttons for "Individual" (selected) and "Organization". The "Seller's Name" field contains "SELLR US". The "Country" dropdown is set to "UNITED STATES". There are two empty "Address Line" fields. The "Zip Code" field contains "20010", the "City" dropdown is "WASHINGTON", the "County" dropdown is "DISTRICT OF COLUMBIA", and the "State" dropdown is "DISTRICT OF COLUMBIA". "Back" and "Next" buttons are at the bottom of the form. A copyright notice "© 2011 by www.ATF.gov. All Rights Reserved." is visible. The Windows taskbar at the bottom shows the Start button, several application icons, and the system tray with the time "11:48 AM".

DRAFT TEMPLATE (DO NOT USE)

The screenshot shows a web browser window titled "ATF eForms - Windows Internet Explorer". The address bar contains the URL: http://htccitims348.atf.treas.gov:7003/EFFormsIIT/faces/eFormsMain.jspx?_afLoop=1056839267561008_afWindowMode=0. The page header includes the U.S. Department of Justice logo and the text "Bureau of Alcohol, Tobacco, Firearms and Explosives eForms". A user greeting reads "Welcome, Lenora Williams" with a "Log Out" link and a timestamp "Last Logged on Fri, 10 Feb 2012 at 14:40:50 PM".

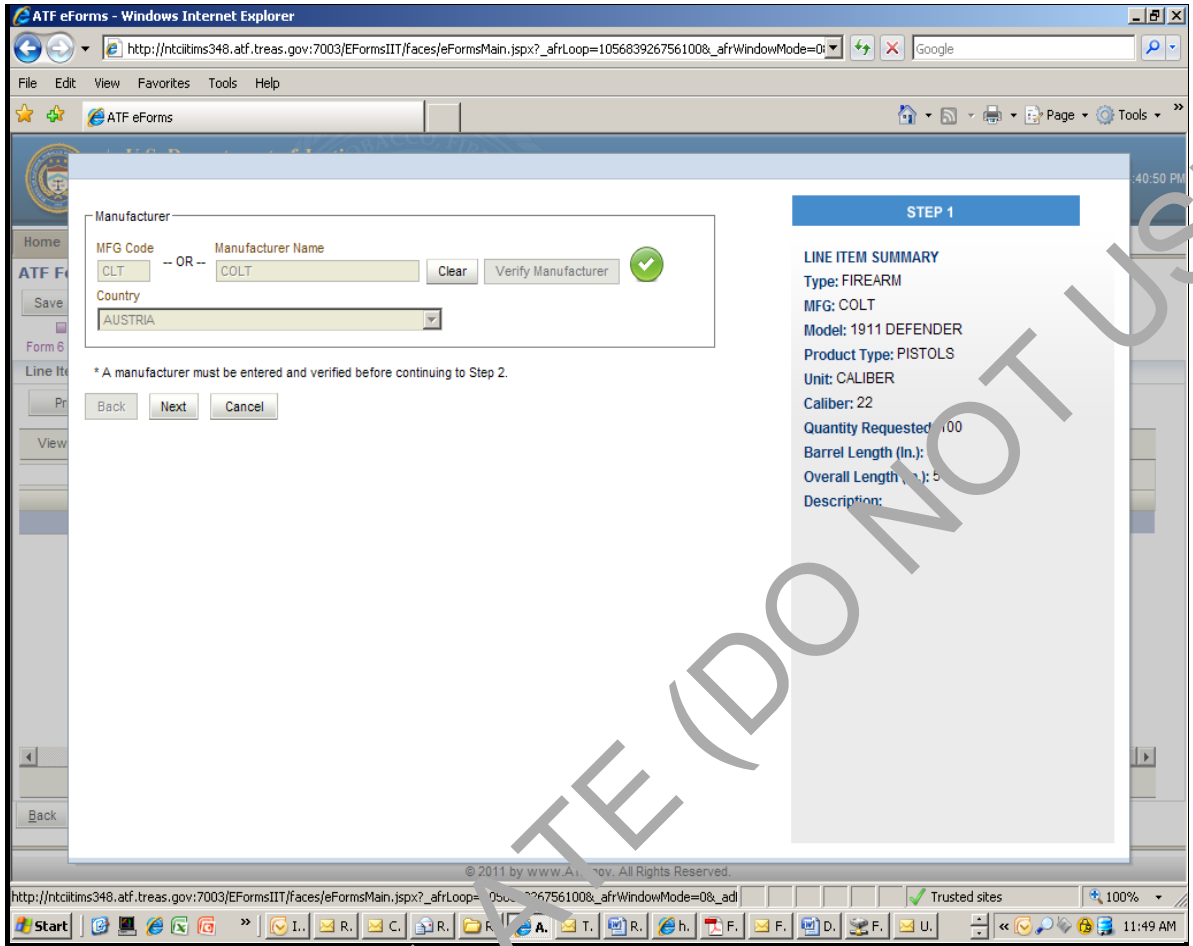
The main content area is titled "ATF Form 6 - Part I (5330.3A) - Application and Permit for Importation of Firearms, Ammunition and Implements of War". Below the title are buttons for "Save", "Cancel", "View Form", and "Go Home". A progress bar shows the current step is "Shipper", with other steps including "Form 6 Part I", "Application", "Applicant", "Customs Broker", "Seller", "Line Item", "Declarations", "Electronic Documents", "Non-Electronic Documents", and "Certify".

The "Shipper" section contains the following fields:

- Radio buttons for "Individual" (selected) and "Organization".
- Text field for "Shipper's Name" containing "SHIPPING I SOUR BUSINESS".
- Dropdown menu for "Country" set to "TURKEY".
- Text field for "Address Line 1" containing "123 ANY STREEY".
- Text field for "Address Line 2" (empty).
- Text field for "Postal Code" containing "12822".
- Text field for "City" containing "TURKEY CITY".
- Dropdown menu for "PROVINCE" set to "BAYBURT".

At the bottom of the form are "Back" and "Next" buttons. The footer of the browser window shows "© 2011 by www.A. nov. All Rights Reserved." and the Windows taskbar with the time "11:48 AM".

DRAFT TEMPLATE (DO NOT USE)



The screenshot shows a web browser window titled "ATF eForms - Windows Internet Explorer". The address bar contains the URL: http://ntciltms348.atf.treas.gov:7003/EFormsIIT/faces/eFormsMain.jspx?_afLoop=1056839267561008_afWindowMode=Di. The browser's menu bar includes File, Edit, View, Favorites, Tools, and Help. The ATF eForms logo is visible in the top left, and the user is logged in as Lenora Williams, with a "Log Out" link in the top right. A navigation menu includes Home, My Profile, FAQ, Ask The Experts, and User Administration. The main heading is "ATF Form 6 - Part I (5330.3A) - Application and Permit for Importation of Firearms, Ammunition and Implements of War". Below this is a progress bar with steps: Form 6 Part I, Application, Applicant, Customs Broker, Seller, Shipper, Line Item, **Declarations**, Electronic Documents, Non-Electronic Documents, and Certify. The "Declarations" section contains a "Certification of Origin" question with three radio button options. The "Purpose of Importation" dropdown is set to "RESALE". There are "Back" and "Next" buttons at the bottom of the form area. The footer of the page reads "© 2011 by www.A. nov. All Rights Reserved." The Windows taskbar at the bottom shows the Start button, several application icons, and the system clock displaying "11:50 AM".

DRAFT TEMPLATE (DO NOT USE)

The screenshot shows a web browser window titled "ATF eForms - Windows Internet Explorer". The address bar contains the URL: http://ntcitms348.atf.treas.gov:7003/EFormsIIT/faces/eFormsMain.jspx?_afLoop=1056839267561008&_afWindowMode=0. The browser's menu bar includes File, Edit, View, Favorites, Tools, and Help. The ATF eForms logo is visible in the top left, and the user is logged in as Lenora Williams, with a "Log Out" link. The main navigation bar includes Home, My Profile, FAQ, Ask The Experts, and User Administration. The current page title is "ATF Form 6 - Part I (5330.3A) - Application and Permit for Importation of Firearms, Ammunition and Implements of War". A progress bar shows the current step is "Electronic Documents". The "Electronic Documentation" section includes a file upload area with a "Browse..." button, a "Document Type" dropdown menu, and a "Description" text field. Below this is a table with columns for ID, FILE NAME, FILE SIZE (BYTES), DOCUMENT TYPE, and DOCUMENT DESCRIPTION. The table is currently empty, displaying "No data to display." The footer of the page contains the copyright notice "© 2011 by www.ATF.gov. All Rights Reserved." and the Windows taskbar at the bottom shows the system time as 11:51 AM.

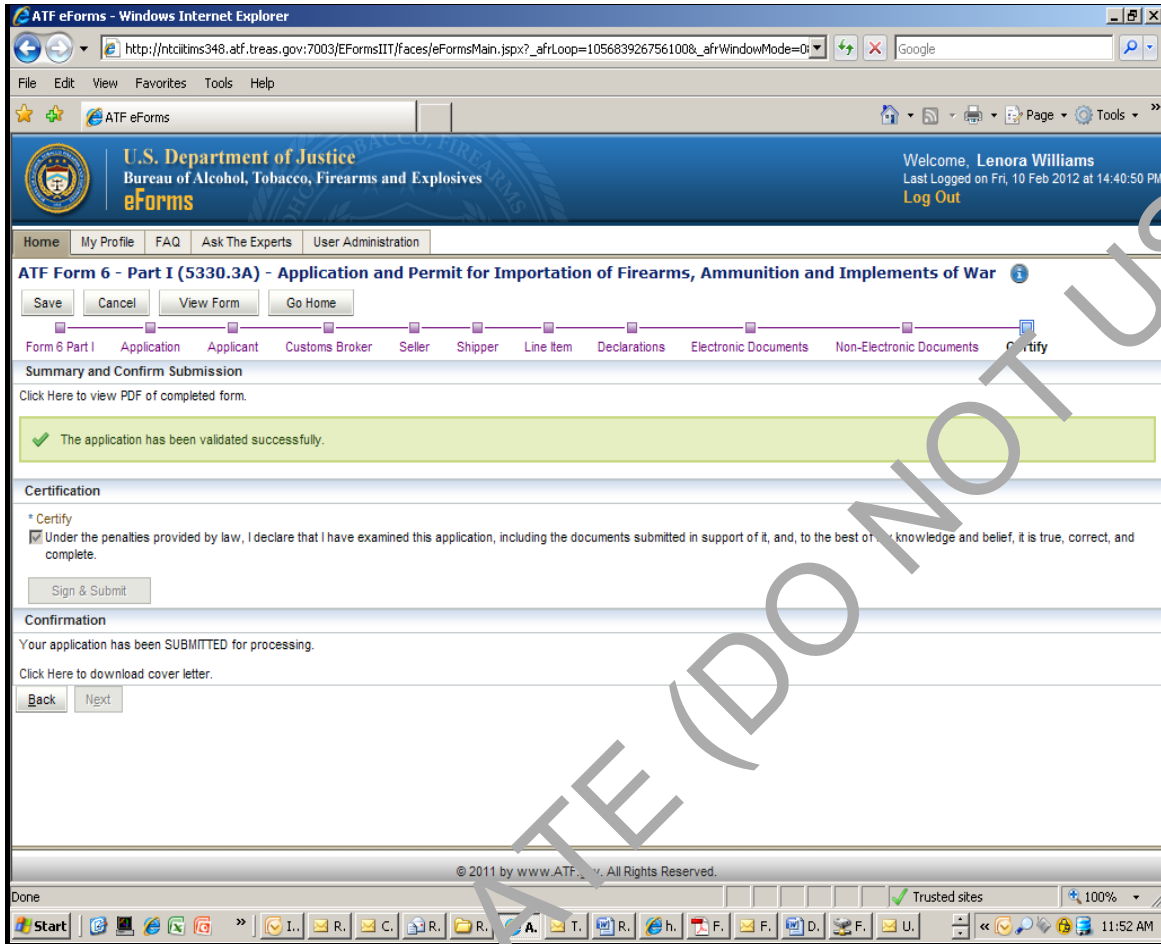
DRAFT TEMPLATE (DO NOT USE)

The screenshot shows a web browser window titled "ATF eForms - Windows Internet Explorer". The address bar contains the URL: http://ntcitms348.atf.treas.gov:7003/EFormsIIT/faces/eFormsMain.jspx?_afLoop=1056839267561008_afWindowMode=0. The browser's menu bar includes File, Edit, View, Favorites, Tools, and Help. The ATF eForms logo is visible in the top left, and the user is logged in as Lenora Williams, with a "Log Out" link. The page title is "ATF Form 6 - Part I (5330.3A) - Application and Permit for Importation of Firearms, Ammunition and Implements of War". A progress bar at the top indicates the current step is "Non-Electronic Documents". The "Additional Documents" section contains a list of document types, each with a checkbox and a "Description:" field:

- SOT STAMP
- PHOTOGRAPH
- COPY OF FEDERAL FIREARMS LICENSE
- LE/GOVERNMENT LETTER
- Description:
- OTHER
- Description:
- GOVERNMENT CONTRACT
- 5 YEAR CERTIFICATION
- INTERNATIONAL IMPORT CERTIFICATE
- DEALER LETTER
- Description:
- RETRANSFER AUTHORIZATION
- FOREIGN SOURCE DOCUMENT
- COPY OF AECA

At the bottom of the form, there are "Back" and "Next" buttons. The footer of the page reads "© 2011 by www.ATF.gov All Rights Reserved." The Windows taskbar at the bottom shows the Start button, several application icons, and the system clock displaying "11:51 AM".

DRAFT TEMPLATE (DO NOT USE)



DRAFT TEMPLATE (DO NOT USE)