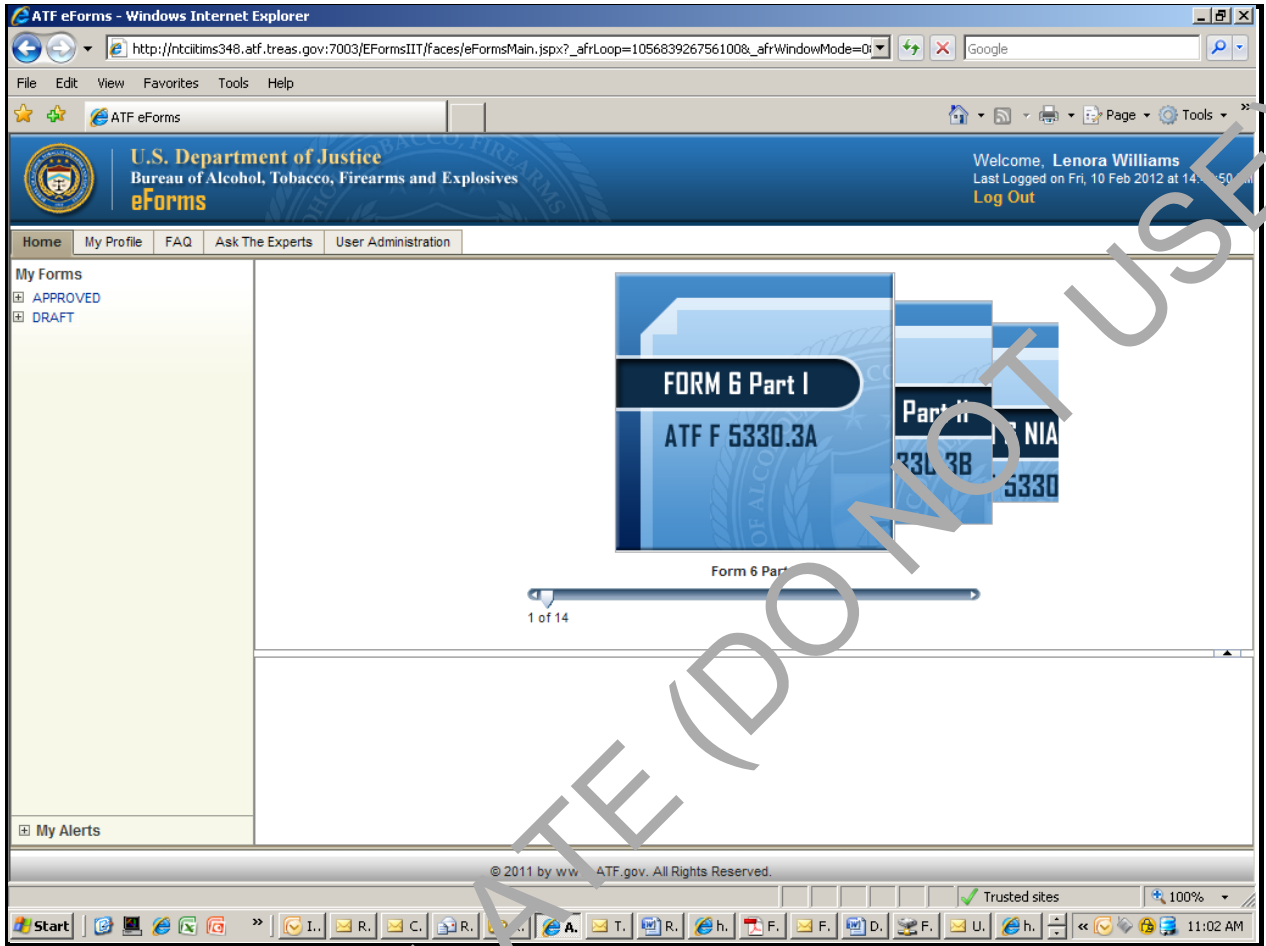
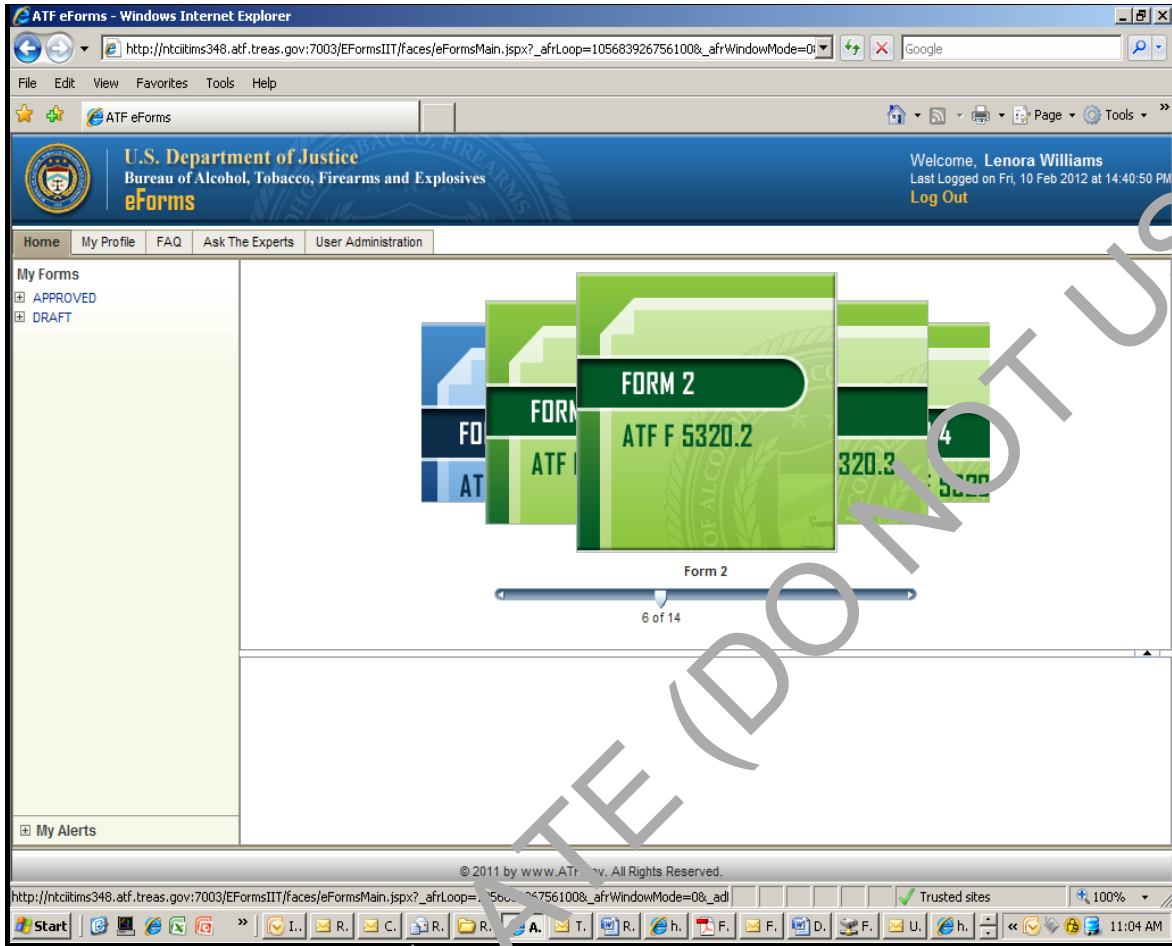


Note:

1. User ID is generated automatically by the system.
2. Once this information is captured by the system it will be automatically populated when the user logs in.

Once user logs in the user is presented with the carousel from which he/she selects the form they wish to complete. The carousel is shown below.

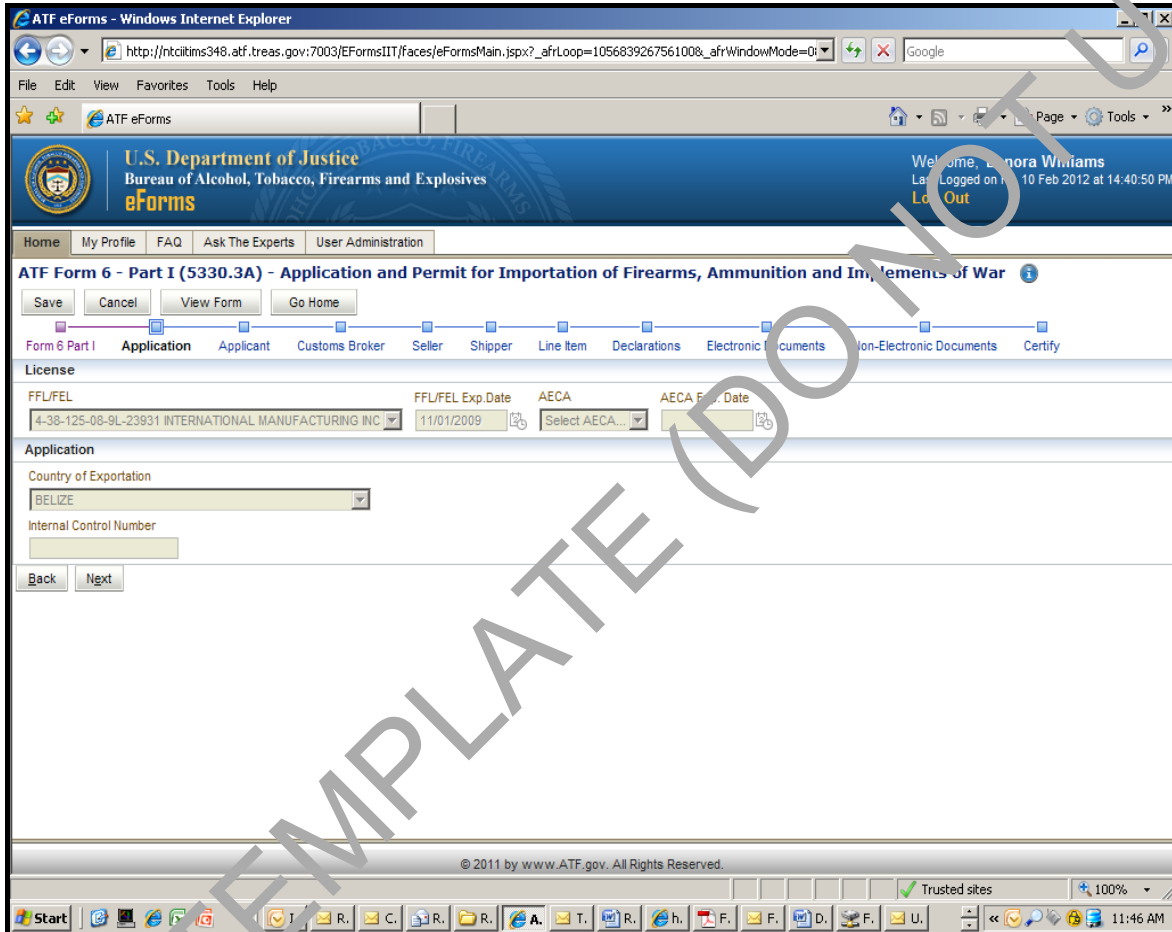




DRAFT TEMPLATE (DO NOT USE)

Once the user selects the form from the carousel, they begin to complete a series of screen based on the forms that they have selected. Once the pages have been completed the applicant will submit the form electronically to ATF. The system will generate a completed pdf of the OMB approved form that was selected.

Examples of the screen shots are below:



ATF eForms - Windows Internet Explorer

http://htciltins348.atf.treas.gov:7003/EFFormsIT/faces/eFormsMain.jspx?_afLoop=1056839267561008_afWindowMode=Di

U.S. Department of Justice
Bureau of Alcohol, Tobacco, Firearms and Explosives
eForms

Welcome, Lenora Williams
Last Logged on Fri, 10 Feb 2012 at 14:40:50 PM
Log Out

Home My Profile FAQ Ask The Experts User Administration

ATF Form 6 - Part I (5330.3A) - Application and Permit for Importation of Firearms, Ammunition and Implements of War

Save Cancel View Form Go Home

Form 6 Part I Application Applicant Customs Broker Seller Shipper Line Item Declarations Electronic Documents Non-Electronic Documents Certify

Applicant

Licensee/Permittee Name: INTERNATIONAL MANUFACTURING INC Trade Name: _____

Country: UNITED STATES

Address Line 1: 8553 SANDY CREST DR

Address Line 2: _____

Zip Code: 48386 City: WHITE LAKE County: OAKLAND State: MICHIGAN

Telephone: 1231231234 Ext: _____ Email: LALSTONWIL@YAHOO.COM

Back Next

© 2011 by www.ATF.gov. All Rights Reserved.

Done Trusted sites 100%

Start I. R. C. R. A. T. R. h. F. F. D. F. U. 11:46 AM

DRAFT TEMPLATE (DO NOT USE)

ATF eForms - Windows Internet Explorer
http://htciltms348.atf.treas.gov:7003/EFForms/IT/faces/eFormsMain.jspx?_afLoop=1056839267561008_afWindowMode=Di

U.S. Department of Justice
Bureau of Alcohol, Tobacco, Firearms and Explosives
eForms

Welcome, Lenora Williams
Last Logged on Fri, 10 Feb 2012 at 14:40:50 PM
Log Out

Home My Profile FAQ Ask The Experts User Administration

ATF Form 6 - Part I (5330.3A) - Application and Permit for Importation of Firearms, Ammunition and Implements of War

Save Cancel View Form Go Home

Form 6 Part I Application Applicant **Customs Broker** Seller Shipper Line Item Declarations Electronic Documents Non-Electronic Documents Certify

Customs Broker

Individual Organization
Customs Broker Name
LEE'S BROKERING

Country
UNITED STATES

Address Line 1
99 NEW YORK AVENUE, NE

Address Line 2

Zip Code +4 City County State
20226 WASHINGTON DISTRICT OF COLUMBIA DISTRICT OF COLUMBIA

Telephone Ext. Email
1231231234 LEE.ALSTON-WILLIAMS@ATF.GOV

Check here if permit is to be returned to Customs Broker

Back Next

© 2011 by www.ATF.gov. All Rights Reserved.

Trusted sites 100%

Start I. R. C. R. A. T. R. h. F. F. D. F. U. 11:47 AM

DRAFT TEMPLATE (DO NOT USE)

The screenshot shows a web browser window titled "ATF eForms - Windows Internet Explorer". The address bar contains the URL: http://ntccitms348.atf.treas.gov:7003/EFormsIIT/faces/eFormsMain.jspx?_afLoop=105683926756100&_afWindowMode=0. The browser's address bar also shows "Google".

The page header features the U.S. Department of Justice logo and the text "U.S. Department of Justice Bureau of Alcohol, Tobacco, Firearms and Explosives eForms". A user greeting reads "Welcome, Lenora Williams" with a "Log Out" link and "Last Logged on Fri, 10 Feb 2012 at 14:40:50 PM".

Navigation tabs include "Home", "My Profile", "FAQ", "Ask The Experts", and "User Administration".

The main heading is "ATF Form 6 - Part I (5330.3A) - Application and Permit for Importation of Firearms, Ammunition and Implements of War". Below this is a progress bar with steps: "Form 6 Part I", "Application", "Applicant", "Customs Broker", "Seller", "Shipper", "Line Item", "Declarations", "Electronic Documents", "Non-Electronic Documents", and "Certification".

The "Seller" section includes radio buttons for "Individual" (selected) and "Organization". The "Seller's Name" field contains "SELLR US". The "Country" dropdown is set to "UNITED STATES".

Address fields include "Address Line 1" and "Address Line 2", both of which are empty. The "Zip Code" field contains "20010". The "City" dropdown is set to "WASHINGTON", the "County" dropdown is set to "DISTRICT OF COLUMBIA", and the "State" dropdown is set to "DISTRICT OF COLUMBIA".

Buttons for "Back" and "Next" are located at the bottom of the form section.

At the bottom of the browser window, the text "© 2011 by www.ATF.gov. All Rights Reserved." is visible. The Windows taskbar at the bottom shows the Start button, several application icons, and the system tray with the time "11:48 AM".

DRAFT TEMPLATE (DO NOT USE)

The screenshot shows a web browser window titled "ATF eForms - Windows Internet Explorer". The address bar contains the URL: http://htccitims348.atf.treas.gov:7003/EFFormsIIT/faces/eFormsMain.jspx?_afLoop=1056839267561008_afWindowMode=0. The page header includes the U.S. Department of Justice logo and the text "Bureau of Alcohol, Tobacco, Firearms and Explosives eForms". A user greeting reads "Welcome, Lenora Williams" with a "Log Out" link and a timestamp "Last Logged on Fri, 10 Feb 2012 at 14:40:50 PM".

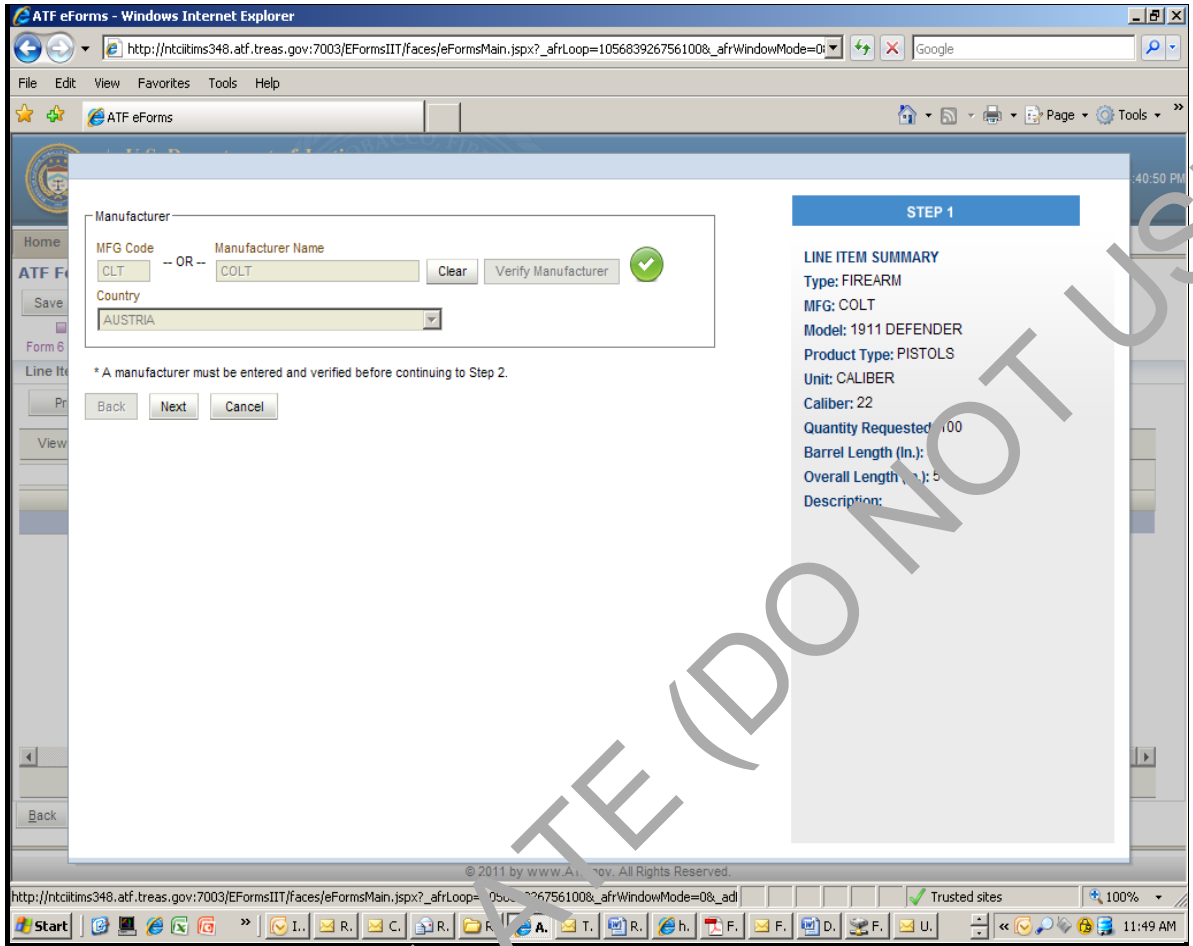
The main content area is titled "ATF Form 6 - Part I (5330.3A) - Application and Permit for Importation of Firearms, Ammunition and Implements of War". Below the title is a navigation bar with buttons for "Save", "Cancel", "View Form", and "Go Home". A progress bar shows the current step as "Shipper" among other steps: "Form 6 Part I", "Application", "Applicant", "Customs Broker", "Seller", "Shipper", "Line Item", "Declarations", "Electronic Documents", "Non-Electronic Documents", and "Certify".

The "Shipper" section contains the following fields:

- Radio buttons for "Individual" (selected) and "Organization".
- Text field for "Shipper's Name" containing "SHIPPING I SOUR BUSINESS".
- Dropdown menu for "Country" set to "TURKEY".
- Text field for "Address Line 1" containing "123 ANY STREEY".
- Text field for "Address Line 2" (empty).
- Text field for "Postal Code" containing "12822".
- Text field for "City" containing "TURKEY CITY".
- Dropdown menu for "PROVINCE" set to "BAYBURT".

At the bottom of the form are "Back" and "Next" buttons. The footer of the page contains the copyright notice "© 2011 by www.A. nov. All Rights Reserved." and a "Trusted sites" indicator. The Windows taskbar at the bottom shows the Start button, several application icons, and the system clock displaying "11:48 AM".

DRAFT TEMPLATE (DO NOT USE)



The screenshot shows a web browser window titled "ATF eForms - Windows Internet Explorer". The address bar contains the URL: http://ntciltms348.atf.treas.gov:7003/EFormsIIT/faces/eFormsMain.jspx?_afLoop=1056839267561008_afWindowMode=Di. The browser's menu bar includes File, Edit, View, Favorites, Tools, and Help. The ATF eForms logo is visible in the top left, and a user greeting "Welcome, Lenora Williams" is in the top right, along with "Last Logged on Fri, 10 Feb 2012 at 14:40:50 PM" and a "Log Out" link.

The main navigation bar includes "Home", "My Profile", "FAQ", "Ask The Experts", and "User Administration". The current page title is "ATF Form 6 - Part I (5330.3A) - Application and Permit for Importation of Firearms, Ammunition and Implements of War". Below the title are buttons for "Save", "Cancel", "View Form", and "Go Home".

A progress bar shows the following steps: Form 6 Part I, Application, Applicant, Customs Broker, Seller, Shipper, Line Item, **Declarations**, Electronic Documents, Non-Electronic Documents, and Certify. The "Declarations" step is currently active.

The "Declarations" section contains the following text:
* Certification of Origin Items sought for importation (Select one):
 Do not contain parts or component produced by or for the U.S. military and do not contain parts of components manufactured with U.S. military technical data or assistance.
 Contain parts or components produced by or for the U.S. military or parts or components manufactured with U.S. military technical data or assistance.
 Contain parts or components produced by or for the U.S. military or components manufactured with U.S. technical data or assistance that were sold abroad pursuant to Direct Commercial Sale licensed by the Department of State.

Below this is a "Purpose of Importation" dropdown menu with "RESALE" selected. A text field for "If OTHER, specify purpose" is empty. An "Additional Information" section contains a text field with "ADDITIONAL INFO".

At the bottom of the form are "Back" and "Next" buttons. The footer of the page reads "© 2011 by www.A. nov. All Rights Reserved." The Windows taskbar at the bottom shows the Start button, several application icons, and the system clock displaying "11:50 AM".

DRAFT TEMPLATE (DO NOT USE)

The screenshot shows a web browser window titled "ATF eForms - Windows Internet Explorer". The address bar contains the URL: http://ntcitms348.atf.treas.gov:7003/EFormsIIT/faces/eFormsMain.jspx?_afLoop=1056839267561008&_afWindowMode=0. The browser's menu bar includes File, Edit, View, Favorites, Tools, and Help. The ATF eForms logo is visible in the top left, and the user is logged in as Lenora Williams, with a "Log Out" link. The main navigation bar includes Home, My Profile, FAQ, Ask The Experts, and User Administration. The current page title is "ATF Form 6 - Part I (5330.3A) - Application and Permit for Importation of Firearms, Ammunition and Implements of War". A progress bar shows the current step is "Electronic Documents". The "Electronic Documentation" section includes a file upload area with a "Browse..." button, a "Document Type" dropdown menu, and a "Description" text field. Below this is a table with columns for ID, FILE NAME, FILE SIZE (BYTES), DOCUMENT TYPE, and DOCUMENT DESCRIPTION. The table is currently empty, displaying "No data to display." The footer of the page contains the copyright notice "© 2011 by www.ATF.gov. All Rights Reserved." and the Windows taskbar at the bottom shows the system clock as 11:51 AM.

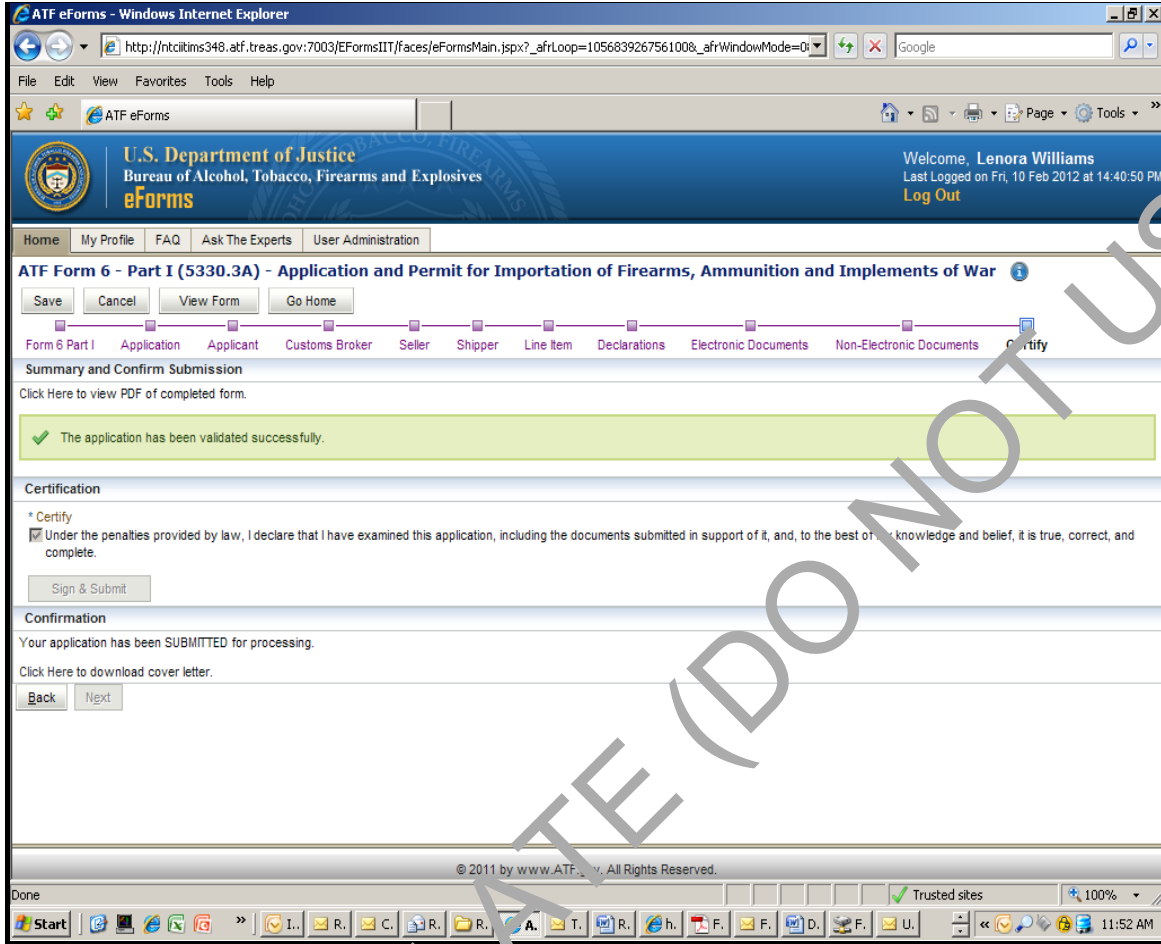
DRAFT TEMPLATE (DO NOT USE)

The screenshot shows a web browser window titled "ATF eForms - Windows Internet Explorer". The address bar contains the URL: http://ntcitms348.atf.treas.gov:7003/EFormsIIT/faces/eFormsMain.jspx?_afLoop=1056839267561008_afWindowMode=0. The browser's menu bar includes File, Edit, View, Favorites, Tools, and Help. The ATF eForms logo is visible in the top left, and the user is logged in as Lenora Williams, with a "Log Out" link. The page title is "ATF Form 6 - Part I (5330.3A) - Application and Permit for Importation of Firearms, Ammunition and Implements of War". A progress bar at the top indicates the current step is "Non-Electronic Documents". The "Additional Documents" section contains a list of document types, each with a checkbox and a "Description:" field:

- SOT STAMP
- PHOTOGRAPH
- COPY OF FEDERAL FIREARMS LICENSE
- LE/GOVERNMENT LETTER
- OTHER
- GOVERNMENT CONTRACT
- 5 YEAR CERTIFICATION
- INTERNATIONAL IMPORT CERTIFICATE
- DEALER LETTER
- RETRANSFER AUTHORIZATION
- FOREIGN SOURCE DOCUMENT
- COPY OF AECA

Buttons for "Back" and "Next" are located at the bottom of the document list. The footer of the page reads "© 2011 by www.ATF.gov All Rights Reserved." The Windows taskbar at the bottom shows the Start button, several application icons, and the system clock displaying "11:51 AM".

DRAFT TEMPLATE (DO NOT USE)



DRAFT TEMPLATE (DO NOT USE)