



2020 Instructions for Schedule A

Itemized Deductions

Use Schedule A (Form 1040) to figure your itemized deductions. In most cases, your federal income tax will be less if you take the larger of your itemized deductions or your standard deduction.

If you itemize, you can deduct a part of your medical and dental expenses, and amounts you paid for certain taxes, interest, contributions, and other expenses. You can also deduct certain casualty and theft losses.

If you and your spouse paid expenses jointly and are filing separate returns for 2020, see Pub. 504 to figure the portion of joint expenses that you can claim as itemized deductions.



Don't include on Schedule A items deducted elsewhere, such as on Form 1040, Form 1040-SR, or Schedule C, E, or F.

Section references are to the Internal Revenue Code unless otherwise noted.

Future Developments. For the latest information about developments related to Schedule A (Form 1040) and its instructions, such as legislation enacted after they were published, go to [IRS.gov/ScheduleA](https://www.irs.gov/ScheduleA).

What's New

Qualified contributions. For 2020 and 2021, you may be able to elect a temporary suspension of certain limitations that apply to cash contributions made during the year. See [Line 11](#), later, and Pub. 526 for more information.

Standard mileage rates. The standard mileage rate allowed for operating expenses for a car when you use it for medical reasons decreased to 17 cents a mile. The 2020 rate for use of your vehicle to do volunteer work for certain charitable organizations remains at 14 cents a mile.

Medical and Dental Expenses

You can deduct only the part of your medical and dental expenses that exceeds 7.5% of the amount of your adjusted gross income on Form 1040 or 1040-SR, line 11.



If you received a distribution from a health savings account or a medical savings account in 2020, see Pub. 969 to figure your deduction.

Deceased taxpayer. Certain medical expenses paid out of a deceased taxpayer's estate can be claimed on the deceased taxpayer's final return. See Pub. 502 for details.

More information. Pub. 502 discusses the types of expenses you can and can't deduct. It also explains when you can deduct capital expenses and special care expenses for disabled persons.

Examples of Medical and Dental Payments You Can Deduct

To the extent you weren't reimbursed, you can deduct what you paid for:

- Insurance premiums for medical and dental care, including premiums for qualified long-term care insurance contracts as defined in Pub. 502. But see [Limit on long-term care premiums you can deduct](#), later. Reduce the insurance premiums by any self-employed health insurance deduction you claimed on Schedule 1 (Form 1040), line 16. You can't deduct insurance premiums paid by making a pre-tax reduction to your employee compensation because these amounts are already being excluded from your income by not being included in box 1 of your Form(s) W-2. If you are a retired public safety officer, you can't deduct any premiums you paid to the ex-

tent they were paid for with a tax-free distribution from your retirement plan.



If, during 2020, you were an eligible trade adjustment assistance (TAA) recipient, an alternative TAA (ATAA) recipient, reemployment TAA (RTAA) recipient, or Pension Benefit Guaranty Corporation (PBGC) payee, you must reduce your insurance premiums by any amounts used to figure the health coverage tax credit. See [Line 1](#), later.

- Prescription medicines or insulin.
- Acupuncturists, chiropractors, dentists, eye doctors, medical doctors, occupational therapists, osteopathic doctors, physical therapists, podiatrists, psychiatrists, psychoanalysts (medical care only), and psychologists.
- Medical examinations, X-ray and laboratory services, and insulin treatments your doctor ordered.
- Diagnostic tests, such as a full-body scan, pregnancy test, or blood sugar test kit.
- Nursing help (including your share of the employment taxes paid). If you paid someone to do both nursing and housework, you can deduct only the cost of the nursing help.
- Hospital care (including meals and lodging), clinic costs, and lab fees.
- Qualified long-term care services (see Pub. 502).
- The supplemental part of Medicare insurance (Medicare B).
- The premiums you pay for Medicare Part D insurance.

- A program to stop smoking and for prescription medicines to alleviate nicotine withdrawal.

- A weight-loss program as treatment for a specific disease (including obesity) diagnosed by a doctor.

- Medical treatment at a center for drug or alcohol addiction.

- Medical aids such as eyeglasses, contact lenses, hearing aids, braces, crutches, wheelchairs, and guide dogs, including the cost of maintaining them.

- Surgery to improve defective vision, such as laser eye surgery or radial keratotomy.

- Lodging expenses (but not meals) while away from home to receive medical care provided by a physician in a hospital or a medical care facility related to a hospital, provided there was no significant element of personal pleasure, recreation, or vacation in the travel. Don't deduct more than \$50 a night for each person who meets the requirements in Pub. 502 under *Lodging*.

- Ambulance service and other travel costs to get medical care. If you used your own car, you can claim what you spent for gas and oil to go to and from the place you received the care; or you can claim 17 cents a mile. Add parking and tolls to the amount you claim under either method.

- Cost of breast pumps and supplies that assist lactation.

Limit on long-term care premiums you can deduct. The amount you can deduct for qualified long-term care insurance contracts (as defined in Pub. 502) depends on the age, at the end of 2020, of the person for whom the premiums were paid. See the following chart for details.

IF the person was, at the end of 2020, age . . .	THEN the most you can deduct is . . .
40 or under	\$ 430
41-50	\$ 810
51-60	\$ 1,630
61-70	\$ 4,350
71 or older	\$ 5,430

Examples of Medical and Dental Payments You Can't Deduct

- The cost of diet food.
- Cosmetic surgery unless it was necessary to improve a deformity related to a congenital abnormality, an injury from an accident or trauma, or a disfiguring disease.

- Life insurance or income protection policies.

- The Medicare tax on your wages and tips or the Medicare tax paid as part of the self-employment tax or household employment taxes.

TIP *If you were age 65 or older but not entitled to social security benefits, you can deduct premiums you voluntarily paid for Medicare A coverage.*

- Nursing care for a healthy baby. But you may be able to take a credit for the amount you paid. See the Instructions for Form 2441.

- Illegal operations or drugs.
- Imported drugs not approved by the U.S. Food and Drug Administration (FDA). This includes foreign-made versions of U.S.-approved drugs manufactured without FDA approval.

- Nonprescription medicines, other than insulin (including nicotine gum and certain nicotine patches).

- Travel your doctor told you to take for rest or a change.

- Funeral, burial, or cremation costs.

Line 1 Medical and Dental Expenses

Enter the total of your medical and dental expenses, after you reduce these expenses by any payments received from insurance or other sources. See [Reimbursements](#), later.

If advance payments of the premium tax credit were made, or you think you may be eligible to claim a premium tax credit, fill out Form 8962 before filling out Schedule A, line 1. See Pub. 502 for how to figure your medical and dental expenses deduction.

TIP *Don't forget to include insurance premiums you paid for medical and dental care. However, if you claimed the self-employed health insurance deduction on Schedule 1 (Form 1040), line 16, reduce the premiums by the amount on line 16.*

CAUTION *If, during 2020, you were an eligible trade adjustment assistance (TAA) recipient, an alternative TAA (ATAA) recipient, reemployment TAA (RTAA) recipient, or Pension Benefit Guaranty Corporation (PBGC) payee, you must complete Form 8885 before completing Schedule A, line 1. When figuring the amount of insurance premiums you can deduct on Schedule A, don't include any of the following.*

- Any amounts you included on Form 8885, line 4 or on Form 14095 (The Health Coverage Tax Credit (HCTC) Reimbursement Request Form).

- Any qualified health insurance coverage premiums you paid to "U.S. Treasury-HCTC" for eligible coverage months for which you received the benefit of the advance monthly payment program.

- Any advance monthly payments your health plan administrator received from the IRS, as shown on Form 1099-H (Health Coverage Tax Credit (HCTC) Advance Payments).

Whose medical and dental expenses can you include? You can include medical and dental bills you paid in 2020 for anyone who was one of the following either when the services were provided or when you paid for them.

- Yourself and your spouse.
- All dependents you claim on your return.

- Your child whom you don't claim as a dependent because of the rules for children of divorced or separated parents. See *Child of divorced or separated parents* in Pub. 502 for more information.

- Any person you could have claimed as a dependent on your return except that person received \$4,300 or more of gross income or filed a joint return.

- Any person you could have claimed as a dependent except that you, or your spouse if filing jointly, can be claimed as a dependent on someone else's 2020 return.

Example. You provided over half of your mother's support but can't claim her as a dependent because she received wages of \$4,300 in 2020. You can include on line 1 any medical and dental expenses you paid in 2020 for your mother.

Insurance premiums for certain non-dependents. You may have a medical or dental insurance policy that also covers an individual who isn't your dependent (for example, a nondependent child under age 27). You can't deduct any premiums attributable to this individual, unless he or she is a person described under [Whose medical and dental expenses can you include](#), earlier. However, if you had family coverage when you added this individual to your policy and your premiums didn't increase, you can enter on line 1 the full amount of your medical and dental insurance premiums. See Pub. 502 for more information.

Reimbursements. If your insurance company paid the provider directly for part of your expenses, and you paid only the amount that remained, include on line 1 only the amount you paid. If you received a reimbursement in 2020 for medical or dental expenses you paid in 2020, reduce your 2020 expenses by this amount. If you received a reimbursement in 2020 for prior year medical or dental expenses, don't reduce your 2020 expenses by this amount. However, if you deducted the expenses in the earlier year and the deduction reduced your tax, you must include the reimbursement in income on Schedule 1 (Form 1040), line 8. See Pub. 502 for details on how to figure the amount to include.

Cafeteria plans. You can't deduct amounts that have already been excluded from your income; so, don't include on line 1 insurance premiums paid by an employer-sponsored health insurance plan (cafeteria plan) unless the premiums are included in box 1 of your Form(s) W-2. Also, don't include any other medical and dental expenses paid by the plan unless the amount paid is included in box 1 of your Form(s) W-2.

Taxes You Paid

Taxes You Can't Deduct

- Federal income and most excise taxes.

- Social security, Medicare, federal unemployment (FUTA), and railroad retirement (RRTA) taxes.

- Customs duties.
- Federal estate and gift taxes. However, see [Line 16](#), later, if you had income in respect of a decedent.

- Certain state and local taxes, including tax on gasoline, car inspection fees, assessments for sidewalks or other improvements to your property, tax you paid for someone else, and license fees (for example, marriage, driver's, and pet).

- Foreign personal or real property taxes.

Line 5

The deduction for state and local taxes is generally limited to \$10,000 (\$5,000 if married filing separately). State and local taxes subject to this limit are the taxes that you include on lines 5a, 5b, and 5c.

Safe harbor for certain charitable contributions made in exchange for a state or local tax credit. If you made a charitable contribution in exchange for a state or local tax credit and your charitable contribution deduction must be reduced as a result of receiving or expecting to receive the tax credit, you may qualify for a safe harbor that allows you to treat some or all of the disallowed charitable contribution as a payment of state and local taxes.

The safe harbor applies if you meet the following conditions.

1. You made a cash contribution to an entity described in section 170(c).
2. In return for the cash contribution, you received a state or local tax credit.
3. You must reduce your charitable contribution amount by the amount of the state or local tax credit you receive.

If you meet these conditions, and to the extent you apply the state or local tax credit to this or a prior year's state or local tax liability, you may include this amount on line 5a, 5b, or 5c, whichever is appropriate. To the extent you apply a portion of the credit to offset your state or local tax liability in a subsequent year (as permitted by law), you may treat this amount as state or local tax paid in the year the credit is applied.

For more information about this safe harbor and examples, see Notice 2019-12 at [IRS.gov/irb/2019-27_IRB#NOT-2019-12](#).

U.S. possession taxes. Include taxes imposed by a U.S. possession with your state and local taxes on lines 5a, 5b, and 5c. However, don't include any U.S. possession taxes you paid that are allocable to excluded income.



You may want to take a credit for U.S. possession tax instead of a deduction. See the instructions for Schedule 3 (Form 1040), line 1, for details.

Line 5a



You can elect to deduct state and local general sales taxes instead of state and local income taxes. You can't deduct both.

State and Local Income Taxes

If you don't elect to deduct general sales taxes, include on line 5a the state and local income taxes listed next.

- State and local income taxes withheld from your salary during 2020. Your Form(s) W-2 will show these amounts. Forms W-2G, 1099-G, 1099-R, 1099-MISC, and 1099-NEC may also show state and local income taxes withheld; however, don't include on line 5a any withheld taxes you deducted on other forms, such as Schedule C, E or F.

- State and local income taxes paid in 2020 for a prior year, such as taxes paid with your 2019 state or local income tax return. Don't include penalties or interest.

- State and local estimated tax payments made during 2020, including any part of a prior year refund that you chose to have credited to your 2020 state or local income taxes.

- Mandatory contributions you made to the California, New Jersey, or New York Nonoccupational Disability Benefit Fund, Rhode Island Temporary Disability Benefit Fund, or Washington State Supplemental Workmen's Compensation Fund.

- Mandatory contributions to the Alaska, California, New Jersey, or Pennsylvania state unemployment fund.

- Mandatory contributions to state family leave programs, such as the New

Jersey Family Leave Insurance (FLI) program and the California Paid Family Leave program.

Don't reduce your deduction by any:

- State or local income tax refund or credit you expect to receive for 2020, or
- Refund of, or credit for, prior year state and local income taxes you actually received in 2020. Instead, see the instructions for Schedule 1 (Form 1040), line 1.

State and Local General Sales Taxes

If you elect to deduct state and local general sales taxes instead of income taxes, you **must** check the box on line 5a. To figure your state and local general sales tax deduction, you can use either your actual expenses or the optional sales tax tables.

Actual Expenses

Generally, you can deduct the actual state and local general sales taxes (including compensating use taxes) you paid in 2020 if the tax rate was the same as the general sales tax rate.

Food, clothing, and medical supplies. Sales taxes on food, clothing, and medical supplies are deductible as a general sales tax even if the tax rate was less than the general sales tax rate.

Motor vehicles. Sales taxes on motor vehicles are deductible as a general sales tax even if the tax rate was different than the general sales tax rate. However, if you paid sales tax on a motor vehicle at a rate higher than the general sales tax, you can deduct only the amount of the tax that you would have paid at the general sales tax rate on that vehicle. Include any state and local general sales taxes paid for a leased motor vehicle.

Motor vehicles include cars, motorcycles, motor homes, recreational vehicles, sport utility vehicles, trucks, vans, and off-road vehicles.



You must keep your actual receipts showing general sales taxes paid to use this method.

Trade or business items. Don't include sales taxes paid on items used in your trade or business. Instead, go to the instructions for the form you are using to report business income and expenses to see if you can deduct these taxes.

Refund of general sales taxes. If you received a refund of state or local general sales taxes in 2020 for amounts paid in 2020, reduce your **actual** 2020 state and local general sales taxes by this amount. If you received a refund of state or local general sales taxes in 2020 for prior year purchases, don't reduce your 2020 state and local general sales taxes by this amount. However, if you deducted your **actual** state and local general sales taxes in the earlier year and the deduction reduced your tax, you may have to include the refund in income on Schedule 1 (Form 1040), line 8. See *Recoveries* in Pub. 525 for details.

Optional Sales Tax Tables

Instead of using your actual expenses, you can use the 2020 Optional State Sales Tax Table and the 2020 Optional Local Sales Tax Tables at the end of these instructions to figure your state and local general sales tax deduction. You may also be able to add the state and local general sales taxes paid on certain specified items.

To figure your state and local general sales tax deduction using the tables, complete the State and Local General Sales Tax Deduction Worksheet or use the Sales Tax Deduction Calculator at [IRS.gov/SalesTax](https://www.irs.gov/SalesTax).



If your filing status is married filing separately, both you and your spouse elect to deduct sales taxes, and your spouse elects to use the optional sales tax tables, you also must use the tables to figure your state and local general sales tax deduction.

Instructions for the State and Local General Sales Tax Deduction Worksheet

Line 1. If you lived in the same state for all of 2020, enter the applicable amount, based on your 2020 income and family size, from the 2020 Optional State Sales Tax Table for your state. Read down the "At least—But less than" columns for your state and find the line that includes your 2020 income. If married filing separately, don't include your spouse's income.

Note. The family size column refers to the number of dependents listed on page 1 of Form 1040 or Form 1040-SR (and any continuation sheets) plus you and, if you are filing a joint return, your spouse. If you are married and not filing a joint return, you can include your spouse in family size only in certain circumstances, which are described in Pub. 501.

Income. Your 2020 income is the amount shown on your Form 1040 or 1040-SR, line 11, **plus** any nontaxable items, such as the following.

- Tax-exempt interest.
- Veterans' benefits.
- Nontaxable combat pay.
- Workers' compensation.
- Nontaxable part of social security and railroad retirement benefits.
- Nontaxable part of IRA, pension, or annuity distributions. Don't include rollovers.
- Public assistance payments.

What if you lived in more than one state? If you lived in more than one state during 2020, use the following steps to figure the amount to put on line 1 of the worksheet.

1. Look up the table amount for each state using the rules stated earlier. (If there is no table for a state, the table amount for that state is considered to be zero.)

2. Multiply the table amount of each state by a fraction, the numerator of which is the number of days you lived in the state during 2020 and the denominator of which is the total number of days in the year (366).

3. If you also lived in a locality during 2020 that imposed a local general sales tax, complete a separate worksheet for each state you lived in using the prorated amount from step (2) for that state on line 1 of its worksheet. Otherwise, combine the prorated table amounts from step (2) and enter the total on line 1 of a single worksheet.

Example. You lived in State A from January 1 through August 31, 2020 (244 days), and in State B from September 1 through December 31, 2020 (122 days). The table amount for State A is \$500. The table amount for State B is \$400. You would figure your state general sales tax as follows.

State and Local General Sales Tax Deduction Worksheet—Line 5a

Keep for Your Records 



Instead of using this worksheet, you can find your deduction by using the Sales Tax Deduction Calculator at [IRS.gov/SalesTax](https://www.irs.gov/SalesTax).

Before you begin: See the instructions for line 1 of the worksheet if you:

- Lived in more than one state during 2020, or
- Had any **nontaxable** income in 2020.

1. Enter your **state** general sales taxes from the 2020 Optional State Sales Tax Table 1. \$ _____

Next. If, for all of 2020, you lived only in Connecticut, the District of Columbia, Indiana, Kentucky, Maine, Maryland, Massachusetts, Michigan, New Jersey, or Rhode Island, skip lines 2 through 5, enter -0- on line 6, and go to line 7. Otherwise, go to line 2.

2. Did you live in Alaska, Arizona, Arkansas, Colorado, Georgia, Illinois, Louisiana, Mississippi, Missouri, New York, North Carolina, South Carolina, Tennessee, Utah, or Virginia in 2020?

No. Enter -0-.

Yes. Enter your base **local** general sales taxes from the 2020 Optional Local Sales Tax Tables.

} 2. \$ _____

3. Did your locality impose a **local** general sales tax in 2020? Residents of California and Nevada, see the instructions for line 3 of the worksheet.

No. Skip lines 3 through 5, enter -0- on line 6, and go to line 7.

Yes. Enter your **local** general sales tax rate, but omit the percentage sign. For example, if your local general sales tax rate was 2.5%, enter 2.5. If your local general sales tax rate changed or you lived in more than one locality in the same state during 2020, see the instructions for line 3 of the worksheet

3. _____

4. Did you enter -0- on line 2?

No. Skip lines 4 and 5 and go to line 6.

Yes. Enter your **state** general sales tax rate (shown in the table heading for your state), but omit the percentage sign. For example, if your state general sales tax rate is 6%, enter 6.0

4. _____

5. Divide line 3 by line 4. Enter the result as a decimal (rounded to at least three places) 5. _____

6. Did you enter -0- on line 2?

No. Multiply line 2 by line 3.

Yes. Multiply line 1 by line 5. If you lived in more than one locality in the same state during 2020, see the instructions for line 6 of the worksheet.

} 6. \$ _____

7. Enter your state and local general sales taxes paid on specified items, if any. See the instructions for line 7 of the worksheet

7. \$ _____

8. **Deduction for general sales taxes.** Add lines 1, 6, and 7. Enter the result here and the total from all your state and local general sales tax deduction worksheets, if you completed more than one, on Schedule A, line 5a. Be sure to check the **box** on that line

8. \$ _____

State A:	$\$500 \times 244/366 =$	\$333
State B:	$\$400 \times 122/366 =$	$\frac{133}{}$
Total		$= \$466$

If none of the localities in which you lived during 2020 imposed a local general sales tax, enter \$466 on line 1 of your worksheet. Otherwise, complete a separate worksheet for State A and State B. Enter \$333 on line 1 of the State A worksheet and \$133 on line 1 of the State B worksheet.

Line 2. If you checked the “No” box, enter -0- on line 2, and go to line 3. If you checked the “Yes” box and lived in the same locality for all of 2020, enter the applicable amount, based on your 2020 income and family size, from the 2020 Optional Local Sales Tax Tables for your locality. Read down the “At least–But less than” columns for your locality and find the line that includes your 2020 income. See the instructions for line 1 of the worksheet to figure your 2020 income. The family size column refers to the number of dependents listed on page 1 of Form 1040 or Form 1040-SR (and any continuation sheets) plus you and, if you are filing a joint return, your spouse. If you are married and not filing a joint return, you can include your spouse in family size only in certain circumstances, which are described in Pub. 501.

What if you lived in more than one locality? If you lived in more than one locality during 2020, look up the table amount for each locality using the rules stated earlier. If there is no table for your locality, the table amount is considered to be zero. Multiply the table amount for each locality you lived in by a fraction. The numerator of the fraction is the number of days you lived in the locality during 2020 and the denominator is the total number of days in the year (366). If you lived in more than one locality in the same state and the local general sales tax rate was the same for each locality, enter the total of the prorated table amounts for each locality in that state on line 2. Otherwise, complete a separate worksheet for lines 2 through 6 for each locality and enter each prorated table amount on line 2 of the applicable worksheet.

Example. You lived in Locality 1 from January 1 through August 31, 2020

(244 days), and in Locality 2 from September 1 through December 31, 2020 (122 days). The table amount for Locality 1 is \$100. The table amount for Locality 2 is \$150. You would figure the amount to enter on line 2 as follows. Note that this amount may not equal your local sales tax deduction, which is figured on line 6 of the worksheet.

Locality 1:	$\$100 \times 244/366 =$	\$ 67
Locality 2:	$\$150 \times 122/366 =$	$\frac{50}{}$
Total		$= \$117$

Line 3. If you lived in California, check the “No” box if your combined state and local general sales tax rate is 7.2500%. Otherwise, check the “Yes” box and include on line 3 only the part of the combined rate that is more than 7.2500%.

If you lived in Nevada, check the “No” box if your combined state and local general sales tax rate is 6.8500%. Otherwise, check the “Yes” box and include on line 3 only the part of the combined rate that is more than 6.8500%.

What if your local general sales tax rate changed during 2020? If you checked the “Yes” box and your local general sales tax rate changed during 2020, figure the rate to enter on line 3 as follows. Multiply each tax rate for the period it was in effect by a fraction. The numerator of the fraction is the number of days the rate was in effect during 2020 and the denominator is the total number of days in the year (366). Enter the total of the prorated tax rates on line 3.

Example. Locality 1 imposed a 1% local general sales tax from January 1 through September 30, 2020 (274 days). The rate increased to 1.75% for the period from October 1 through December 31, 2020 (92 days). You would enter “1.189” on line 3, figured as follows.

January 1 –		
September 30:	$1.00 \times 274/366 =$	0.749
October 1 –		
December 31:	$1.75 \times 92/366 =$	$\frac{0.440}{}$
Total		$= 1.189$

What if you lived in more than one locality in the same state during 2020? Complete a separate worksheet for lines 2 through 6 for each locality in your

state if you lived in more than one locality in the same state during 2020 and each locality didn't have the same local general sales tax rate.

To figure the amount to enter on line 3 of the worksheet for each locality in which you lived (except a locality for which you used the 2020 Optional Local Sales Tax Tables to figure your local general sales tax deduction), multiply the local general sales tax rate by a fraction. The numerator of the fraction is the number of days you lived in the locality during 2020 and the denominator is the total number of days in the year (366).

Example. You lived in Locality 1 from January 1 through August 31, 2020 (244 days), and in Locality 2 from September 1 through December 31, 2020 (122 days). The local general sales tax rate for Locality 1 is 1%. The rate for Locality 2 is 1.75%. You would enter “0.667” on line 3 for the Locality 1 worksheet and “0.583” for the Locality 2 worksheet, figured as follows.

Locality 1:	$1.00 \times 244/366 =$	0.667
Locality 2:	$1.75 \times 122/366 =$	0.583

Line 6. If you lived in more than one locality in the same state during 2020, you should have completed line 1 only on the first worksheet for that state and separate worksheets for lines 2 through 6 for any other locality within that state in which you lived during 2020. If you checked the “Yes” box on line 6 of any of those worksheets, multiply line 5 of that worksheet by the amount that you entered on line 1 for that state on the first worksheet.

Line 7. Enter on line 7 any state and local general sales taxes paid on the following specified items. If you are completing more than one worksheet, include the total for line 7 on only one of the worksheets.

1. A motor vehicle (including a car, motorcycle, motor home, recreational vehicle, sport utility vehicle, truck, van, and off-road vehicle). Also include any state and local general sales taxes paid for a leased motor vehicle. If the state sales tax rate on these items is higher than the general sales tax rate, only include the amount of tax you would have paid at the general sales tax rate.

2. An aircraft or boat, but only if the tax rate was the same as the general sales tax rate.

3. A home (including a mobile home or prefabricated home) or substantial addition to or major renovation of a home, but only if the tax rate was the same as the general sales tax rate and any of the following applies.

a. Your state or locality imposes a general sales tax directly on the sale of a home or on the cost of a substantial addition or major renovation.


b. You purchased the materials to build a home or substantial addition or to perform a major renovation and paid the sales tax directly.

c. Under your state law, your contractor is considered your agent in the construction of the home or substantial addition or the performance of a major renovation. The contract must state that the contractor is authorized to act in your name and must follow your directions on construction decisions. In this case, you will be considered to have purchased any items subject to a sales tax and to have paid the sales tax directly.

Don't include sales taxes paid on items used in your trade or business. If you received a refund of state or local general sales taxes in 2020, see [Refund of general sales taxes](#), earlier.

Line 5b

State and Local Real Estate Taxes

 If you are a homeowner who received assistance under a State Housing Finance Agency Hardest Hit Fund program or an Emergency Homeowners' Loan program, see Pub. 530 for the amount you can include on line 5b.

Enter on line 5b the state and local taxes you paid on real estate you own that wasn't used for business, but only if the taxes are assessed uniformly at a like rate on all real property throughout the community, and the proceeds are used for general community or governmental purposes. Pub. 530 explains the deductions homeowners can take.

Don't include the following amounts on line 5b.

- Foreign taxes you paid on real estate.

- Itemized charges for services to specific property or persons (for example, a \$20 monthly charge per house for trash collection, a \$5 charge for every 1,000 gallons of water consumed, or a flat charge for mowing a lawn that had grown higher than permitted under a local ordinance).

- Charges for improvements that tend to increase the value of your property (for example, an assessment to build a new sidewalk). The cost of a property improvement is added to the basis of the property. However, a charge is deductible if it is used only to maintain an existing public facility in service (for example, a charge to repair an existing sidewalk, and any interest included in that charge).

If your mortgage payments include your real estate taxes, you can include only the amount the mortgage company actually paid to the taxing authority in 2020.

If you sold your home in 2020, any real estate tax charged to the buyer should be shown on your settlement statement and in box 6 of any Form 1099-S you received. This amount is considered a refund of real estate taxes. See [Refunds and rebates](#), later. Any real estate taxes you paid at closing should be shown on your settlement statement.



You must look at your real estate tax bill to decide if any nondeductible itemized charges, such as those listed earlier, are included in the bill. If your taxing authority (or lender) doesn't furnish you a copy of your real estate tax bill, ask for it.

Prepayment of next year's property taxes. Only taxes paid in 2020 and assessed prior to 2021 can be deducted for 2020. State or local law determines whether and when a property tax is assessed, which is generally when the taxpayer becomes liable for the property tax imposed.

Refunds and rebates. If you received a refund or rebate in 2020 of real estate taxes you paid in 2020, reduce your deduction by the amount of the refund or rebate. If you received a refund or rebate in 2020 of real estate taxes you paid in an earlier year, don't reduce your deduction by this amount. Instead, you must

include the refund or rebate in income on Schedule 1 (Form 1040), line 8, if you deducted the real estate taxes in the earlier year and the deduction reduced your tax. See *Recoveries* in Pub. 525 for details on how to figure the amount to include in income.

Line 5c

State and Local Personal Property Taxes

Enter on line 5c the state and local personal property taxes you paid, but only if the taxes were based on value alone and were imposed on a yearly basis.

Example. You paid a yearly fee for the registration of your car. Part of the fee was based on the car's value and part was based on its weight. You can deduct only the part of the fee that was based on the car's value.

Prepayment of next year's property taxes. Only taxes paid in 2020 and assessed prior to 2021 can be deducted for 2020. State or local law determines whether and when a property tax is assessed, which is generally when the taxpayer becomes liable for the property tax imposed.

Line 6

Other Taxes

Enter only one total on line 6, but list the type and amount of each tax included. Include on this line income taxes you paid to a foreign country and generation skipping tax (GST) imposed on certain income distributions.



You may want to take a credit for the foreign tax instead of a deduction. See the instructions for Schedule 3 (Form 1040), line 1, for details.

Don't include taxes you paid to a U.S. possession on this line; instead, include U.S. possession taxes on the appropriate state and local tax line.

Don't include federal estate tax on income in respect of a decedent on this line; instead, include it on line 16.

Interest You Paid

The rules for deducting interest vary, depending on whether the loan proceeds are used for business, personal, or investment activities. See Pub. 535 for more information about deducting business interest expenses. See Pub. 550 for more information about deducting investment interest expenses. You can't deduct personal interest. However, you can deduct qualified home mortgage interest (on your Schedule A) and interest on certain student loans (on Schedule 1 (Form 1040), line 20), as explained in Pub. 936 and Pub. 970.

If you use the proceeds of a loan for more than one purpose (for example, personal and business), you must allocate the interest on the loan to each use.


You allocate interest on a loan in the same way as the loan is allocated. You do this by tracing disbursements of the debt proceeds to specific uses. For more information on allocating interest, see Pub. 535.

In general, if you paid interest in 2020 that applies to any period after 2020, you can deduct only amounts that apply for 2020.

Use Schedule A to deduct qualified home mortgage interest and investment interest.

Line 8

Home Mortgage Interest


 *If you are a homeowner who received assistance under a State Housing Finance Agency Hardest Hit Fund program or an Emergency Homeowners' Loan program, see Pub. 530 for the amount you can deduct on line 8a or 8b.*

A home mortgage is any loan that is secured by your main home or second home, regardless of how the loan is labeled. It includes first and second mortgages, home equity loans, and refinanced mortgages.

A home can be a house, condominium, cooperative, mobile home, boat, or similar property. It must provide basic living accommodations including sleeping space, toilet, and cooking facilities.

Check the **box** on line 8 if you had one or more home mortgages in 2020 with an outstanding balance and you didn't use all of your home mortgage proceeds from those loans to buy, build, or substantially improve your home. Interest paid on home mortgage proceeds used for other purposes isn't deductible on lines 8a or 8b.

See [Limits on home mortgage interest](#), later, for more information about what interest you can include on lines 8a and 8b.

 *If you used any home mortgage proceeds for a business or investment purpose, interest you paid that is allocable to those proceeds may still be deductible as a business or investment expense elsewhere on your return.*

Limits on home mortgage interest. Your deduction for home mortgage interest is subject to a number of limits. If one or more of the following limits applies, see Pub. 936 to figure your deduction.

Limit for loan proceeds not used to buy, build, or substantially improve your home. You can only deduct home mortgage interest to the extent that the loan proceeds from your home mortgage are used to buy, build, or substantially improve the home securing the loan ("qualifying debt"). Make sure to check the box on line 8 if you had one or more home mortgages in 2020 with an outstanding balance and you didn't use all of the loan proceeds to buy, build, or substantially improve the home. The only exception to this limit is for loans taken out on or before October 13, 1987; the loan proceeds for these loans are treated as having been used to buy, build, or substantially improve the home. See Pub. 936 for more information about loans taken out on or before October 13, 1987.

See Pub. 936 to figure your deduction if you must check the box on line 8.

Limit on loans taken out on or before December 15, 2017. For qualifying debt taken out on or before December 15, 2017, you can only deduct home mortgage interest on up to \$1,000,000 (\$500,000 if you are married filing separately) of that debt. The only exception is for loans taken out on or before October 13, 1987; see Pub. 936 for more in-

formation about loans taken out on or before October 13, 1987.

See Pub. 936 to figure your deduction if you have loans taken out on or before December 15, 2017, that exceed \$1,000,000 (\$500,000 if you are married filing separately).

Limit on loans taken out after December 15, 2017. For qualifying debt taken out after December 15, 2017, you can only deduct home mortgage interest on up to \$750,000 (\$375,000 if you are married filing separately) of that debt. If you also have qualifying debt subject to the \$1,000,000 limitation discussed under [Limit on loans taken out on or before December 15, 2017](#), earlier, the \$750,000 limit for debt taken out after December 15, 2017, is reduced by the amount of your qualifying debt subject to the \$1,000,000 limit. An exception exists for certain loans taken out after December 15, 2017, but before April 1, 2018. If the exception applies, your loan may be treated in the same manner as a loan taken out on or before December 15, 2017; see Pub. 936 for more information about this exception.

See Pub. 936 to figure your deduction if you have loans taken out after October 13, 1987, that exceed \$750,000 (\$375,000 if you are married filing separately).

Limit when loans exceed the fair market value of the home. If the total amount of all mortgages is more than the fair market value of the home, see Pub. 936 to figure your deduction.

Line 8a

Enter on line 8a mortgage interest and points reported to you on Form 1098 unless one or more of the limits on home mortgage interest apply to you. For more information about these limits, see [Limits on home mortgage interest](#), earlier.

Home mortgage interest limited. If your home mortgage interest deduction is limited, see Pub. 936 to figure the amount of mortgage interest and points reported to you on Form 1098 that are deductible. Only enter on line 8a the deductible mortgage interest and points that were reported to you on Form 1098.

Refund of overpaid interest. If your Form 1098 shows any refund of overpaid interest, don't reduce your

deduction by the refund. Instead, see the instructions for Schedule 1 (Form 1040), line 8.

More than one borrower. If you and at least one other person (other than your spouse if you file a joint return) were liable for and paid interest on a mortgage that was your home, you can only deduct your share of the interest.

Shared interest reported on your Form 1098. If the shared interest was reported on the Form 1098 you received, deduct only your share of the interest on line 8a. Let each of the other borrowers know what his or her share is.

Shared interest reported on someone else's Form 1098. If the shared interest was reported on the other person's Form 1098, report your share of the interest on line 8b (as explained in [Line 8b](#), later).

Form 1098 doesn't show all interest paid. If you paid more interest to the recipient than is shown on Form 1098, include the larger deductible amount on line 8a and explain the difference. If you are filing a paper return, explain the difference by attaching a statement to your paper return and printing "See attached" to the right of line 8a.



If you are claiming the mortgage interest credit (for holders of qualified mortgage credit certificates issued by state or local governmental units or agencies), subtract the amount shown on Form 8396, line 3, from the total deductible interest you paid on your home mortgage. Enter the result on line 8a.

Line 8b

If you paid home mortgage interest to a recipient who didn't provide you a Form 1098, report your deductible mortgage interest on line 8b. Your deductible mortgage interest may be less than what you paid if one or more of the limits on home mortgage interest apply to you. For more information about these limits, see [Limits on home mortgage interest](#), earlier.

Seller financed mortgage. If you paid home mortgage interest to the person from whom you bought the home and that person didn't provide you a Form 1098, write that person's name, identifying number, and address on the dotted lines next to line 8b. If the recipient of

your home mortgage payment(s) is an individual, the identifying number is his or her social security number (SSN). Otherwise, it is the employer identification number (EIN). You must also let the recipient know your SSN.



If you don't show the required information about the recipient or let the recipient know your SSN, you may have to pay a \$50 penalty.

Interest reported on someone else's Form 1098. If you and at least one other person (other than your spouse if filing jointly) were liable for and paid interest on the mortgage, and the home mortgage interest paid was reported on the other person's Form 1098, identify the name and address of the person or persons who received a Form 1098 reporting the interest you paid. If you are filing a paper return, identify the person by attaching a statement to your paper return and printing "See attached" to the right of line 8b.

Line 8c

Points Not Reported on Form 1098

Points are shown on your settlement statement. Points you paid only to borrow money are generally deductible over the life of the loan. See Pub. 936 to figure the amount you can deduct. Points paid for other purposes, such as for a lender's services, aren't deductible.

Refinancing. Generally, you must deduct points you paid to refinance a mortgage over the life of the loan. This is true even if the new mortgage is secured by your main home.

If you used part of the proceeds to improve your main home, you may be able to deduct the part of the points related to the improvement in the year paid. See Pub. 936 for details.



If you paid off a mortgage early, deduct any remaining points in the year you paid off the mortgage. However, if you refinanced your mortgage with the same lender, see Mortgage ending early in Pub. 936 for an exception.

Line 8d

Mortgage Insurance Premiums

Enter the qualified mortgage insurance premiums you paid under a mortgage insurance contract issued after December 31, 2006, in connection with home acquisition debt that was secured by your first or second home. Box 5 of Form 1098 shows the amount of premiums you paid in 2020. If you and at least one other person (other than your spouse if filing jointly) were liable for and paid the premiums in connection with the loan, and the premiums were reported on the other person's Form 1098, report your share of the premiums on line 8d. See [Prepaid mortgage insurance premiums](#), later, if you paid any premiums allocable to any period after 2020.

Qualified mortgage insurance is mortgage insurance provided by the Department of Veterans Affairs, the Federal Housing Administration, or the Rural Housing Service (or their successor organizations), and private mortgage insurance (as defined in section 2 of the Homeowners Protection Act of 1998 as in effect on December 20, 2006).

Mortgage insurance provided by the Department of Veterans Affairs and the Rural Housing Service is commonly known as a funding fee and guarantee fee, respectively. These fees can be deducted fully in 2020 if the mortgage insurance contract was issued in 2020. Contact the mortgage insurance issuer to determine the deductible amount if it isn't included in box 5 of Form 1098.

Prepaid mortgage insurance premiums. If you paid qualified mortgage insurance premiums that are allocable to periods after 2020, you must allocate them over the shorter of:

- The stated term of the mortgage, or
- 84 months, beginning with the month the insurance was obtained.

The premiums are treated as paid in the year to which they are allocated. If the mortgage is satisfied before its term, no deduction is allowed for the unamortized balance. See Pub. 936 for details.

The allocation rules, explained earlier, don't apply to qualified mortgage insurance provided by the Department of Veterans Affairs or the Rural Housing

Service (or their successor organizations).

Limit on amount you can deduct. You can't deduct your mortgage insurance premiums if the amount on Form 1040 or 1040-SR, line 11, is more than \$109,000 (\$54,500 if married filing separately). If the amount on Form 1040 or 1040-SR, line 11, is more than \$100,000 (\$50,000 if married filing separately), your deduction is limited and you must use the [Mortgage Insurance Premiums Deduction Worksheet](#) to figure your deduction.

Line 9 Investment Interest

Investment interest is interest paid on money you borrowed that is allocable to property held for investment. It doesn't include any interest allocable to passive activities or to securities that generate tax-exempt income.

Complete and attach Form 4952 to figure your deduction.

Exception. You don't have to file Form 4952 if all three of the following apply.

1. Your investment interest expense is less than your investment income from interest and ordinary dividends minus any qualified dividends.

2. You have no other deductible investment expenses.

3. You have no disallowed investment interest expense from 2019.



Alaska Permanent Fund dividends, including those reported on Form 8814, aren't investment income.

For more details, see Pub. 550.

Gifts to Charity

You can deduct contributions or gifts you gave to organizations that are religious, charitable, educational, scientific, or literary in purpose. You can also deduct what you gave to organizations that work to prevent cruelty to children or animals. Certain whaling captains may be able to deduct expenses paid in 2020 for Native Alaskan subsistence bowhead whale hunting activities. See Pub. 526 for details.

To verify an organization's charitable status, you can:

- Check with the organization to which you made the donation. The organization should be able to provide you with verification of its charitable status.

- Use our online search tool at [IRS.gov/TEOS](https://www.irs.gov/TEOS) to see if an organization

is eligible to receive tax-deductible contributions (Publication 78 data).

Examples of Qualified Charitable Organizations

The following list gives some examples of qualified organizations. See Pub. 526 for more examples.

- Churches, mosques, synagogues, temples, and other religious organizations.

- Boy Scouts, Boys and Girls Clubs of America, CARE, Girl Scouts, Goodwill Industries, Red Cross, Salvation Army, and United Way.

- Fraternal orders, if the gifts will be used for the purposes listed under [Gifts to Charity](#), earlier.

- Veterans' and certain cultural groups.

- Nonprofit hospitals and medical research organizations.

- Most nonprofit educational organizations, such as colleges, but only if your contribution isn't a substitute for tuition or other enrollment fees.

- Federal, state, and local governments if the gifts are solely for public purposes.

Amounts You Can Deduct

Contributions can be in cash, property, or out-of-pocket expenses you paid to do volunteer work for the kinds of organizations described earlier. If you drove to

Mortgage Insurance Premiums Deduction Worksheet—Line 8d

Keep for Your Records



Before you begin: ✓ See the instructions for line 8d to see if you must use this worksheet to figure your deduction.

1.	Enter the total premiums you paid in 2020 for qualified mortgage insurance for a contract issued after December 31, 2006	1.	<input type="text"/>
2.	Enter the amount from Form 1040 or 1040-SR, line 11	2.	<input type="text"/>
3.	Enter \$100,000 (\$50,000 if married filing separately)	3.	<input type="text"/>
4.	Is the amount on line 2 more than the amount on line 3? <input type="checkbox"/> No. Your deduction isn't limited. Enter the amount from line 1 of this worksheet on Schedule A, line 8d. Don't complete the rest of this worksheet. <input type="checkbox"/> Yes. Subtract line 3 from line 2. If the result isn't a multiple of \$1,000 (\$500 if married filing separately), increase it to the next multiple of \$1,000 (\$500 if married filing separately). For example, increase \$425 to \$1,000, increase \$2,025 to \$3,000; or if married filing separately, increase \$425 to \$500, increase \$2,025 to \$2,500, etc.	4.	<input type="text"/>
5.	Divide line 4 by \$10,000 (\$5,000 if married filing separately). Enter the result as a decimal. If the result is 1.0 or more, enter 1.0	5.	<input type="text"/>
6.	Multiply line 1 by line 5	6.	<input type="text"/>
7.	Mortgage insurance premiums deduction. Subtract line 6 from line 1. Enter the result here and on Schedule A, line 8d	7.	<input type="text"/>

and from the volunteer work, you can take the actual cost of gas and oil or 14 cents a mile. Add parking and tolls to the amount you claim under either method. But don't deduct any amounts that were repaid to you.

Gifts from which you benefit. If you made a gift and received a benefit in return, such as food, entertainment, or merchandise, you can generally only deduct the amount that is more than the value of the benefit. But this rule doesn't apply to certain membership benefits provided in return for an annual payment of \$75 or less or to certain items or benefits of token value. For details, see Pub. 526.

Example. You paid \$70 to a charitable organization to attend a fund-raising dinner and the value of the dinner was \$40. You can deduct only \$30.

Gifts of \$250 or more. You can deduct a gift of \$250 or more only if you have a contemporaneous written acknowledgment from the charitable organization showing the information in (1) and (2) next.

1. The amount of any money contributed and a description (but not value) of any property donated.

2. Whether the organization did or didn't give you any goods or services in return for your contribution. If you did receive any goods or services, a description and estimate of the value must be included. If you received only intangible religious benefits (such as admission to a religious ceremony), the organization must state this, but it doesn't have to describe or value the benefit.

In figuring whether a gift is \$250 or more, don't combine separate donations. For example, if you gave your church \$25 each week for a total of \$1,300, treat each \$25 payment as a separate gift. If you made donations through payroll deductions, treat each deduction from each paycheck as a separate gift. See Pub. 526 if you made a separate gift of \$250 or more through payroll deduction.

To be contemporaneous, you must get the written acknowledgment from the charitable organization by the date you file your return or the due date (including extensions) for filing your return, whichever is earlier. Don't attach the contemporaneous written acknowl-

edgment to your return. Instead, keep it for your records.

Limit on the amount you can deduct. See Pub. 526 to figure the amount of your deduction if any of the following applies.


1. Your cash contributions or contributions of ordinary income property are more than 30% of the amount on Form 1040 or 1040-SR, line 11.

2. Your gifts of capital gain property are more than 20% of the amount on Form 1040 or 1040-SR, line 11.

3. You gave gifts of property that increased in value or gave gifts of the use of property.

Amounts You Can't Deduct

• Certain contributions to charitable organizations, to the extent that you receive a state or local tax credit in return for your contribution. See Pub. 526 for more details and exceptions.

 See [Safe harbor for certain charitable contributions made in exchange for a state or local tax credit](#), earlier under Line 5, if your cash contribution is disallowed because you received or expected to receive a credit.

• An amount paid to or for the benefit of a college or university in exchange for the right to purchase tickets to an athletic event in the college or university's stadium.

• Travel expenses (including meals and lodging) while away from home performing donated services, unless there was no significant element of personal pleasure, recreation, or vacation in the travel.

• Political contributions.

• Dues, fees, or bills paid to country clubs, lodges, fraternal orders, or similar groups.

• Cost of raffle, bingo, or lottery tickets. But you may be able to deduct these expenses on line 16. See [Line 16](#), later, for more information on gambling losses.

• Value of your time or services.

• Value of blood given to a blood bank.

• The transfer of a future interest in tangible personal property. Generally, no deduction is allowed until the entire interest has been transferred.

• Gifts to individuals and groups that are operated for personal profit.

• Gifts to foreign organizations. However, you may be able to deduct gifts to certain U.S. organizations that transfer funds to foreign charities and certain Canadian, Israeli, and Mexican charities. See Pub. 526 for details.

• Gifts to organizations engaged in certain political activities that are of direct financial interest to your trade or business. See section 170(f)(9).

• Gifts to groups whose purpose is to lobby for changes in the laws.

• Gifts to civic leagues, social and sports clubs, labor unions, and chambers of commerce.

• Value of benefits received in connection with a contribution to a charitable organization. See Pub. 526 for exceptions.

• Cost of tuition. However, you may be able to deduct this as part of the tuition and fees deduction (see Schedule 1 (Form 1040), line 21) or take an education credit (see Form 8863).

Line 11

Gifts by Cash or Check

Enter on line 11 the total value of gifts you made in cash or by check (including out-of-pocket expenses), unless a limit on deducting gifts applies to you. For more information about the limits on deducting gifts, see [Limit on the amount you can deduct](#), earlier. If your deduction is limited, you may have a carry-over to next year. See Pub. 526 for more information.

Deduction for gifts by cash or check limited. If your deduction for the gifts you made in cash or by check is limited, see Pub. 526 to figure the amount you can deduct. Only enter on line 11 the deductible value of gifts you made in cash or by check.

Recordkeeping. For any contribution made in cash, regardless of the amount, you must maintain as a record of the contribution a bank record (such as a canceled check or credit card statement) or a written record from the charity. The written record must include the name of the charity, date, and amount of the contribution. If you made contributions through payroll deduction, see Pub. 526 for information on the records you must keep. Don't attach the record to your tax return. Instead, keep it with your other tax records.

For contributions of \$250 or more, you must also have a contemporaneous written acknowledgment from the charitable organization. See [Gifts of \\$250 or more](#), earlier, for more information. You will still need to keep a record of when you made the cash contribution if the contemporaneous written acknowledgment doesn't include that information.

Qualified Contributions

In general, you can elect to treat gifts by cash or check as qualified contributions if the gift was paid in 2020 to a qualified charitable organization. This election isn't available for contributions to an organization described in IRC 509(a)(3) or for the establishment of a new, or maintenance of an existing, donor advised fund. For details, see Pub. 526.

Qualified contributions are not subject to a limitation based on a percentage of adjusted gross income; however, certain limits may apply if your qualified contributions are more than the amount on Form 1040 or 1040-SR, line 11, minus all other allowable contributions. For details, see Pub. 526.

Include any contributions that you elect to treat as qualified contributions in the total amount reported on line 11. Indicate the election by also entering the amount of your qualified contributions on the dotted line next to the line 11 entry space.

Line 12

Other Than by Cash or Check

Enter on line 12 the total value of your contributions of property other than by cash or check, unless a limit on deducting gifts applies to you. For more information about the limits on deducting gifts, see [Limit on the amount you can deduct](#), earlier. If your deduction is limited, you may have a carryover to next year. See Pub. 526 for more information.

Deduction for gifts other than by cash or check limited. If your deduction for the contributions of property other than by cash or check is limited, see Pub. 526 to figure the amount you can deduct. Only enter on line 12 the deductible value of your contributions of property other than by cash or check.

Valuing contributions of used items.

If you gave used items, such as clothing or furniture, deduct their fair market value at the time you gave them. Fair market value is what a willing buyer would pay a willing seller when neither has to buy or sell and both are aware of the conditions of the sale. For more details on determining the value of donated property, see Pub. 561.

Deduction more than \$500. If the amount of your deduction is more than \$500, you must complete and attach Form 8283. For this purpose, the "amount of your deduction" means your deduction before applying any income limits that could result in a carryover of contributions.

Contribution of motor vehicle, boat, or airplane. If you deduct more than \$500 for a contribution of a motor vehicle, boat, or airplane, you must also attach a statement from the charitable organization to your paper return. The organization may use Form 1098-C to provide the required information. If your total deduction is over \$5,000 (\$500 for certain contributions of clothing and household items (discussed next)), you may also have to get appraisals of the values of the donated property. See Form 8283 and its instructions for details.

Contributions of clothing and household items. A deduction for these contributions will be allowed only if the items are in good used condition or better. However, this rule doesn't apply to a contribution of any single item for which a deduction of more than \$500 is claimed and for which you include a qualified appraisal and Form 8283 with your tax return.

Recordkeeping. If you gave property, you should keep a receipt or written statement from the organization you gave the property to, or a reliable written record, that shows the organization's name and address, the date and location of the gift, and a description of the property. For each gift of property, you should also keep reliable written records that include:

- How you figured the property's value at the time you gave it. If the value was determined by an appraisal, keep a signed copy of the appraisal.
- The cost or other basis of the property if you must reduce it by any ordina-

ry income or capital gain that would have resulted if the property had been sold at its fair market value.

- How you figured your deduction if you chose to reduce your deduction for gifts of capital gain property.
- Any conditions attached to the gift.

If the gift of property is \$250 or more, you must also have a contemporaneous written acknowledgment from the charity. See [Gifts of \\$250 or more](#), earlier, for more information. Form 8283 doesn't satisfy the contemporaneous written acknowledgment requirement, and a contemporaneous written acknowledgment isn't a substitute for the other records you may need to keep if you gave property.



If your total deduction for gifts of property is over \$500, you gave less than your entire interest in the property, or you made a qualified conservation contribution, your records should contain additional information. See Pub. 526 for details.

Line 13

Carryover From Prior Year

You may have contributions that you couldn't deduct in an earlier year because they exceeded the limits on the amount you could deduct. In most cases, you have 5 years to use contributions that were limited in an earlier year. The same limits apply this year to your carryover amounts as applied to those amounts in the earlier year. After applying those limits, enter the amount of your carryover that you are allowed to deduct this year. See Pub. 526 for details.

Casualty and Theft Losses

Line 15

Complete and attach Form 4684 to figure the amount of your loss. Only enter the amount from Form 4684, line 18, on line 15.



Don't enter a net qualified disaster loss from Form 4684, line 15, on line 15. Instead, enter that amount, if any, on line 16. See [Line 16](#), later, for information about reporting a net qualified disaster loss.

You can only deduct personal casualty and theft losses attributable to a federally declared disaster to the extent that:

1. The amount of each separate casualty or theft loss is more than \$100, and
2. The total amount of all losses during the year (reduced by the \$100 limit discussed in (1)) is more than 10% of the amount on Form 1040 or 1040-SR, line 11.

See the Instructions for Form 4684 and Pub. 547 for more information.

Other Itemized Deductions

Line 16

Increased Standard Deduction Reporting

If you have a net qualified disaster loss on Form 4684, line 15, and you aren't itemizing your deductions, you can claim an increased standard deduction using Schedule A by doing the following.

1. List the amount from Form 4684, line 15, on the dotted line next to line 16 as "Net Qualified Disaster Loss," and attach Form 4684.
2. List your standard deduction amount on the dotted line next to line 16 as "Standard Deduction Claimed With Qualified Disaster Loss."

3. Combine the two amounts on line 16 and enter on Form 1040 or 1040-SR, line 12.

Do not enter an amount on any other line of Schedule A. For more information on how to determine your increased standard deduction, see Pub. 976.

Net Qualified Disaster Loss Reporting

If you have a net qualified disaster loss on Form 4684, line 15, and you are itemizing your deductions, list the amount from Form 4684, line 15, on the dotted line next to line 16 as "Net Qualified Disaster Loss" and include with your other miscellaneous deductions on line 16. Also be sure to attach Form 4684.



Don't include your net qualified disaster loss on line 15.

Other Itemized Deductions

List the type and amount of each expense from the following list next to line 16 and enter the total of these expenses on line 16. If you are filing a paper return and you can't fit all your expenses on the dotted lines next to line 16, attach a statement instead showing the type and amount of each expense.



Only the expenses listed next can be deducted on line 16. For more information about each of these expenses, see Pub. 529.

- Gambling losses (gambling losses include, but aren't limited to, the cost of non-winning bingo, lottery, and raffle tickets), but only to the extent of gambling winnings reported on Schedule 1 (Form 1040), line 8.

- Casualty and theft losses of income-producing property from Form 4684, lines 32 and 38b, or Form 4797, line 18a.

- Federal estate tax on income in respect of a decedent.

- A deduction for amortizable bond premium (for example, a deduction allowed for a bond premium carryforward or a deduction for amortizable bond premium on bonds acquired before October 23, 1986).

- An ordinary loss attributable to a contingent payment debt instrument or an inflation-indexed debt instrument (for example, a Treasury Inflation-Protected Security).

- Deduction for repayment of amounts under a claim of right if over \$3,000. See Pub. 525 for details.

- Certain unrecovered investment in a pension.

- Impairment-related work expenses of a disabled person.

Total Itemized Deductions

Line 18

If you elect to itemize for state tax or other purposes even though your itemized deductions are less than your standard deduction, check the box on line 18.



Be sure to consider the adjustment to income for charitable contributions on Form 1040 or 1040-SR, line 10b, when deciding whether to itemize. You can only claim that adjustment to income if you take the standard deduction.

2020 Optional State Sales Tax Tables

Income		Family Size						Family Size						Family Size						
		At least	But less than	1	2	3	4	5	Over 5	1	2	3	4	5	Over 5	1	2	3	4	5
		Alabama						Arizona						Arkansas						
		1						2						2						
		4.0000%						5.6000%						6.5000%						
\$0	\$20,000	282	327	358	382	401	429	280	304	318	329	338	350	359	389	407	421	432	446	466
\$20,000	\$30,000	393	456	498	530	557	594	419	453	475	491	505	522	536	580	608	628	644	666	
\$30,000	\$40,000	448	519	567	603	634	676	491	531	557	576	591	612	628	679	712	735	755	780	
\$40,000	\$50,000	495	573	625	665	698	745	552	598	626	648	665	688	707	764	801	828	849	878	
\$50,000	\$60,000	536	620	676	719	755	805	607	657	688	712	730	756	777	840	880	910	933	965	
\$60,000	\$70,000	572	661	721	767	805	858	657	710	744	769	790	817	840	908	952	983	1009	1044	
\$70,000	\$80,000	605	699	762	810	850	906	702	759	796	823	844	874	897	971	1017	1051	1079	1116	
\$80,000	\$90,000	636	734	800	850	892	951	744	805	843	872	895	926	951	1029	1078	1114	1143	1182	
\$90,000	\$100,000	664	766	835	888	931	992	784	848	888	918	942	975	1002	1084	1135	1173	1204	1245	
\$100,000	\$120,000	702	809	881	937	982	1047	837	905	948	980	1005	1040	1069	1156	1211	1252	1284	1328	
\$120,000	\$140,000	750	864	940	999	1048	1116	905	979	1025	1059	1087	1125	1156	1251	1310	1354	1389	1437	
\$140,000	\$160,000	794	914	995	1057	1109	1180	969	1047	1097	1134	1163	1203	1236	1338	1401	1448	1486	1537	
\$160,000	\$180,000	834	960	1045	1110	1164	1239	1028	1111	1163	1202	1233	1276	1311	1418	1486	1535	1575	1629	
\$180,000	\$200,000	872	1003	1091	1159	1215	1294	1083	1170	1225	1266	1299	1344	1381	1494	1565	1618	1660	1716	
\$200,000	\$225,000	911	1048	1139	1210	1268	1350	1140	1232	1290	1333	1368	1415	1454	1573	1648	1703	1747	1807	
\$225,000	\$250,000	953	1095	1190	1264	1325	1410	1202	1299	1359	1405	1441	1491	1532	1657	1736	1794	1841	1904	
\$250,000	\$275,000	992	1139	1238	1314	1377	1466	1260	1361	1425	1472	1510	1562	1605	1737	1819	1880	1929	1995	
\$275,000	\$300,000	1028	1181	1283	1362	1427	1518	1315	1421	1487	1537	1576	1630	1675	1812	1898	1962	2013	2082	
\$300,000	or more	1242	1423	1544	1638	1716	1824	1641	1772	1854	1916	1965	2032	2087	2258	2365	2445	2508	2594	
		California						Colorado						Connecticut						
		3						2						4						
		7.2500%						2.9000%						6.3500%						
\$0	\$20,000	360	390	408	422	433	448	146	157	164	169	173	179	270	283	290	296	300	306	
\$20,000	\$30,000	529	572	599	619	635	657	216	233	243	251	257	265	401	420	431	439	445	454	
\$30,000	\$40,000	616	665	696	720	738	763	253	272	284	293	300	310	469	490	503	513	520	530	
\$40,000	\$50,000	690	745	780	806	826	855	284	306	319	329	337	348	526	551	565	576	584	595	
\$50,000	\$60,000	756	816	854	882	905	935	312	335	350	361	370	382	578	604	620	632	641	653	
\$60,000	\$70,000	815	880	920	951	975	1008	337	362	378	390	399	412	624	652	670	682	692	706	
\$70,000	\$80,000	869	938	981	1013	1039	1074	360	387	404	416	426	440	666	697	715	729	739	753	
\$80,000	\$90,000	919	992	1038	1072	1099	1136	381	410	428	441	452	466	705	738	757	772	783	798	
\$90,000	\$100,000	966	1043	1090	1126	1155	1193	401	431	450	464	475	490	742	776	797	812	824	839	
\$100,000	\$120,000	1029	1110	1160	1198	1229	1270	428	460	480	495	506	523	791	827	849	865	878	895	
\$120,000	\$140,000	1110	1197	1251	1292	1324	1369	462	497	518	534	547	564	854	893	917	934	948	966	
\$140,000	\$160,000	1185	1277	1335	1378	1413	1460	494	531	554	571	585	603	913	955	980	999	1013	1032	
\$160,000	\$180,000	1253	1351	1412	1458	1495	1544	524	563	587	605	619	639	967	1011	1038	1058	1073	1093	
\$180,000	\$200,000	1318	1421	1485	1533	1571	1623	552	593	618	637	652	673	1018	1064	1093	1113	1129	1151	
\$200,000	\$225,000	1386	1493	1560	1611	1651	1706	581	623	650	670	686	708	1070	1119	1149	1171	1188	1211	
\$225,000	\$250,000	1458	1570	1641	1694	1736	1793	612	655	685	706	722	745	1127	1178	1210	1233	1251	1275	
\$250,000	\$275,000	1525	1643	1717	1772	1816	1876	641	688	717	739	757	780	1180	1234	1267	1291	1309	1335	
\$275,000	\$300,000	1590	1712	1789	1846	1892	1954	668	717	748	771	789	814	1230	1287	1321	1346	1366	1392	
\$300,000	or more	1968	2118	2212	2282	2338	2415	832	892	930	958	981	1011	1527	1598	1640	1671	1695	1728	
		District of Columbia						Florida						Georgia						
		4						1						2						
		6.0000%						6.0000%						4.0000%						
\$0	\$20,000	241	250	255	258	261	265	307	329	342	352	360	370	199	215	226	233	239	247	
\$20,000	\$30,000	360	372	380	385	389	395	463	495	515	529	541	557	298	321	336	347	356	368	
\$30,000	\$40,000	422	436	445	451	456	462	543	581	604	622	635	654	349	376	394	407	417	431	
\$40,000	\$50,000	475	491	500	507	513	520	613	655	682	701	717	738	392	423	443	457	469	485	
\$50,000	\$60,000	522	539	550	557	563	571	675	721	750	772	789	812	431	465	487	503	515	533	
\$60,000	\$70,000	564	583	594	602	609	617	731	781	813	836	854	879	466	503	526	543	557	576	
\$70,000	\$80,000	603	623	635	644	651	660	782	836	870	895	914	941	498	538	562	581	595	615	
\$80,000	\$90,000	639	660	673	682	690	699	830	887	923	949	970	999	528	570	596	615	631	652	
\$90,000	\$100,000	673	695	709	719	726	736	875	935	973	1000	1023	1052	556	600	627	648	664	686	
\$100,000	\$120,000	718	742	756	767	775	786	935	999	1039	1069	1092	1124	594	640	669	691	709	732	
\$120,000	\$140,000	776	802	818	829	838	849	1013	1082	1125	1157	1183	1217	642	692	724	747	766	792	
\$140,000	\$160,000	831	858	875	887	896	909	1085	1159	1206	1240	1267	1304	687	741	774	799	820	847	
\$160,000	\$180,000	881	910	927	940	950	963	1152	1230	1279	1316	1345	1384	729	785	821	847	869	897	
\$180,000	\$200,000	928	958	977	990	1001	1015	1215	1298	1349	1387	1418	1459	768	827	865	893	915	945	
\$200,000	\$225,000	977	1009	1028	1043	1054	1068	1280	1367	1422	1462	1494	1538	809	871	911	940	963	995	
\$225,000	\$250,000	1029	1063	1084	1098	1110	1126	1350	1442	1500	1542	1576	1622	852	918	959	990	1015	1048	
\$250,000	\$275,000	1079	1114	1136	1151	1163	1179	1416	1513	1573	1617	1653	1701	893	962	1005	1038	1063	1099	
\$275,000	\$300,000	1126	1163	1185	1201	1214	1231	1479	1580	1643	1689	1726	1776	932	1004	1049	1083	1110	1146	
\$300,000	or more	1403	1449	1477	1497	1512	1533	1851	1977	2055	2113	2160	2222	1163	1252	1308	1349	1383	1428	
		Hawaii						Idaho						Illinois						
		1,																		

Which Optional Local Sales Tax Table Should I Use?

IF you live in the state of...	AND you live in...	THEN use Local Table...
Alaska	Juneau, Kenai, Ketchikan, Kodiak, Sitka, Wasilla or any locality that imposes a local sales tax	C
Arizona	Chandler, Gilbert, Glendale, Mesa, Peoria, Phoenix, Scottsdale, Tempe, Tucson, Yuma or any other locality that imposes a local sales tax	B
Arkansas	Any locality that imposes a local sales tax	C
Colorado	Adams County, Arapahoe County, Aurora, Boulder County, Centennial, Colorado Springs, Denver City, El Paso County, Larimer County, Pueblo City, Pueblo County or any other locality that imposes a local sales tax	A
	Arvada, Boulder, Fort Collins, Greeley, Jefferson County, Lakewood, Longmont, Thornton or Westminster.	B
Georgia	Any locality that imposes a local sales tax	A
Illinois	Arlington Heights, Bloomington, Champaign, Chicago, Cicero, Decatur, Evanston, Elgin, Joliet, Palatine, Peoria, Schaumburg, Skokie, Springfield, Waukegan or any other locality that imposes a local sales tax	A
	Aurora	B
Louisiana	East Baton Rouge Parish	B
	Ascension Parish, Bossier Parish, Caddo Parish, Calcasieu Parish, Iberia Parish, Jefferson Parish, Lafayette Parish, Lafourche Parish, Livingston Parish, Orleans Parish, Ouachita Parish, Rapides Parish, St. Bernard Parish, St. Landry Parish, St. Tammany Parish, Tangipahoa Parish, Terrebonne Parish or any other locality that imposes a local sales tax	C
Mississippi	City of Jackson only	A
	City of Tupelo only	C
Missouri	Any locality that imposes a local sales tax	B
New York	Counties: Chautauqua, Chenango, Columbia, Delaware, Greene, Hamilton, Tioga Cities: New York, Norwich (Chenango County)	A
	Counties: Albany, Allegany, Broome, Cattaraugus, Cayuga, Chemung, Clinton, Cortland, Dutchess, Erie, Essex, Franklin, Fulton, Genesee, Herkimer, Jefferson, Lewis, Livingston, Madison, Monroe, Montgomery, Nassau, Niagara, Oneida, Onondaga, Ontario, Orange, Orleans, Oswego, Otsego, Putnam, Rensselaer, Rockland, St. Lawrence, Saratoga, Schenectady, Schoharie, Schuyler, Seneca, Steuben, Suffolk, Sullivan, Tompkins, Ulster, Warren, Washington, Wayne, Westchester, Wyoming or Yates Cities: Auburn, Glens Falls, Gloversville, Ithaca, Johnstown, Mount Vernon, New Rochelle, Olean, Oneida (Madison County), Oswego, Rome, Salamanca, Saratoga Springs, Utica, White Plains, Yonkers	B
	Any other locality that imposes a local sales tax	D*
North Carolina	Any locality that imposes a local sales tax	A
South Carolina	Aiken County, Anderson County, Greenwood County, Horry County, Lexington County, Myrtle Beach, Newberry County, Orangeburg County, Spartanburg County and York County	A
	Allendale County, Bamberg County, Barnwell County, Calhoun County, Charleston County, Cherokee County, Chester County, Chesterfield County, Colleton County, Darlington County, Dillon County, Florence County, Hampton County, Jasper County, Kershaw County, Lancaster County, Lee County, Marion County, Marlboro County, McCormick County, Saluda County, Sumter County and Williamsburg County	B
	Abbeville County, Beaufort County, Berkeley County, Clarendon County, Dorchester County, Edgefield County, Fairfield County, Laurens County, Pickens County, Richland County, Union County or any other locality that imposes a local sales tax	C
Tennessee	Any locality that imposes a local sales tax	B
Utah	Any locality that imposes a local sales tax	A
Virginia	Any locality that imposes a local sales tax	B

* Note: Local Table D is just 25% of the NY State table.

2020 Optional Local Sales Tax Tables

Income	Family Size							Family Size							Family Size							Family Size						
							Over							Over							Over							Over
	1	2	3	4	5	5	1	2	3	4	5	5	1	2	3	4	5	5	1	2	3	4	5	5				
But less than	Local Table A							Local Table B							Local Table C							Local Table D						
At least	1	2	3	4	5	5	1	2	3	4	5	5	1	2	3	4	5	5	1	2	3	4	5	5				
\$0	\$20,000	48	52	54	56	57	59	60	68	73	77	80	84	74	85	92	97	102	108	48	51	52	53	54	55			
20,000	30,000	72	77	80	83	85	87	86	97	104	110	114	120	105	120	130	137	144	152	73	76	79	80	82	84			
30,000	40,000	84	90	94	96	99	102	99	112	120	126	131	138	121	138	149	157	164	174	85	90	93	95	96	98			
40,000	50,000	94	101	105	108	111	114	110	124	133	140	146	154	134	153	165	174	182	193	96	101	104	107	109	111			
50,000	60,000	103	110	115	119	121	125	120	135	145	153	159	167	145	166	179	189	197	209	106	112	115	118	120	122			
60,000	70,000	111	119	124	128	131	135	129	145	156	164	170	179	156	177	191	202	211	223	115	121	125	127	130	132			
70,000	80,000	119	127	133	137	140	144	137	154	165	174	181	190	165	188	203	214	224	237	123	130	133	136	139	142			
80,000	90,000	126	135	140	145	148	153	144	162	174	183	191	201	174	197	213	225	235	249	131	138	142	145	147	151			
90,000	100,000	132	142	148	152	156	161	151	170	183	192	200	210	182	206	223	235	246	260	138	145	149	153	155	159			
100,000	120,000	141	151	157	162	166	171	161	180	194	203	212	223	192	218	236	249	260	275	147	155	160	163	166	170			
120,000	140,000	152	163	170	175	179	185	172	194	208	218	227	239	206	234	252	266	278	294	160	168	173	177	180	184			
140,000	160,000	163	174	182	187	191	197	183	206	221	232	241	254	218	248	267	282	295	312	171	180	185	189	193	197			
160,000	180,000	173	185	192	198	203	209	193	217	233	244	254	268	230	261	281	297	310	328	182	191	197	201	205	209			
180,000	200,000	182	194	202	208	213	220	203	228	244	256	266	280	240	273	294	311	324	343	192	202	208	212	216	221			
200,000	225,000	191	205	213	219	224	231	212	238	255	268	279	294	251	285	308	325	339	358	202	213	219	224	228	233			
225,000	250,000	201	215	224	231	236	243	223	250	268	281	292	308	263	299	322	340	355	375	213	224	231	236	240	245			
250,000	275,000	211	226	235	242	247	255	233	261	279	294	305	321	274	311	335	354	369	390	224	235	242	248	252	257			
275,000	300,000	220	235	245	252	258	266	242	271	290	305	317	333	285	323	348	367	383	405	234	246	253	259	263	269			
300,000	or more	273	292	304	313	320	329	296	331	354	372	387	407	345	391	421	445	464	490	293	308	317	324	330	337			