



U.S. Citizenship and
Immigration Services

N-600 Application For Certificate Of Citizenship

In support of N-600-010 REV

**United States Citizenship and
Immigration Services**

myUSICS Team



Application For Certificate Of Citizenship

N-600

Use this form to request a Certificate of Citizenship for yourself or your child. A Certificate of Citizenship serves as evidence that you or your child automatically acquired citizenship at birth or after birth.

If you are under 18 years of age, are the child of a U.S. citizen parent, you regularly reside outside the United States, and you did not acquire U.S. citizenship at birth under INA sections 301 or 309, your U.S. citizen parent, U.S. citizen grandparent, or U.S. citizen legal guardian may need to file Form N-600K, Application for Citizenship and Issuance of Certificate Under Section 322, instead of Form N-600. Please review the Instructions for Form N-600K to determine whether you should file that form instead of Form N-600. If you are over 18 years of age, do not file Form N-600K.

Learn more about [applying for a Certificate of Citizenship](#)

Before You Start Your Application

Eligibility

You should file this application if:

1. You are requesting a Certificate of Citizenship because you were born outside the United States to a U.S. citizen parent; or
2. You are requesting a Certificate of Citizenship because you automatically became a citizen of the United States after birth, but before you turned 18 years of age. (A parent or legal guardian can also fill Form N-600 on behalf of a minor child.)

To file this application, you must be the child of a U.S. citizen parent. USCIS recognizes the following parent-child relationships for citizenship purposes:

- The biological child of a U.S. citizen parent. (Your U.S. citizen parent must also be your legal parent. If the U.S. citizen parent is your biological father, you will generally have to establish that you were born in wedlock or legitimated. In some cases, you may be able to provide a court order establishing paternity or evidence that your father acknowledged paternity in writing under oath instead of legitimation.)
- The adopted child of a U.S. citizen parent.
- The child of a non-genetic gestational U.S. citizen parent (person who carried and gave birth to the child) who is also your legal parent.
- The child of a U.S. citizen parent who was married to your genetic or gestational parent at the time of your birth (even if no genetic or gestational relationship exists with the U.S. citizen parent) and both of your parents are also your legal parents.

If you are claiming U.S. citizenship after birth, but before you reached 18 years of age, the law that applies to you is the law in effect when the last qualifying condition was met. Generally, the conditions are listed below.

[line break]

These conditions must be met before you turn 18 years of age:

1. Your parent must be a U.S. citizen
2. You must be the biological or adopted child of that U.S. citizen parent
3. You must be lawfully admitted to the United States for lawful permanent residence; and
4. You must be living in the United States in the legal and physical custody of your U.S. citizen parent.

If you are the child of: (1) a U.S. government employee; (2) a spouse of a U.S. government employee; (3) a member of the Armed Forces of the United States; or (4) a spouse of a member of the Armed Forces of the United States, and your parent is stationed outside of the United States, you may be exempt from the requirement to be living in the United States if you meet the conditions described in Section 320(c) of the Immigration and Nationality Act.

Eligibility of adopted children

An adopted child may also acquire U.S. citizenship through their adoptive U.S. citizen parent depending on the law being applied. Currently, an adopted child can acquire U.S. citizenship through their U.S. citizen parent. Please note that stepchildren cannot acquire U.S. citizenship unless adopted.

Law in Effect at the Time of Your Birth or While Under Age 18

To determine if you were born a U.S. citizen, USCIS must look at the law that was in effect at the time of your birth.

To determine if you acquired citizenship after birth, USCIS generally must look at the law in effect before you turned 18 years of age. The law currently in effect, the Child Citizenship Act (CCA), applies only to those children born on or after February 27, 2001, or those who were under 18 years of age as of that date.

N-600: Application Overview – Page 1 con't

Fee

Fee: \$1170

If you are a member or veteran of any branch of the U.S. Armed forces filing on your own behalf, you must file the paper N-600. (USCIS cannot process no-fee N-600s online at this time.) If you are a member or veteran filing for your child, you are required to pay the fee and can file online.

Refund policy:

USCIS does not refund fees, regardless of any action we take on your application, petition or request, or how long USCIS takes to reach a decision. By continuing this transaction, you acknowledge that you must submit fees in the exact amount and that you are paying the fees for a government service.

Please refer to the instructions for the form(s) you are filing for additional information or you may call the USCIS Contact Center at 800-375-5283. For TTY (deaf or hard of hearing) 800-767-1833.

Learn more about [filing a fee waiver](#)

Documents you may need

The following is a list of documents everyone filing this form must provide:

- Birth certificate
- U.S. citizen parent's proof of citizenship

We will automatically determine which additional documents you need to provide as you fill out your application. The other documents you need will depend on the information you provide in the application, such as your personal history, family, and circumstances.

After You Submit Your Application

Track your case online

After you submit your form, you can track its status through your USCIS account. Sign in to your account often to check your case status and read any important messages from USCIS.

Biometric Services Appointment

USCIS may require that you (the applicant/child) appear for an interview or provide biometrics (fingerprints, photograph, and/or signature) at any time to verify your identity, obtain additional information, and conduct background and security checks, including a check of criminal history records maintained by the Federal Bureau of Investigation (FBI), before making a decision on your application or petition. After USCIS receives your application and ensures it is complete, we will inform you if you need to attend a biometric services appointment. If an appointment is necessary, the notice will provide you the location of your local or designated USCIS Application Support Center (ASC) and the date and time of your appointment, or, if you are currently outside the United States, instruct you to contact a U.S. Embassy, U.S. Consulate, or USCIS office outside the United States to set up an appointment.

Respond to requests for information

If we need more information from you, we will send you a Request for Evidence (RFE) or Request for Information (RFI). You can respond to our request and upload your documents through your USCIS account.

Attend your interview

Not all applicants for a Certificate of Citizenship are required to appear for an in-person interview. We will determine, based on the evidence submitted in support of your application, whether you are required to appear in person for an interview.

Take the Oath of Allegiance

If we approve your application, and you are over 14 years of age, you will be scheduled to appear at a USCIS office to take the Oath of Allegiance. If you are under 14 years of age, you may not be required to take the Oath of Allegiance.

Next

Completing Your Form Online



Filing online

Submitting your application online is the same as mailing in a completed paper form. They both gather the same information and cost the same.



Completely fill out this application

Once USCIS accepts your application, we will check it for completeness. If you do not completely fill out this application, you will not establish a basis for your eligibility and USCIS may reject or deny your application.



We will automatically save your responses

We will automatically save your information when you select next to go to a new page or navigate to another section of the form. Your responses will be saved for 30 days. You can sign in to your account at anytime to continue where you left off.

DHS Privacy Notice

AUTHORITIES: The information requested on this application, and the associated evidence, is collected under the Immigration and Nationality Act, sections 301, 309, 320, and 341.

PURPOSE: The primary purpose for providing the requested information on this application is to determine if you have established eligibility for a Certificate of Citizenship. DHS will use the information you provide to grant or deny the immigration benefit you are seeking.

DISCLOSURE: The information you provide is voluntary. However, failure to provide the requested information, including your Social Security number (if applicable), and any requested evidence, may delay a final decision or result in denial of your application.

ROUTINE USES: DHS may share the information you provide on this application and any additional requested evidence with other Federal, state, local, and foreign government agencies and authorized organizations. DHS follows approved routine uses, as described in the associated published system of records notices (DHS/USCIS/ICE/CPB-001 Alien File, Index, and National File Tracking, DHS-USCIS-007 Benefits Information System, and DHS/USCIS-018 Immigration Biometric and Background Check) and the published privacy impact assessments (DHS/USCIS/PIA-015 Computer Linked Application Information Management System-4, DHS/USCIS/PIA-056 USCIS Electronic Immigration System, and DHS/USCIS/PIA-071 myUSCIS Account Experience), which you can find at www.dhs.gov/privacy. DHS may also share the information, as appropriate, for law enforcement purposes or in the interest of national security.

Paperwork Reduction Act

An agency may not conduct or sponsor an information collection, and a person is not required to respond to a collection of information, unless it displays a currently valid Office of Management and Budget (OMB) control number. The public reporting burden for this collection of information is estimated to average 45 minutes per response, including the time for reviewing instructions, gathering the required documentation and information, completing the application, preparing statements, attaching necessary documentation, and submitting the application. The collection of biometrics is estimated to require 1 hour and 30 minutes. Send comments regarding this burden estimate or any other aspect of this collection of information, including suggestions for reducing this burden, to:

U.S. Citizenship and Immigration Services
Office of Policy and Strategy, Regulatory Coordination Division
5900 Capital Gateway Drive, Mail Stop #2140
Camp Springs, MD 20588-0009

Do not mail your completed Form N-600 to this address.

OMB No. 1615-0057
Expires: 11/31/2021

Security Reminder
If you do not work on your form for more than 30 days, we will delete your data in order to prevent storing personal information indefinitely.

Back

Start application

N-600: Getting Started: Basis for eligibility

Official website of the Department of Homeland Security [Here's how you know](#)



U.S. Citizenship
and Immigration
Services

My Account 1 Resources Sign Out

applicant > vcrtna22@test.com > eb-03463-1976-4e7b-a125-1f6d87879d5

Application for Certificate of
Citizenship (N-600)

Getting Started

Basis for eligibility

Preparer and interpreter
information

About You

Your Family

Your Request

Evidence

Additional Explanation

Review and Submit

I am a:

- Child of a U.S. citizen filing for a Certificate of Citizenship for myself.
- U.S. citizen parent or legal guardian filing for a Certificate of Citizenship on behalf of a child.

What is your relationship to your U.S. citizen parent?

Provide information about yourself if you are an applicant applying for the Certificate of Citizenship. Provide information about your child if you are a U.S. citizen parent or legal guardian applying for a Certificate of Citizenship for your minor child.

- The biological child of a U.S. citizen parent. (If the U.S. citizen parent is your biological father, you will generally have to establish that you were born in wedlock or legitimated.)
- The adopted child of a U.S. citizen parent.
- The child of a non-genetic gestational U.S. citizen parent (person who carried and gave birth to the child) who is also your legal parent.
- The child of a U.S. citizen parent who was married to your genetic or gestational parent at the time of your birth (even if no genetic or gestational relationship exists with the U.S. citizen parent) and both of your parents are also your legal parents.
- Other

Provide an explanation.

Have you previously applied for a Certificate of
Citizenship?

If you previously applied for a Certificate of Citizenship (or you are a U.S. citizen parent who previously applied for a Certificate of Citizenship for or for your minor child), explain in the space provided what happened with that application and whether the Certificate of Citizenship was or was not issued.

- Yes
- No

Have you previously applied for a U.S.
Passport?

If you previously applied for a U.S. Passport (or you are a U.S. citizen parent who previously applied for a U.S. Passport for your minor child), explain in the space provided what happened with that application and whether the U.S. Passport was or was not issued.

- Yes
- No

Provide an explanation.

Are you a member or veteran of any branch of
the U.S. Armed Forces?

- Yes
- No

Back

Next

N-600: Getting Started: Preparer and interpreter information

Official website of the Department of Homeland Security [Here's how you login](#)



U.S. Citizenship
and Immigration
Services

My Account

Resources

Sign Out

applicant > krapptest@gmail.com > StartID-6260-42e966fe-64ff65d0296c

Application for Certificate of Citizenship (N-600)

Getting Started

Basis for eligibility

Preparer and interpreter
information

About You

Your Family

Your Request

Evidence

Additional Explanation

Review and Submit

Is someone assisting you with completing this application?

- Yes
 No

Answer yes to both questions if the same individual acted as both your preparer and your interpreter.

Is a preparer assisting you with completing this application?

A preparer is anyone who completes or helps you complete all or part of your application using information and answers that you provide.

- Yes
 No

Is an interpreter assisting you with completing this application?

An interpreter is anyone who reads the instructions and questions on this application to you in a language in which you are fluent.

- Yes
 No

Back

Next

N-600: About You: Your name



Application for Certificate of Citizenship (N-600)

Getting Started ▼

About You ▲

- Your name
- Your contact information
- Additional information
- Your immigration information
- Describe yourself

Your Family ▼

Your Request ▼

Evidence ▼

Additional Explanation ▼

Review and Submit ▼

Provide information about yourself if you are the applicant for the Certificate of Citizenship. Provide information about your child if you are a U.S. citizen parent or legal guardian applying for a Certificate of Citizenship for your minor child.

What is your current legal name?

Your current legal name is the name on your birth certificate, unless it changed after birth by a legal action such as marriage, adoption, or court order. Do not provide any nicknames here.

Given name (first name)	Middle name
<input type="text"/>	<input type="text"/>

Family name (last name)

What is your name exactly as it appears on your Permanent Resident Card?

Provide your name exactly as it appears on your Permanent Resident Card, even if it is misspelled. Type "N/A" if you do not have a permanent resident card.

The name on my Permanent Resident Card matches my current legal name.

Given name (first name)	Middle name
<input type="text"/>	<input type="text"/>

Family name (last name)

Have you used any other names since birth?

Other names used may include nicknames, aliases, and maiden names.

- Yes
- No

Back

Next

N-600: About You: Your contact information

Official website of the Department of Homeland Security | 2025/05/05/10:00 AM

U.S. Citizenship and Immigration Services

My Account Resources Sign Out

Application for Certificate of Citizenship (N-600)

Getting Started

About You

- Your name
- Your contact information**
- Additional information
- Your immigration information
- See for yourself

Your Family

Your Request

Evidence

Additional Explanation

Review and Submit

What is your current mailing address?

We will use your current mailing address to contact you throughout the application process. We may not be able to contact you if you do not provide a complete and valid address.

In care of name (if any)

Country

Address line 1

Street number and name

Address line 2

Apartment, suite, unit, or floor

City or town **State** **ZIP code**

Where do you live now?

I live at my current mailing address.

Country

Address line 1

Street number and name

Address line 2

Apartment, suite, unit, or floor

City or town **State** **ZIP code**

How can we contact you?

Daytime telephone number

+ 0001

Country code Phone number

Mobile telephone number

I do not have a mobile telephone number.

+ 0001

Country code Phone number

Email address


I do not have an email address.

Back Next

N-600: About You: Additional information

Official website of the Department of Homeland Security | USCIS Home

U.S. Citizenship and Immigration Services

My Account  Resources Sign Out

uscis.gov | www.uscis.gov | 800-375-5282 | 2025-08-15 10:10 AM

Application for Certificate of Citizenship (N-600)

Getting Started

About You

- Your name
- Your contact information
- Additional information**
- Your immigration information
- Describe yourself

Your Family

Your Request

Evidence

Additional Explanation

Review and Submit

What is your date of birth?

MM/DD/YYYY

What is your country of birth?

Were you adopted?

Yes

No

What is your U.S. Social Security number?

I do not have a U.S. Social Security number.

What is your USCIS Online Account Number?

You will only have an OAN if you previously filed a form that has a receipt number that begins with I-90. If you filed the form online, you can find your OAN in your account profile. If you mailed the form, you can find your OAN at the top of the Account Access Notice we sent you.

If you do not have receipt number that begins with I-90, you do not have an OAN. (The OAN is not the same as an A-Number.)

I do not have or know my USCIS Online Account Number.

Back Next

N-600: About You: Your immigration information

Official website of the Department of Homeland Security [Here's how you know](#)



My Account 1 Resources Sign Out

applicant > verma25@rest.com > efc09403-1576-4e7b-a125-1f66b7879d5

Application for Certificate of Citizenship (N-600)

Getting Started

About You

Your name

Your contact information

Additional information

Your immigration information

Describe yourself

Your Family

Your Request

Evidence

Additional Explanation

Review and Submit

What is your A-Number?

Your A-Number is located on your Permanent Resident Card (formerly known as the Alien Registration Card or referred to as the Green Card), and consists of a 7, 8, or 9-digit number.

The A-Number may be located on the front or back of the card, depending on when the card was issued.

Where to find your A-Number



I do not have or know my A-Number.

A-

What is your prior country of citizenship or nationality?

Provide the name of the country of **your** citizenship or nationality before you became a citizen.

If the country no longer exists or you are stateless, enter the name of the foreign country where you were last a citizen or national.

If you are a citizen or national of more than one country, provide the name of the foreign country that issued your latest passport.

Where did you enter the United States?

City or town

State

N-600: About You: Your immigration information con't

What date did you enter?

What name did you use when you entered?

Provide the exact name you used when you entered.

Given name (first name)

Middle name

Family name (last name)

What travel document did you use to be admitted to the United States?

- Passport
- Travel document

If passport selected: What was your passport number?

If travel document selected: What was your passport number?

What country issued your passport or travel document?

What date was your passport or travel document issued?

Back

Next

N-600: About You: Describe yourself

Official website of the Department of Homeland Security [Here's how you know.](#)



U.S. Citizenship
and Immigration
Services

My Account 1

Resources

Sign Out

applicant > vertnav21@test.com > e8c0b463-1976-4e7b-a125-1f8e6b7879d5

Application for Certificate of Citizenship (N-600)

Getting Started

About You

Your name

Your contact information

Additional information

Your immigration information

Describe yourself

Your Family

Your Request

Evidence

Additional Explanation

Review and Submit

What is your gender?

Female

Male

What is your height?

Feet	Inches
<input type="text"/>	<input type="text"/>

What is your current marital status?

Single, never married

Married

Divorced

Widowed

Marriage annulled

Separated

Other

Back

Next

N-600: About You: Your adoption (if adopted)

U.S. Citizenship and Immigration Services



U.S. Citizenship
and Immigration
Services

My Account Resources Sign Out

applicant | 0-00-0000@gmail.com | 81e1f441a5-41a-000e-94c5d5d529a

Application for Certificate of Citizenship (N-600)

Getting Started

About You

Your name

Your contact information

Additional information

Your immigration information

Describe yourself

Your adoption

Your readoption

Your Family

Your Request

Evidence

Additional Explanation

Review and Submit

Where were you adopted?

City or town

State

Country

What date was your adoption?

MM/DD/YYYY

What date did legal custody begin?

Provide the date when your U.S. citizen parent began to have legal custody of you.

MM/DD/YYYY

What date did physical custody begin?

Provide the date when your U.S. citizen parent began to have physical custody of you.

MM/DD/YYYY

Was your adoption considered a full, final, and complete adoption?

- Yes
 No

For additional information on full, final and complete adoptions, see www.uscis.gov/adoption.

Did your state of residence recognize your foreign adoption decree as full and final under that state's adoption laws?

Indicate if you obtained recognition of a foreign adoption in the U.S. For additional information on full, final and complete adoptions, see www.uscis.gov/adoption.

- Yes
 No

Back

Next

N-600: About You: Your re-adoption (if adopted)



applicant > tv-app-test1@gmail.com > 68eef144-61b5-42ed-bb5e-34d5c3c8359c

Application for Certificate of Citizenship (N-600)

Getting Started

About You

- Your name
- Your contact information
- Additional information
- Your immigration information
- Describe yourself
- Your adoption
- Your re-adoption

Your Family

Your Request

Evidence

Additional Explanation

Review and Submit

Where were you re-adopted?

City or town State Country

What date was your adoption?

MM/DD/YYYY

What date did legal custody begin?

Provide the date when your U.S. citizen parent began to have legal custody of you.

MM/DD/YYYY

What date did physical custody begin?

Provide the date when your U.S. citizen parent began to have physical custody of you.

MM/DD/YYYY


Back

Next



N-600: Your Family – Parents (If not-adopted child options selected in Getting Started)

Official website of the Department of Homeland Security [Here's how you know.](#)

 U.S. Citizenship and Immigration Services

My Account 1 Resources Sign Out

applicant > [vernuw21@test.com](#) > [edc0b463-1976-4a7b-a125-1f8e6b7879d5](#)

Application for Certificate of Citizenship (N-600)

- Getting Started
- About You
- Your Family**
 - Parents
 - [U.S. Citizen parent information](#)
 - [Other parent information](#)
- Your Request
- Evidence
- Additional Explanation
- Review and Submit

Were your parents married to each other when you were born ?

Yes

No

Did your parents marry after you were born?

Yes

No


Do you regularly reside **in the legal** and physical custody of your U.S. citizen parent(s), or, if over 18 years of age, did you regularly reside in the legal and physical custody of your U.S. citizen parent(s) before turning 18 years of age?

Yes

No

N-600: Your Family – Parents (If Adopted child options selected in Getting Started)

Official website of the Department of Homeland Security [Here's how you login.](#)

 U.S. Citizenship and Immigration Services

My Account 1 Resources Sign Out

applicant > wirtnev21@test.com > e8c0b463-3976-4e7b-a125-1f84b7879d5

Application for Certificate of Citizenship (N-600)

- Getting Started
- About You
- Your Family**
 - Parents
 - [U.S. Citizen parent information](#)
 - [Other parent information](#)
- Your Request
- Evidence
- Additional Explanation
- Review and Submit


Do you regularly reside **in the legal** and physical custody of your U.S. citizen parent(s), or, if over **18 years of age**, did you regularly reside in the legal and physical custody of your U.S. citizen parent(s) before turning 18 years of age?

Yes

No

N-600: Your Family – U.S. citizen Parent Information (Page 1)

Official website of the Department of Homeland Security [Here's how you know](#)

 U.S. Citizenship and Immigration Services

My Account **1** Resources Sign Out

applicant > ventuav23@nec.com > es016463-1376-4e7b-a125-178e097979d5

Application for Certificate of Citizenship (N-600)

- Getting Started
- About You
- Your Family**
 - Parents
 - U.S. Citizen parent information**
 - Other parent information
- Your Request
- Evidence
- Additional Explanation
- Review and Submit

Provide information about your U.S. citizen parent. Provide information about yourself if you are a U.S. citizen parent applying for a Certificate of Citizenship on behalf of your minor child.

This parent is my:

Mother

Father

What is your U.S. citizen parent's current legal name?

Your parent's legal name is the name on their birth certificate, unless it changed after birth by legal action such as marriage or court order. Do not provide a nickname here.

Given name (first name) Middle name

Family name (last name)

What is your U.S. citizen parent's current physical address?

Type "Deceased" and the date of death in Address line 1 if your father has passed away.

Country


Address line 1

Street number and name

Address line 2

Apartment, suite, unit, or floor

City or town State ZIP code



What is your U.S. citizen parent's date of birth?

What is your U.S. citizen parent's country of birth?

Provide the name of the country at the time of your parent's birth, even if the name has changed.

Back

Next



Official website of the Department of Homeland Security [Here's how you know](#)

U.S. Citizenship and Immigration Services

My Account 1 Resources Sign Out

applicant > vernav21@ust.com > e8c08483-1976-4e7b-a125-179e07879d5

Application for Certificate of Citizenship (N-600)

- Getting Started
- About You
- Your Family**
 - Parents
 - U.S. Citizen parent information**
 - Other parent information
- Your Request
- Evidence
- Additional Explanation
- Review and Submit

Has your **parent** ever lost U.S. citizenship or taken any action that would cause loss of U.S. citizenship?

Yes

No

How did your **parent** obtain U.S. citizenship?

Birth in the United States

Acquisition after birth through naturalization of **parent(s)**

Birth abroad to U.S. citizen parents

Naturalization

What is your **parent's** Certificate of Citizenship number (if any)?

What is your **parent's** A-Number?

They do not have or know their A-Number.

A-

If Acquisition After Birth or Birth Abroad to US Citizen are selected

N-600: Your Family – U.S. citizen Parent Information (Page 2)

Official website of the Department of Homeland Security [View this site in Spanish](#)

U.S. Citizenship and Immigration Services

My Account 1 Resources Sign Out

applicant | [myci2@uscis.com](#) | 480-402-2376-4175-4122-236878785

Application for Certificate of Citizenship (N-600)

- Getting Started
- About You
- Your Family
 - Parents
 - U.S. citizen parent information
 - Other parent information**
- Your Request
- Evidence
- Additional Explanation
- Review and Submit

Has your **parent** ever lost U.S. citizenship or taken any action that would cause loss of U.S. citizenship?

Yes

No

How did your **parent** obtain U.S. citizenship?

Birth in the United States

Acquisition after birth through naturalization of **parent(s)**

Birth abroad to U.S. citizen parents

Naturalization

Where was your **parent** naturalized?

Name of court or USCIS office location

City or town

State

What is your **parent's** Certificate of Naturalization number?

What date was your **parent** naturalized?

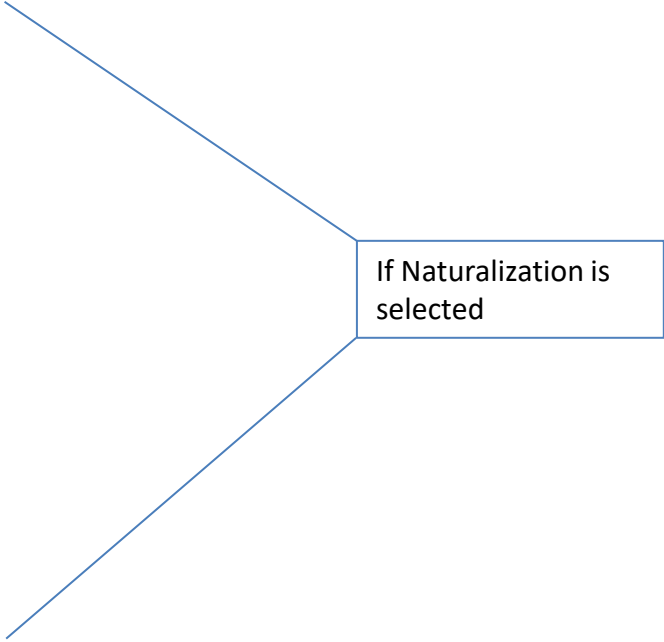
MM/DD/YYYY

What is your **parent's** A-Number?

They do **not know** their A-Number

A-

Back Next



N-600: Your Family – U.S. citizen Parent Information (Page 3)

Official website of the Department of Homeland Security [Here's how you know](#)

U.S. Citizenship and Immigration Services

My Account **1** Resources Sign Out

applicant | [verma11@uscis.com](#) | [4508403 1276 479 422 2368 11740](#)

Application for Certificate of Citizenship (N-600)

- Getting Started
- About You
- Your Family
 - Parents
 - U.S. Citizen parent information**
 - [Other parent information](#)
- Your Request
- Evidence
- Additional Explanation
- Review and Submit

How many times has your U.S. citizen **parent** been married?
Include annulled marriages and marriages to the same person.

What is your U.S. citizen **parent's** current marital status?

Single, never married

Married

Divorced

Widowed

Marriage annulled

Separated

Other

Is your U.S. citizen **parent's** current spouse also your other **parent**?

Yes

No

What date did your U.S. citizen **parent** marry **their** current spouse?

Where were your U.S. citizen **parent** and **their** current spouse married?

Country

City or town

If "No" to USC parent's current spouse is also other parent

N-600: Your Family –U.S. citizen **parent's spouse**(Page 4)

Official website of the Department of Homeland Security [Start a new case](#)

U.S. Citizenship and Immigration Services

My Account Resources Sign Out

applicant | [Home](#) | [Help](#) | [Feedback](#) | [Privacy](#) | [Terms](#)

Application for Certificate of Citizenship (N-600)

- Getting Started
- About You
- Your Family**
 - Parents
 - U.S. Citizen parent information**
 - Other parent information
- Your Request
- Evidence
- Additional Explanation
- Review and Submit

What is the name of your U.S. citizen **parent's** current spouse?

Your **parent's** spouse's legal name is the name on their birth certificate, unless it changed after birth by legal action such as marriage or court order. Do not provide a nickname here.

Given name (first name) Middle name

Family name (last name)

What is your **parent's** spouse's date of birth?

What is your **parent's** spouse's country of birth?

What is your **parent's** spouse's country of citizenship or nationality?

What is your **parent's** spouse's immigration status?

U.S. citizen
 Lawful permanent resident
 Other

Where does your **parent's** spouse live now?

Country

Address line 1

Street number and name

Address line 2

Apartment, suite, unit, or floor

City or town State ZIP code

If "No" to USC parent's current spouse is also other parent

N-600: Your Family – Other parent information

Official website of the Department of Homeland Security [Help](#) [How you login](#)

U.S. Citizenship and Immigration Services

My Account **1** Resources Sign Out

Application for Certificate of Citizenship (N-600)

Getting Started
About You
Your Family
Parents
U.S. Citizenship Information
Other parent information
Your Request
Evidence
Additional Explanation
Review and Submit

Provide information about your other parent.

This parent is my:

Mother

Father

What is your **other parent's** legal name?

Your **parent's** legal name is the name on **their** birth certificate, unless it changed after birth by legal action such as marriage or court order. Do not provide a nickname here.

Given name (first name) Middle name

Family name (last name)

What is your **other parent's** current physical address?

Type "Deceased" and the date of death in Address line 1 if your father has passed away.

Country

Address line 1

Street number and name

Address line 2

Apartment, suite, unit, or floor

City or town State ZIP code

What is your **other parent's** date of birth?


MM/DD/YYYY

What is your **other parent's** country of birth?

Provide the name of the country at the time of your **parent's** birth, even if the name has changed.

Back Next

Official website of the Department of Homeland Security [Here's how you login](#)

 U.S. Citizenship and Immigration Services

My Account **1** Resources Sign Out

applicant > verine21@test.com > efc38463-1376-4a7b-e025-39e07979d5

Application for Certificate of Citizenship (N-600)

- Getting Started
- About You
- Your Family
 - Parents
 - U.S. citizen parent information**
 - Other parent information
- Your Request
- Evidence
- Additional Explanation
- Review and Submit

Is your other parent a U.S. citizen?

Yes

No

What is your **other parent's** country of citizenship or nationality?

Has your **other parent ever lost U.S. citizenship or** taken any action that would cause loss of U.S. citizenship?

Yes

No

Provide an explanation.

Back Next


If no to USC


The screenshot shows the 'Other parent information' section of the N-600 application. The page title is 'Application for Certificate of Citizenship (N-600)'. The left sidebar contains navigation links: 'Getting Started', 'About You', 'Your Family' (with sub-links for 'Parents', 'U.S. Citizen parent information', and 'Other parent information'), 'Your Request', 'Evidence', 'Additional Explanation', and 'Review and Submit'. The main content area has the following questions and options:

- Is your other parent a U.S. citizen?**
 - Yes
 - No
- Has your other parent ever lost U.S. citizenship or taken any action that would cause loss of U.S. citizenship?**
 - Yes
 - No
- My other parent is a U.S. citizen by:**
 - Birth in the United States
 - Acquisition after birth through naturalization of parent(s)
 - Birth abroad to U.S. citizen parents
 - Naturalization
- What is your parent's Certificate of Citizenship number (if any)?**
- What is your parent's A-Number?**
 - They do not have or know their A-Number.
 -

At the bottom are 'Back' and 'Next' buttons. A callout box on the right side of the form, connected by lines to the 'Acquisition after birth through naturalization of parent(s)' and 'Birth abroad to U.S. citizen parents' options, contains the text: 'If Acquisition After Birth or Birth Abroad to US Citizen are selected'.

Official website of the Department of Homeland Security [Here's how you know](#)

 U.S. Citizenship and Immigration Services

My Account  Resources Sign Out

applicant > vertnav21@test.com > e8c08463-1976-4e7b-a125-118e6b7879d5

Application for Certificate of Citizenship (N-600)

- Getting Started
- About You
- Your Family
 - Parents
 - U.S. Citizen parent information
 - Other parent information**
- Your Request
- Evidence
- Additional Explanation
- Review and Submit

Is your other parent a U.S. citizen?

Yes

No

Has your **other parent** ever lost U.S. citizenship or taken any action that would cause loss of U.S. citizenship?

Yes

No

My other parent is a U.S. citizen by:

Birth in the United States

Acquisition after birth through naturalization of **parent(s)**

Birth abroad to U.S. citizen parents

Naturalization

Where was your **other parent** naturalized?

Name of court or USCIS office location

City or town

State

What is your **other parent's** Certificate of Naturalization number?

What date was your **other parent** naturalized?

What is your **other parent's** A-Number?

They do not know their A-Number

Back

Next

N-600: Your Family – Other parent information (Page 3)

Official website of the Department of Homeland Security [Here's how you know](#)

U.S. Citizenship and Immigration Services

My Account 1 Resources Sign Out

applicant > vertnav21@fesi.com > e9c0b463-1970-4e7b-a125-176e6b7879d5

Application for Certificate of Citizenship (N-600)

- Getting Started
- About You
- Your Family**
 - Parents
 - [U.S. Citizen parent information](#)
 - [Other parent information](#)
- Your Request
- Evidence
- Additional Explanation
- Review and Submit

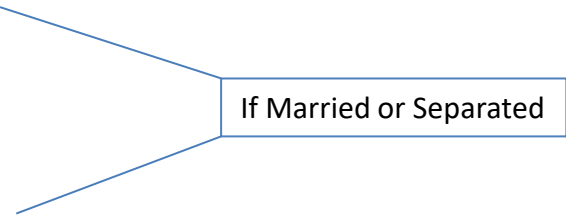
How many times has your **other parent** been married?
Include annulled marriages and marriages to the same person.

What is your **other parent's** current marital status?

- Single, never married
- Married
- Divorced
- Widowed
- Marriage annulled
- Separated
- Other

Is your **other parent's** current spouse also your **other parent**?

- Yes
- No





applicant > vertnav21@test.com > e8c08463-1976-4e7b-e125-1f8e6b7879d5

Application for Certificate of Citizenship (N-600)

- Getting Started
- About You
- Your Family**
 - Parents
 - [U.S. Citizen parent information](#)
 - [Other parent information](#)
- Your Request
- Evidence
- Additional Explanation
- Review and Submit

What is the name of your **other parent's** current spouse?

Your **other parent's** spouse's legal name is the name on their birth certificate, unless it changed after birth by legal action such as marriage or court order. Do not provide a nickname here.

Given name (first name)	Middle name
<input type="text"/>	<input type="text"/>

Family name (last name)

What date did your **other parent** marry **their** current spouse?

Where were your **other parent** and **their** current spouse married?

Country

City or town

What is your **other parent's** spouse's date of birth?

What is your **other parent's** spouse's country of birth?

What is your **other parent's** spouse's country of citizenship or nationality?

What is your **other parent's** spouse's immigration status?

- U.S. citizen
- Lawful permanent resident
- Other

Where does your **other parent's** spouse live now?

Country

Address line 1

Street number and name

Address line 2

Apartment, suite, unit, or floor



City or town	State	ZIP code
<input type="text"/>	<input type="text"/>	<input type="text"/>

Back

Next

N-600: Your Family – [If Born Abroad AND Not Adopted] Parent's military service

Official website of the Department of Homeland Security [Here's how you know](#)

 My Account  Resources | Sign Out

applicant > [vertrav21@gmail.com](#) > [e1c0b4d3-2376-4a7b-a125-2f6b07879d5](#)

Application for Certificate of Citizenship (N-600)

- Getting Started
- About You
- Your Family
 - Parents
 - U.S. Citizen parent information**
 - [Other parent information](#)
- Your Request
- Evidence
- Additional Explanation
- Review and Submit

Has your U.S. citizen parent served in the U.S. Armed Forces?

Yes
 No

Enter the name of the parent who served in the U.S. armed forces.

if both of your parents are U.S. citizens and both have served in the U.S. Armed Forces, provide information about the other parent's service under "Additional Explanation."

What was or is your U.S. citizen parent's type of military service?

Honorable
 Other than honorable
 Dishonorable
 Other

What dates did your U.S. citizen parent serve in the U.S. Armed Forces?


Dates of Service

From

To

N-600: Your Family – [If Born Abroad AND Not Adopted] Parent’s physical presence

Official website of the Department of Homeland Security [Here's how you know.](#)

 U.S. Citizenship and Immigration Services

My Account 1 Resources Sign Out

applicant > vertnav21@test.com > e5c0b463-1976-4e7b-a125-1f9e6b7879d5

Application for Certificate of Citizenship (N-600)

- Getting Started
- About You
- Your Family**
 - Parents
 - [U.S. Citizen parent information](#)
 - [Other parent information](#)
- Your Request
- Evidence
- Additional Explanation
- Review and Submit

What dates did your U.S. citizen parent live in the United States?

Provide all the dates when your U.S. citizen parent was physically present in the United States. Include all dates from the U.S. citizen parent's birth until the child's birth.

Members of the U.S. Armed Forces, U.S. government employees, or employees of qualified international organizations, as well as their dependent unmarried sons and daughters, may be considered to be physically present in the United States during periods when they were stationed outside the United States.

Enter the name of the U.S. citizen parent about whom you are providing information

Period of physical presence in the United States

From

To

Official website of the Department of Homeland Security [Here's how you know](#)

U.S. Citizenship and Immigration Services

My Account Resources Sign Out

applicant | www.dhs.gov | 4838463-2316-4679-6125-276b379765

Application for Certificate of Citizenship (N-600)

- Getting Started
- About You
- Your Family**
 - Parents
 - [U.S. citizen parent information](#)
 - [Other parent information](#)
- Your Request
- Evidence
- Additional Explanation
- Review and Submit

Complete this section only if you are the legal guardian, but not the parent, filing this application on behalf of the child. Enter information about yourself.

What is your current legal name?

Your legal name is the name on your birth certificate, unless it changed after birth by legal action such as marriage or court order. Do not provide a nickname here.

Given name (first name)

Middle name

Family name (last name)

What is your current physical address?

Country

Address line 1

Street number and name

Address line 2

Apartment, suite, unit, or floor

City or town **State** **ZIP code**

What is your date of birth?

N-600: Your Request – Current status

Official website of the Department of Homeland Security [Here's how you login.](#)

U.S. Citizenship and Immigration Services

My Account 1 Resources Sign Out

applicant | [vcmuvt1@uscis.gov](#) | [xk0b403-1936-4c7b-a325-2f6eb26796d5](#)

Application for Certificate of Citizenship (N-600)

- Getting Started
- About You
- Your Family
- Your Request**
 - Current status
 - Absence from U.S.
- Evidence
- Additional Explanation
- Review and Submit

Have you ever been a lawful permanent resident (LPR)?

Yes
 No

On what date did you obtain lawful permanent resident status through adjustment of status in the U.S. or admission as a lawful permanent resident?

Which USCIS office granted your lawful permanent resident status or at what location were you admitted as a lawful permanent resident?

Have you ever abandoned or lost your LPR status?

Yes
 No

If LPR is selected

N-600: Your Request – (IF NOT ADOPTED & BIRTHDATE BEFORE 10/10/1952) Absence from U.S.

Official website of the Department of Homeland Security [Here's how you know](#)

U.S. Citizenship and Immigration Services

My Account **1** Resources Sign Out

applicant | wntnsv22@net.com | efc2b403-2376-417b-4525-256e0b7879d5

Application for Certificate of Citizenship (N-600)

Application for Certificate of Citizenship (N-600)

- Getting Started
- About You
- Your Family
- Your Request**
 - Current status
 - Absence from U.S.**
- Evidence
- Additional Explanation
- Review and Submit

Have you been absent from the United States since you first arrived?

Yes

No

When were you absent from the United States?

Provide the dates for every trip abroad that you have taken since you first arrived in the United States.

[Add entry](#)

Travel outside the United States

Date you left: Date you returned:


Place of entry upon return to the United States

City or town: State:

If Yes to absent from the U.S.

N-600: Evidence – Evidence to support your application

Official website of the Department of Homeland Security [Here's how you know](#)

 U.S. Citizenship and Immigration Services

My Account 1 Resources Sign Out

applicant > vertnuv25@test.com > e8c18443-1976-4e7b-a125-1f6e6b7879d5

Application for Certificate of Citizenship (N-600)

- Getting Started
- About You
- Your Family
- Your Request
- Evidence**
 - Evidence to support your application
 - Secondary evidence
- Additional Explanation
- Review and Submit

As part of applying for a Certificate of Citizenship, you will need to provide evidence to support your application. These documents help us evaluate your application and verify your answers.

You are required to provide several documents as part of submitting your application. You may also need to provide additional evidence, depending on how you answered some questions.


Do not send original documents to USCIS in the mail. Provide legible copies of your documents unless USCIS later requests original documents.

2"x2" photo of you

If you reside outside the United States, upload a recent color photograph of yourself that measures 2 inches by 2 inches, with your face measuring 1 inch to 1 3/8 inch from your chin to the top of your head. Your eyes should be between 1 1/8 inch and 1 3/8 inch from the bottom of the photo.

Make sure your whole face is visible, you are facing the camera directly, and the background is white or off-white. **Your head must be bare, unless contrary to your religious beliefs.**

If you need help understanding the photo requirements or want to resize, rotate, or crop your photo, you can use the Department of State's [photo composition tools](#).



Drag files here or [choose a file](#)
Maximum size: 6MB per file
Accepted formats: JPG, JPEG, PDF, TIF, or TIFF
No encrypted or password-protected files

Attaching your files

Use a scanner or take pictures of each document. Make sure each image you attach is clear and that all text is readable.


Translations

If your documents are in a foreign language, upload an English translation along with the original.

N-600: Evidence – Evidence to support your application con't

Your birth certificate

Upload a copy or image of your birth certificate or record that was issued and certified by a civil authority in your country of birth. **If applicable, provide an amended birth certificate including if there was a final adoption in the United States.**



Drag files here or [choose a file](#)
Maximum size: 6MB per file
Accepted formats: JPG, JPEG, PDF, TIF, or TIFF
No encrypted or password-protected files

Attaching your files


Use a scanner or take pictures of each document. Make sure each image you attach is clear and that all text is readable.

Translations

If your documents are in a foreign language, upload an English translation along with the original.

Legal date of birth changes

If you legally changed your date of birth, submit evidence such as a document issued and certified by the court that authorized the changes.



Drag files here or [choose a file](#)
Maximum size: 6MB per file
Accepted formats: JPG, JPEG, PDF, TIF, or TIFF
No encrypted or password-protected files

Attaching your files

Use a scanner or take pictures of each document. Make sure each image you attach is clear and that all text is readable.


Translations

If your documents are in a foreign language, upload an English translation along with the original.

N-600: Evidence – Evidence to support your application con't

U.S. citizen parent's birth certificate or record

Upload a copy or image of your U.S. citizen parent's birth certificate or record that was issued and certified by a civil authority in their country of birth.



Drag files here or [choose a file](#)
Maximum size: 6MB per file
Accepted formats: JPG, JPEG, PDF, TIF, or TIFF
No encrypted or password-protected files


 **Attaching your files**
Use a scanner or take pictures of each document. Make sure each image you attach is clear and that all text is readable.

 **Translations**
If your documents are in a foreign language, upload an English translation along with the original.

U.S. citizen parent's proof of U.S. citizenship

Upload a copy or image of your U.S. citizen parent's proof of U.S. citizenship. This may include:

- Birth certificate showing birth in the United States
- Certificate of Naturalization (N-550)
- Certificate of Citizenship (N-560)
- **Consular** Report of Birth Abroad of United States Citizen (FS-240)
- Valid unexpired U.S. passport




Drag files here or [choose a file](#)
Maximum size: 6MB per file
Accepted formats: JPG, JPEG, PDF, TIF, or TIFF
No encrypted or password-protected files

 **Attaching your files**
Use a scanner or take pictures of each document. Make sure each image you attach is clear and that all text is readable.

 **Translations**
If your documents are in a foreign language, upload an English translation along with the original.

N-600: Evidence – Evidence to support your application (Page 2)

Official website of the Department of Homeland Security [Here's how you know.](#)

 U.S. Citizenship and Immigration Services

My Account 1 Resources Sign Out

applicant > vertnav21@test.com > e8c0b463-1976-4e7b-a125-1f8e6b7879d5

Application for Certificate of Citizenship (N-600)

- Getting Started
- About You
- Your Family
- Your Request
- Evidence**
 - Evidence to support your application
 - Secondary evidence
- Additional Explanation
- Review and Submit

As part of applying for a Certificate of Citizenship, you will need to provide evidence to support your application. These documents help us evaluate your application and verify your answers.


You are required to provide several documents as part of submitting your application. You may also need to provide additional evidence, depending on how you answered some questions.

Do not send original documents to USCIS in the mail. Provide legible copies of your documents unless USCIS later requests original documents.

Your proof of U.S. citizenship

If you have proof of your U.S. citizenship, you should upload a copy or image. This may include:

- **Consular Report of Birth Abroad of the United States Citizen (FD-240)**
- Valid unexpired U.S. passport



Drag files here or [choose a file](#)
Maximum size: 6MB per file
Accepted formats: JPG, JPEG, PDF, TIF, or TIFF
No encrypted or password-protected files

Attaching your files

Use a scanner or take pictures of each document. Make sure each image you attach is clear and that all text is readable.

Translations


If your documents are in a foreign language, upload an English translation along with the original.

N-600: Evidence – Evidence to support your application (Page 2)


U.S. citizen parent's proof of residence or physical presence in the United States


Upload a copy or image of your U.S. citizen parent(s)' marriage certificate that was issued and certified by a civil authority in the state or country of marriage. If your U.S. citizen parent(s) has been married more than once, upload a copy or image of all of their marriage certificates.

- School, employment, or military records
- Deeds, mortgages, or leases showing residence
- Attestations by churches, unions, or other organizations
- U.S. Social Security quarterly reports
- Affidavits of third parties having knowledge of the residence and physical presence




Drag files here or [choose a file](#)
Maximum size: 6MB per file
Accepted formats: JPG, JPEG, PDF, TIF, or TIFF
No encrypted or password-protected files

 **Attaching your files**
Use a scanner or take pictures of each document. Make sure each image you attach is clear and that all text is readable.

 **Translations**
If your documents are in a foreign language, upload an English translation along with the original.


Evidence of state recognition of foreign adoption decree

If your U.S. state of residence recognizes your foreign adoption decree as full, final and complete, submit evidence establishing this under state law together with your foreign adoption decree.



Drag files here or [choose a file](#)
Maximum size: 6MB per file
Accepted formats: JPG, JPEG, PDF, TIF, or TIFF
No encrypted or password-protected files


 **Attaching your files**
Use a scanner or take pictures of each document. Make sure each image you attach is clear and that all text is readable.

 **Translations**
If your documents are in a foreign language, upload an English translation along with the original.


N-600: Evidence – Evidence to support your application (Page 2)


Re-adoption in the United States

If you had to be re-adopted in the United States because your foreign adoption was not full, final, and complete, and your state of residence did not recognize the foreign adoption decree as full and final, submit your U.S. state adoption decree.




Drag files here or [choose a file](#)
Maximum size: 6MB per file
Accepted formats: JPG, JPEG, PDF, TIF, or TIFF
No encrypted or password-protected files

 **Attaching your files**
Use a scanner or take pictures of each document. Make sure each image you attach is clear and that all text is readable.


 **Translations**
If your documents are in a foreign language, upload an English translation along with the original.


Copy of your Permanent Resident Card or other evidence of permanent residence status

Upload an image of both sides of your Permanent Resident Card (formerly known as the Alien Registration Card or Green Card).



Drag files here or [choose a file](#)
Maximum size: 6MB per file
Accepted formats: JPG, JPEG, PDF, TIF, or TIFF
No encrypted or password-protected files

 **Attaching your files**
Use a scanner or take pictures of each document. Make sure each image you attach is clear and that all text is readable.


 **Translations**
If your documents are in a foreign language, upload an English translation along with the original.

N-600: Evidence – Evidence to support your application (Page 2)

Proof of legal or physical custody

If you are claiming to have acquired U.S. citizenship after birth, upload proof that you resided in your U.S. citizen parent's legal and physical custody.

In general, for adopted children, an adoption order is sufficient for legal custody.



Drag files here or [choose a file](#)
Maximum size: 6MB per file
Accepted formats: JPG, JPEG, PDF, TIF, or TIFF
No encrypted or password-protected files

Attaching your files

Use a scanner or take pictures of each document. Make sure each image you attach is clear and that all text is readable.


Translations

If your documents are in a foreign language, upload an English translation along with the original.

Proof of legitimation

Upload a copy or image of legitimation documentation from the country or state in which you were legitimated. Legitimation can also be established according to the laws of your father's residence or your residence. If you were born out of wedlock and are claiming citizenship at birth through your U.S. citizen father, instead of proving legitimation, you may provide proof that your father acknowledged paternity of you in writing under oath, or your paternity has been established by adjudication of a competent court.

For more information regarding legitimation, see the [USCIS Policy Manual](#)



Drag files here or [choose a file](#)
Maximum size: 6MB per file
Accepted formats: JPG, JPEG, PDF, TIF, or TIFF
No encrypted or password-protected files

Attaching your files

Use a scanner or take pictures of each document. Make sure each image you attach is clear and that all text is readable.

Translations

If your documents are in a foreign language, upload an English translation along with the original.

N-600: Evidence – Evidence to support your application (Page 2)


Proof of status as U.S. National

Upload a copy or image of the document that proves your U.S. citizen parent's status as a U.S. National.

If you were born outside the United States or its outlying possessions, you are born a U.S. citizen if your parents met the following conditions:

- Your U.S. citizen parent was physically present in the United States or one of its outlying possessions for a continuous period of one year prior to your birth; and
- Your other parent was a national, but not a U.S. citizen.

Note: If you have a U.S. citizen parent and a noncitizen parent who is **not** a national, your U.S. citizen parent must have met the physical presence requirements prior to your birth.



Drag files here or [choose a file](#)
Maximum size: 6MB per file
Accepted formats: JPG, JPEG, PDF, TIF, or TIFF
No encrypted or password-protected files

Attaching your files

Use a scanner or take pictures of each document. Make sure each image you attach is clear and that all text is readable.


Translations

If your documents are in a foreign language, upload an English translation along with the original.

Evidence of all legal name changes

Upload a readable image of the legal document that formally changed your name or your U.S. citizen parent's name. **These documents may include:**

- Marriage certificate
- Divorce decree
- Adoption decree
- Court document



Drag files here or [choose a file](#)
Maximum size: 6MB per file
Accepted formats: JPG, JPEG, PDF, TIF, or TIFF
No encrypted or password-protected files

Attaching your files

Use a scanner or take pictures of each document. Make sure each image you attach is clear and that all text is readable.

Translations

N-600: Evidence – Secondary Evidence

Official website of the Department of Homeland Security [Here's how you know.](#)

U.S. Citizenship and Immigration Services

My Account 1 Resources Sign Out

applicant > vertnav21@test.com > e6c08463-1976-4e7b-a125-178e6b7879d5

Application for Certificate of Citizenship (N-600)

- Getting Started
- About You
- Your Family
- Your Request
- Evidence**
 - Evidence to support your application
 - Secondary evidence**
- Additional Explanation
- Review and Submit

If a required document is unavailable, you must provide a typed or printed explanation of the reasons that document is unavailable and submit secondary evidence to establish eligibility. Secondary evidence must overcome the unavailability of the required documents. USCIS may request an original typed or printed statement from the appropriate government or other legal authority to support your claim that the documents are unavailable.


For example, the following types of secondary evidence may be submitted to establish eligibility:

- Baptismal certificate
- School record
- Census records
- Affidavits

Baptismal certificate

Upload a copy or image of the certificate under the church seal where your baptism occurred showing your:

- Place of birth
- Date of birth
- Baptism date
- Parents' names
- Godparents' names (if known)



Drag files here or [choose a file](#)
Maximum size: 6MB per file
Accepted formats: JPG, JPEG, PDF, TIF, or TIFF
No encrypted or password-protected files

Attaching your files

Use a scanner or take pictures of each document. Make sure each image you attach is clear and that all text is readable.

Translations


If your documents are in a foreign language, upload an English translation along with the original.

N-600: Evidence – Secondary Evidence con't

School record


Upload a copy or image of an official letter from school authorities for the school attended showing your:

- Date of admission to the school
- Place of birth
- Date of birth or age that time
- The names of and residences of your birth parents (if shown in the school records)



Drag files here or [choose a file](#)
Maximum size: 6MB per file
Accepted formats: JPG, JPEG, PDF, TIF, or TIFF
No encrypted or password-protected files


 **Attaching your files**
Use a scanner or take pictures of each document. Make sure each image you attach is clear and that all text is readable.

 **Translations**
If your documents are in a foreign language, upload an English translation along with the original.

Census records

Upload a copy or image of State or Federal census records showing your:

- Name
- Place of birth
- Date of birth or age



Drag files here or [choose a file](#)
Maximum size: 6MB per file
Accepted formats: JPG, JPEG, PDF, TIF, or TIFF
No encrypted or password-protected files

 **Attaching your files**
Use a scanner or take pictures of each document. Make sure each image you attach is clear and that all text is readable.

 **Translations**
If your documents are in a foreign language, upload an English translation along with the original.

N-600: Evidence – Secondary Evidence con't

Affidavits

Upload a copy or image of your affidavits if other types of secondary evidence are not available.

An affidavit is a typed or printed statement sworn to by two people who have personal knowledge of the claimed event. Affidavits must overcome the unavailability of both required documents and secondary evidence. Examples of events you may submit an affidavit for include:

- Your place and date of birth
- Marriage
- Death

The people making these statements are not required to be U.S. citizens and may be relatives. Each affidavit must contain the following information about the person making the affidavit:

- Full legal name
- Address
- Place of birth
- Date of birth
- Relationship to you
- Detailed information about the event to include how they came to know about its occurrence



Attaching your files

Use a scanner or take pictures of each document. Make sure each image you attach is clear and that all text is readable.

Translations

If your documents are in a foreign language, upload an English translation along with the original.

N-600: Evidence – Secondary Evidence con't

Other secondary evidence

Upload a copy of any other secondary evidence that does not fit into the previous categories.



Drag files here or [choose a file](#)

Maximum size: 6MB per file

Accepted formats: JPG, JPEG, PDF, TIF, or TIFF

No encrypted or password-protected files



Attaching your files

Use a scanner or take pictures of each document. Make sure each image you attach is clear and that all text is readable.



Translations


If your documents are in a foreign language, upload an English translation along with the original.

Back

Next

N-600: Additional Explanation – Optional Explanation

Official website of the Department of Homeland Security [Here's how you know](#)

 U.S. Citizenship and Immigration Services

My Account 1 Resources Sign Out

applicant > vtrnw21@test.com > e8c0b463-1976-4e7b-a125-1f8eeb7879d5

Application for Certificate of Citizenship (N-600)

- Getting Started
- About You
- Your Family
- Your Request
- Evidence
- Additional Explanation**
 - Optional explanation
- Review and Submit

You may provide additional information for your application

If you need to provide any additional information for any of your answers to the questions in this form, enter it into the space below. You should include the questions that you are referencing.


If you do not need to provide any additional information, you may leave this section blank.

Additional information

[Back](#) [Next](#)

N-600: Review and Submit – Review your application

Official website of the Department of Homeland Security [Here's how you know.](#)



My Account **1** Resources Sign Out

applicant > vertxw21@test.com > c8c5b463-2876-4e7b-a125-118e6b787925

Application for Certificate of Citizenship (N-600)

- Getting Started
- About You
- Your Family
- Your Request
- Evidence
- Additional Explanation
- Review and Submit**
 - Review your application**
 - Your application summary
 - Your signature

Check your application before you submit

We will review your application to check for accuracy and completeness before you submit it.

If you do not completely fill out this application, you will not establish a basis for your eligibility and USCIS may reject or deny your application.

You can return to this page to review your application as many times as you want before you submit it.

Your fee

i Your form filing fee is: **\$1,170.00**

Refund Policy: USCIS does not refund fees, regardless of any action we take on your application, petition or request, or how long USCIS takes to reach a decision. By continuing this transaction, you acknowledge that you must submit fees in the exact amount and that you are paying the fees for a government service.

Alerts and warnings


A green alert means you have completed all required fields and responses.

✓ We found no alerts or warnings in your application

[Back](#) [Next](#)

N-600: Review and Submit – Your application summary

Official website of the Department of Homeland Security [here's how you know](#)

 U.S. Citizenship and Immigration Services

My Account 1 Resources Sign Out

applicant > veritas21@net.com > eb08463-1376-4e73-a125-1764b7879d5

Application for Certificate of Citizenship (N-600)

- Getting Started
- About You
- Your Family
- Your Request
- Evidence
- Additional Explanation
- Review and Submit**
 - Review your application
 - Your application summary**
 - Your signature

Review the N-600 form information [Print](#)

Here is a summary of all the information you provided in your application.

Make sure you have provided responses for everything that applies to you before you submit your application. You can edit your responses by going to each application section using the site navigation.

We also prepared a draft case snapshot with your responses, which you can download below.

[View draft case snapshot](#)

Getting Started

What is your basis for eligibility? I am a BIOLOGICAL child of a U.S. citizen parent

Are you a member or veteran of any branch of the U.S. Armed Forces? -

Preparer or interpreter

Is someone assisting you with completing this application? -

About You

Your name

What is your current legal name? Rick Morty

What is your name exactly as it appears on your Permanent Resident Card? -

Have you used any other names since birth? -

Your contact information

What is your current mailing address? United States
Rick Sanchez
1525 WILSON BLVD
ARLINGTON, VA, 22209-2411

Where do you live now? United States
1525 WILSON BLVD
ARLINGTON, VA

Daytime telephone number +0001 9094091931

Mobile telephone number +0001 12340910293

Email address e2@app.com

N-600: Review and Submit – Your application summary con't

Additional Information	
What is your date of birth?	01/01/1991
What is your country of birth?	-
Were you adopted?	-
What is your U.S. Social Security number?	-
What is your USCIS Online Account Number?	-
Your immigration information	
What is your A-Number?	123321312
What is your prior country of citizenship or nationality?	-
What was the port-of-entry that you used to enter the United States?	
City or town	-
State	-
What date did you enter?	-
What name did you use when you entered?	-
What travel document did you use to be admitted to the United States?	-
What country issued your passport or travel document?	-
What date was your passport or travel document issued?	-
Describe yourself	
What is your gender?	-
What is your ethnicity?	-
What is your race?	-
What is your height?	-
What is your weight?	-
What is the color of your eyes?	-
What is the color of your hair?	-
What is your current marital status?	-

N-600: Review and Submit – Your application summary con't

Your Family	
Parents	
Were your parents married to each other when you were born (or adopted)?	-
Did your parents marry after you were born?	-
Do you regularly reside in the United States in the legal and physical custody of your U.S. citizen parents?	-
U.S. citizen father	
What is your U.S. citizen father's current legal name?	-
What is your U.S. citizen father's current physical address?	-
What is your U.S. citizen father's date of birth?	-
What is your U.S. citizen father's country of birth?	-
What is your father's country of citizenship or nationality?	-
Has your father ever lost U.S. citizenship or taken any action that would cause loss of U.S. citizenship?	-
How did your father obtain U.S. citizenship?	-
How many times has your U.S. citizen father been married?	-
What is your U.S. citizen father's current marital status?	-
U.S. citizen mother	
What is your U.S. citizen mother's current legal name?	-
What is your U.S. citizen mother's current physical address?	-
What is your U.S. citizen mother's date of birth?	-
What is your U.S. citizen mother's country of birth?	-
What is your mother's country of citizenship or nationality?	-
Has your mother ever lost U.S. citizenship or taken any action that would cause loss of U.S. citizenship?	-
How did your mother obtain U.S. citizenship?	-
How many times has your U.S. citizen mother been married?	-
What is your U.S. citizen mother's current marital status?	-

N-600: Review and Submit – Your application summary con't

Your Request

Current status

What is your current immigration status? -

Request for certificate

Have you previously applied for a Certificate of Citizenship or a U.S. Passport? -

Have you been absent from the United States since you first arrived? -

Additional Explanation

Additional Explanation

You may provide additional information for your application -

Your Evidence

Evidence to Support Your Application

2"x2" photo of you -

Your birth certificate -

U.S. citizen parent's birth certificate or record -

U.S. citizen parent's proof of U.S. citizenship -

Your proof of U.S. citizenship -

U.S. citizen parent's proof of residence or physical presence in the United States -

Proof of legal or physical custody -

Evidence of all legal name changes -

Baptismal certificate -

School record -

Census records -

Affidavits -


[Return to top](#)

[Back](#)

[Next](#)

N-600: Review and Submit – Preparer's Statement

Official website of the Department of Homeland Security [Here's how you know](#)



U.S. Citizenship and Immigration Services

My Account ▾ Resources ▾ | Sign Out

applicant > tr-epo-test1@gmail.com > 68aaf144-61b9-42ad-bb5a-84f5c3c8359c

Application for Certificate of Citizenship (N-600)

- Getting Started ▾
- About You ▾
- Your Family ▾
- Your Request ▾
- Evidence ▾
- Additional Explanation ▾
- Review and Submit** ▴
 - Review your application
 - Your application summary
 - Preparer signature
 - Interpreter signature
 - Your signature

Preparer's statement

Your preparer must read the statements below and select the statement that applies to **them**.

If your preparer is an attorney or accredited representative whose representation extends beyond preparation of this application, **they** may be obliged to submit a completed Notice of Entry of Appearance as Attorney or Accredited Representative (G-28) with your application.

- I am not an attorney or accredited representative but have prepared this application on behalf of the applicant and with the applicant's consent **(or the consent of their parent or legal guardian)**.
- I am an attorney or accredited representative and my representation of the applicant in this case does not extend beyond the preparation of this application.
- I am an attorney or accredited representative and my representation of the applicant in this case extends beyond the preparation of this application.

N-600: Review and Submit – Preparer’s Statement con’t





Preparer's certification and signature

Your preparer must read and agree to the certification below.



By my signature, I certify, under penalty of perjury, that I prepared this application at the request of the applicant [or their parent or legal guardian]. The applicant [or their parent or legal guardian] then reviewed this completed application and informed me that they understand all of the information contained in, and submitted with, their application, including the Applicant's Certification, and that all of this information is complete, true, and correct. I completed this application based only on information that the applicant [or their parent or legal guardian] provided to me or authorized me to obtain or use.

As the applicant's preparer, you must sign on paper and provide your signature page to the applicant. Follow these steps:


-  1. Download the Preparer Signature page
-  2. Print the Preparer Signature page
-  3. Read and sign the Preparer Signature page
-  4. Give the signed Preparer Signature page to the applicant

The applicant will need to scan and upload your completed signature page on the next screen.

Back

Next

N-600: Review and Submit – Interpreter Statement



U.S. Citizenship and Immigration Services

My Account 1 Resources | Sign Out

applicant > > app-text@gmail.com > 68aef244-42b5-42ed-bb5e-842b2c10289c


Application for Certificate of Citizenship (N-600)

- Getting Started
- About You
- Your Family
- Your Request
- Evidence
- Additional Explanation
- Review and Submit**

- Review your application
- Your application summary
- Preparer signature
- Interpreter signature**
- Your signature





Interpreter's certification and signature

Your interpreter must read and agree to the certification below.



I certify, under penalty of perjury, that: I am fluent in English and the language provided in the Getting Started section of this application, and I have read to this applicant **[or their parent or legal guardian]** in the identified language every question and instruction on this application and their answer to every question. The applicant **[or their parent or legal guardian]** informed me that they understand every instruction, question, and answer on the application, including the Applicant's Certification, and has verified the accuracy of every answer.

As the applicant's interpreter, you must sign on paper and provide your signature page to the applicant. Follow these steps:


-  [1. Download the Interpreter Signature page](#)
-  2. Print the Interpreter Signature page
-  3. Read and sign the Interpreter Signature page
-  4. Give the signed Interpreter Signature page to the applicant

The applicant will need to scan and upload your completed signature page on the next screen.

[Back](#) [Next](#)

N-600: Review and Submit – Your signature

Official website of the Department of Homeland Security [Here's how you know](#)



My Account 1 Resources Sign Out

applicant > vcrna25@test.com > e1c1b463-1976-4e7b-a125-09a4b7879d

Application for Certificate of Citizenship (N-600)

- Getting Started
- About You
- Your Family
- Your Request
- Evidence
- Additional Explanation
- Review and Submit**
 - Review your application
 - Your application summary
 - Your signature

Applicant's, parent's, or legal guardian's statement


You must read and agree to the statement below.

I can read and understand English, and have read and understand every question and instruction on this application, as well as my answer to every question.

[Back](#) [Next](#)

N-600: Review and Submit – [If Interpreter]/[If Preparer] Your signature

Official website of the Department of Homeland Security [Here's how you know](#)



U.S. Citizenship and Immigration Services

My Account ▾ Resources ▾ Sign Out

applicant > tr-app-test1@gmail.com > 68aaf144-62b5-42ad-bb5e-84d5c3e6339c

Application for Certificate of Citizenship (N-600)

- Getting Started ▾
- About You ▾
- Your Family ▾
- Your Request ▾
- Evidence ▾
- Additional Explanation ▾
- Review and Submit** ^
 - Review your application
 - Your application summary
 - Preparer signature
 - Interpreter signature
 - Your signature

Applicant's, parent's, or legal guardian's statement

You must read and agree to the statement below.

At my request, the preparer named in the Getting Started section of this application prepared this application for me based only upon information I provided or authorized.

Applicant's, parent's, or legal guardian's statement regarding the interpreter


You must read and agree to the statement below.


The interpreter named in the Getting Started section of this application read to me every question and instruction on this application and my answer to every question in the language I specified in the Getting Started section, a language in which I am fluent, and I understood everything.

[Back](#) [Next](#)

N-600: Review and Submit – Your signature (page 2)

Official website of the Department of Homeland Security [Here's how you know](#)

 U.S. Citizenship and Immigration Services

My Account  Resources Sign Out


applicant > [vrtbuw25@test.com](#) > [e8c0b463-1376-4e7b-a225-2f6e07879d5](#)

Application for Certificate of Citizenship (N-600)

- Getting Started
- About You
- Your Family
- Your Request
- Evidence
- Additional Explanation
- Review and Submit**
 - Review your application
 - Your application summary
 - Your signature

Applicant's, parent's, or legal guardian's certification

You must read and agree to the certification below. If you knowingly and willfully falsify or conceal a material fact or submit a false document with your application, we can deny your application and may deny any other immigration benefit. You may also face criminal prosecution and penalties provided by law.



Copies of any documents I have submitted are exact photocopies of unaltered, original documents, and I understand that USCIS may require that I submit original documents to USCIS at a later date. Furthermore, I authorize the release of any information from any and all of my records that USCIS may need to determine my eligibility for the immigration benefit that I seek.

I **furthermore** authorize release of information contained in this application, in supporting documents, and in my USCIS records to other entities and persons where necessary for the administration and enforcement of U.S. immigration law.

I understand that USCIS may require me (**the applicant/child**) to appear for an appointment to take my **biometrics** and, that if I am required to **appear**, I will be required to sign an oath reaffirming that:

1. I reviewed and provided or authorized all of the information in my application;
2. I understood all of the information contained in, and submitted with, my application; and
3. All of this information was complete, true, and correct at the time of filing.

N-600: Review and Submit – Your signature (page 2) con't

I certify, under penalty of perjury, that I provided or authorized all of the information in my application, I understand all of the information contained in, and submitted with, my application, and that all of this information is complete, true, and correct.

I have read and agree to the applicant's statement

Applicant's, parent's or legal guardian's signature

You must provide your digital signature below by typing your full legal name. We may deny your application if you do not completely fill out this application or fail to submit required documents. We will record the date of your signature with your application.


⦿ You must provide a response.

Back

Next

N-600: Review and Submit – Pay and Submit

Official website of the Department of Homeland Security [Here's how you login](#)

 U.S. Citizenship and Immigration Services

My Account ▾ Resources ▾ | Sign Out

applicant > tr-app-test1@gmail.com > 68aaf044-61b5-42ad-bb5e-8405c3e5359c

Application for Certificate of Citizenship (N-600)


- Getting Started ▾
- About You ▾
- Your Family ▾
- Your Request ▾
- Evidence ▾
- Additional Explanation ▾
- Review and Submit** ▴
 - Review your application
 - Your application summary
 - Preparer signature
 - Interpreter signature
 - Your signature

Pay for and submit your application

The final step to submit your Application for Certificate of Citizenship (N-600) is to pay the required fee.

Your application fee is: **\$1,170.00**

Refund Policy: By continuing this transaction, you agree that you are paying for a government service and that the filing fee, biometric services fee and all related financial transactions are final and not refundable, regardless of any action USCIS takes on an application, petition or request, or how long USCIS takes to reach a decision. You must submit all fees in the exact amounts.



We will send you to Pay.gov — our safe, secure payment website — to pay your fees and submit your application online.

Here are the steps in the payment and submission process:

1. Provide your billing information on Pay.gov
2. Provide your credit card or U.S. bank account information
3. Submit your payment

When you have paid your fee, your application will be submitted.

Pay.gov will redirect you to a uscis.gov confirmation screen, which will include your application receipt number. Please keep a copy of your receipt number for your records. You can track the status of your application through your USCIS online account.

Pay and submit