

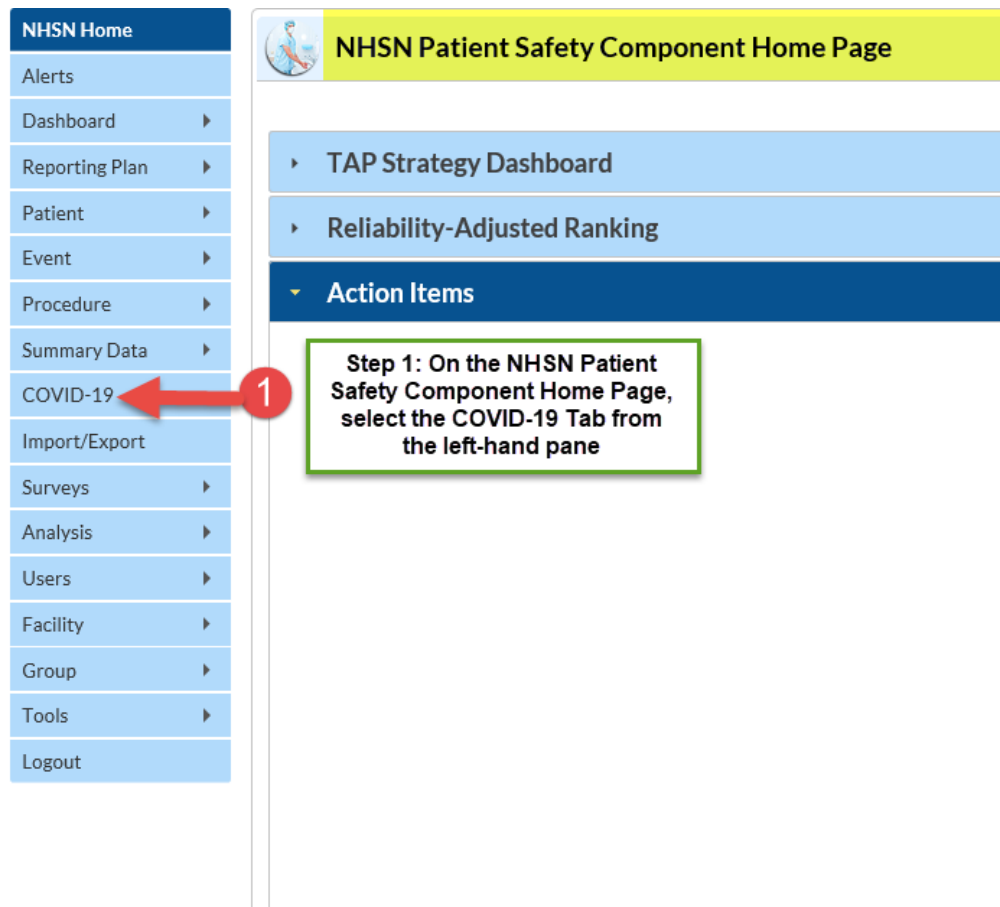
# NATIONAL HEALTHCARE SAFETY NETWORK: How to Enter and Access COVID-19 Summary Data: For Facilities

## Description

As part of CDC's ongoing COVID-19 response, a new Patient Impact Module has been created in NHSN to help facilities track and monitor the number of cases reported in their facilities daily. The new module collects summary data which can be viewed in a table form without generating new analysis datasets. In addition, the summary data can be exported to excel/CSV for additional analysis outside the application. The data collected using this module will be informative and provide situational awareness at both state and national levels.

## How to Access and Enter COVID-19 Summary Data

**STEP 1:** Select the COVID-19 tab on the left navigation pane.



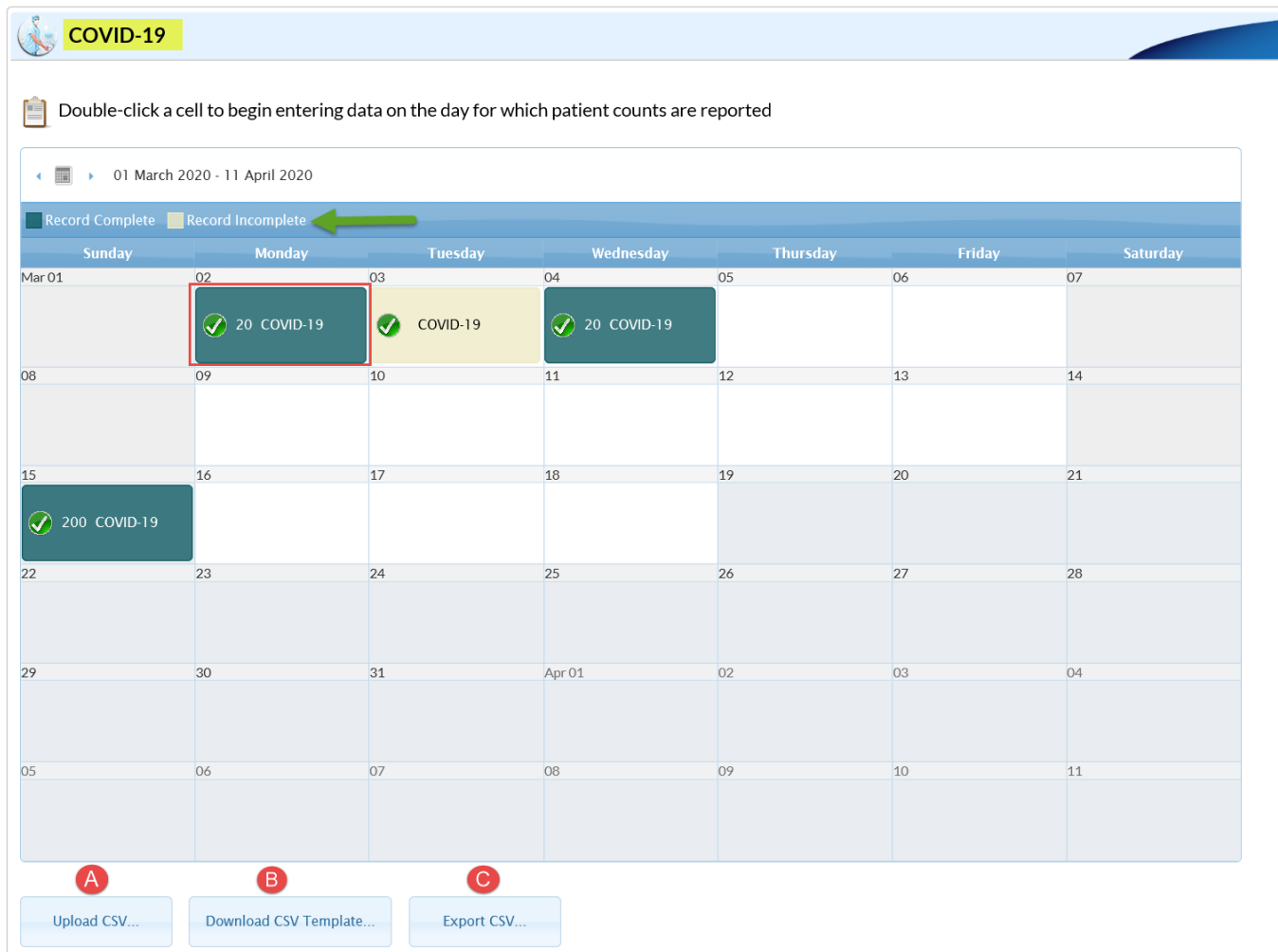
A calendar defaulting to the current month will appear, as shown in the screenshot below. Note that data can be entered as far back as January 1, 2020. *Disclaimer: Data included in this guide is fictitious and does not represent an actual facility's data. This data is meant for illustration purpose only.*

In this module, data is expected to be collected each day at the same time and reported in the application for the date for which the data apply. Using the calendar below as an example:

- Data can be entered for both weekdays and weekend days, through the present date.

# NATIONAL HEALTHCARE SAFETY NETWORK: How to Enter and Access COVID-19 Summary Data: For Facilities

- Once you have entered data, the calendar date is marked green with a check mark, indicating 'Completion', as shown by the *March 02, 2020* example in the calendar below. Calendar days with incomplete data will show a green checkmark but shaded light yellow. A calendar date with no data is shaded white. Future dates cannot be accessed.
  - The legend defining the color codes is located at the top of the calendar shown by the green arrow.
- Data can be entered manually or uploaded using a CSV file. Use the 'Upload CSV' tab (A) to upload your daily counts of data.
- Use the 'Download CSV Template' tab (B) to download a sample CSV file to upload your data. The headers in the CSV file represent the data fields on the 'Add' screen, which will be described subsequently.
- Once you have entered data, you can manually view the data by double clicking on the calendar date(s) or using the 'Export CSV' (C) tab to export the data in a table form. Details on Uploading and Exporting are provided on page 4.



COVID-19

Double-click a cell to begin entering data on the day for which patient counts are reported

01 March 2020 - 11 April 2020

Record Complete Record Incomplete

Sunday	Monday	Tuesday	Wednesday	Thursday	Friday	Saturday
Mar 01	02	03	04	05	06	07
	✓ 20 COVID-19	✓ COVID-19	✓ 20 COVID-19			
08	09	10	11	12	13	14
15	16	17	18	19	20	21
✓ 200 COVID-19						
22	23	24	25	26	27	28
29	30	31	Apr 01	02	03	04
05	06	07	08	09	10	11

A Upload CSV... B Download CSV Template... C Export CSV...

## STEP 2: To Enter Data

To enter data manually, double click on the date for which the data apply. A separate window will appear with a list of data fields or questions as shown in the screenshot below. *Data for the 'date for which patient counts are reported' may be entered retrospectively into the application, for example, data collected for March 2, 2020 may be entered March 7, 2020.* The 'Collection date' and the 'BEDS: Inpatient beds in the hospital' fields are **required**, and the remaining fields are optional. Please note a blank field indicates no data. If you intend to report '0' for a field, please enter '0'.

# NATIONAL HEALTHCARE SAFETY NETWORK: How to Enter and Access COVID-19 Summary Data: For Facilities

- The 'Date for which patient counts are reported' can be maintained or switch to a different date for which patient counts are report using the calendar icon (A).
- The data field (B) that is marked 'BEDS: inpatient beds in your hospital' will be automatically populated with the data from your most recent facility annual survey. If this number has changed due to the COVID-19 response, please make the change to reflect the correct data. **PLEASE NOTE:** The number of beds on the 2019 annual survey should not be changed to match your hospital's current bed size.
- Once you have entered data in all applicable fields, click Save (2).

**Add** 1

Date for which patient counts are reported: 03/04/2020 (A)

**Enter counts:**

945	CENSUS: Inpatient census, specifically, current number of patients in all NHSN inpatient care locations
250 (B)	BEDS: Inpatient beds in your hospital
20	HOSPITALIZED: Patients hospitalized in an NHSN inpatient care location who have suspected or confirmed COVID-19
28	HOSPITALIZED and VENTILATED: Patients hospitalized in an NHSN inpatient care location who have suspected or confirmed COVID-19 and are on a mechanical ventilator
10	HOSPITAL ONSET: Patients hospitalized in an NHSN inpatient care location with onset of suspected or confirmed COVID-19 fourteen or more days after hospitalization
25	ED/OVERFLOW: Patients with suspected or confirmed COVID-19 who are in the ED or any overflow location awaiting an inpatient bed
10	ED/OVERFLOW and VENTILATED: Patients with suspected or confirmed COVID-19 who are in the ED or any overflow location awaiting an inpatient bed and on a mechanical ventilator
2	DEATHS: Patients with suspected or confirmed COVID-19 who died in the hospital, ED, or any overflow location

2 Save Cancel

## To View, Edit or Delete Data

Once data have been entered and saved, it can be viewed or edited, if applicable. To view entered data, double click on the calendar date with the data. A pop-up dialogue box will appear with the list of data as shown in the screenshot below.

To edit the data, simply change the data in the applicable field(s), using the yellow highlighted field as an example. Once done, click Save. The dialogue box will then close.

To delete data from the calendar, double click on the calendar date and scroll down to select the Delete button. Once data has been deleted, the calendar date will return to the white shade.

# NATIONAL HEALTHCARE SAFETY NETWORK: How to Enter and Access COVID-19 Summary Data: For Facilities

**Edit**

Date for which patient counts are reported: 03/04/2020

Enter counts:

CENSUS: Inpatient census, specifically, current number of patients in all NHSN inpatient care locations

BEDS: Inpatient beds in your hospital

HOSPITALIZED: Patients hospitalized in an NHSN inpatient care location who have suspected or confirmed COVID-19

HOSPITALIZED and VENTILATED: Patients hospitalized in an NHSN inpatient care location who have suspected or confirmed COVID-19 and are on a mechanical ventilator

HOSPITAL ONSET: Patients hospitalized in an NHSN inpatient care location with onset of suspected or confirmed COVID-19 fourteen or more days after hospitalization

ED/OVERFLOW: Patients with suspected or confirmed COVID-19 who are in the ED or any overflow location awaiting an inpatient bed

ED/OVERFLOW and VENTILATED: Patients with suspected or confirmed COVID-19 who are in the ED or any overflow location awaiting an inpatient bed and on a mechanical ventilator

DEATHS: Patients with suspected or confirmed COVID-19 who died in the hospital, ED, or any overflow location

## Uploading data using the Upload CSV Option:

Once you have downloaded the template CSV using the Download CSV button outlined above, a CSV file will open with the title 'COVID-19 Test CSV import\_DRAFT\_'. The headers of the CSV file mimic the titles of data fields in the screenshot above and appear in the same order as the data fields shown in the table 1 below.

Table 1. COVID-19 Summary Data Upload Template

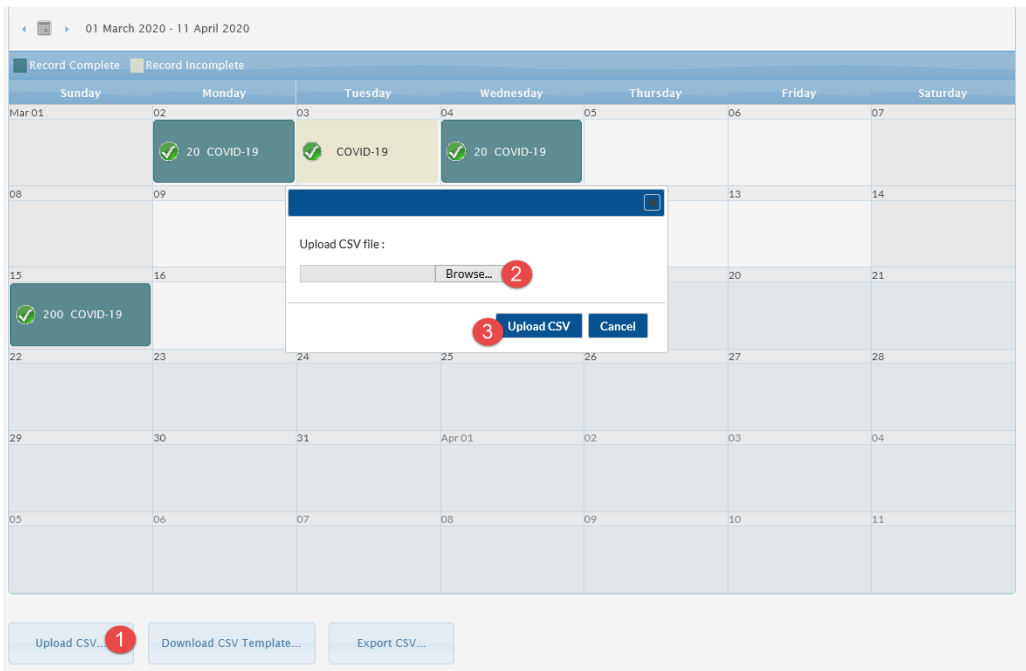
collectiondate	totinpatients	numbeds	numc19hosppats	numc19mechventpats	numc19hopats	numc19overflowpats	numC19OFMechVentPats	numc19died
3/10/2020	120	130	0	0	0	0	0	0
3/11/2020	125	130	5	2	5	1	0	1

CSV Upload File Header	Description	Format and Value
collectiondate	Date for which patient counts are reported	mm/dd/yyyy
totinpatients	CENSUS: Inpatient census, i.e., current number of patients in all NHSN inpatient care locations	Must be a whole number. Must be <=5000.
numbeds	BEDS: Inpatient beds in your hospital	Must be a whole number
numc19hosppats	HOSPITALIZED: Patients hospitalized in an NHSN inpatient care location who have suspected or confirmed COVID-19	Must be a whole number. Must be <= totInpatients
numc19mechventpats	HOSPITALIZED and VENTILATED: Patients hospitalized in an NHSN inpatient care location who have suspected or confirmed COVID-19 and are on a mechanical ventilator	Must be a whole number. Must be <= totInpatients
numc19hopats	HOSPITAL ONSET: Patients hospitalized in an NHSN inpatient care location with onset of suspected or confirmed COVID-19 fourteen or more days after hospitalization	Must be a whole number. Must be <= totInpatients
numc19overflowpats	ED/OVERFLOW: Patients with suspected or confirmed COVID-19 who are in the ED or any overflow location awaiting an inpatient bed	Must be a whole number. Must be <=2000
numC19OFMechVentPats	ED/OVERFLOW and VENTILATED: Patients with suspected or confirmed COVID-19 who are in the ED or any overflow location awaiting an inpatient bed and on a mechanical ventilator	Must be a whole number. Must be <= numC19OverflowPats
numc19died	DEATHS: Patients with suspected or confirmed COVID-19 who died in the hospital, ED, or any overflow location	Must be a whole number. Must be <= 1500

Enter data into the Upload Template file and save to file path from which you can upload into NHSN. Then select 'Upload CSV' button on the calendar as shown in the screenshot on page 3. A dialogue box will appear. Browse to the CSV file and click 'Upload CSV'.



# NATIONAL HEALTHCARE SAFETY NETWORK: How to Enter and Access COVID-19 Summary Data: For Facilities



## Exporting data using the Export CSV Tab:

Once data has been entered or uploaded, facility users can export their data in table form to view or to perform additional analysis outside the application. First select Export CSV on the calendar. A dialogue box will appear with options to Open or Save the file. Select preference and open to view data. A sample exported table is displayed below.

Table 2. COVID-19 Summary Data Export

collectiondate	totinpatients	numbeds	numc19hosppats	numc19mechventpats	numc19hopats	numc19overflowpats	numC19OFMechVentPats	numc19died
3/10/2020	120	130	0	0	0	0	0	0
3/11/2020	125	130	5	2	5	1	0	1
3/12/2020	125	130	5	2	5	1	0	1
3/13/2020	125	130	5	2	5	1	0	1
3/14/2020	125	130	5	2	5	1	0	0
3/15/2020	125	130	6	3	5	0	0	0
3/16/2020	125	130	7	4	5	0	0	0
3/17/2020	125	130	8	5	5	0	0	0

## Additional Resources:

CDC's Coronavirus (COVID-19) website: <https://www.cdc.gov/coronavirus/2019-nCoV/index.html>