

RAPP Indicators

| | | |
|---------------|--|------------------|
| GRANTEE NAME: | | Reporting Period |
| GRANT NUMBER: | | Budget Period |

| Program Activities | First Reporting Period | Second Reporting Period | Cumulative Fiscal Year |
|---|------------------------|-------------------------|------------------------|
| Number of participants enrolled: | | | |
| Acres of land provided for RAPP activities: | | | |
| Number of training hours provided in nutrition and/or food safety for personal consumption: | | | |
| Number of training hours provided in farming production techniques (e.g., agricultural produce selection, proper irrigation, harvesting, extending growing seasons, etc.) | | | |
| Amount of produce cultivated (lbs.): | | | |
| Gross sales of produce sold by all participants (\$): | | | |
| Number of participants and family members accessing healthy and nutritious foods through farming: | | | |
| Number of activities aimed towards increasing psychosocial development of refugees: | | | |
| Number of types of services received by the participants, not provided by RAPP grantee: | | | |

Personal and Psychosocial Development Assessment

| | | |
|---------------------------------|---------------|------------------------|
| | At Enrollment | End-of-Year Assessment |
| Number of Individuals Assessed: | | |

Using the scoring scale below, provide a mean assessment score of all clients enrolled in RAPP.

1 - Not At All - Client cannot complete activities in this area without assistance from the grantee.


2 - Sometimes - Clients can complete some activities on their own, but still require assistance from the grantee tasks.

3 - Most Of The Time - Clients are able to complete most tasks in this area on their own, but may request assistance from the grantee.



4 - All The Time - Clients are able to complete all activities in this area without any assistance from the grantee.

| | At Enrollment | End-of-Year Assessment |
|--|---------------|------------------------|
| Client has access to healthy food: | | |
| Client understands what a healthy diet is: | | |
| Clients are engaged in physically activity: | | |
| Client has sufficient income to cover needs (e.g., housing, food, transportation, etc.) | | |
| Client is engaged in the community: | | |
| Client knows how to find answers for questions about nutrition and health: | | |
| Client knows how to find answers for questions about gardening/farming (e.g., leasing land, zoning laws, pesticides, organic production, etc.): | | |
| Client can navigate relevant systems (e.g., local governments, business development process, accessing benefits, etc.) without grantee intervention: | | |

| Logic Model Outputs Progress | Semi-Annual Results | |
|---|---|--|
| | Months 1-6 | Months 7-12 |
| <i>Please list all planned Outputs from the Logic Model in the following spaces. Add more spaces as necessary.</i> | <i>Identify progress towards each Output for Months 1-6</i> | <i>Identify progress towards each Output for Months 7-12</i> |
| | | |
| | | |
| | | |
| | | |



**Cumulative Project
Period**



| |
|------------------|
| ntee for related |
| occasional |
| ntee. |

| | Cumulative Fiscal Year | Cumulative Project Period |
|--|---|--|
| hs 7-12 | | |
| <i>towards each Output ths 7-12.</i> | <i>Describe progress towards Outputs for the current fiscal year.</i> | <i>Describe progress towards Outputs for the project period.</i> |
| | | |
| | | |
| | | |
| | | |
| | | |

