

A. Data Definitions

The template commences with the **Data Definitions and Required Documents** tab. This worksheet provides definition/description, and regulatory citation for each data field within the template. The Data Definitions and Required Documents tab provides the user with the information needed to complete the template.

B. Details

This worksheet is where users provide details to NHTSA about the Trade related to the Transaction ID (generated by the CAFE Credit Value Template). Below are the steps on how to fill the Details Tab in CAFE Credit Value Template.

Step 1: Select the Manufacturer who bought the Credits from the drop-down list

The screenshot shows a form with the following fields and annotations:

- CREDIT BUYER:** A dropdown menu with the text "(Select Manufacturer)" is circled in yellow. A red arrow points to it from the text "Step 1: Select the Manufacturer who bought the Credits from the drop-down list".
- DATE (mm/dd/yyyy):** A text input field with a red arrow pointing to it from the text "Step 2: Enter the date".
- Transaction ID (if applicable)*:** A text input field with a red arrow pointing to it from the text "Step 3: Enter the Transaction ID".
- Is there any Monetary Value Associated with the Trade?:** A question with "Yes" and "No" radio buttons. The "Yes" button is circled in yellow. A red arrow points to it from the text "Step 5 & 6: Select Yes if the Trade has any Monetary and/or Non - Monetary value(s) associated".
- Is there any Non - Monetary Value Associated with the Trade?:** A question with "Yes" and "No" radio buttons. The "Yes" button is circled in yellow.

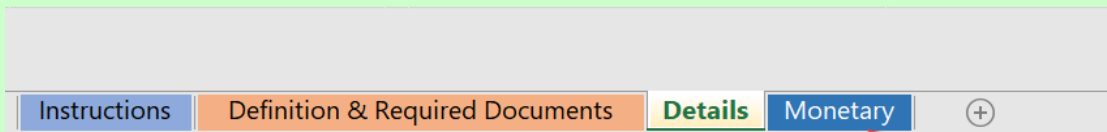
Other visible text includes "Base" in a yellow callout box and "Total un" on the right side of the form.

Step 5 & 6: Select Yes if the Trade has any Monetary and/or Non - Monetary value(s) associated

Once selected Yes for the associated Monetary and/or Non - Monetary trades, the Monetary and/or Non - Monetary value(s) associated with the Trade must be entered.

Selected Yes

The screenshot shows the same form as above, but with a yellow callout box labeled "Selected Yes" pointing to the "Yes" radio button for the question "Is there any Monetary Value Associated with the Trade?". The "Yes" radio button for the "Non - Monetary Value" question is also visible.



Generated Monetary Ta

C. Monetary

This worksheet is where users provide details to NHTSA pertaining to Monetary Value of the Trade. Below are the steps on how to fill the Monetary Tab in CAFE Credit Value Template.

Step 1: Enter the unadjusted

Total Unadjusted Monetary Credit Amount:

Cost:

Currency Exchange Date (mm/dd/yyyy):

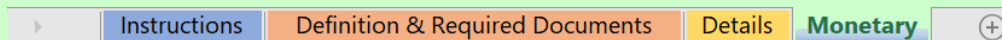
Step 2: Enter the Cost of Trade original currency purchase

Enter the Cost of the Tr

Cu

NOTE: Please Submit the Signed Documents Supporting Currency Amount Exchanged

Step 4: Enter the currency exchange



D. Non - Monetary

This worksheet is where users provide details to NHTSA pertaining to Monetary Value of the Trade.

This section is divided into 5 parts:

- A. Does the trade involve non - monetary exchange of credits between the manufacturers?
- B. Corporate Relationships and Controls
- C. Exchanged Technology
- D. Shared Technology
- E. Other Non-Monetary Factors

Each section has option to choose from "Yes" or "No". If selected "Yes" then the user is required to provide documents that are required to justify the Non - Monetary Trade.

User is required to explain in detail any Non - Monetary Trade in a separate attachment. User is also required describing non-monetary exchanges

Below are the steps on how to fill the Monetary Tab in CAFE Credit Value Template.

ation
Administration

Reporting Form
1621
and 49 CFR 536.7

; Expiration Date: xxxxxxxxxx

es the user with the worksheet name, location, data source, data type/format, data
d Required Documents worksheet is a guide that users can reference when

erated in NHTSA Credit Template).

ed on Selection, Manufacturer code
will auto Populate

date of submission of this form

e ID generated in the CAFE Credit Template (form 1475)

adjusted Credit Trade Amount:

0.00



4: Enter the Total Unadjusted Credit
e Amount from Monetary and Non -
Monetary Transactions

Auto - populate based on the
Monetary and Non - Monetary
credit amount entered in the
Monetary and Non - Monetary
tabs respectively.

Monetary tab(s) will pop out.

ab

e in the
ed

ade in US Dollar Currency:

Step 3: Enter the cost of trade in
USD after currency conversion

urrency Exchange Rate (\$):

Step 6: Select
the other
Currency
from the list

e date on which
ge was initiated

Step 5: Enter the exchange rate from
other currency to US currency on the
date currency exchange was initiated



the required information. The space provided in each section is to describe the
ed to submit all the copies of supporting documents such as signed documents

Worksheet	Data Field	Location
Details	Credit Buyer	D3
Details	DATE	D5
Details	Transaction ID (if applicable)*	D7
Details	Total Unadjusted Credit Trade Amount	H9
Details	Is there any Monetary Value Associated with the Trade?	E9
Details	Is there any Non - Monetary Value Associated with the Trade?	E11
Monetary	Total Unadjusted Monetary Credit Amount	D3
Monetary	Cost	D5
Monetary	Currency Exchange Date	D7
Monetary	Enter the Cost of the Trade in US Dollar Currency	H5
Monetary	Currency	J7
Monetary	Currency Exchange Rate (\$)	H7
Non - Monetary	Total Unadjusted Non-Monetary Credit Amount	F3
Non - Monetary	Does the trade involve non-monetary exchange of credits between the manufacturers	Row 5 : Row 12
Non - Monetary	Corporate Relationships and Controls	Row 14 : Row 53
Non - Monetary	Exchanged Technology	Row 55 : Row 66
Non - Monetary	Shared Technology	Row 68: Row 79
Non - Monetary	Other Non-Monetary Factors	Row 81 : Row 95

NOTE: Include copies of all documents involved and supporting the credit trades:

- Copies of signed documents with monetary terms
- Copies of signed documents describing non-monetary exchanges

United States
Department of Transportation
National Highway Traffic Safety Administration

NHTSA CAFE Credit Transfer Form
NHTSA Form 1000
49 CFR 536.8, 49 CFR 536.9

Version Number: 1.0; Last Revision: 08/2014

Source	Data Type
User - Selected	List
User - Entered	Date (mm/dd/yyyy)
User - Entered	Text
User - Entered	Number
User - Selected	Button
User - Selected	Button
User - Entered	Number
User - Entered	Number
User - Entered	Date (mm/dd/yyyy)
User - Entered	Number
User-Selected	List
User - Entered	Number
Auto-populated	Number
User-Entered	Text
User-Entered	Text
User-Entered	Text
User-Entered	Text
User-Entered	Text

United States
 Department of Transportation
 National Highway Traffic Safety Administration
 Trade Cost Reporting Form
 Form Number 1621
 49 CFR 561.36.5(c)(6), and 49 CFR 536.7
 08/31/2021; Expiration Date: xxxxxxxxxx



Paperwork Reduction Act Notice

The public reporting and recordkeeping burden for this collection of information is estimated to average 52 hours per response. Send comments on the Agency's collection of this information, the accuracy of the provided burden estimates, and any suggested methods for minimizing respondent burden, including through the use of automated collection techniques to the address below. Include the OMB control number in any correspondence, but do not send the completed documents.

Office of the Chief Information Officer
 Office of the Secretary
 1200 New Jersey Avenue, SE
 Washington, DC 20590

Data Definition / Description

- Provide the name of the manufacturer who is purchasing the credits in the trade being detailed by this spreadsheet
- Provide the date the trade was requested on
- Please copy auto-populated transaction ID from Form 1475, NHTSA CAFE Credit Template
- Total amount of credits traded
- Indicate if there was there an exchange of currency for the credits, if yes fill in the required information on the monetary tab
- Indicate if there were any exchanges of non-monetary value for the credits, if yes fill in the required information on the non-monetary tab
- Total amount of credits (unadjusted) that were purchased with currency, and were not a result of any additional non-monetary exchange
- Amount of currency exchanged for credits in D3, enter in whatever currency the trade was purchased in (before any conversion)
- Date that the currency involved in the trade was exchanged between manufacturers
- If trade was executed using non-US currency, please enter the value in US dollars based on the exchange rate on the date the trade was executed
- Choose the currency in which the trade was executed
- List the exchange rate from other currency to US currency on the date the trade was executed
- Total Value of Non-Monetary factors that contributed to the trade
- Indicate if the trade involves a non-monetary exchange of credits. If yes, please enter the amount of credits exchanged. If yes, please also describe and attach any supporting documents that outline this exchange
- Please indicate if any of the types of corporate relationship described apply to the manufacturers involved in the trade. If yes, please expand on the value of these non-monetary benefits and describe and attach any supporting documents
- Indicate if any technology was exchanged between the manufacturers involved in the trade. If so please estimate the credit value of this exchange. Describe in detail what technologies were exchanged and provide supporting documentation
- Indicate if any technology was shared between the manufacturers involved in the trade. If so please estimate the credit value of sharing the technology. Describe in detail what technologies were shared and provide supporting documentation
- Indicate if any there were any other non-monetary factors involved in the trade. If so please estimate the credit value of those non-monetary factors. Describe in detail what other non-monetary factors were involved in the trade and provide supporting documentation



Regulatory Citations

536.5 (c) (6)

536.5 (c) (6)



United States
Department of Transpo
National Highway Traffic Safety

NHTSA CAFE Credit Trade Cost
NHTSA Form Number
49 CFR 536.8, 49 CFR 536.5(c)(6),

Version Number: 1.0; Last Revision: 08/31/202

CREDIT BUYER:

(Select Manufacturer)

DATE (mm/dd/yyyy):

Transaction ID (if applicable)*:

Is there any Monetary Value Associated with the Trade?

Is there any Non - Monetary Value Associated with the Trade?

rtation
Administration

Reporting Form
1621
and 49 CFR 536.7

1; Expiration Date: xxxxxxxxxx

Total unadjusted Credit Trade Amount:

