


NATIONAL CREDIT UNION ADMINISTRATION
ALEXANDRIA, VA 22314-3428
OFFICIAL BUSINESS

Call Report Form 5300

Effective March 31, 2022 Until Superseded



DRAFT

TO THE BOARD OF DIRECTORS:

This booklet contains the Call Report, Form 5300. This form is effective March 31, 2022 until superseded. Please complete the Call Report using accounting and statistical information from your credit union's records as of the reporting cycle date. Instructions for completing the form are available for separate download on the NCUA website, www.ncua.gov. The NCUA website provides the quarterly filing date. In addition, credit union contacts of record receive quarterly email notifications of the cycle highlights.

If you have any non-technical questions, please contact your NCUA Regional Office or your state credit union supervisor, as appropriate. Please contact OneStop, the NCUA's IT Service Desk, by email at OneStop@ncua.gov or phone at 1-800-827-3255 with any technical questions.

REPORTING REQUIREMENTS

The Call Report contains two schedules and 9 sub-schedules. All credit unions must complete the Statement of Financial Condition (Pages 1 through 3) and the Statement of Income and Expense (Pages 4 and 5) every reporting period. Sub-schedules A through I require your input only as applicable.

The table below lists the sub-schedules and applicable reporting requirements for each sub-schedule.

SCHEDULE	REPORTING REQUIREMENT
A, Section 1 - Loans	Complete this schedule if your credit union has any loans.
A, Section 2 - Delinquent Loans	Complete this schedule if any outstanding loans are delinquent.
A, Section 3 - Charge-Offs/Recoveries	Complete this schedule if your credit union has any loan charge offs or recoveries.
A, Section 4 - Other Loan Information	Complete this schedule if your credit union has any loans to credit union officials, with interest rates that exceed 15%, purchased credit impaired loans, or purchased financial assets with credit deterioration.
A, Section 5 - Indirect Loans	Complete this schedule if your credit union has indirect loans outstanding.
A, Section 6 - Loans Purchased and Sold Under 701.22 and 701.23	Complete this schedule if your credit union has purchased or sold whole or partial loans.
A, Section 7 - 1- to 4-Family Residential Real Estate Loans/Leases	Complete this schedule if your credit union has 1- to 4-family residential real estate loans.
A, Section 8 - Commercial	Complete this schedule if your credit union has commercial loans.
B, Section 1 - Supplemental Information for Available-for-Sale or Held-to-Maturity Debt Securities	Complete this schedule if your credit union has any investments classified as available-for-sale or held-to-maturity.
B, Section 2 - Supplemental information for Trading Debt or Equity Securities	Complete this schedule if your credit union has investments classified as trading debt or equity securities.
B, Section 3 - Investment maturity distribution	Complete this schedule if your credit union has investments in time deposits or classified as available-for-sale, held-to-maturity, or trading.
B, Section 4 - Investment Memoranda	Complete this schedule if your credit union has non-conforming investments, brokered certificates of deposit, NCUA Guaranteed Note investments, realized investment gains/losses, other than temporary impairment, assets used to fund employee benefit or deferred compensation plans, or charitable donation accounts.
C, Sections 1 through 5 - Liquidity	Complete this schedule if your credit union has unfunded commitments, off-balance sheet exposures, contingent liabilities, or borrowing arrangements.
D, Shares and Supplemental Information	Complete this schedule if your credit union has shares.
E, Supplemental Information	Complete this schedule if your credit union has grants, employees, plans to add any new branches, international remittances, money services businesses, or credit union service organizations.
F, Derivatives	Complete this schedule if your credit union uses derivative contracts.
G, Prompt Corrective Action (PCA)	Complete this schedule if your credit union has completed a merger or acquisition that qualifies for business combination accounting, intends to use an optional total assets election to compute your net worth ratio, or has adopted Financial Accounting Standard Accounting Standards Codification Topic 326 - Financial Instruments - Credit Losses (CECL).
H, Reserved	Reserved
I, Risk Based Capital (RBC) Ratio Calculation	Complete this schedule if your quarter-end assets exceed \$500,000,000.

INSTRUCTIONS FOR CORRECTING A SUBMITTED CALL REPORT

If a previously submitted Call Report contains errors, inaccurate information, or omissions, you must correct and resubmit. Instructions for correcting and resubmitting Call Reports in CUOnline can be found in the

[Credit Union Online Instruction Guide For Natural Person Credit Unions](#)

NCUA 5300

Effective March 31, 2022

Previous Editions Are Obsolete

Credit Union Name: _____

DRAFT

Federal Charter/Certificate Number: _____

CERTIFICATION OF NCUA 5300 CALL REPORT AS OF: _____

By signing below, I hereby certify the information being submitted is complete and accurate to the best of my knowledge and has been certified by the person below. If submitted information is not accurate, I understand I am required to submit a corrected Call Report upon notification or the discovery of a need for correction. I understand false entries and reports or statements, including material omissions, with intent to injure or defraud the credit union, the National Credit Union Administration, its examiners, or other individuals or companies is punishable under 18 U.S.C. 1006.

Certifying Official:

Last Name: _____
Please Print

First Name: _____
Please Print

Last Name: _____
(Signature)

First Name: _____
(Signature)

Date: _____

Validation Date: _____

The instructions to prepare this form meet the requirement to provide guidance to small credit unions under Section 212 of the Small Business Regulatory Enforcement Fairness Act of 1996.

Paperwork Reduction Act Statement

The estimated average public reporting burden associated with this information collection is 4 hours per response. Comments concerning the accuracy of this burden estimate and or any other aspect of this information collection, including suggestions for reducing this burden should be addressed to the:

National Credit Union Administration
Office of General Counsel
Attn: PRA Clearance Officer
1775 Duke Street
Alexandria, VA 22314-3428

An agency may not conduct or sponsor, and a person is not required to respond to, an information collection unless it displays a valid OMB control number.

**NATIONAL CREDIT UNION ADMINISTRATION
CALL REPORT FORM 5300****Financial Statements**

Statement of Financial
Condition - Assets
Page 1Statement of Financial
Condition - Assets
Page 2Statement of Financial
Condition - Liabilities &
Equity Page 3Statement of Income
and Expense
Page 4Statement of Income
and Expense
Page 5**Cash and Investment Information**

Available-for-Sale and
Held-to-Maturity Debt
Securities Page 13Trading Debt and Equity
Securities
Page 14Investment Maturity
Distribution
Page 15Investments -
Memoranda
Page 16**Loan Information**

Loans
Page 6Delinquent Loans
Page 7Loan Charge Offs and
Recoveries
Page 8Loans -
Supplemental Information
Page 9Indirect Loans
Page 101-4 Family Residential
Property Loans
Page 11Commercial Loans
Page 12Loans Purchased
and Sold
Page 10**Other Schedules**

Bank Secrecy Act
Page 20Credit Union Service
Organizations (CUSO)
Page 20Derivatives
Page 21Liquidity -
Off Balance Sheet
Page 17Liquidity -
Borrowing
Page 18Net Worth Calculation
Page 22Risk Based Capital Ratio
Page 24Shares -
Supplemental
Page 19Supplemental Information
Page 20

STATEMENT OF FINANCIAL CONDITION AS OF: _____

This page must be completed by all credit unions.

[Back to Navigation](#)**ASSETS**

Have you early adopted ASC Topic 326: Financial Instruments - Credit Losses (CECL)? Select yes or no.

AS0010

NOTE - Review the Call Report Instructions carefully if you have early adopted ASC Topic 326: Financial Instruments - Credit Losses (CECL).

CASH AND DEPOSITS: If your credit union reports an amount in Account AS0007 or AS0008 below, complete Schedule B, Section 3, Investments - Maturity Distribution.

			Amount	Account
1. Cash on Hand	a.	Coin and Currency		AS0004
	b.	Cash Items in Process of Collection		AS0005
	c.	Total Cash on Hand		730A
2. Cash on Deposit (Amounts Deposited in Financial Institutions)	a.	Cash on Deposit in Corporate Credit Unions		730B1
	b.	Cash on Deposit in the Federal Reserve Bank		AS0003
	c.	Cash on Deposit in Other Financial Institutions		730B2
	d.	Total Cash on Deposit (Amounts Deposited in Financial Institutions)		730B
3.	Time deposits in commercial banks, S&Ls, savings banks, natural person credit unions, or corporate credit unions			AS0007
4.	All other deposits			AS0008
5.	TOTAL CASH AND OTHER DEPOSITS (Sum of Accounts 730A, 730B, AS0007, and AS0008)			AS0009

INVESTMENT SECURITIES: If your credit union reports amounts below, complete Schedule B, Sections 1 through 4, as applicable.

			Amount	Account
6.	Equity Securities			AS0055
7.	Trading Debt Securities			AS0061
8.	Available-for-Sale Debt Securities			AS0067
9.	Held-to-Maturity Debt Securities ¹			AS0073
Enter an amount in Account AS0041 if you have early adopted ASC Topic 326: Financial Instruments - Credit Losses (CECL), as applicable.				
10.	Allowance for Credit Losses on Investment Securities			AS0041
11.	TOTAL INVESTMENT SECURITIES (Sum of Accounts AS0055, AS0061, AS0067, and AS0073 less AS0041)			AS0013

OTHER INVESTMENTS: If your credit union reports amounts below, complete Schedule B, Section 3.

			Amount	Account
12. Other Investments	a.	Nonperpetual Capital Account		769A
	b.	Perpetual Contributed Capital		769B
	c.	All other investments		AS0016
13.	TOTAL OTHER INVESTMENTS (Sum of Accounts 769A, 769B, and AS0016)			AS0017

¹ Also complete line 10 (Account AS0041) if you have early adopted ASC Topic 326: Financial Instruments - Credit Losses (CECL).

STATEMENT OF FINANCIAL CONDITION AS OF: _____

This page must be completed by all credit unions.[Back to Navigation Page](#)**ASSETS -- CONTINUED****LOANS HELD FOR SALE:**

	Amount	Account
14. Loans Held for Sale		003

LOANS AND LEASES: If your credit union reports an amount in Account 025B, complete Schedule A, Sections 1 through 9, as applicable.

	Number of Loans	Account	Amount	Account
15. TOTAL LOANS & LEASES		025A		025B
16. Less: Allowance for Loan & Lease Losses - Skip to Line 17 if you have early adopted ASC Topic 326: Financial Instruments - Credit Losses (CECL).				719
17. Less: Allowance for Credit Losses on Loans & Leases - Enter an amount if you have early adopted ASC Topic 326: Financial Instruments - Credit Losses (CECL)				AS0048

OTHER ASSETS:

		Amount	Account
18. Foreclosed and Repossessed Assets	a.	Commercial	AS0022
	b.	Consumer Real Estate	AS0023
	c.	Consumer Vehicle	AS0024
	d.	Consumer Other	AS0025
	e.	Total Foreclosed and Repossessed Assets	798A
19. Land and Building			007
20. Other Fixed Assets			008
21. NCUA Share Insurance Capitalization Deposit			794
22. Other Assets	a.	Goodwill	009D2
	b.	Mortgage servicing assets	779
	c.	Other Intangible Assets	AS0032
	d.	Accrued Interest on Loans & Leases	009A
	e.	Accrued Interest on Investments	009B
	f.	All Other Assets	009C
	g.	Total Other Assets	AS0036
23. TOTAL ASSETS (Sum of Accounts AS0009, AS0013, AS0017, 003, 025B less 719 and AS0048, 798A, 007, 008, 794 and AS0036)			010

Must equal Account 014 on Page 3

STATEMENT OF FINANCIAL CONDITION AS OF: _____

This page must be completed by all credit unions.[Back to Navigation Page](#)**LIABILITIES:**


	Amount	Account
1. Accounts Payable, Accrued Interest on Borrowings , and Other Liabilities		825
2. Accrued Dividends & Interest Payable on Shares & Deposits		820A
Enter an amount in Account LI0003 if you have early adopted ASC Topic 326: Financial Instruments - Credit Losses (CECL), as applicable.		
3. Allowance for Credit Losses on Off-Balance Sheet Credit Exposures		LI0003
4. Borrowings - If your credit union reports borrowings, complete Schedule C, Sections 4 and 5		860C

SHARES/DEPOSITS: All credit unions must complete Schedule D

	Amount	Account
5. Member Shares of All Types		013
6. Nonmember Deposits		880
7. Total Shares and Deposits (Sum of Accounts 013 and 880)		018
8. TOTAL LIABILITIES (Sum of Account 825, 820A, LI0003, 860C, and 018.)		LI0069

EQUITY:

	Amount	Account
9. Undivided Earnings		940
10. Other Reserves (Appropriations of Undivided Earnings)		658
11. Appropriation for Non-Conforming Investments (State Credit Unions ONLY)		668
12. Equity acquired in merger		658A
13. Accumulated Unrealized Net Gains (Losses) on Cash Flow Hedges		945A
14. Accumulated Unrealized Losses for OTTI (Due to Other Factors) on Held to Maturity Debt Securities - Skip this line if you have early adopted ASC Topic 326 Financial Instruments - Credit Losses (CECL)		945C
15. Accumulated Unrealized Gains (Losses) on Available for Sale Debt Securities		EQ0009
16. Other Comprehensive Income (not already included in Account EQ0009, 945A or 945C)		945B
17. Net Income (unless this amount is already included in Retained Earnings)		602
18. TOTAL LIABILITIES, SHARES, AND EQUITY (Sum of Accounts LI0069, 940, 658, 668, 658A, 945A, 945B, 945C, EQ0009, and 602)		014



Must equal Account 010 on Page 2

E - Equity section moved from Sep 2021, page 4.

STATEMENT OF INCOME AND EXPENSE

This page must be completed by all credit unions.

[Back to Navigation Page](#)

REPORT YEAR-TO-DATE AMOUNTS

INTEREST INCOME YEAR-TO-DATE		Amount	Account
1. Interest on Loans and Leases (Excluding interest refunds)			110
2. (Less) Interest Refunded			119
3. Income from Investments (Includes Interest and Dividends, exclude changes in fair value and realized gains/losses from Equity and Trading Debt Securities)			120
4. Other Interest Income			IS0005
5. TOTAL INTEREST INCOME (Account 110 less Account 119 plus Account 120 and IS0005)			115
INTEREST EXPENSE YEAR-TO-DATE			
6. Dividends on Shares (Includes dividends earned during current period)			380
7. Interest on Deposits (Total interest expense for deposit accounts) (State Credit Union ONLY)			381
8. Interest on Borrowed Money			340
9. TOTAL INTEREST EXPENSE (Sum of Accounts 380, 381 and 340)			350
10. NET INTEREST INCOME AFTER PROVISION FOR LOAN AND LEASE LOSSES OR CREDIT LOSS EXPENSE (Account 115 less Account 350 less Account 300)			IS0010
11. Provision for Loan & Lease Losses - Skip to Line 11 if you have early adopted ASC Topic 326: Financial Instruments - Credit Losses (CECL)			300
Complete Item 12 and Items 18 and 19 on page 22 if you have early adopted ASC Topic 326: Financial Instruments - Credit Losses (CECL)			
12. Credit Loss Expense	a. Loans & Leases		IS0011
	b. AFS Debt Securities		IS0012
	c. HTM Debt Securities		IS0013
	d. Off-Balance Sheet Credit Exposures		IS0016
	e. Total Credit Loss Expense		IS0017

G

[Continue to page 5](#)

G - All items moved from Sep 2021, page 5.

STATEMENT OF INCOME AND EXPENSE*This page must be completed by all credit unions.*[Back to Navigation Page](#)**REPORT YEAR-TO-DATE AMOUNTS**

NON-INTEREST INCOME YEAR-TO-DATE	Amount	Account
13. Fee Income		131
14. Other Income (Includes unconsolidated CUSO Income)		IS0020
15. Gain (Loss) on Equity and Trading Debt Securities (includes changes in fair value and realized gains/losses from Equity and Trading Debt securities) Complete Schedule B, Section 4.		IS0046
16. Gain (Loss) on all other Investments or other Hedged items (not Equity or Trading Debt Securities and including amounts reported on Schedule B, Section 4 in Accounts 420C and IS0026)		IS0047
17. Gain (Loss) on Derivatives		421
18. Gain (Loss) on Disposition of Fixed Assets		430
19. Gain (Loss) on Sales of Loans and Leases		IS0029
20. Gain (Loss) on Sales of Other Real Estate Owned		IS0030
21. Gain from Bargain Purchase (Merger)		431
22. Other Non-interest Income		440
23. TOTAL NON-INTEREST INCOME (Sum of Accounts 131, IS0020, IS0046, IS0047, 421, 430, IS0029, IS0030, 431, and 440)		117
NON-INTEREST EXPENSE YEAR-TO-DATE		
24. Employee Compensation and Benefits		210
25. Travel and Conference Expense		230
26. Office Occupancy Expense		250
27. Office Operations Expense		260
28. Educational and Promotional Expenses		270
29. Loan Servicing Expense		280
30. Professional and Outside Services		290
31. Member Insurance Expense		310
32. Operating Fees (Examination and/or supervision fees)		320
33. Miscellaneous Non-Interest Expense		360
34. TOTAL NON-INTEREST EXPENSE (Sum of Accounts 210, 230, 250, 260, 270, 280, 290, 310, 320 and 360)		671
NET INCOME (LOSS) YEAR-TO-DATE		
35. NET INCOME (LOSS) (Account IS0010 less 300 and IS0017 plus Account 117 less Account 671)		661A

**SCHEDULE A
LOANS, SUPPLEMENTAL INFORMATION AS OF: _____**

[Back to Navigation Page](#)

SECTION 1 - LOANS AND LEASES

Report the **interest income**, number and amount of credit union loans on items 1 through 13 below. The Number (Account Code 025A1) and Amount (Account Code 025B1) reported on item 14 should equal the Number (Account Code 025A) and Amount (Account Code 025B) reported on page 2, item 15. Report **participation whole or partial loans** (loans purchased by the credit union) or indirect loans in the appropriate category within this section. Complete **Schedule A, Sections 3 through 9**, as necessary.

Non-Commercial Loans/Lines of Credit	Interest Income YTD	Account	Number of Loans	Account	Amount	Account
1. Unsecured Credit Card Loans		LN0001		993		396
2. Payday Alternative Loans (PAL loans) (Federal CU Only)		LN0002		994A		397A
3. Non-Federally Guaranteed Student Loans		LN0003		963A		698A
4. All Other Unsecured Loans/Lines of Credit		LN0004		994		397
5. New Vehicle Loans		LN0005		958		385
6. Used Vehicle Loans		LN0006		968		370
7. Leases Receivable		LN0007		954		002
8. All Other Secured Non-Real Estate Loans/Lines of Credit		LN0008		963C		698C
9. 1-4 Family Residential Property Loans/Lines of Credit Secured by 1st Lien		LN0009		959A		703A
10. 1-4 Family Residential Property Loans/Lines of Credit Secured by Junior Lien		LN0010		960A		386A
11. All Other (Non-Commercial) Real Estate Loans/Lines of Credit		LN0011		960B		386B
Commercial Loans/Lines of Credit						
12. Commercial Loans/Lines of Credit Real Estate Secured		LN0012		900K4		718A5
13. Commercial Loans/Lines of Credit Not Real Estate Secured		LN0013		900P		400P
14. TOTAL INTEREST INCOME AND LOANS AND LEASES (Sum of items 1-13.)		LN0014		025A1		025B1

LOANS GRANTED	Number	Account	Amount	Account
15. Loans Granted Year-to-Date		031A		031B
a. Payday Alternative Loans (PALs I and PALs II) Granted Year-to-Date (also include amount in item 15) (Federal credit union ONLY)		031C		031D

GOVERNMENT GUARANTEED LOANS	Number	Account	Outstanding Balance	Account	Guaranteed Portion	Account
16. Non-Commercial Loans (included in page 6, lines 1 - 11)	a. 1. Small Business Administration	LN0050		LN0051		LN0052
	2. Paycheck Protection Program (PPP) Loans (Included in 16.a.1.)	LN0056		LN0057		
	b. Other Government Guaranteed	LN0053		LN0054		LN0055
17. Commercial Loans (included in page 6, lines 12 and 13)	a. Small Business Administration Commercial Loans	691B1		691C1		691C2
	b. Other Government Guaranteed Commercial Loans	691P		691P1		691P2

ELIGIBLE LOAN MODIFICATIONS UNDER THE 2020 CARES ACT	Number	Acct	Amount	Acct
Complete this section if the credit union has modified loans consistent with Section 4013 of the CARES Act. For the loans reported in Account 025B, report the number and amount of loans modified consistent with the CARES Act. Refer to the Call Report instructions for guidance on reporting delinquency.				
18. Eligible loan modifications under the 2020 CARES Act [Section 4013]		CV0001		CV0002

**SCHEDULE A
LOANS, SUPPLEMENTAL INFORMATION AS OF: _____**

[Back to Navigation Page](#)

SECTION 2 - DELINQUENT LOANS & LEASES			Dollar Amount of Reportable Delinquency								Total Amount of Reportable Delinquent Loans	Account	Total Number of Reportable Delinquent Loans	Account	
	30 - 59 days	Account	60 - 89 days	Account	90 - 179 days	Account	180 - 359 days	Account	>=360 days	Account					
Non-Commercial Loans/Lines of Credit															
1. Unsecured Credit Card Loans		024B		DL0002		026B		027B		028B		045B		045A	
2. Payday Alternative Loans (PAL loans) (FCU Only)		089B		DL0009		127B		128B		129B		130B		130A	
3. Non-Federally Guaranteed Student Loans		020T		DL0016		021T		022T		023T		041T		053E	
4. All Other Unsecured Loans/Lines of Credit		DL0022		DL0023		DL0024	K	DL0025		DL0026		DL0027		DL0028	
5. New Vehicle Loans		020C1		DL0030		021C1		DL0025		022C1		023C1		041C1	035E1
6. Used Vehicle Loans		020C2		DL0037		021C2		DL0025		022C2		023C2		041C2	035E2
7. Leases Receivable		020D		DL0044		021D		022D		023D		041D		034E	
8. All Other Secured Non-Real Estate Loans/Lines of Credit		DL0050		DL0051		DL0052		DL0053		DL0054		DL0055		DL0056	
9. 1-4 Family Residential Property Loans/Lines of Credit Secured by 1st Lien		DL0057		DL0058		DL0059		DL0060		DL0061		DL0062		DL0063	
10. 1-4 Family Residential Property Loans/Lines of Credit Secured by Junior Lien		DL0064		DL0065		DL0066		DL0067		DL0068		DL0069		DL0070	
11. All Other (Non-Commercial) Real Estate Loans/Lines of Credit		DL0071		DL0072		DL0073		DL0074		DL0075		DL0076		DL0077	
Commercial Loans/Lines of Credit															
12. Construction and Development Loans		DL0078		DL0079		DL0080		DL0081		DL0082		DL0083		DL0084	
13. Secured by Farmland		DL0085		DL0086		DL0087		DL0088		DL0089		DL0090		DL0091	
14. Secured by Multifamily		DL0092		DL0093		DL0094		DL0095		DL0096		DL0097		DL0098	
15. Secured by Owner Occupied, Non-Farm, Non-Residential Property		DL0099		DL0100		DL0101		DL0102		DL0103		DL0104		DL0105	
16. Secured by Non-Owner Occupied, Non-Farm, Non-Residential Property		DL0106		DL0107		DL0108		DL0109		DL0110		DL0111		DL0112	
17. Loans to finance agricultural production and other loans to farmers		DL0113		DL0114		DL0115		DL0116		DL0117		DL0118		DL0119	
18. Commercial and Industrial Loans		DL0120		DL0147		DL0122		DL0123		DL0124		DL0125		DL0126	
19. Unsecured Commercial Loans		DL0127		DL0128		DL0129		DL0130		DL0131		DL0132		DL0133	
20. Unsecured Revolving Lines of Credit for Commercial		DL0134		DL0135		DL0136		DL0137		DL0138		DL0139		DL0140	
21. TOTAL DELINQUENT LOANS AND LEASES		020B		DL0141		021B		022B		023B		041B		041A	

K - Delinquency schedule moved from Sep 2021, page 8.

SCHEDULE A

LOANS, SUPPLEMENTAL INFORMATION AS OF: _____

[Back to Navigation Page](#)

SECTION 2 - DELINQUENT LOANS & LEASES (continued)

			Amount	Account
22. Amount of reportable delinquency included in Total Delinquent Loans and Leases (Account 041B) that relates to:	a.	Participation Loans Purchased Under 701.22 (Account 691L)		DL0142
	b.	Indirect Loans (Account 618A)		041E
	c.	Whole or Partial Loans Purchased Under 701.23		DL0144
23. Amount of Consumer Loans in Non-Accrual Status				DL0145
24. Amount of Commercial Loans in Non-Accrual Status				DL0146
25. Total outstanding balances of loans affected by bankruptcy claims				971
			Number	Account
26. Total outstanding Troubled Debt Restructured loans				1000F
			Amount	Account
				1001F

SECTION 3 - LOAN CHARGE OFFS AND RECOVERIES

LOAN LOSS INFORMATION	YTD Charge Offs	Account	YTD Recoveries	Account
Non-Commercial Loans/Lines of Credit				
1. Unsecured Credit Card Loans		680		681
2. Payday Alternative Loans (PAL loans) (Federal CU Only)		136		137
3. Non-Federally Guaranteed Student Loans		550T		551T
4. All Other Unsecured Loans/Lines of Credit		CH0007		CH0008
5. New Vehicle Loans		550C1		551C1
6. Used Vehicle Loans		550C2		551C2
7. Leases Receivable		550D		551D
8. All Other Secured Non-Real Estate Loans/Lines of Credit		CH0015		CH0016
9. 1- to 4-Family Residential Property Loans/Lines of Credit Secured by 1st Lien		CH0017		CH0018
10. 1- to 4-Family Residential Property Loans/Lines of Credit Secured by Junior Lien		CH0019		CH0020
11. All Other (Non-Commercial) Real Estate Loans/Lines of Credit		CH0021		CH0022
Commercial Loans/Lines of Credit				
12. Construction and Development Loans		CH0023		CH0024
13. Secured by Farmland		CH0025		CH0026
14. Secured by Multifamily		CH0027		CH0028
15. Secured by Owner Occupied, Non-Farm, Non-Residential Property		CH0029		CH0030
16. Secured by Non-Owner Occupied, Non-Farm, Non-Residential Property		CH0031		CH0032
17. Loans to finance agricultural production and other loans to farmers		CH0033		CH0034
18. Commercial and Industrial Loans		CH0035		CH0036
19. Unsecured Commercial Loans		CH0037		CH0038
20. Unsecured Revolving Lines of Credit for Commercial Purposes		CH0039		CH0040
21. Total Charge Offs and Recoveries (Sum of items 1 - 20)		550		551
22. Of the Total Charge Offs and Recoveries reported in Accounts 550 and 551, report the charge offs and recoveries related to:	a.	Participation Loans Purchased Under 701.22 (Account 691L)	550F	551F
	b.	Indirect Loans (Account 618A)	550E	551E
	c.	Whole or Partial Loans Purchased Under 701.23	CH0047	CH0048

L - Loan Loss Schedule moved from Sep 2021, page 10.

**SCHEDULE A
LOANS, SUPPLEMENTAL INFORMATION AS OF: _____**

[Back to Navigation Page](#)

SECTION 4 - OTHER LOAN INFORMATION

LOANS TO CREDIT UNION OFFICIALS	Number	Account	Amount	Account
1. Loans outstanding to credit union officials and senior executive staff		995		956

FEDERAL CREDIT UNION INTEREST RATE CEILING REPORT		Amount	Account
2. Federal Credit Union Interest Rate Ceiling	a. Dollar amount of loans with interest rates that exceed 15%		567
	b. Aggregate weighted average interest rate for the loans with interest rates that exceed 15% (Federal Credit Unions Only)		568

PURCHASED CREDIT IMPAIRED LOANS (PCILs) - Complete this section if the credit union has any PCILs and HAS NOT adopted CECL.
 Complete this section if the credit union has any PCILs and HAS NOT adopted CECL.
 Report purchased impaired loans, whether obtained through merger or other purchase. Refer to FASB Accounting Standards Codification 310-30.

	Contractual Balance Outstanding	Account	Recorded Investment Reported as Loans in Account 025B	Account
3. Total PCILs Outstanding		PC0001		PC0002

R

Complete this section if the credit union has early adopted ASC Topic 326: Financial Instruments - Credit Losses (CECL)
PURCHASED FINANCIAL ASSETS WITH CREDIT DETERIORATION (PCD) - Complete this section for PCD assets acquired during the current reporting period (quarter).
 Report financial assets purchased with credit deterioration, whether obtained through merger or other purchase. Refer to FASB Accounting Standards Codification 326.

	Purchase Price	Account	Acquirer's ACL at Acquisition Date	Account	Non-Credit Discount or Premium attributable to other factors	Account	Par Value	Account
4. Total PCD Loans Outstanding		PC0003		PC0004		PC0005		PC0006
5. Total PCD Debt Securities		PC0007		PC0008		PC0009		PC0010

R - PCILs and PCD moved from Sep 2021, page 17.

**SCHEDULE A
LOANS, SUPPLEMENTAL INFORMATION AS OF: _____**

[Back to Navigation Page](#)

SECTION 5 - INDIRECT LOANS

Complete this section if the credit union has any indirect loans outstanding. Report all indirect loans reported on page 6 regardless of acquisition method. Indirect loan participations must also be reported in Schedule A, Section 6.

	Number	Account	Amount	Account
1. New and Used Vehicle Loans		IN0001		IN0002
2. First Lien and Junior Lien Residential Loans		IN0003		IN0004
3. Commercial Loans		IN0005		IN0006
4. All Other Loans		IN0007		IN0008
5. TOTAL OUTSTANDING INDIRECT LOANS (Sum of each column)		617A		618A

SECTION 6 - LOANS PURCHASED AND SOLD UNDER 701.22 AND 701.23

LOANS PURCHASED	Year-to-date				Outstanding			
	Number	Account	Amount	Account	Number	Account	Amount	Account
1. Loans Purchased from Other Financial Institutions		SL0014		SL0015		SL0018		SL0019
2. Loans Purchased from Other Sources		SL0012		SL0013		SL0020		SL0021

LOANS SOLD	Year-to-date				Outstanding			
	Number	Account	Amount	Account	Number	Account	Amount	Account
3. Loans Sold, Year-to-date		SL0022		SL0023				
4. First mortgage loans sold on the secondary market-YTD		SL0024		736				
5. Loans Transferred with Limited Recourse Qualifying for Sales Accounting		SL0026		819				
6. Real Estate Loans Sold with Servicing Retained		SL0028		SL0029		SL0030		779A
7. All Other Loans Sold with Servicing Retained		SL0032		SL0033		SL0034		SL0035

LOAN PARTICIPATIONS	Participations Purchased				Participations Sold			
	Outstanding Balance	Account	Amount Purchased Year-To-Date	Account	Retained Balance Outstanding	Account	Amount Sold Year-To-Date	Account
8. Vehicle - Non-commercial		SL0036		SL0037		SL0038		SL0039
9. Non-Federally Guaranteed Student Loans		691L7		SL0041		691N7		SL0043
10. 1- to 4-Family Residential Property		691L2		SL0045		691N2		SL0047
11. Commercial Loans excluding Construction & Development		691L8		SL0049		691N8		SL0051
12. Commercial Construction & Development		691L9		SL0053		691N9		SL0055
13. All Other		SL0056		SL0057		SL0058		SL0059
14. TOTAL (Sum of each column)		691L		690		691N		691

P

P - Loans purchased and sold and Participations moved from Sep 2021, page 15.

**SCHEDULE A
LOANS, SUPPLEMENTAL INFORMATION AS OF: _____**

[Back to Navigation Page](#)

SECTION 7 - 1- to 4-FAMILY RESIDENTIAL PROPERTY AND ALL OTHER CONSUMER REAL ESTATE LOANS AND LINES OF CREDIT (NON-COMMERCIAL)

1- to 4-FAMILY RESIDENTIAL PROPERTY LOANS/LINES OF CREDIT SECURED BY 1ST LIEN		No. of Loans Outstanding	Account	Amt of Loans Outstanding	Account	Amount Granted Year-To-Date	Account
1. Fixed Rate	a. > 15 Years		RL0001		RL0002		RL0003
	b. 15 Years or less		RL0004		RL0005		RL0006
2. Balloon/Hybrid	a. > 5 Years		RL0007		RL0008		RL0009
	b. 5 Years or less		RL0010		RL0011		RL0012
3. Adjustable Rate			RL0013		RL0014		RL0015
4. Total 1- to 4-family residential property loans/lines of credit secured by 1st lien (Sum of each column)					RL0016		RL0017

Must equal Account 703A on Schedule A, Section 1

1- to 4-FAMILY RESIDENTIAL PROPERTY LOANS/LINES OF CREDIT SECURED BY JUNIOR LIEN

5. Closed-End	a. Fixed Rate		RL0018		RL0019		RL0020
	b. Adjustable Rate		RL0021		RL0022		RL0023
6. Open-End	a. Fixed Rate		RL0024		RL0025		RL0026
	b. Adjustable Rate		RL0027		RL0028		RL0029
7. Total 1- to 4-family residential property loans/lines of credit secured by junior lien (Sum of each column)					RL0030		RL0031

Must equal Account 386A on Schedule A, Section 1

ALL OTHER (NON-COMMERCIAL) REAL ESTATE

8. Closed-End	a. Fixed Rate		RL0032		RL0033		RL0034
	b. Adjustable Rate		RL0035		RL0036		RL0037
9. Open-End	a. Fixed Rate		RL0038		RL0039		RL0040
	b. Adjustable Rate		RL0041		RL0042		RL0043
10. Total All Other (Non-Commercial) Real Estate Loans/Lines of Credit (Sum of each column)					RL0044		RL0045

Must equal Account 386B on Schedule A, Section 1

11. TOTAL 1- to 4-FAMILY RESIDENTIAL PROPERTY AND ALL OTHER CONSUMER REAL ESTATE LOANS/LINES OF CREDIT		RL0046		RL0047		RL0048
---	--	--------	--	--------	--	--------

ADDITIONAL 1- to 4-FAMILY RESIDENTIAL PROPERTY AND ALL OTHER REAL ESTATE LOAN INFORMATION (NON-COMMERCIAL)

	Amount	Account
12. Balance Outstanding of 1- to 4-Family Residential Construction Loans		704A2
13. Amount of real estate loans reported in Account RL0047 above that contractually refinance, reprice or mature within the next 5 years		RL0050

	No. of Loans Outstanding	Account	Amt of Loans Outstanding	Account	Amount Granted Year-To-Date	Acct Code
14. Interest Only & Payment Option 1- to 4-Family Residential Property Loans Secured by a 1st Lien		704C2		704C1		704C3

**SCHEDULE A
LOANS, SUPPLEMENTAL INFORMATION AS OF: _____**

[Back to Navigation Page](#)

SECTION 8 - COMMERCIAL LENDING

Complete this section if the credit union has outstanding commercial loans or has sold commercial loans year-to-date.

Commercial Loans

No. of Loans	Account	Outstanding Balance	Account	No. of Loans Granted or Purchased Year-To-Date	Account	Amount Granted or Purchased Year-To-Date	Account
--------------	---------	---------------------	---------	--	---------	--	---------

1. Commercial Loans to Members

a.	Construction and Development Loans		143A3		143B3		143C3		143D3
b.	Secured by Farmland		961A5		042A5		099A5		463A5
c.	Secured by Multifamily		900M		400M		090M		475M
d.	Secured by Owner Occupied, Non-Farm, Non-Residential Property		900H2		400H2		090H2		475H2
e.	Secured by Non-Owner Occupied, Non-Farm, Non-Residential Property		900J2		400J2		090J2		475J2
f.	TOTAL COMMERCIAL REAL ESTATE SECURED (Sum of each column)		900K2		718A3		090K2		475K2
g.	Loans to finance agricultural production and other loans to farmers		961A6		042A6		099A6		463A6
h.	Commercial and Industrial Loans		900L2		400L2		090L2		475L2
i.	Unsecured Commercial Loans		900C5		400C5		090C5		475C5
j.	Unsecured Revolving Lines of Credit for Commercial Purposes		900C6		400C6		090C6		475C6
k.	TOTAL COMMERCIAL LOANS TO MEMBERS (Sum of each column)		900A1		400A1		090A1		475A1

2. Purchased commercial loans or participation interests to nonmembers

a.	Construction and Development Loans		143A4		143B4		143C4		143D4
b.	Secured by Farmland		961A7		042A7		099A7		463A7
c.	Secured by Multifamily		900M1		400M1		090M1		475M1
d.	Secured by Owner Occupied, Non-Farm, Non-Residential Property		900H3		400H3		090H3		475H3
e.	Secured by Non-Owner Occupied, Non-Farm, Non-Residential Property		900J3		400J3		090J3		475J3
f.	TOTAL COMMERCIAL REAL ESTATE SECURED (Sum of each column)		900K3		718A4		090K3		475K3
g.	Loans to finance agricultural production and other loans to farmers		961A8		042A8		099A8		463A8
h.	Commercial and Industrial Loans		900L3		400L3		090L3		475L3
i.	Unsecured Commercial Loans		900C7		400C7		090C7		475C7
j.	Unsecured Revolving Lines of Credit for Commercial Purposes		900C8		400C8		090C8		475C8
k.	TOTAL COMMERCIAL LOANS TO NONMEMBERS (Sum of each column)		900B1		400B1		090B1		475B1
TOTAL COMMERCIAL LOANS (Sum of Accounts 900A1 and 900B1 and Sum of Accounts 400A1 and 400B1)			900T1		400T1				

MISCELLANEOUS COMMERCIAL LOAN INFORMATION

	Number	Account	Amount	Account
3. Outstanding Agricultural Related Loans (Sum of Accounts 961A5, 961A6, 961A7, and 961A8; sum Accounts 042A5, 042A6, 042A7, and 042A8)		961A9		042A9
4. Amount of real estate loans included above in Accounts 718A3 and 718A4 that contractually refinance, reprice or mature within the next 5 years				CM0099
5. Outstanding commercial participations sold but retained servicing (including unfunded commitments)		1061A		1061
6. Outstanding commercial loans sold but retained servicing (including unfunded commitments)		1062A		1062
7. Year-to-Date commercial loans/participations sold but did not retain servicing (including unfunded commitments)		1063A		1063

REGULATORY REPORTING - PART 723 - MEMBER BUSINESS LOANS - Complete this section if the credit union has outstanding member business loans.

	Amount	Account
8. TOTAL MEMBER BUSINESS LOANS - Net Member Business Loan Balance		400A

Q - Commercial loan schedule moved from Sep 2021, page 16.

SCHEDULE B

INVESTMENTS, SUPPLEMENTAL INFORMATION AS OF: _____

[Back to Navigation Page](#)

SECTION 1 - HELD-TO-MATURITY and AVAILABLE-FOR-SALE DEBT SECURITIES - Complete this schedule if amounts are reported in Accounts AS0067 or AS0073 on page 1.

	Held-to-maturity debt securities				Available-for-sale debt securities			
	Amortized Cost (A)	Account	Fair Value (B)	Account	Amortized Cost (C)	Account	Fair Value (D)	Account
1. US Government Obligations		NV0001		NV0002		NV0003		NV0004
2. Federal Agency Securities - Guaranteed	a. Agency/GSE Debt Instruments - Guaranteed	NV0013		NV0014		NV0015		NV0016
	b. Agency/GSE Non-Debenture Instruments - Guaranteed		NV0017		NV0018		NV0019	NV0020
	c. TOTAL FEDERAL AGENCY SECURITIES - GUARANTEED		NV0021		NV0022		NV0023	NV0024
3. Federal Agency Securities - Non-Guaranteed	a. Agency/GSE Debt Instruments - Non-Guaranteed		NV0025		NV0026		NV0027	NV0028
	b. Agency/GSE Non-Debenture Instruments - Non-Guaranteed		NV0029		NV0030		NV0031	NV0032
	c. TOTAL FEDERAL AGENCY SECURITIES - NON-GUARANTEED		NV0033		NV0034		NV0035	NV0036
4. Non-Federal Agency Asset-Backed Securities - Senior Tranches	a. Privately Issued Residential Mortgage Related Securities		NV0037		NV0038		NV0039	NV0040
	b. Privately Issued Commercial Mortgage Related Securities		NV0041		NV0042		NV0043	NV0044
	c. Other Asset-Backed Securities		NV0045		NV0046		NV0047	NV0048
	d. TOTAL NON-FEDERAL AGENCY ASSET-BACKED SECURITIES - SENIOR TRANCHES		NV0049		NV0050		NV0051	NV0052
5. Non-Federal Agency Asset-Backed Securities - Subordinated Tranches	a. Privately Issued Residential Mortgage Related Securities		NV0053		NV0054		NV0055	NV0056
	b. Privately Issued Commercial Mortgage Related Securities		NV0057		NV0058		NV0059	NV0060
	c. Other Asset-Backed Securities		NV0061		NV0062		NV0063	NV0064
	d. TOTAL NON-FEDERAL AGENCY ASSET-BACKED SECURITIES - SUBORDINATED TRANCHES		NV0065		NV0066		NV0067	NV0068
6. Securities Issued by States and Political Subdivisions in the U.S.		NV0069		NV0070		NV0071		NV0072
7. Debt Securities Issued by Depositories, Banks, and Credit Unions		NV0073		NV0074		NV0075		NV0076
8. All Other Held-to-Maturity or Available-for-Sale Debt Securities		NV0077		NV0078		NV0079		NV0080
9. Total HTM or AFS Debt Securities (Sum of 1, 2c, 3c, 4d, 5d, 6, 7, and 8)		NV0081		801		NV0083		NV0084

SCHEDULE B

INVESTMENTS, SUPPLEMENTAL INFORMATION AS OF: _____

[Back to Navigation Page](#)

SECTION 2 - TRADING DEBT AND EQUITY SECURITIES - Complete this schedule if an amount is reported in Account AS0055 or AS0061 on page 1.

		Fair Value	Account
1. US Government Obligations			NV0087
2. Federal Agency Securities - Guaranteed	a. Agency/GSE Debt Instruments - Guaranteed		NV0088
	b. Agency/GSE Non-Debenture Instruments - Guaranteed		NV0089
	c. TOTAL FEDERAL AGENCY SECURITIES - GUARANTEED		NV0090
3. Federal Agency Securities - Non-Guaranteed	a. Agency/GSE Debt Instruments - Non-Guaranteed		NV0091
	b. Agency/GSE Non-Debenture Instruments - Non-Guaranteed		NV0092
	c. TOTAL FEDERAL AGENCY SECURITIES - NON-GUARANTEED		NV0093
4. Non-Federal Agency Asset-Backed Securities - Senior Tranches	a. Privately Issued Residential Mortgage Related Securities		NV0094
	b. Privately Issued Commercial Mortgage Related Securities		NV0095
	c. Other Asset-Backed Securities		NV0096
	d. TOTAL NON-FEDERAL AGENCY ASSET-BACKED SECURITIES - SENIOR TRANCHES		NV0097
5. Non-Federal Agency Asset-Backed Securities - Subordinated Tranches	a. Privately Issued Residential Mortgage Related Securities		NV0098
	b. Privately Issued Commercial Mortgage Related Securities		NV0099
	c. Other Asset-Backed Securities		NV0100
	d. TOTAL NON-FEDERAL AGENCY ASSET-BACKED SECURITIES - SUBORDINATED TRANCHES		NV0101
6. Securities Issued by States and Political Subdivisions in the U.S.			NV0102
7. Debt Securities Issued by Depositories, Banks, and Credit Unions			NV0103
8. All Other Trading Debt Securities			NV0104
9. Total Trading Debt Securities - Must equal AS0061 on page 1 (Sum of 1, 2c, 3c, 4d, 5d, 6, 7, and 8)			NV0105
10. Equity Securities	a. Common Stock		NV0106
	b. Registered Investment Companies		NV0107
	c. Other Equities		NV0108
	d. Total Equity Securities - Must equal AS0055 on page 1 (Sum of NV0106, NV0107, and NV0108)		NV0109
11. Total Trading Debt and Equity Securities (Sum of NV0105 and NV0109)			NV0110

S

S - New investment accounts, replaces Investment schedule on Sep 2021, page 18.

**SCHEDULE B
INVESTMENTS, SUPPLEMENTAL INFORMATION AS OF: _____**

[Back to Navigation Page](#)

SECTION 3 - INVESTMENT MATURITY DISTRIBUTION - Complete this schedule if amounts are reported in Accounts AS0007, AS0013 or AS0017 on page 1.

	<= 1 Year	Account	> 1-3 Years	Account	> 3-5 Years	Account	> 5-10 Years	Account	> 10 Years	Account	TOTAL AMOUNT	Account
1. Time and Other Deposits		NV0111		NV0112		NV0113		NV0114		NV0115		NV0116
2. Equity Securities		AS0050		AS0051		AS0052		AS0053		AS0054		NV0122
3. Trading Debt Securities		AS0056		AS0057	A	AS0058		AS0059		AS0060		NV0128
4. Available-for-Sale Debt Securities		AS0062		AS0063		AS0064		AS0065		AS0066		NV0134
5. Held-to-Maturity Debt Securities		AS0068		AS0069		AS0070		AS0071		AS0072		NV0140
6. Other Investments		NV0141		NV0142		NV0143		NV0144		NV0145		NV0146
7. Total (Sum items 1 - 6)		NV0153		NV0154		NV0155		NV0156		NV0157		NV0158

Must equal the sum of Accounts AS0007, AS0013 and AS0017 from page 1.

A - Investment Maturity Distribution moved from Sep 2021, page 1.

SCHEDULE B

INVESTMENTS, SUPPLEMENTAL INFORMATION AS OF: _____

[Back to Navigation Page](#)

SECTION 4 - INVESTMENTS - MEMORANDA - Complete this schedule as applicable.

	Amount	Account
1. Non-Conforming Investments (State Credit Unions ONLY). Exclude investments listed in Accounts 789C or 789D (below).		784A
2. Outstanding balance of brokered certificates of deposit and share certificates		788

Realized Investment Gains (Losses)

	Amount	Account
3. Realized Gains (Losses) on Held to Maturity Debt Securities		NV0159
4. Realized Gains (Losses) on Available for Sale Debt Securities		NV0160
5. Realized Gains (Losses) on all other investments (Do not include gain or loss on Trading Debt Securities)		NV0161
6. Gain (Loss) on Investments (Sum of Accounts NV0159, NV0160 and NV0161)		NV0162

Must equal Account IS0046 on page 5.

Other Than Temporary Impairment Information - Already reported in Account NV0159, NV0160, or NV0161

	Amount	Account
7. Total Other-Than-Temporary Impairment (OTTI) Losses		420A
8. Less: Portion OTTI Losses in Other Comprehensive Income		420B
9. OTTI Losses Recognized in Earnings (Sum of Accounts 420A and 420B)		420C

Derivatives Hedge - Already reported in Account IS0047 on page 5

	Amount	Account
10. Gain (Loss) associated with the Hedged Item in a Non-Trading, Fair Value Derivatives Hedge (Include in Account IS0047)		IS0026

Assets used to fund employee benefit or deferred compensation plans

Report amounts already reported in the Asset section of the Statement of Financial Condition to fund employee benefit plans or deferred compensation plans under Section 701.19(c) of NCUA Rules and Regulations (if federal), or similar state provisions (if state chartered), that are not authorized under Part 703 of NCUA Rules and Regulations.

	Remaining Premiums	Account	Cash Surrender Value	Account	Recorded Value	Account
11. a. Securities						789C
b. Other Investments						789D
c. Other Assets						
i. Split Dollar Life Insurance Arrangements						
a) Collateral Assignment		NV0169		NV0170		789E
b) Endorsement		NV0172		NV0173		789E1
ii. Other Insurance						789E2
iii. Other Non-insurance						789F
d. Total assets used to fund employee benefit or deferred compensation plans (Sum of Accounts 789C, 789D, 789E, 789E1, 789E2, and 789F)						789G

Charitable Donation Accounts

	Recorded Value	Account
12. Amounts reported in the Asset section of the Statement of Financial Condition to fund Charitable Donation Accounts		789H

T - Miscellaneous Investment Information moved from Sep 2021, page 19.

SCHEDULE C**COMMITMENTS AND OFF-BALANCE SHEET EXPOSURES AS OF: _____**[Back to Navigation Page](#)**SECTION 1 - UNFUNDED COMMITMENTS (All credit unions must complete lines 1 through 3, as applicable.)**

		Amount	Account
1. Unfunded Commitments for Commercial Loans			814K
2. Unfunded Commitments for All Remaining Loans (Non-Commercial Loans)	a. Revolving Open-End lines secured by 1- to 4-Family Residential Properties	M	811D
	b. Credit Card Lines		812C
	c. Unsecured Share Draft Lines of Credit		815C
	d. Unused Overdraft Protection Program		822C
	e. Other Unfunded Commitments		816B5
	f. Total Unfunded Commitments for Non-Commercial Loans (Sum of items 2a through 2e)		
3. Total Unfunded Commitments for all loan types (Sum of Accounts 814K and 816T)			816A

SECTION 2 - OFF-BALANCE SHEET EXPOSURES (Credit unions with more than \$500 million in Total Assets must complete this Section)

		Amount	Account
1. Total Unconditionally Cancelable Unfunded Commitments for All loan Types			LQ0013
2. Conditionally Cancelable Unfunded Commitments	a. Commercial Loans		LQ0014
	b. Consumer Loans - Secured and Real Estate		LQ0015
	c. Consumer Loans - Unsecured		LQ0016
	d. Total Conditionally Cancelable Unfunded Commitments (Sum of Accounts LQ0013, LQ0014, LQ0015, and LQ0016)		LQ0017
3. Loans transferred with limited recourse or other seller-provided credit enhancements (net of any related valuation allowance)	a. Commercial Loans		LQ0018
	b. Consumer Loans		LQ0019
	c. Total Loans Transferred with Limited Recourse (Sum of Accounts LQ0018 and LQ0019)		LQ0020
4. Loans Transferred under the FHLB MPF program			LQ0021
5. Financial Standby Letters of Credit			LQ0022
6. Forward Agreements that are not derivative contracts			LQ0023
7. Sold Credit Protection	a. Guarantees		LQ0024
	b. Credit Derivatives		LQ0025
	c. Total Sold Credit Protection (Sum of Accounts LQ0024 and LQ0025)		LQ0026
8. Off-Balance Sheet Securitization Exposures			LQ0027
9. Securities Borrowing or Lending transactions			LQ0028
10. Off-Balance Sheet exposure of repurchase transactions			LQ0029
11. All other off-balance sheet exposures not included above, but meet the definition of Commitments			LQ0030

M - Unfunded commitments moved from Sep 2021, page 11.

SCHEDULE C (continued)

LIQUIDITY, COMMITMENTS, OFF-BALANCE SHEET EXPOSURES, CONTINGENT LIABILITIES AND SOURCES OF FUNDS AS OF:

[Back to Navigation Page](#)

SECTION 3 - CONTINGENT LIABILITIES

	Amount	Account
1. Other Contingent Liabilities		818A

SECTION 4 - BORROWING ARRANGEMENTS

1. Borrowing Arrangements		Line of Credit Limit	Account	Draws Against Line of Credit	Account	Outstanding Term & Other Borrowings	Account	Assets Pledged to Secure All Outstanding Borrowings	Account
1. Borrowing Arrangements	a.	Corporate Credit Unions	884		885A		LQ0034		LQ0035
	b.	Natural Person Credit Unions	884C		885A1		LQ0038		LQ0039
	c.	Federal Home Loan Bank	LQ0040		885A3		LQ0042		LQ0043
	d.	Central Liquidity Facility					LQ0044		LQ0045
	e.	FRB - <i>excludes</i> amounts reported in Account LC0085 below					LQ0046		LQ0047
	i.	FRB Paycheck Protection Program Lending Facility loans					LC0085		LC0047
	f.	Other Sources		884D		885A2		LQ0052	LQ0053
g.	Total Borrowings & Assets Pledged (Sum of each column)		881		885A4		LQ0056		878

Must agree to Account 883C in Schedule C, Section 5

	Amount	Account
2. Amount of Borrowings Callable by Lender		865A
3. Borrowing Capacity Not Reported in Borrowing Arrangements		LQ0059

SECTION 5 - BORROWING MATURITY DISTRIBUTION

	A. < 1 Year	Account	B1. 1 - 3 Years	Account	B2. > 3 Years	Account	C. Total Amount	Account
1. Draws Against Lines of Credit		883A		883B1		883B2		883C
2. Other Notes, Promissory Notes and Interest Payable		011A		011B1		011B2		011C
3. Borrowing Repurchase Transactions		058A		058B1		058B2		058C
4. Subordinated Debt		867A		867B1		867B2		867C
5. TOTAL BORROWINGS (Sum of each column)		860A		860B1		860B2		LQ0860

Must agree to Account 860C on page 3 and Account 885A4 plus LQ0056 in Schedule C, Section 4

B - Borrowing Maturity Distribution moved from Sep 2021, page 3.

N - Borrowing Arrangements moved from Sep 2021, page 11.

SCHEDULE D

SHARES, SUPPLEMENTAL INFORMATION, AS OF: _____

Back to Navigation Page

*This page **must** be completed by all credit unions.*

NUMBER OF MEMBERS		Number	Account
1. Number of current members (not number of accounts)		H	083
2. Number of potential members			084

SHARES/DEPOSITS MATURITY DISTRIBUTION													
	Number of Accounts	Account	A. < 1 Year	Account	B1. 1 - 3 Years	Account	B2. > 3 Years	Account	C. Total Amount	Account			
3. Share Drafts		452		902A						902			
4. Regular Shares		454		657A						908B1	908B2		908C
5. Money Market Shares		458		911A						906B1	906B2		906C
6. Share Certificates		451		908A		630B1	630B2		630				
7. IRA/KEOGH Accounts		453		906A		013B1	013B2		SH0013				
8. All Other Shares		455		630A		880B1	880B2		SH0880				
9. TOTAL SHARES (Sum of each column)		966		013A		018B1	018B2		SH0018				
10. Nonmember Deposits		457		880A									
11. TOTAL SHARES and DEPOSITS (Sum of items 9 and 10)		460		018A									

Additional Shares/ Deposits (Included in the Shares/Deposits Listed Above)		Amount	Account
12. Accounts Held by Member Public Units			631
13. Accounts Held by Nonmember Public Units			632
14. Non-U.S. dollar denominated deposits			636
15. Dollar Amount of Share Certificates = or > \$100,000 (Excluding IRA share certificates and brokered share certificates participated out by the broker in shares of less than \$100,000)			638
16. Dollar Amount of IRA/Keogh share and IRA/Keogh share certificate accounts = or > \$100,000			639
17. Dollar Amount of Share Drafts Swept to Regular Shares or Money Market Accts as part of Sweep Program			641
18. Dollar Amount of Commercial Deposit Accounts			643
19. Dollar Amount of Share Accounts with negative balances			644

NCUA INSURED SAVINGS COMPUTATION		
Insured shares and deposits, as described in Part 745 of the NCUA Rules and Regulations, are authorized by state law and issued to members (or nonmembers in the case of low-income designated credit unions), other credit unions, or government depositors. Report uninsured shares in this section. Do not include notes payable or other forms of borrowings. Eligible accounts are generally insured up to \$250,000 each.		
	Amount	Account
20. Uninsured Member Shares and Deposits		065A4
21. Uninsured Nonmember Shares and Deposits		067A2
22. Total Uninsured Shares and Deposits (Sum of Accounts 065A4 and 067A2)		068A
23. Total Insured Shares and Deposits (Account SH0018 plus Account 644 less Account 068A)		069A

ADDITIONAL SHARE INSURANCE		Yes or No	Acct
24. Does your credit union maintain share/deposit insurance coverage other than the NCUSIF? (Do not include Life Savings and Borrowers' Protection Insurance or Surety Bond Coverage.)			875
a.	If so, indicate the name of the insurance company		876
b.	Dollar amount of shares and/or deposits insured by the company named above		877

**SCHEDULE E
SUPPLEMENTAL INFORMATION AS OF: _____**

Back to Navigation Page

SECTION 1 - GRANTS			Amount	Acct
1. Amount of Grants	a.	Awarded to Your Credit Union, Year-to-Date		926
	b.	Received by Your Credit Union, Year-to-Date		927
SECTION 2 - CREDIT UNION EMPLOYEES			Number	Acct
1. Number of credit union employees who are:	a.	Full-Time (26 hours or more per week)		564A
	b.	Part-Time (25 hours or less per week)		564B
SECTION 3 - CREDIT UNION BRANCHES			Yes or No	Acct
1. Does the credit union plan to add any new branches or expand existing facilities in the next 12 months?				566B
SECTION 4 - INTERNATIONAL REMITTANCES			Number of Remittances	Account
1. Number of International Remittances Originated Year-to-Date				928

SECTION 5 - CREDIT UNION SERVICE ORGANIZATIONS (CUSOs)
Report the following aggregate totals the credit union has in all CUSOs, regardless of whether your credit union owns the CUSO, has a "controlling financial interest," has the "ability to exert significant influence," or owns only a smaller portion of the CUSO.

	Amount	Account
1. Total Value of Investments in CUSOs		851
2. Total Amount loaned to CUSOs		852
3. Total Aggregate Cash Outlay in CUSOs		853

SECTION 6 - MONEY SERVICES BUSINESSES (This information will not be released to the public.)

	Number of Accounts	Account	Amount	Account
1. Total Money Services Businesses		1050		1050A
a. Dealers in Foreign Exchange		1051		
b. Check Cashers		1052		
c. Monetary Instruments		1053		
d. Money Transmitters		1054		
e. Provider of Prepaid Access		1055		
f. Seller of Prepaid Access		1056		
g. Other services provided by Money Services Businesses		BA0009		

Sum of Accounts 1051 to BA0009 may not total to

I - Sections 1 through 4 moved from Sep 2021, page 7.
U - Money Services Businesses moved from Sep 2021, page 22.

**SCHEDULE F
DERIVATIVE TRANSACTIONS REPORT AS OF: _____**

[Back to Navigation Page](#)

Total Derivative Transactions Outstanding		Total Notional Amount	Account	Net Fair Value Gain (Loss)	Account
1. Interest Rate Derivatives	a. Options				
	i. Purchased Options		DT0001		DT0002
	ii. Written Options		DT0003		DT0004
	b. Swaps		DT0005		DT0006
	c. Futures		DT0007		DT0008
	d. Other Interest Rate Derivatives		DT0009		DT0010
2. Loan Pipeline Management Derivatives			DT0011		DT0012
3. European Equity Call Options			DT0013		DT0014
4. All Other Derivatives			DT0015		DT0016
5. Total Derivatives (Sum of each column)			1030		1030C

SCHEDULE G

PCA NET WORTH CALCULATION WORKSHEET AS OF: _____

[Back to Navigation Page](#)

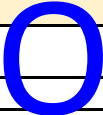
A credit union is not required to provide input on this page unless it has chosen an alternative total assets option offered on items 10 through 12 to calculate the Net Worth Ratio, made a one-time adjustment to Undivided Earnings due to the adoption of ASC Topic 326, or completed a merger or acquisition after 12/31/2008. Information entered on preceding other schedules will populate items below in the CUOnline system, excluding items 5, 6a - 6d and optional items 9, 10, and 11.

NET WORTH TO TOTAL ASSETS RATIO CALCULATION

NUMERATOR: NET WORTH		Amount	Account
1. Undivided Earnings			940
2. Appropriation for Non-Conforming Investments (State Credit Union ONLY)			668
3. Other Reserves (Appropriations of Undivided Earnings)			658
4. Net Income (unless this amount is already included in Undivided Earnings)			602
5. Subordinated Debt included in Net Worth			925A
6. Adjusted Retained Earnings acquired through Business Combinations		Amount	Account
a. Prior Quarter-End Adjusted Retained Earnings acquired through Business Combinations			1004A
b. Adjustments made to Retained Earnings acquired through Business Combinations during current quarter (See Instructions)			1004B
c. Adjusted Gain from Bargain Purchase due to Business Combinations completed during current quarter (See Instructions)			1004C
d. Current Quarter's Total Adjusted Retained Earnings acquired through Business Combinations (Accounts 1004A + 1004B - 1004C)			1004
7. TOTAL NET WORTH (Sum of Accounts 940, 668, 658, 925A, 602, and 1004)			997

These fields will pre-populate.

Complete these fields if a merger/acquisition was



DENOMINATOR: TOTAL ASSETS

8. Total Assets (Acct 010) excluding SBA PPP loans pledged as collateral to the FRB PPP Lending Facility (Acct LC0047)	Amount	Account
		NW0010

Total Assets Elections (Optional)

Retain item 8 above as net worth ratio denominator, or select one of the total assets computation options below by inputting the result in the appropriate line item. Item 12 below will compute your net worth ratio using account NW0010 as your denominator unless you enter an amount in item 9, 10 or 11. The amount reported should exclude SBA PPP loans pledged as collateral to the FRB PPP Lending Facility (Acct

	Amount	Account
9. Average of Daily Assets over the calendar quarter		010A
10. Average of the three month-end balances over the calendar quarter		010B
11. The average of the current and three preceding calendar quarter-end balances		010C

If you elect to use an optional asset amount to calculate your net worth ratio, input an optional asset amount on one of these lines.

NET WORTH RATIO

	Amount	Account
12. Net Worth Ratio (Account 997 divided by Account NW0010, 010A, 010B, or 010C)		998
13. Risk Based Capital Ratio (Credit unions with total assets over \$500 million)		RB0172

NET WORTH CLASSIFICATION

	Classification	Account
14. Net Worth Classification if credit union is not new (Based upon Call Report data only--See instructions.)		700
15. Net Worth Classification if credit union is new (A "New" credit union has less than \$10 million in assets and was chartered in the last 10 years. (Based upon Call Report data only--See instructions.))		701

ASC Topic 326 - Undivided Earnings adjustment - Complete these rows if you have adopted ASC Topic 326: Financial Instruments - Credit Losses (CECL)

16. Select the fiscal year of adoption of ASC Topic 326 - Financial Instruments - Credit Losses (CECL)		NW0001
17. One-time Adjustment to Undivided Earnings for those credit unions that have adopted ASC Topic 326 - Financial Instruments - Credit Losses (CECL)		NW0002

SCHEDULE I
RISK-BASED CAPITAL CALCULATION AS OF: _____

Back to Navigation

Complex credit unions, as defined in section 702.103 of the NCUA's regulations, must complete this schedule.

PART I - NUMERATOR

EQUITY		TOTALS	Account
1.	Undivided earnings		940
2.	Appropriations for non-conforming investments		668
3.	Other reserves		658
4.	Equity acquired in merger		658A
5.	Net income		602
6.	Total Equity (Sum of Accounts 940, 668, 658, 658A, and 602)		RB0001

ADDITIONS

7.	Allowance for Credit Losses (Sum of Accounts 719, AS0048, AS0041, and LI0003)		RB0002
8.	Subordinated Debt in accordance with §702.407		RB0003
9.	Section 208 Assistance included in net worth as defined in §702.2		RB0004
10.	Total Additions (Sum of Accounts RB0002, RB0003, and RB0004)		RB0005

DEDUCTIONS

11.	NCUSIF capitalization deposit		794
12.	Goodwill		009D2
	a. Less: Excluded Goodwill		RB0006
13.	Other intangible assets		AS0032
	a. Less: Excluded intangible assets		RB0007
14.	Identified losses not reflected in the risk-based capital numerator		RB0008
15.	Total Deductions (Sum of Accounts 794, 009D2, AS0032, and RB0008 less RB0006 and RB0007)		RB0009
16.	TOTAL RISK-BASED CAPITAL NUMERATOR BEFORE MORTGAGE SERVICING ASSETS DEDUCTION (Sum of Accounts RB0001 plus RB0005 minus RB0009)		RB0010
	a. Less: Mortgage Servicing Assets (reported in Account 779 on page 2) that exceed 25% of RB0010		RB0011
17.	TOTAL RISK-BASED CAPITAL NUMERATOR (Account RB0010 less Account RB0011)		RB0012

**SCHEDULE I
RISK-BASED CAPITAL CALCULATION AS OF: _____**

Complex credit unions, as defined in section 702.103 of the NCUA's regulations, must complete this schedule.

Part II - DENOMINATOR

ON-BALANCE SHEET ASSETS				Risk Weight Category and Asset Allocations							
See page 25 for additional Risk Weight Category and Asset Allocations				Totals from Schedules	Adj's to Totals	Totals for Risk-Weighting	1 0%	2 20%	3 50%	4 75%	5 100%
18.	Cash and Deposits in Financial Institutions or Reserve Banks	AS0009	RB0013	RB0014	RB0015	RB0016					RB0017
INVESTMENTS											
19.	Securities	AS0013	RB0018	RB0019	RB0020	RB0021	RB0022				RB0023
20.	Other Investments	AS0017	RB0028	RB0029	RB0030	RB0031					RB0032
21.	Total Investments (Sum each column)	RB0039	RB0040	RB0041	RB0042	RB0043	RB0044				RB0045
LOANS											
22.	First Lien Residential Real Estate Loans	703A	RB0051	RB0052			RB0053	RB0054			RB0055
23.	Junior-Lien Residential Real Estate Loans	386A	RB0056	RB0057							RB0058
24.	Consumer Loans (Sum of Accounts 396, 397A, 698A, 397, 385, 370, 002, 698C and 386B)	RB0060	RB0061	RB0062	RB0063	RB0064				RB0065	RB0066
25.	Commercial Loans (Sum of Accounts 718A5 and 400P)	RB0068	RB0069	RB0070	RB0071	RB0072					RB0073
26.	Loans held for sale	003	RB0075								
27.	Less: Allowance for Credit Losses (Loans)	RB0002	RB0076	RB0077	RB0078						
28.	Total Loans (Account RB0079 equals sum of 703A, 386A, RB0060, RB0068, 003 less RB0002)	RB0079	RB0080	RB0081	RB0082	RB0083	RB0084	RB0085			RB0086
29.	Other Assets (RB0088 equals sum of 798A, 007, 008, 794, and AS0036)	RB0088	RB0089	RB0090	RB0091						RB0092
30.	Total On-Balance Sheet Assets by Risk Weight (RB0099 equals sum of AS0009, RB0039, RB0079, and RB0088)	RB0099		RB0100	RB0101	RB0102	RB0103	RB0104			RB0105
31.	Total Risk-Weighted Assets - On Balance Sheet (Account RB0112 equals sum of RB0113, RB0114, RB0115, RB0116, RB0117, RB0118, RB0119, RB0120, RB0121, and RB0122)	RB0112				RB0113	RB0114	RB0115			RB0116

Continued on page 25

**SCHEDULE I
RISK-BASED CAPITAL CALCULATION AS OF: _____**

Complex credit unions, as defined in section 702.103 of the NCUA's regulations, must complete this schedule.

Part II - DENOMINATOR (continued)

ON-BALANCE SHEET ASSETS Continued from page 24		Risk Weight Category and Asset Allocations					Alternative Risk Weights						
		6	7	8	9	10	Risk Weight	Asset Amount					
		150%	250%	300%	400%	1250%							
18.	Cash and Deposits in Financial Institutions or Reserve Banks												
INVESTMENTS													
19.	Securities								RB0024		RB0025	RB0026	RB0027
20.	Other Investments							RB0033	RB0034	RB0035	RB0036	RB0037	RB0038
21.	Total Investments (Sum each column)	RB0046	RB0047	RB0048	RB0049		RB0050						
LOANS													
22.	First Lien Residential Real Estate Loans												
23.	Junior-Lien Residential Real Estate Loans								RB0059				
24.	Consumer Loans								RB0067				
25.	Commercial Loans								RB0074				
26.	Loans held for sale												
27.	Less: Allowance for Credit Losses (Loans)												
28.	Total Loans (Account RB0079 equals sum of 703A, 386A, RB0060, RB0068, 003 less RB0002)	RB0087											
29.	Other Assets (RB0088 equals sum of 798A, 007, 008, 794, and AS0036)	RB0093	RB0094	RB0095		RB0096	RB0097	RB0098					
30.	Total On-Balance Sheet Assets by Risk Weight (RB0099 equals sum of AS0009, RB0039, RB0079, and RB0088)	RB0106	RB0107	RB0108	RB0109	RB0110		RB0111					
31.	Total Risk-Weighted Assets - On Balance Sheet (Account RB0112 equals sum of RB0113, RB0114, RB0115, RB0116, RB3606, RB0117, RB0118, RB0119, and RB0120)	RB0117	RB0118	RB0119	RB0120	RB0121		RB0122					

**SCHEDULE I
RISK-BASED CAPITAL CALCULATION AS OF: _____**

Complex credit unions, as defined in section 702.103 of the NCUA's regulations, must complete this schedule.

Part III - Denominator

Off-Balance Sheet and Derivative Exposures

See page 27 for additional Credit Equivalent Risk Weight Allocations

Total Conditionally Cancelable Unfunded Commitments:	Totals for Risk-Weighting	Credit Conversion Factor	Credit Equivalent Amount	Credit Equivalent Risk Weight Allocations					
				1	2	3	4	5	
				0%	2%	4%	20%	50%	
32. Unfunded Commitment - Commercial loans	LQ0014	50%	RB0123	<div style="border: 1px solid gray; padding: 10px; background-color: #f0f0f0;"> The sum of the Credit Equivalent Risk Weight Allocations equals the Credit Equivalent Amount, which must equal the Totals for Risk Weighting multiplied by the Credit Conversion Factor. For example: RB0126+RB0127+RB0128 must equal LQ0015 * 0.10. </div>					
33. Unfunded Commitment - Consumer Loans - Secured & RE	LQ0015	10%	RB0125						RB0126
34. Unfunded Commitment - Consumer Loans - Unsecured	LQ0016	10%	RB0129						RB0132
35. Federal Home Loan Bank under the MPF program	LQ0021	20%	RB0131						RB0135
36. All other off-balance sheet exposures (Sum of LQ0020, LQ0022, LQ0023, LQ0026, LQ0027, LQ0028, LQ0029, and LQ0030)	RB0133	100%	RB0134	RB0140	RB0141	RB0142	RB0143	RB0144	RB0145
37. Over-the-counter derivatives			RB0140	RB0141	RB0142	RB0143	RB0144	RB0145	
38. Centrally cleared derivatives			RB0148	RB0149	RB0150	RB0151	RB0152		
39. TOTAL OFF-BALANCE SHEET AND DERIVATIVE CREDIT EQUIVALENT AMOUNTS (Sum each column)			RB0153	RB0154	RB0155	RB0156	RB0157	RB0158	
40. TOTAL RISK-WEIGHTED ASSETS - OFF BALANCE SHEET AND DERIVATIVE EXPOSURES (RB0162 equals sum of RB0163, RB0164, RB0165, RB0166, RB0167, RB0168, and RB0169)	RB0162			RB0163	RB0164	RB0165	RB0166		

Continued on page 27

**SCHEDULE I
RISK-BASED CAPITAL CALCULATION AS OF: _____**

Complex credit unions, as defined in section 702.103 of the NCUA's regulations, must complete this schedule.

Part III - Denominator (continued)

Off-Balance Sheet and Derivative Exposures

Continued from page 26

Total Conditionally Cancelable Unfunded Commitments:	Credit Equivalent Risk Weight Allocations		Alternative Risk Weights	
	6	7	Risk Weight	Exposure Amount
	75%	100%		
32. Unfunded Commitment - Commercial loans		RB0124		
33. Unfunded Commitment - Consumer Loans - Secured & RE	RB0127	RB0128		
34. Unfunded Commitment - Consumer Loans - Unsecured		RB0130		
35. Federal Home Loan Bank under the MPF program				
36. All other off-balance sheet exposures (Sum of LQ0020, LQ0022, LQ0023, LQ0026, LQ0027, LQ0028, LQ0029, and LQ0030)	RB0136	RB0137	RB0138	RB0139
37. Over-the-counter derivatives	RB0146	RB0147		
38. Centrally cleared derivatives				
39. TOTAL OFF-BALANCE SHEET AND DERIVATIVE CREDIT EQUIVALENT AMOUNTS (Sum each column)	RB0159	RB0160		RB0161
40. TOTAL RISK-WEIGHTED ASSETS - OFF BALANCE SHEET AND DERIVATIVE EXPOSURES (RB0162 equals sum of RB0163, RB0164, RB0165, RB0166, RB0167, RB0168, and RB0169)	RB0167	RB0168		RB0169

Risk-Based Capital Ratio Totals

41. TOTAL ON-BALANCE SHEET ASSETS AND OFF-BALANCE SHEET CREDIT EQUIVALENT AMOUNTS (Sum of RB0099 and RB0153)	RB0170
42. TOTAL RISK-WEIGHTED ASSETS (Sum of RB0112 and RB0162)	RB0171
43. TOTAL RISK-BASED CAPITAL RATIO (RB0012 divided by RB0171)	RB0172